발 간 등 록 번 호
11-B552584-000005-10

KECO2014-PE14-38

전국 폐기물 발생 및 처리 현황(2013년도)

2014

환 경 부 한국환경공단

목 차

Ⅰ. 전국 폐기물 발생 및 처리 현황(요약)

1. 개 요 ····· 3
2. 2013년도 폐기물 발생 현황 ····· 10
3. 2013년도 폐기물 처리 현황 ····· 23
4. 폐기물처리관련 시설·장비 현황 ····· 34
5. 생활폐기물 관리인원·장비 및 예산 현황 ····· 37

Ⅱ. 전국 총괄 현황

1. 생활폐기물 관리구역 현황 ····· 41
2. 폐기물 발생 현황 ····· 42
3. 폐기물 처리 현황 ····· 45
4. 생활폐기물 관리인원 및 장비 현황 ····· 47
5. 폐기물 처리시설 보유 현황 ····· 47
6. 사업장폐기물 배출업소 현황 ····· 49
7. 폐기물처리업체 현황 ····· 50
8. 2014년도 생활폐기물 관리예산 현황 ····· 51
9. 2013년도 생활폐기물 관리예산 집행내역 ····· 51

Ⅲ. 시 · 도 별 현황

1. 생활폐기물 관리구역 현황 ····· 55
2. 폐기물 발생 및 처리 현황 ····· 56
   가. 가정생활폐기물 ····· 59
   나. 사업장생활계폐기물 ····· 62
   다. 사업장배출시설계폐기물 ····· 65
   라. 건설폐기물 ····· 73
3. 폐기물 처리주체별 처리 현황 ····· 76
   가. 가정생활폐기물 ····· 77
   나. 사업장생활계폐기물 ····· 78
   다. 사업장배출시설계폐기물 ····· 79
   라. 건설폐기물 ····· 80
4. 생활폐기물 관리인원 및 장비 현황
   가. 인원 및 장비 현황 ····· 81
   나. 수집 · 운반차량 현황 ····· 82
5. 폐기물 매립시설 현황
   가. 지방자치단체 ····· 83
   나. 자가처리업체 ····· 84
6. 폐기물 소각시설 현황
   가. 지방자치단체 ····· 85
   나. 자가처리업체(생활폐기물 소각시설) ····· 86
   다. 자가처리업체(사업장폐기물 소각시설) ····· 87
7. 기타시설 설치 현황
   가. 지방자치단체 ····· 88
   나. 자가처리업체 ····· 89
8. 폐기물 처리업체 현황
   가. 수집 · 운반업체(생활 및 사업장폐기물) ····· 90

나. 수집 · 운반업체(건설폐기물) ····· 91
다. 중간처분업체 ····· 92
라. 최종처분업체 ····· 93
마. 중간재활용업체 ····· 94
바. 최종재활용업체 ····· 95
사. 종합재활용업체 ····· 96
아. 중간처리업체(건설폐기물) ····· 97
9. 생활폐기물 관리예산
가. 2014년도 생활폐기물 관리예산 ····· 98
나. 2013년도 생활폐기물 관리예산 집행내역 ····· 99

Ⅳ. 시 · 군 · 구 별 현황

1. 생활폐기물 관리구역 현황 ····· 103
2. 폐기물 발생 및 처리 현황 ····· 108
가. 가정생활폐기물 ····· 129
나. 사업장생활계폐기물 ····· 150
다. 사업장배출시설계폐기물 ····· 171
라. 건설폐기물 ····· 597
3. 폐기물 처리주체별 처리 현황 ····· 618
가. 가정생활폐기물 ····· 623
나. 사업장생활계폐기물 ····· 628
다. 사업장배출시설계폐기물 ····· 633
라. 건설폐기물 ····· 638
4. 생활폐기물 관리인원 및 장비 현황
가. 인원 및 장비 현황 ····· 643
나. 수집·운반차량 현황 ····· 648
5. 폐기물 매립시설 현황
가. 지방자치단체 ····· 665
나. 자가처리업체 ····· 670
6. 폐기물 소각시설 현황
가. 지방자치단체 ····· 672
나. 자가처리업체(생활폐기물 소각시설) ····· 677
다. 자가처리업체(사업장폐기물 소각시설) ····· 678
7. 기타시설 설치 현황
가. 지방자치단체 ····· 683
나. 자가처리업체 ····· 695
8. 폐기물 처리업체 현황
가. 수집 · 운반업체(생활 및 사업장폐기물) ····· 701
나. 수집 · 운반업체(건설폐기물) ····· 926
다. 중간처분업체 ····· 954
라. 최종처분업체 ····· 961
마. 중간재활용업체 ····· 963
바. 최종재활용업체 ····· 997
사. 종합재활용업체 ····· 1006
아. 중간처리업체(건설폐기물) ····· 1120
9. 생활폐기물 관리예산
가. 2014년도 생활폐기물 관리예산 ····· 1140
나. 2013년도 생활폐기물 관리예산 집행내역 ····· 1146
부록1: 산업단지별 사업장배출시설계폐기물 발생 및 처리 현황 ····· 1152
부록2: 업종별 사업장배출시설계폐기물 분류표[한국표준산업분류(9차)] ···· 1250

Ⅰ. 전국 폐기물 발생 및 처리 현황(요약)

1. 개 요 ····· 3
가. 작성 목적 ····· 3
나. 작성 연혁 ····· 3
다. 작성 근거 ····· 4
라. 작성 대상 및 범위 ····· 5
마. 작성 기준시점 및 기간 ····· 6
바. 작성방법 및 체계 ····· 7
사. 2014년도 업무 추진과정 ····· 7
아. 통계 이용 시 참고사항 ····· 8
자. 주요용어 ····· 8
2. 2013년도 폐기물 발생 현황 ····· 10
가. 폐기물 발생 현황 추이 ····· 10
나. 지역별 폐기물 발생량 분석 ····· 12
다. 폐기물 종류별 발생 현황 분석 ····· 14
라. 폐기물 성상 변화추이 분석 ····· 20
3. 2013년도 폐기물 처리 현황 ····· 23
가. 폐기물 처리 현황 추이 ····· 23
나. 폐기물 종류별 처리방법 변화 추이 ····· 25
다. 폐기물 처리주체별 처리 현황 ····· 31
4. 폐기물처리관련 시설 · 장비 현황 ····· 34
가. 처리시설 현황 ····· 34
나. 폐기물처리업체 현황 ····· 36
5. 생활폐기물 관리인원 · 장비 및 예산 현황 ····· 37
가. 지방자치단체의 생활폐기물 관리인원 및 장비 ····· 37
나. 자치단체 생활폐기물 관리예산 ····· 38

1. 개 요

가. 작성 목적

○ 우리나라 생활폐기물 및 사업장폐기물에 대한 1년 단위 발생 및 처리 현황을 행정구역별로 조사하여 폐기물의 발생과 처리의 변화추이를 분석

○ 생활폐기물 및 사업장폐기물의 발생과 처리흐름에 따른 단계별 처리업체와 시설 현황 파악

○ 생활폐기물을 관리하기 위한 시·도 및 지방자치단체의 예산 규모 파악

나. 작성 연혁

○ ‘81년 환경부 「환경오염배출업소조사(국가승인통계 10605호)」 최초 실시

○ ‘85년 「전국 쓰레기 처리실적 및 계획」 공표

○ ‘88년 「(‘87년 현황) 전국 일반쓰레기 처리실적 및 계획」 공표

○ ‘94년 「(‘93년 현황) 전국 폐기물 발생 및 처리현황」 공표

○ ‘97년 (‘96년 현황) 건설폐기물 분리 집계

○ ‘98년 (‘97년 현황) 사업장배출시설계폐기물 해역배출내역 추가

○ ‘07년 (‘06년 현황) 남은 음식물류 분리배출내역 분리 집계

○ ‘08년 폐기물통계업무 작성기관 일원화 계획에 따른 공동조사팀(국립환경과학원, 한국환경공단) 운영

○ ‘09년 ‘08년 현황부터 한국환경공단 작성

다. 작성 근거

(1) 사업장의 실적 보고

○ 폐기물관리법 제38조, 같은 법 시행규칙 제60조(보고서의 제출)

- 사업장일반폐기물 및 건설폐기물배출자는 전년도의 폐기물 발생, 처리 및 재활용에 관한 사항을 2월 말일까지 관할시·군·구청장에게 제출
- 실적보고는 서면 제출하거나 전산처리기구에서 운영하는 전산프로그램을 통한 전송으로 갈음할 수 있음

○ 건설폐기물의 재활용촉진에 관한 법률 제34조, 같은 법 시행규칙 제27조(보고서 제출)

- 건설폐기물은 배출종료일로부터 15일 이내 또는 배출기간이 2개년도 이상에 걸친 경우 다음연도 2월 말일까지 배출 또는 처리실적 제출
- 실적보고는 전산처리기구에서 운영하는 전산프로그램을 통한 전송으로 갈음할 수 있음

(2) 시·도지사의 실적 보고

○ 폐기물관리법 제58조, 같은 법 시행규칙 제81조(시 · 도지사의 폐기물처리실적 보고)

- 시·도지사는 관할구역의 폐기물처리 실적을 3월 31일까지 환경부장관에 보고

○ 건설폐기물의 재활용촉진에 관한 법률 제11조, 같은 법 시행규칙 제3조(재활용 통계조사)

- 시·군·구의 장은 재활용 통계조사보고서 2월 말일까지 해당 시·도지사에 보고하고, 시·도지사는 이를 종합하여 3월 말일까지 환경부장관에 보고

라. 작성 대상 및 범위

(1) 보고자

○ 1차 자료 작성: 시·군·구 생활폐기물관리자, 폐기물처리업소 담당자

○ 2차 자료 작성: 시·도 통계담당자

○ 3차 자료 작성: 한국환경공단 통계담당자

(2) 작성내용

○ 생활폐기물 관리구역 현황

○ 사업장폐기물 배출업소 현황

○ 생활폐기물 및 사업장폐기물 발생 및 처리 현황

○ 생활폐기물 및 사업장폐기물 관리인원 및 장비 현황

○ 생활폐기물 및 사업장폐기물 처리업체 현황

○ 생활폐기물 관리예산 현황

(3) 대상폐기물

○ 생활폐기물: 가정생활폐기물, 사업장생활계폐기물

○ 사업장배출시설계폐기물(사업장일반폐기물)

○ 건설폐기물

※ 지정폐기물은 별도로 통계 작성

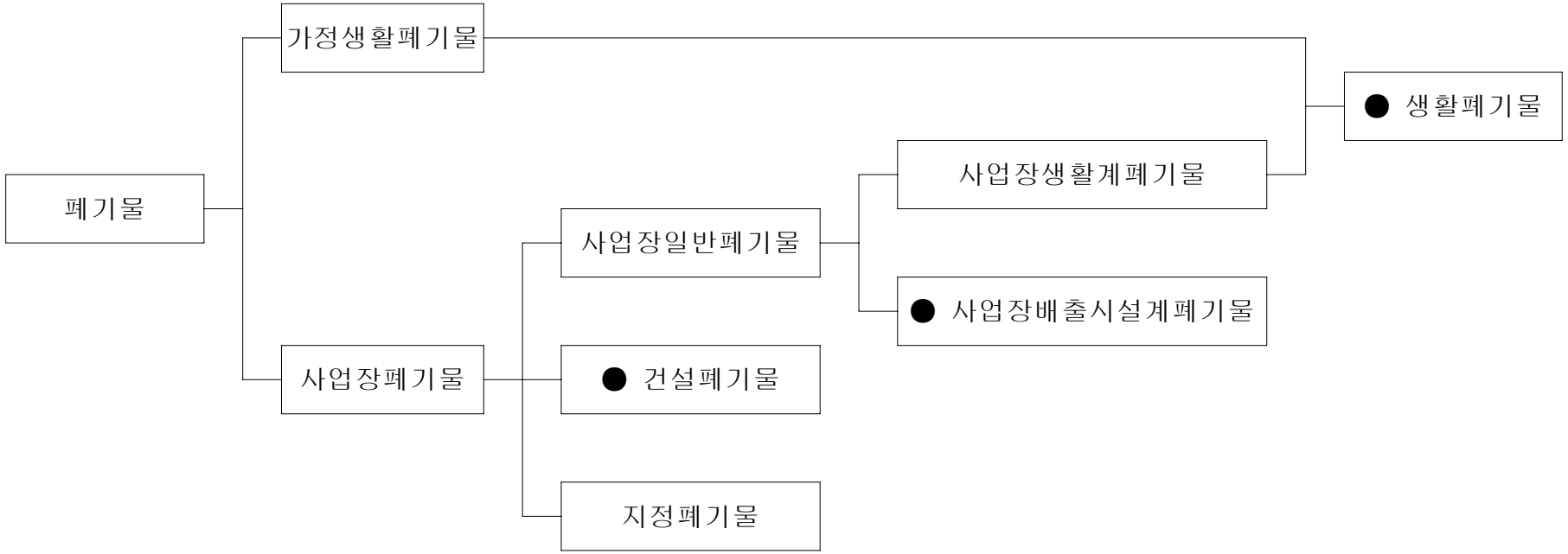

그림 1. 폐기물 관리법상 폐기물 분류와 폐기물 통계 작성상 폐기물 분류 비교

마. 작성 기준시점 및 기간

○ 기준시점: 2013년 12월 31일

○ 대상기간: 2013년 1월 1일 ~ 12월 31일

○ 사업체 보고기간: 2014년 2월 28일

○ 지자체 보고기간: 2014년 3월 31일

바. 작성 방법 및 체계

(1) 작성방법

○ 사업체: 전산프로그램(올바로시스템)을 통한 실적전송 또는 서면실적 시·군·구 제출

○ 지자체: 보고양식(엑셀서식) 공문송부

(2) 작성체계

○ 사업체 → 지방자치단체(시·군·구 → 시·도) → 환경부(한국환경공단)

사. 2014년도 업무 추진과정

(1) 통계 조사 대상 지역: 전국 17개 시·도 및 231개 시·군·구

(2) 업무 추진과정

○ 폐기물 발생 및 처리 현황 작성지침 전달 및 교육: 2014년 3월 13일 ~ 14일

○ 폐기물 발생 및 처리 현황 자료 제출 요청: 2014년 3월 12일

○ 1차 자료취합 및 검토: 2014년 3월 14일 ~ 6월 30일

○ 2차 자료수정보완 및 검토: 2014년 7월 1일 ~ 10월 31일

○ 3차 최종수치 확인 및 확정: 2014년 11월 1일 ~ 12월 14일

아. 통계 이용 시 참고사항

○ 모든 수치는 반올림을 원칙으로 하여, 세부의 합계와 총계가 일치하지 않을 수도 있음

자. 주요 용어

(1) 폐기물 분류

○ 가정생활폐기물

- 사업장폐기물이외의 폐기물로 가정에서 발생되는 폐기물
- 가정에서 일련의 개보수 공사·작업등으로 인하여 5톤 미만으로 발생되는 폐기물

○ 사업장생활계폐기물

- 폐기물관리법 시행령 제2조 제7호 및 제9호 규정에 의한 사업장에서 발생되는 폐기물
- 폐기물관리법 제2조 제3호와 같은 법 시행령 제2조 제1호 내지 제5호 사업장에서 배출시설 등의 운영에 관계되지 아니한 폐기물

○ 사업장배출시설계폐기물

- 배출시설의 설치·운영과 관련하여 배출되는 사업장일반폐기물로 수질 및 수생태계 보전에 관한 법률 제48조제1항의 규정에 의한 폐수종말처리시설, 하수도법 제11조제4항의 규정에 의한 공공하수처리시설, 하수도법 제2조제10항의 규정에 의한 분뇨처리시설, 가축분뇨의 관리 및 이용에 관한 법률 제24조의 규정에 의한 공공처리시설, 폐기물관리법 제29조제2항의 규정에 의한 폐기물처리시설에서 발생되는 폐기물을 포함

○ 건설폐기물

- 건설폐기물의 재활용촉진에 관한 법률 제2조에 의해 건설산업기본법 제2조 제4호의 규정에 의한 건설공사로 인하여 발생되는 5톤 이상의 폐기물

(2) 폐기물 발생량

○ 폐기물 처리방법별 처리시설로 반입되는 양의 합

○ 가정생활폐기물 성상별 발생량 산정방법

- 매립, 소각 등 폐기물처리시설의 폐기물 성상별 발생량 계절별 1회 표본조사를 통해 평균처리비율 산정

(3) 생활폐기물 발생구분

○ 종량제에 의한 배출: 쓰레기종량제봉투 등 종량제에 의한 배출을 의미하며, 음식물쓰레기전용봉투는 제외

○ 재활용품 분리배출: 종이류, 유리병류 등 재활용을 목적으로 별도 구분하여 배출된 폐기물

○ 음식물류 폐기물 분리배출: 남은 음식물류폐기물의 재활용을 목적으로 음식물쓰레기전용봉투 또는 전용용기에 담아 배출된 폐기물

(4) 폐기물 처리방법별 처리량

○ 매립: 매립장으로 반입 처리된 관할구역내의 연간 매립량을 반입 폐기물 성상별 비율을 곱한 양

○ 소각: 소각장으로 반입 처리된 관할구역내의 연간 소각량을 반입 폐기물 성상별 비율을 곱한 양

○ 재활용: 재활용시설로 반입 처리된 관할구역내의 재활용을 목적으로 별도로 분리배출한 연간 폐기물 양

○ 해역배출: 해역배출처리업체의 시설로 반입 처리된 관할구역내의 폐기물 양

(5) 폐기물 처리주체별 처리량

○ 자치단체: 시도 또는 시·군·구 처리시설에 의한 처리량

○ 처리업체: 폐기물 처리시설에 대한 인허가를 받은 업체에 의한 처리량

○ 자가처리: 폐기물배출업소에서 배출되는 폐기물을 배출업소의 자가처리시설에서 처리한 양

2. 2013년도 폐기물 발생 현황

가. 폐기물 발생 현황 추이

○ ‘13년도 총 폐기물 발생량(지정폐기물 제외)은 1일 382,081톤으로, 전년(382,009톤/일) 대비 약 0.02% 증가함

○ ‘13년도 폐기물 구성비는 건설폐기물 48.0%, 사업장배출시설계폐기물 39.2%, 생활폐기물 12.8%로 나타남

표 1. 연도별 폐기물 발생 현황 (단위: 톤/일, %)

구 분		‘08	‘09	‘10	‘11	‘12	‘13
총 계	발생량	359,296	357,861	365,154	373,312	382,009	382,081
	전년대비 증감율	6.6	-0.4	2.0	2.2	2.3	0.02
생활 폐기물1)	발생량	52,072	50,906	49,159	48,934	48,990	48,728
	전년대비 증감율	3.4	-2.2	-3.4	-0.5	0.1	-0.5
사업장 배출시설계 폐기물2)	발생량	130,777	123,604	137,875	137,961	146,390	149,815
	전년대비 증감율	13.9	-5.5	11.5	0.1	6.1	2.3
건설 폐기물	발생량	176,447	183,351	178,120	186,417	186,629	183,538
	전년대비 증감율	2.6	3.9	-2.9	4.7	0.1	-1.7

1) 생활폐기물은 가정생활폐기물, 사업장생활계폐기물, 공사장생활계폐기물을 함께 포함한 수치임

2) 사업장배출시설계폐기물은 지정폐기물을 제외한 수치임(지정폐기물은 “지정폐기물 발생 및 처리 현황”으로 별도 작성)

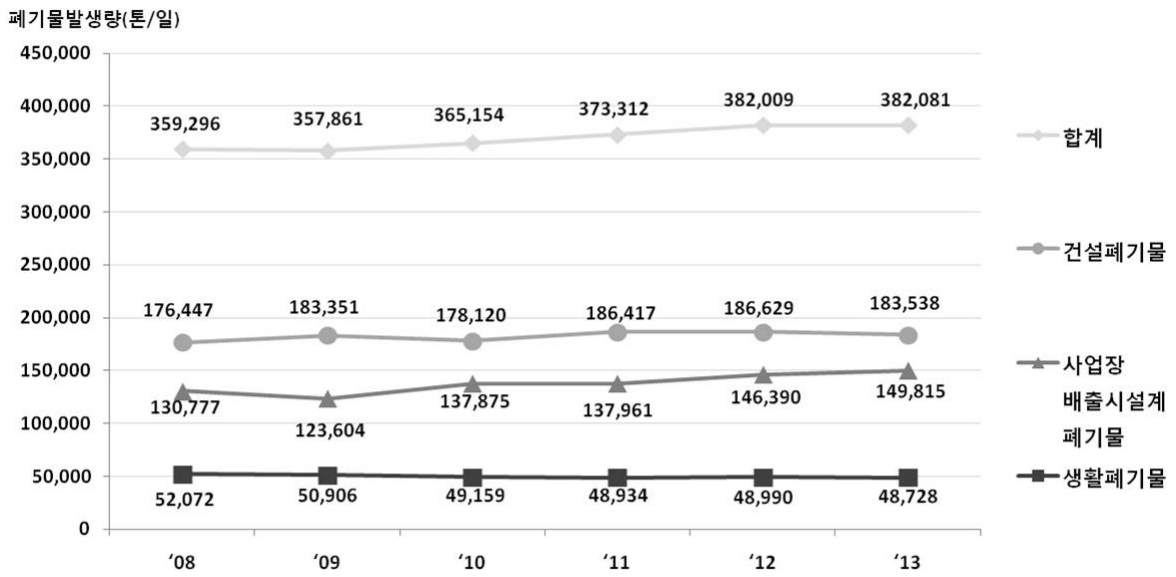

그림 2. 폐기물 발생량 변화추이

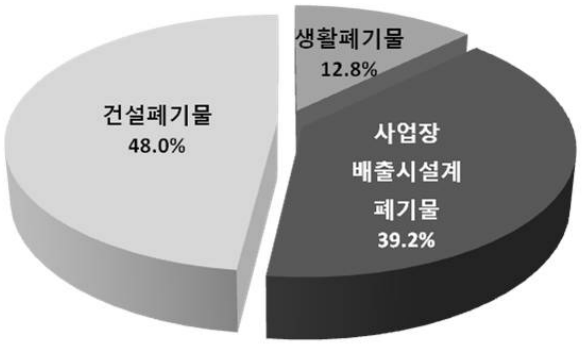

그림 3. 폐기물 종류별 구성비율

나. 지역별 폐기물 발생량 분석

○ 폐기물 총 발생량은 경기, 충남, 경북 순으로 많았으며, 이들 3개 시·도가 전체 발생량의 40.4%를 차지함

- 생활폐기물 1일 발생량 48,728톤 중 44.4%(21,652톤)가 인구 밀집 지역인 서울, 경기, 부산 지역에서 발생함
- 사업장배출시설계폐기물 1일 발생량 149,815톤 중 51.4%(77,000톤)가 충남, 경북, 전남 순의 3개 지역에서 발생함
- 건설폐기물 1일 발생량 183,538톤 중 44.3%(81,390톤)가 경기, 서울, 경북순의 3개 지역에서 발생함
- 행정구역단위별의 발생량 차지 비율은, 1개 특별시 9.0%, 7개 광역·자치시 19.7%, 9개 도 71.3%임

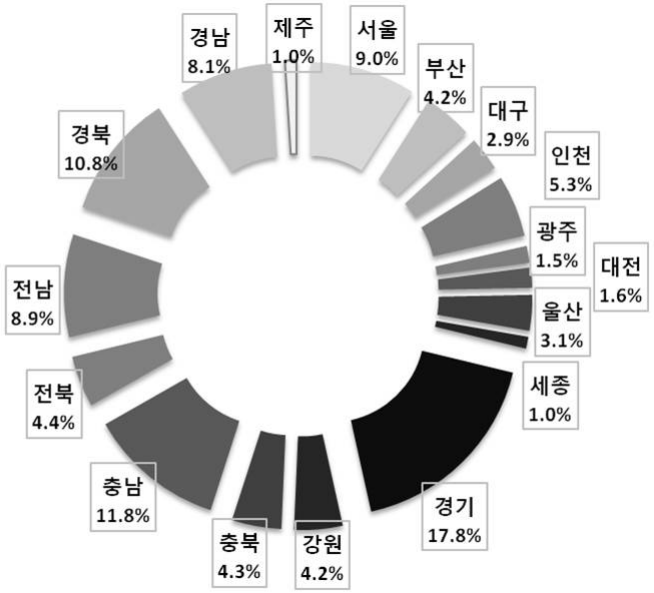

그림 4. 지역별 총 폐기물 발생 비율

표 2. 지역별 생활폐기물관리구역내 인구 점유율

시 도	인구 점유율 (%)	시 도	인구 점유율 (%)
서울	19.6	경기	24.3
부산	6.9	강원	3.0
대구	4.9	충북	3.0
인천	5.7	충남	4.0
광주	2.9	전북	3.6
대전	3.0	전남	3.7
울산	2.3	경북	5.3
세종	0.2	경남	6.4
		제주	1.2

※ 생활폐기물관리구역 총 인구수로 해당지역 인구수를 나눔

인천광역시		
생활폐기물	2,413	톤/일
사업장배출시설계폐기물	8,992	톤/일
건설폐기물	8,907	톤/일
총 발생 폐기물	20,311	톤/일

서울특별시		
생활폐기물	8,559	톤/일
사업장배출시설계폐기물	1,154	톤/일
건설폐기물	24,762	톤/일
총 발생 폐기물	34,474	톤/일

경기도		
생활폐기물	9,919	톤/일
사업장배출시설계폐기물	16,112	톤/일
건설폐기물	41,796	톤/일
총 발생 폐기물	67,828	톤/일

강원도		
생활폐기물	2,101	톤/일
사업장배출시설계폐기물	5,144	톤/일
건설폐기물	8,720	톤/일
총 발생 폐기물	15,965	톤/일

충청북도		
생활폐기물	1,764	톤/일
사업장배출시설계폐기물	6,988	톤/일
건설폐기물	7,576	톤/일
총 발생 폐기물	16,328	톤/일

경상북도		
생활폐기물	2,804	톤/일
사업장배출시설계폐기물	23,658	톤/일
건설폐기물	14,832	톤/일
총 발생 폐기물	41,295	톤/일

충청남도		
생활폐기물	2,583	톤/일
사업장배출시설계폐기물	31,491	톤/일
건설폐기물	11,047	톤/일
총 발생 폐기물	45,121	톤/일

대구광역시		
생활폐기물	2,790	톤/일
사업장배출시설계폐기물	2,521	톤/일
건설폐기물	5,908	톤/일
총 발생 폐기물	11,219	톤/일

세종특별자치시		
생활폐기물	724	톤/일
사업장배출시설계폐기물	787	톤/일
건설폐기물	2,398	톤/일
총 발생 폐기물	3,908	톤/일

울산광역시		
생활폐기물	1,234	톤/일
사업장배출시설계폐기물	5,482	톤/일
건설폐기물	5,002	톤/일
총 발생 폐기물	11,719	톤/일

대전광역시		
생활폐기물	1,473	톤/일
사업장배출시설계폐기물	1,753	톤/일
건설폐기물	3,424	톤/일
총 발생 폐기물	6,651	톤/일

부산광역시		
생활폐기물	3,174	톤/일
사업장배출시설계폐기물	3,272	톤/일
건설폐기물	9,556	톤/일
총 발생 폐기물	16,001	톤/일

전라북도		
생활폐기물	1,656	톤/일
사업장배출시설계폐기물	6,008	톤/일
건설폐기물	9,256	톤/일
총 발생 폐기물	16,920	톤/일

전라남도		
생활폐기물	2,047	톤/일
사업장배출시설계폐기물	21,851	톤/일
건설폐기물	10,022	톤/일
총 발생 폐기물	33,919	톤/일

제주도		
생활폐기물	984	톤/일
사업장배출시설계폐기물	206	톤/일
건설폐기물	2,604	톤/일
총 발생 폐기물	3,794	톤/일

광주광역시		
생활폐기물	1,327	톤/일
사업장배출시설계폐기물	756	톤/일
건설폐기물	3,531	톤/일
총 발생 폐기물	5,614	톤/일

경상남도		
생활폐기물	3,176	톤/일
사업장배출시설계폐기물	13,640	톤/일
건설폐기물	14,199	톤/일
총 발생 폐기물	31,016	톤/일

그림 5. 지역별 폐기물 발생량

다. 폐기물 종류별 발생 현황 분석

(1) 생활폐기물

○ ‘13년도 생활폐기물 발생량은 1일 48,728톤으로 전년(48,990톤/일) 대비 0.5% 감소함

- ‘08년도 이후 생활폐기물의 발생량은 조금씩 감소추세를 보임

○ 총 폐기물 중 생활폐기물의 점유율은 12.8% 로 전년과 동일함

- ‘08년도 이후 생활폐기물의 점유율은 조금씩 감소추세를 보임

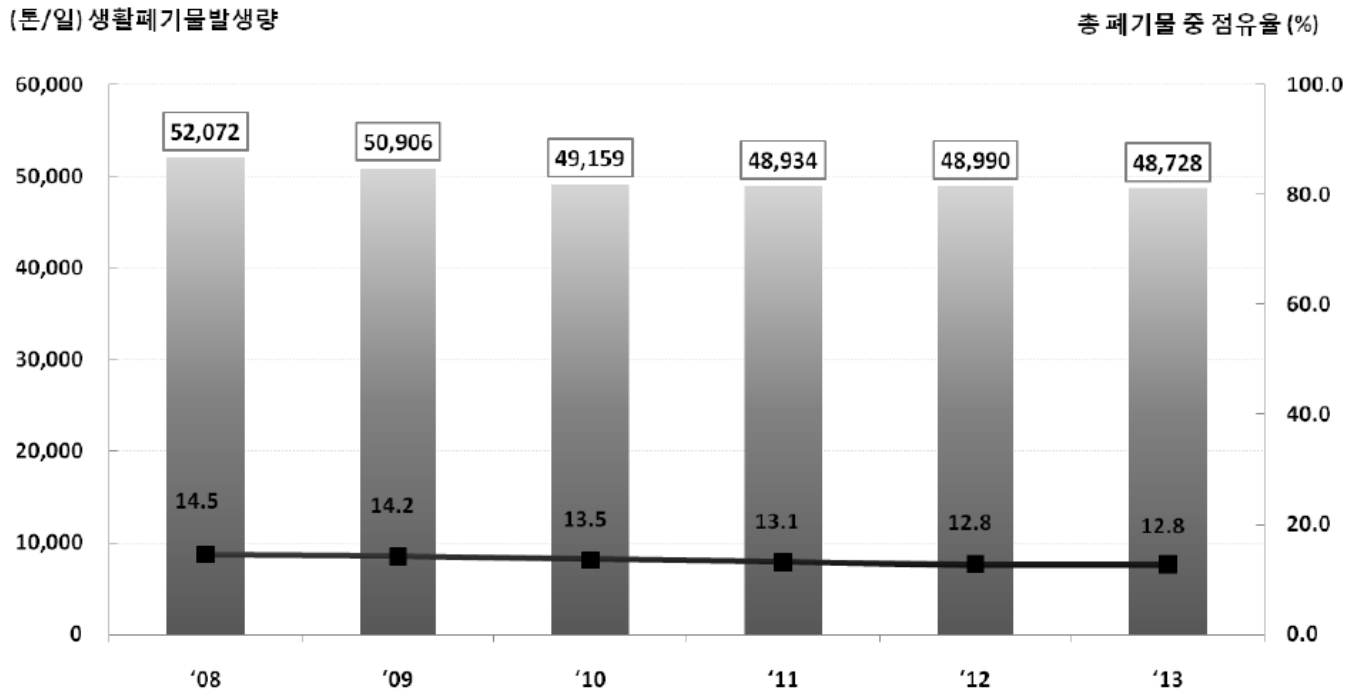

그림 6. 생활폐기물 발생량 및 점유율

○ ‘13년도 1인당 1일 생활폐기물 발생량은 0.94kg으로 ‘12년도 대비 0.01kg 감소

- 경기도가 0.79kg/인/일로 1인당 1일 생활폐기물 발생량이 가장 낮은 반면, 세종시가 5.81kg/인/일로서 가장 높은 발생량을 보임

- 세종시의 2012.7.1.일자 세종특별자치시 출범 이후 유입된 인구증가로 생활폐기물의 증가, 행정중심복합도시 건설관련 사업장생활계폐기물(임목폐기물 등) 증가, 충청남도 일부지역 편입으로 사업장배출시설계 폐기물 발생업체 증가 및 이전 등 복합적인 사유로 전년대비 큰 증감폭을 보였으며 전국 평균(0.94kg/인/일) 대비 폐기물발생량이 6배가량 높음

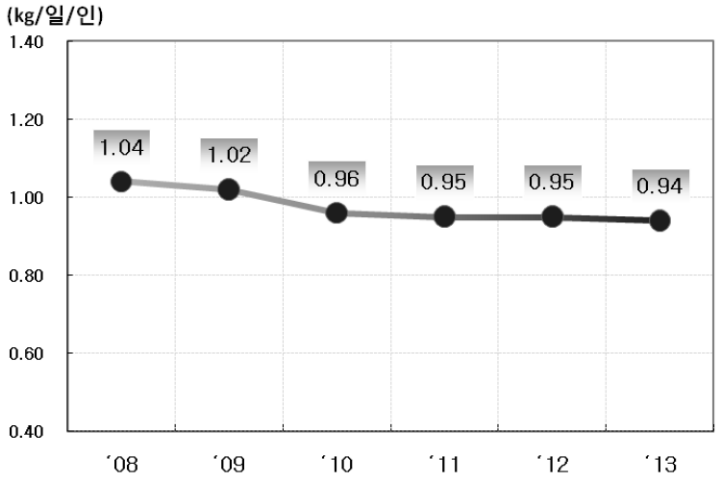

그림 7. 1인당 1일 생활폐기물 발생량 변화

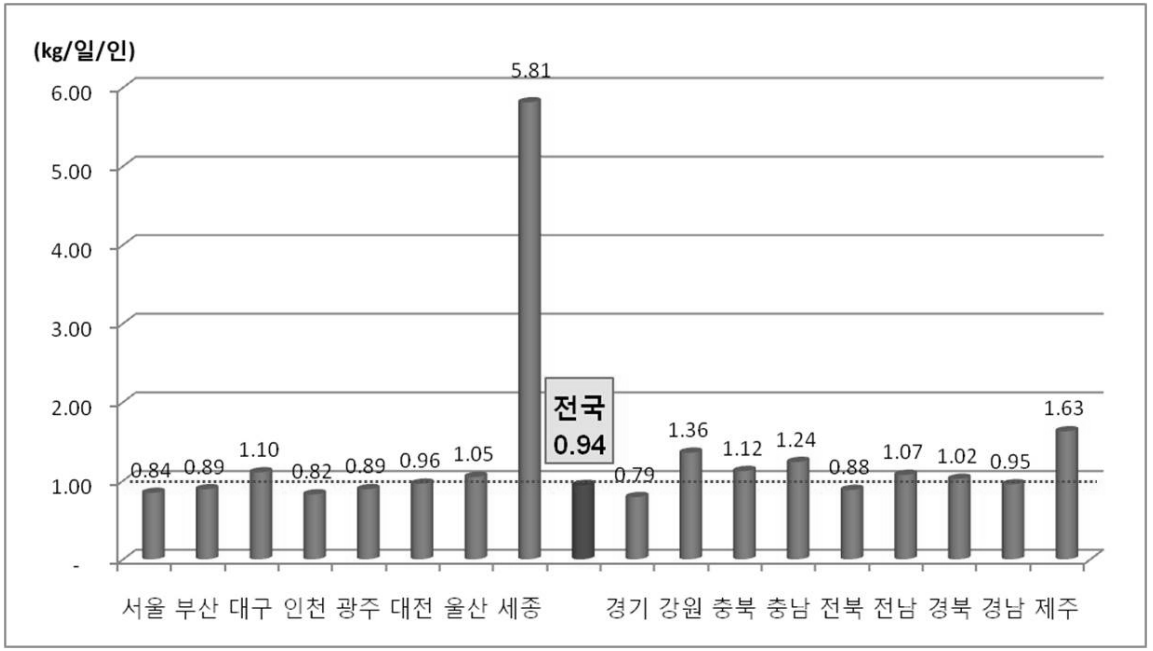

그림 8. 지역별 1인당 1일 생활폐기물 발생량

(2) 사업장배출시설계폐기물

○ ‘13년도 사업장배출시설계폐기물 발생량은 1일 149,815톤으로 전년(146,390톤/일) 대비 2.3% 증가함

○ 총 폐기물 중 사업장배출시설계폐기물의 점유율은 39.2%로 전년(38.3%) 대비 0.9%P 증가함

- 사업장배출시설계폐기물의 점유율은 ‘08년도 이후 등락을 거듭하면서 꾸준한 소폭의 증가세를 보임

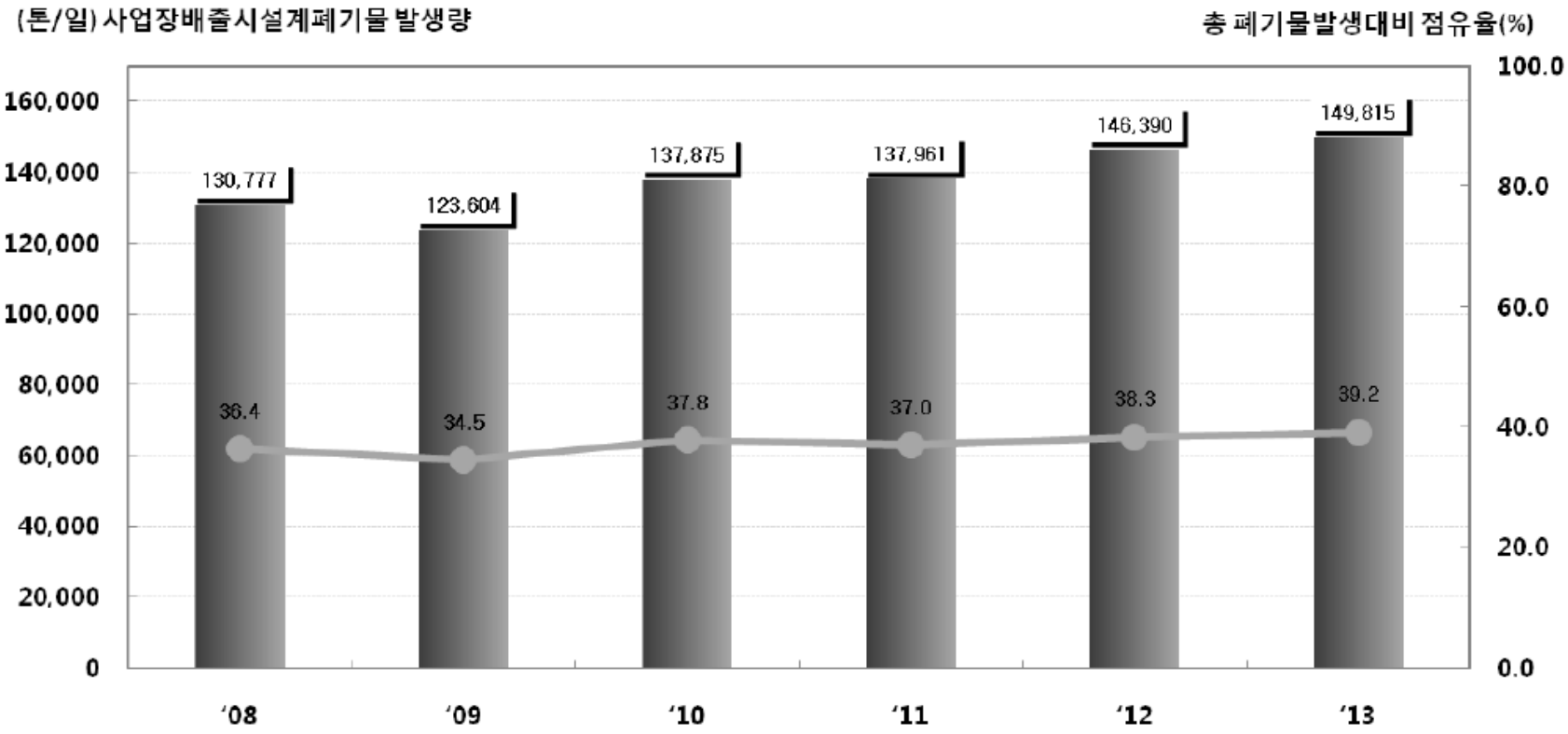

그림 9. 사업장배출시설계폐기물 발생량 및 점유율

○ 한국표준산업분류(9차)에 따른 업종별 사업장배출시설계폐기물 발생량은 제조업(C) 업종이 65.9%, 전기, 가스, 증기 및 수도사업(D) 업종이 18%, 하수, 폐기물처리, 원료재생 및 환경복원업(E) 업종이 11.4%를 차지함

- 1차 금속 제조업(C24)이 38.3%, 펄프, 비금속 광물제품 제조업(C23)이 5.2%를 차지함

표 3. 한국표준산업분류(9차)에 따른 업종별 사업장배출시설계폐기물 발생량

(단위: 톤/일)

구분	분 류	발생량	구성비(%)	구 분	분 류	발생량	구성비(%)
총 합 계		149,815	100	C(29)	기타 기계 및 장비 제조업	561	0.4
A	농업, 임업 및 어업	1,183	0.8	C(30)	자동차 및 트레일러 제조업	1,143	0.8
B	광업	166	0.1	C(31)	기타 운송장비 제조업	1215	0.8
C	제조업 합계	98,690	65.9	C(32)	가구 제조업	185	0.1
C(10)	식료품 제조업	3,936	2.6	C(33)	기타 제품 제조업	4,033	2.7
C(11)	음료 제조업	695	0.5	D	전기, 가스, 증기 및 수도사업	26,924	18.0
C(12)	담배 제조업	67	0.1	E	하수, 폐기물처리, 원료재생 및 환경복원업	17,103	11.4
C(13)	섬유제품 제조업; 의복제외	682	0.5	F	건설업	1,678	1.1
C(14)	의복, 의복액세서리 및 모피제품 제조업	20	0	G	도매 및 소매업	597	0.4
C(15)	가죽, 가방 및 신발 제조업	2,052	1.4	H	운수업	86	0.1
C(16)	목재 및 나무제품 제조업;가구제외	604	0.4	I	숙박 및 음식점업	22	0
C(17)	펄프, 종이 및 종이제품 제조업	7,087	4.7	J	출판, 영상, 방송통신 및 정보서비스업	44	0
C(18)	인쇄 및 기록매체 복제업	137	0.1	K	금융 및 보험업	3	0
C(19)	코크스, 연탄 및 석유정제품 제조업	648	0.4	L	부동산업 및 임대업	24	0
C(20)	화학물질 및 화학제품 제조업;의약품 제외	1,964	1.3	M	전문, 과학 및 기술서비스업	322	0.2
C(21)	의료용 물질 및 의약품 제조업	310	0.2	N	사업시설관리 및 사업지원서비스업	350	0.2
C(22)	고무제품 및 플라스틱제품 제조업	3,533	2.4	O	공공행정, 국방 및 사회보장행정	1,887	1.3
C(23)	비금속 광물제품 제조업	7,741	5.2	P	교육서비스업	27	0
C(24)	1차 금속 제조업	57,372	38.3	Q	보건업 및 사회복지서비스업	166	0.1
C(25)	금속가공제품 제조업;기계 및 가구 제외	2,600	1.7	R	예술, 스포츠 및 여가관련 서비스업	191	0.1
C(26)	전자부품, 컴퓨터, 영상, 음향 및 통신장비 제조업	1,893	1.3	S	협회 및 단체, 수리 및 기타 개인서비스업	345	0.2
C(27)	의료, 정밀, 광학기기 및 시계 제조업	51	0	T	가구내 고용활동 및 달리 분류되지 않은 자가생산활동	7	0
C(28)	전기장비 제조업	149	0.1	U	국제 및 외국기관	0	0

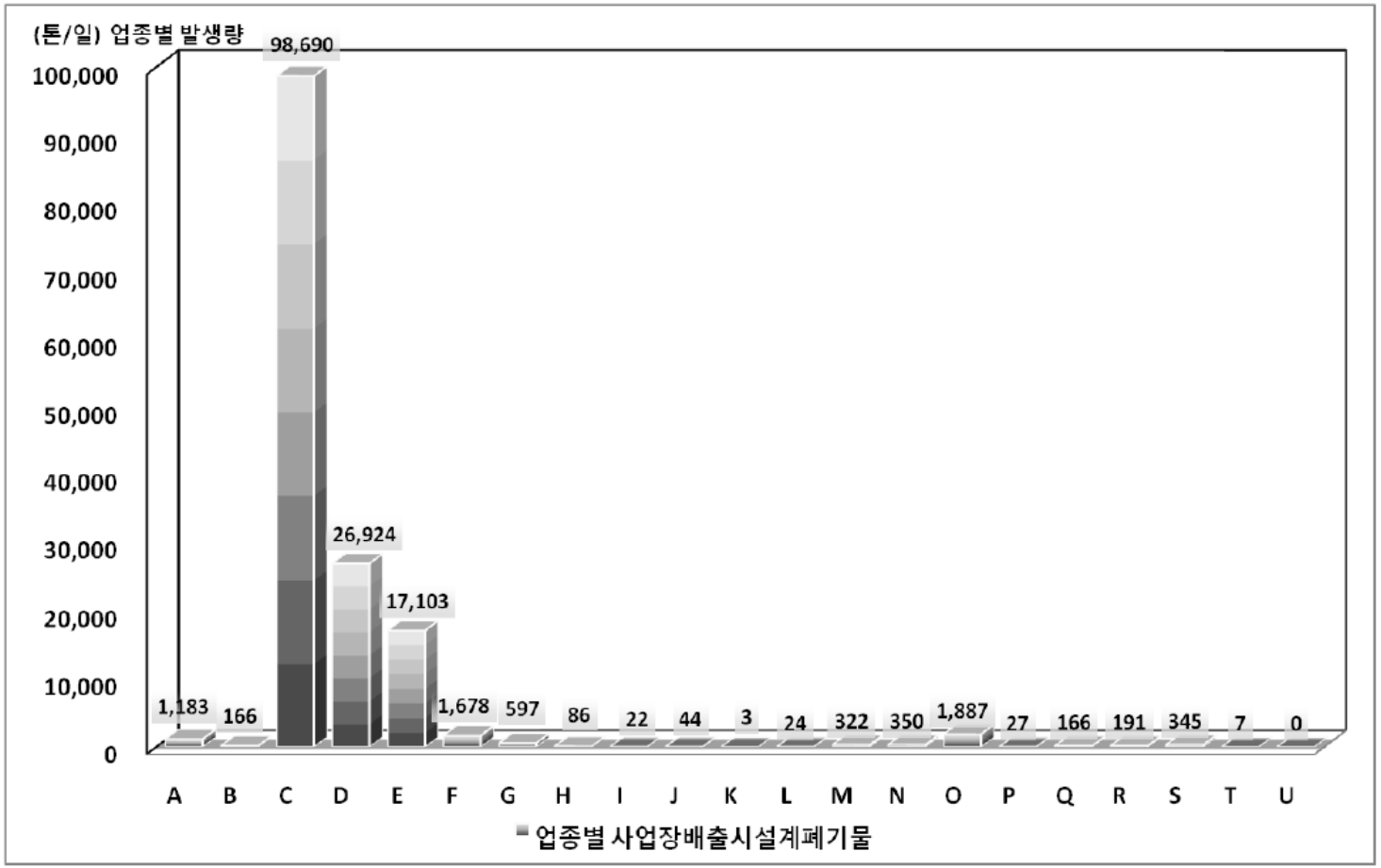

그림 10. 한국표준산업분류(9차)에 따른 업종별 사업장배출시설계폐기물 발생량

(3) 건설폐기물

○ ‘13년도 건설폐기물 발생량은 1일 183,538톤으로 전년(186,629톤/일) 대비 1.7% 감소함

○ 총 폐기물 중 건설폐기물의 점유율은 48.0%로 전년도 48.9%에 비해 0.9%P 감소함

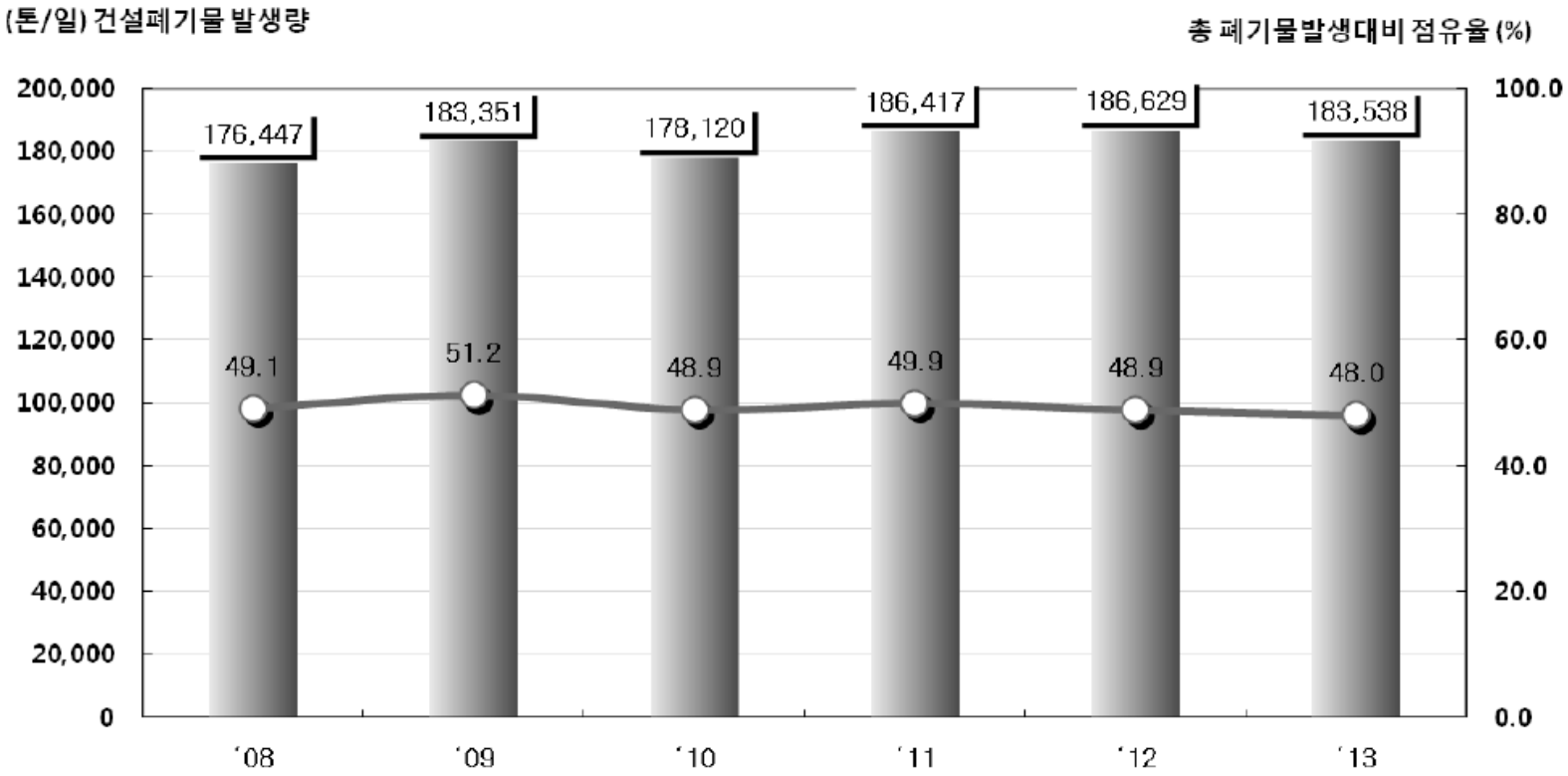

그림 11. 건설폐기물 발생량 및 점유율

라. 폐기물 성상 변화추이 분석

(1) 생활폐기물[3)]

○ 종량제에 의한 폐기물 배출·수거량은 1일 22,292톤으로 전체 생활폐기물 발생량(48,728톤/일) 대비 45.7%를 차지함

○ 재활용을 위해 분리배출 · 수거한 양(13,935톤/일)을 제외한 생활폐기물은 가연성이 82.7%, 불연성이 17.3%임

○ 미분리 혼합배출 · 수거한 음식물·채소류의 양(162톤/일)과 재활용을 위해 분리배출·수거한 남은 음식물의 양(12,501톤/일)을 합한 음식물·채소류는 전체 생활폐기물 중 26.0%임

- '13년도 음식물 · 채소류의 1인당 발생량은 0.24㎏/일이며, 전년도 발생량(0.26㎏/일) 대비 8% 감소

표 4. 생활폐기물의 연도별 성상변화 (단위: 톤/일)

구 분		'08	'09	'10	'11	'12	'13
총 계		23,398	21,690	20,940	21,414	21,272	22,292
가연성	소 계	18,493	17,977	17,266	17,548	17,595	18,420
	음식물 · 채소류[4)]	1,116	417	243	273	172	162
	종 이 류	5,136	4,915	4,783	4,940	5,247	5,383
	나 무 류	2,430	2,341	2,205	2,314	1,982	2,776
	기 타	9,811	10,304	10,035	10,021	10,194	10,099
불연성	소 계	4,905	3,713	3,674	3,866	3,677	3,872
	연 탄 재[5)]	-	-	-	-	0	0
	유 리 류	390	425	411	430	444	499
	금 속 류	439	376	337	330	335	347
	기 타	4,076	2,912	2,926	3,106	2,899	3,026

3) 생활폐기물 중 종량제에 의해 배출된 양이며, 재활용을 목적으로 별도 분리배출·수거한 재활용품과 남은 음식물의 양을 제외한 수치임

4) '06년 부터 남은 음식물류 배출량 별도 조사(엑셀자료 참조)하여 분리 집계: '09년 13,701톤/일, '10년 13,429톤/일, '11년 13,264톤/일, '12년 13,037톤/일, '13년 12,501톤/일

5) 종전 '연탄재'항목이 '07년부터 유리류로 바뀜

(2) 사업장배출시설계폐기물

○ 사업장배출시설계폐기물의 성상은 가연성이 24%, 불연성이 76%임

- 연소재류와 폐금속류의 구성비가 각각 15%와 18.5%로서, 이들 2종류가 33.5%를 차지함

표 5. 사업장배출시설계 폐기물의 성상변화 (단위: 톤/일)

구 분		'08	'09	'10	'11	'12	'13
총 계		130,777	123,604	137,875	137,961	146,390	149,815
가연성	소 계	29,798	29,257	31,364	31,463	32,745	35,911
	폐지, 폐목재	1,901	2,387	2,228	2,117	1,959	3,118
	고분자화합물	6,766	7,109	7,897	8,384	10,083	9,803
	유기성오니류	17,044	15,245	16,613	15,858	15,774	16,838
	기 타[6]	4,087	4,516	4,626	5,104	4,930	6,152
불연성	소 계	100,979	94,347	106,511	106,498	113,645	113,904
	광 재 류	32,108	17,772	39,969	41,430	34,615	7,478
	연 소 재 류	17,679	21,842	24,184	21,681	18,184	22,397
	폐 금 속 류	1,691	2,672	3,017	3,214	17,341	27,680
	무기성오니류	19,059	24,442	13,603	14,348	15,605	14,483
	기 타[7]	30,442	27,619	25,738	25,825	27,900	41,866

6) 가연성 기타- 동식물성 폐잔재물, 폐식용유, 그 외 가연성 기타류

7) 불연성 기타- 폐주물사 모래류, 폐석회 석고류, 폐촉매, 폐흡착재·흡수재, 유리·도자기편류, 그 외 불연성 기타류

(3) 건설폐기물

○ ‘13년도 건설폐기물의 성상은 건설폐재류 81.9%, 혼합건설폐기물 13.4%, 건설폐토석 2.8%로 대부분을 차지함

- 건설폐재류 중 폐콘크리트가 전체 건설폐기물 중에서 60.8%로서 가장 큰 비중을 차지하고 있으며, 다음으로 폐아스팔트가 19.3%를 차지함

표 6. 건설폐기물 성상 현황 (단위: 톤/일)

구 분		‘08	‘09	‘10	‘11	‘12	‘13
총 계[8]		176,447	183,351	178,120	186,417	186,629	183,538
건설 폐재류	소 계	143,053	149,715	148,969	158,765	156,448	150,331
	폐콘크리트	115,842	115,424	114,302	121,181	117,754	111,653
	폐아스팔트 콘크리트	25,291	32,612	32,535	35,245	35,738	35,398
	기 타	1,920	1,679	2,132	2,339	2,957	3,280
가연성 건설폐기물	소 계	2,203	2,093	1,573	1,708	1,964	2,418
	폐 목 재	923	1,125	636	592	683	704
	폐합성수지	1,266	901	839	1,096	1,261	1,695
	기 타	14	67	98	20	21	19
비가연성 건설폐기물	소 계	1,156	803	654	1,407	651	1,058
	건설오니	1,145	795	645	1,403	644	1,052
	기 타	11	8	9	4	7	6
건설폐토석		7,632	6,779	5,347	4,838	5,094	5,067
혼합건설폐기물		22,403	23,961	21,577	19,699	22,471	24,664

8) 건설폐재류 기타: 폐벽돌, 폐블럭, 폐기와 - 가연성건설폐기물 기타: 폐섬유, 폐벽지 - 비가연성건설폐기물 기타: 폐금속류, 폐유리

3. 2013년도 폐기물 처리 현황

가. 폐기물 처리 현황 추이

○ 폐기물의 처리에 있어 주요 방법은 재활용이며, '13년도 재활용율은 84%로 전년대비 0.4%P 감소함

○ '13년도 매립율은 9.3%로 전년대비 0.5%P 증가하였으며, 소각율은 6.0%로 전년과 동일함

표 7. 폐기물의 연도별 처리방법의 변화 (단위: 톤/일)

구 분	'08		'09		'10		'11		'12		'13	
		%		%		%		%		%		%
계[9]	359,296	100	357,861	100	365,154	100	373,312	100	382,009	100	382,081	100.0
매 립	37,784	10.5	39,794	11.1	34,306	9.4	34,026	9.1	33,698	8.8	35,604	9.3
소 각	18,709	5.2	18,518	5.2	19,511	5.3	20,898	5.6	22,848	6.0	22,918	6.0
재활용	295,863	82.3	292,557	81.7	304,381	83.4	312,521	83.7	322,419	84.4	320,951	84.0
해역 배출	6,940	2.0	6,992	2.0	6,956	1.9	5,867	1.6	3,044	0.8	2,608	0.7

9) 사업장폐기물 중 지정폐기물은 제외함

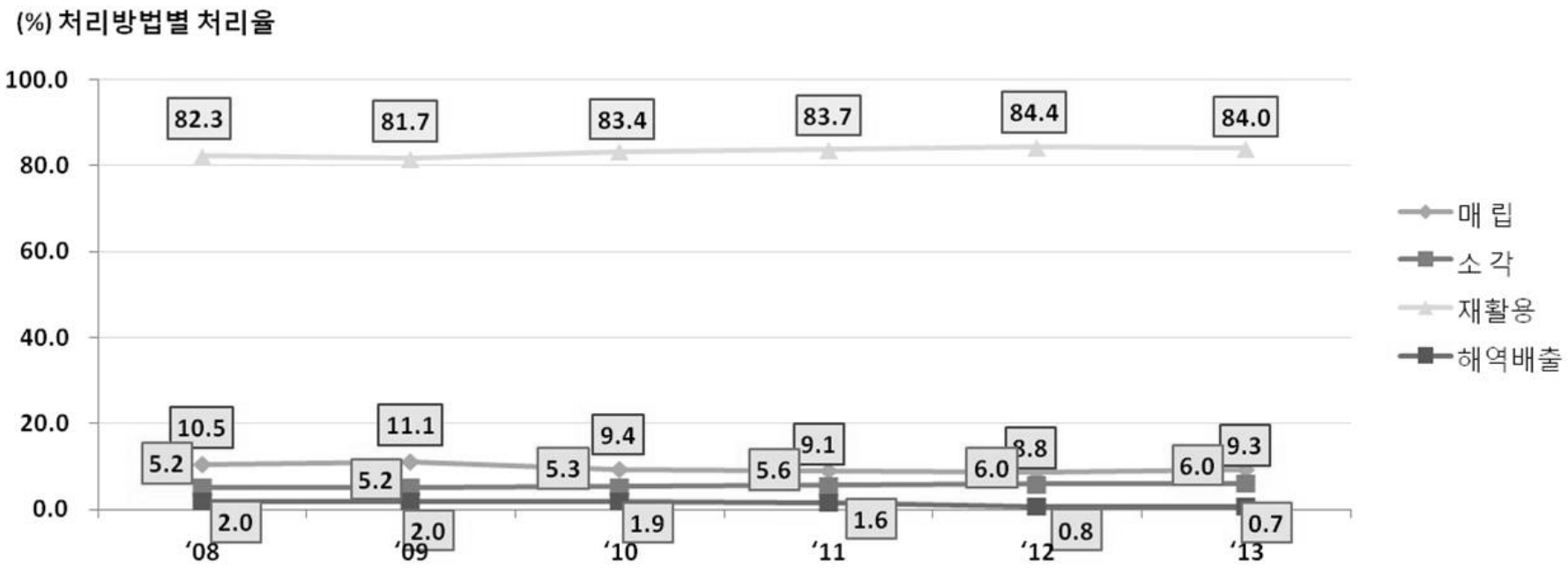

그림 12. 폐기물 처리방법의 연도별 변화추이

나. 폐기물 종류별 처리 방법 변화 추이

(1) 생활폐기물

○ 생활폐기물의 재활용율은 59.1%로 전년도와 동일, 소각율은 25.3%로 전년(25.0%) 대비 0.3%P 증가, 매립율은 15.6%로 전년(15.9%) 대비 0.3%P 감소한 것으로 나타남

표 8. 생활폐기물의 처리방법 변화 추이 (단위: 톤/일)

구 분	'08		'09		'10		'11		'12		'13	
		%		%		%		%		%		%
계	52,072	100	50,906	100	49,159	100	48,934	100	48,990	100	48,728	100
매 립	10,585	20.3	9,471	18.6	8,797	17.9	8,391	17.2	7,778	15.9	7,613	15.6
소 각	10,349	19.9	10,309	20.3	10,609	21.6	11,604	23.7	12,261	25.0	12,331	25.3
재활용	31,138	59.8	31,126	61.1	29,753	60.5	28,939	59.1	28,951	59.1	28,784	59.1

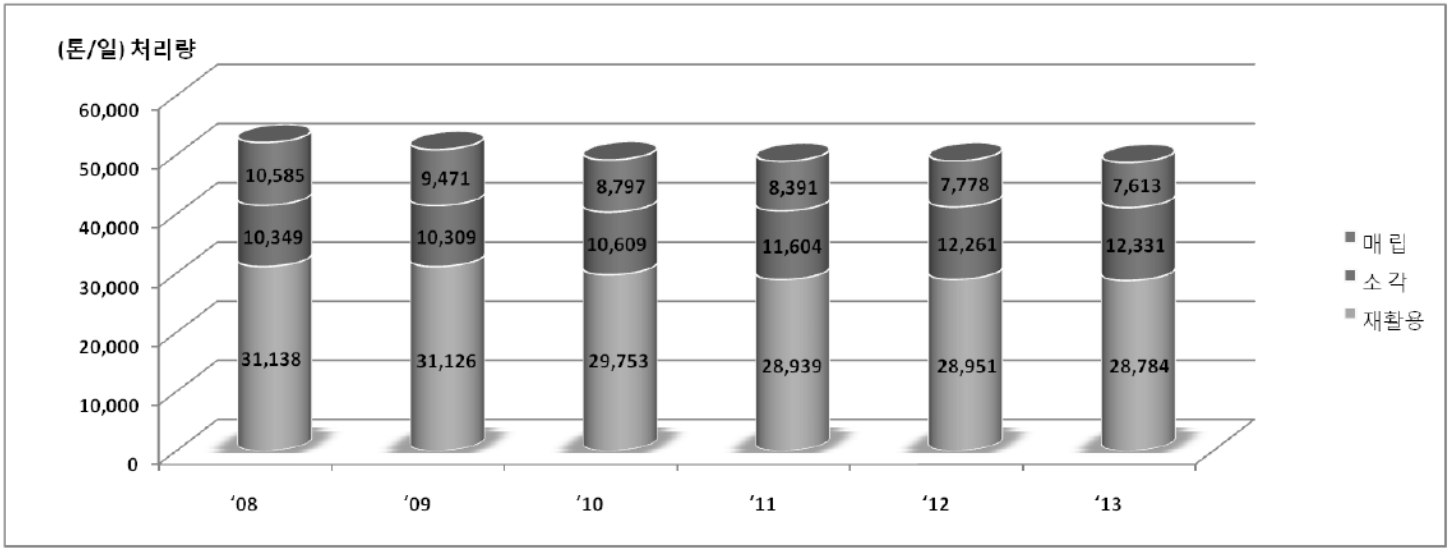

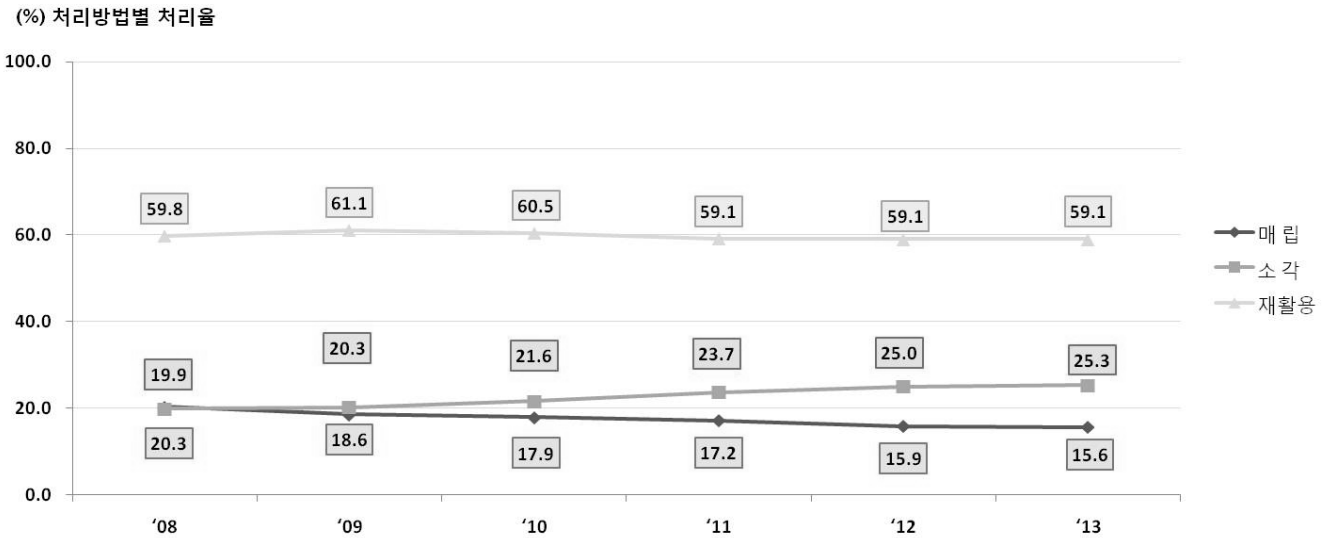

그림 13. 연도별 생활폐기물 처리방법별 처리량 및 처리율 변화추이

(2) 사업장배출시설계폐기물

○ 사업장배출시설계폐기물의 재활용율은 75.6%로 전년(76.5%) 대비 0.9%P 감소, 소각율은 6.2%로 전년(6.5%) 대비 0.3%P 감소, 매립율은 16.4%로 전년(14.9%) 대비 1.5%P 증가한 것으로 나타남

표 9. 사업장배출시설계폐기물의 처리방법 변화 추이 (단위: 톤/일)

구 분	'08		'09		'10		'11		'12		'13	
		%		%		%		%		%		%
계	130,777	100	123,604	100	137,875	100	137,961	100	146,390	100	149,815	100.0
매 립	24,285	18.6	27,531	22.3	23,309	16.9	23,037	16.7	21,802	14.9	24,629	16.4
소 각	6,937	5.3	6,926	5.6	7,983	5.8	8,307	6.0	9,570	6.5	9,339	6.2
재활용	92,615	70.8	82,155	66.5	99,627	72.3	100,750	73.0	111,974	76.5	113,238	75.6
해역배출	6,940	5.3	6,992	5.6	6,956	5.0	5,867	4.3	3,044	2.1	2,609	1.8

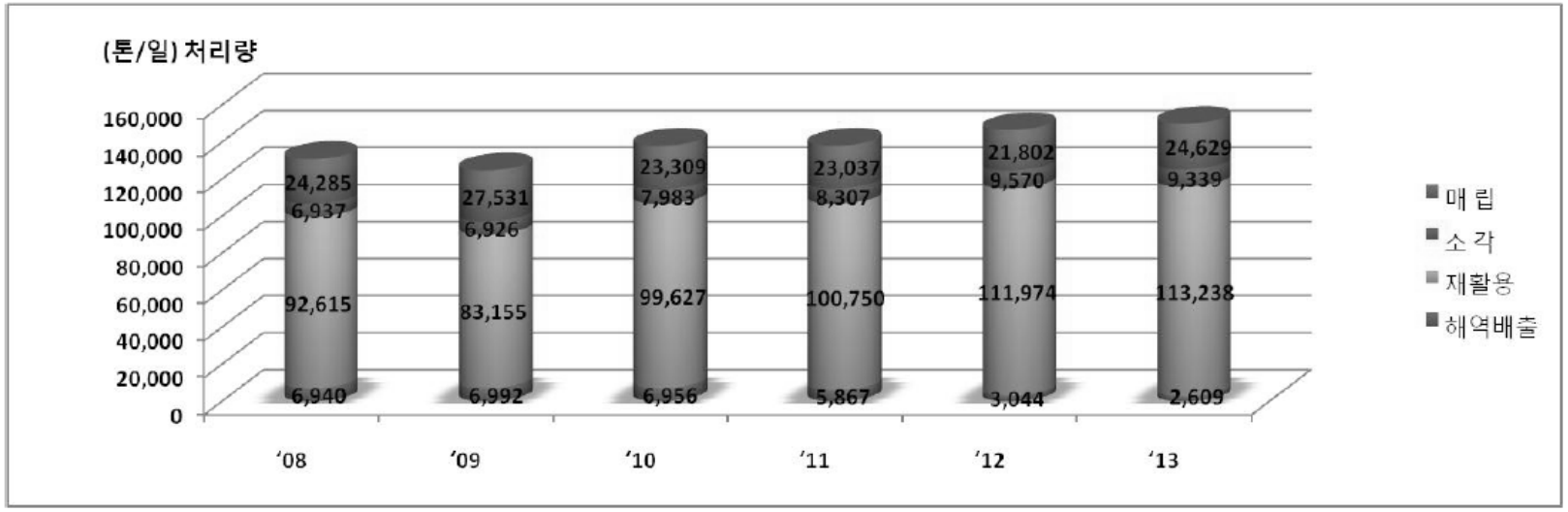

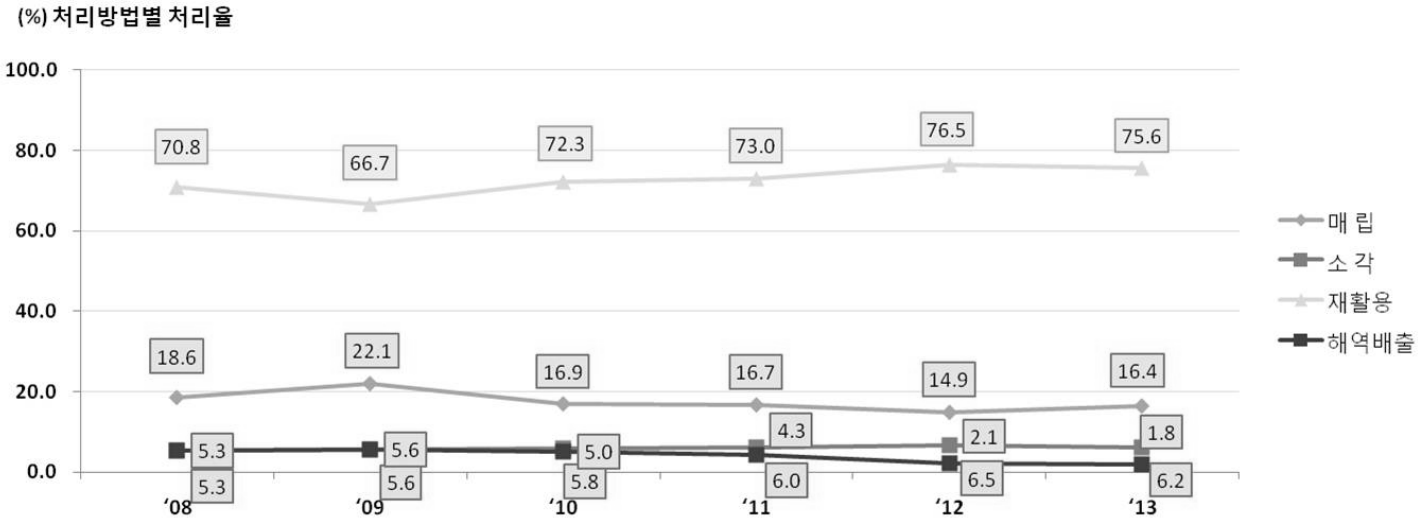

그림 14. 연도별 사업장배출시설계폐기물 처리방법별 처리량 및 처리율 변화추이

(3) 건설폐기물

○ 건설폐기물의 재활용율은 97.5%로 전년(97.3%) 대비 0.2%P 증가, 소각율은 0.7%로 전년(0.5%) 대비 0.2%P 증가, 매립율은 1.8%로 전년(2.2%) 대비 0.4%P 감소한 것으로 나타남

표 10. 건설폐기물의 처리방법 변화 추이 (단위: 톤/일)

구 분	'08		'09		'10		'11		'12		'13	
		%		%		%		%		%		%
계	176,447	100	183,351	100	178,120	100	186,417	100	186,629	100	183,538	100
매 립	2,914	1.7	2,792	1.5	2,200	1.2	2,598	1.4	4,118	2.2	3,362	1.8
소 각	1,423	0.8	1,283	0.7	919	0.5	987	0.5	1,017	0.5	1,247	0.7
재활용	172,110	97.5	179,276	97.8	175,001	98.3	182,832	98.1	181,494	97.3	178,929	97.5
해역배출[10]												

10) 해역배출율(%)은 수치가 낮은 관계로 기재 안함

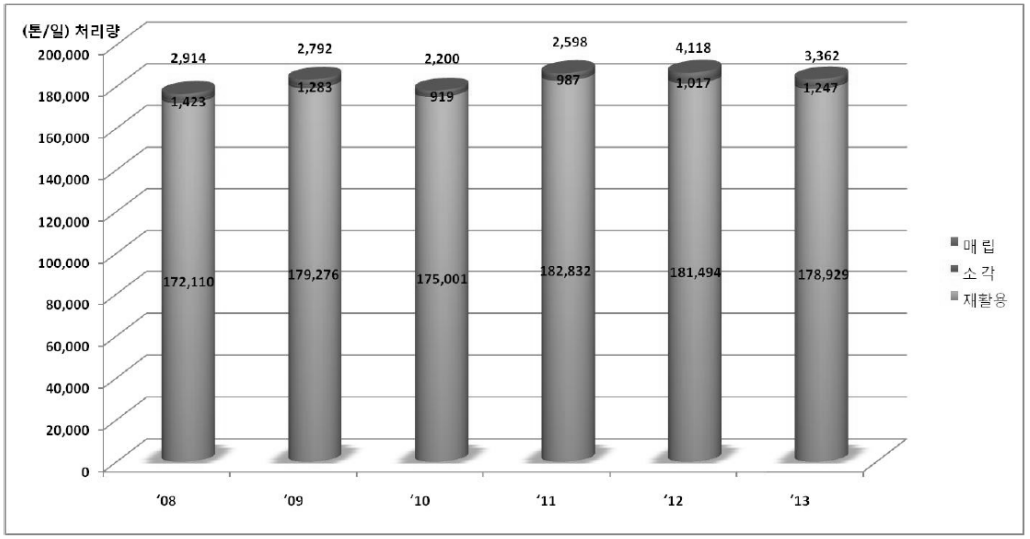

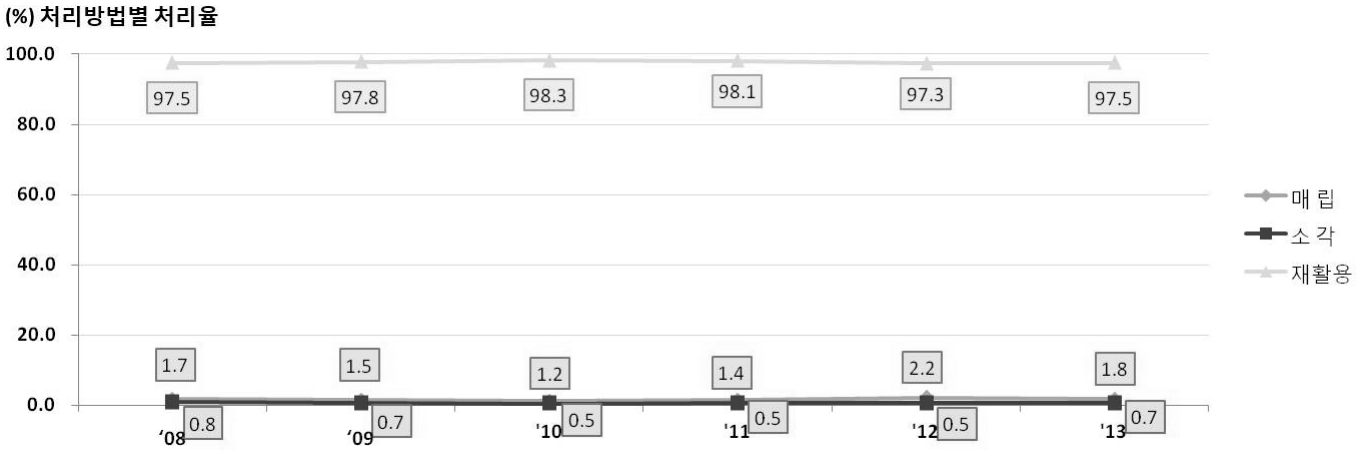

그림 15. 연도별 건설폐기물 처리방법별 처리량 및 처리율 변화추이[11)]

11) 해역배출 처리율은 수치가 낮은 관계로 그래프에서 제외함.

다. 폐기물 처리주체별 처리 현황

○ ‘13년도 폐기물 처리주체별 처리 현황은 지방자치단체 9.7%, 처리업체 82.2%, 자가처리 8.1%로 나타남

- 생활폐기물의 처리주체별 처리 현황은 자치단체 66.1%, 처리업체 32.3%, 자가처리는 1.6%임
- 사업장배출시설계폐기물은 처리업체 80%, 자가처리 18.5%, 자치단체 1.5%임
- 건설폐기물은 처리업체 97.3%, 자가처리 1.4%, 자치단체 1.3%임

표 11. 폐기물처리주체별 처리 현황 (단위: 톤/일)

구 분		계	%	매 립	소 각	재활용	해역배출
총 폐기물	계	382,081	100.0	35,604	22,918	320,951	2,608
	자치단체	36,844	9.7	11,124	11,854	13,863	3
	처리업체	314,159	82.2	18,432	6,337	286,784	2,605
	자가처리	31,078	8.1	6,048	4,727	20,304	0
생활 폐기물	계	48,728	100.0	7,613	12,331	28,784	0
	자치단체	32,220	66.1	7,185	11,323	13,712	
	처리업체	15,740	32.3	427	1,008	14,305	
	자가처리	768	1.6	1	1	767	
사업장배출 시설계폐기물	계	149,815	100.0	24,629	9,340	113,238	2,608
	자치단체	2,276	1.5	1,592	530	151	3
	처리업체	119,891	80.0	16,990	4,084	96,212	2,605
	자가처리	27,648	18.5	6,047	4,726	16,875	0
건설 폐기물	계	183,538	100.0	3,362	1,247	178,929	0
	자치단체	2,348	1.3	2,347	1	0	
	처리업체	178,528	97.3	1,015	1,246	176,268	
	자가처리	2,662	1.4	0	0	2,661	

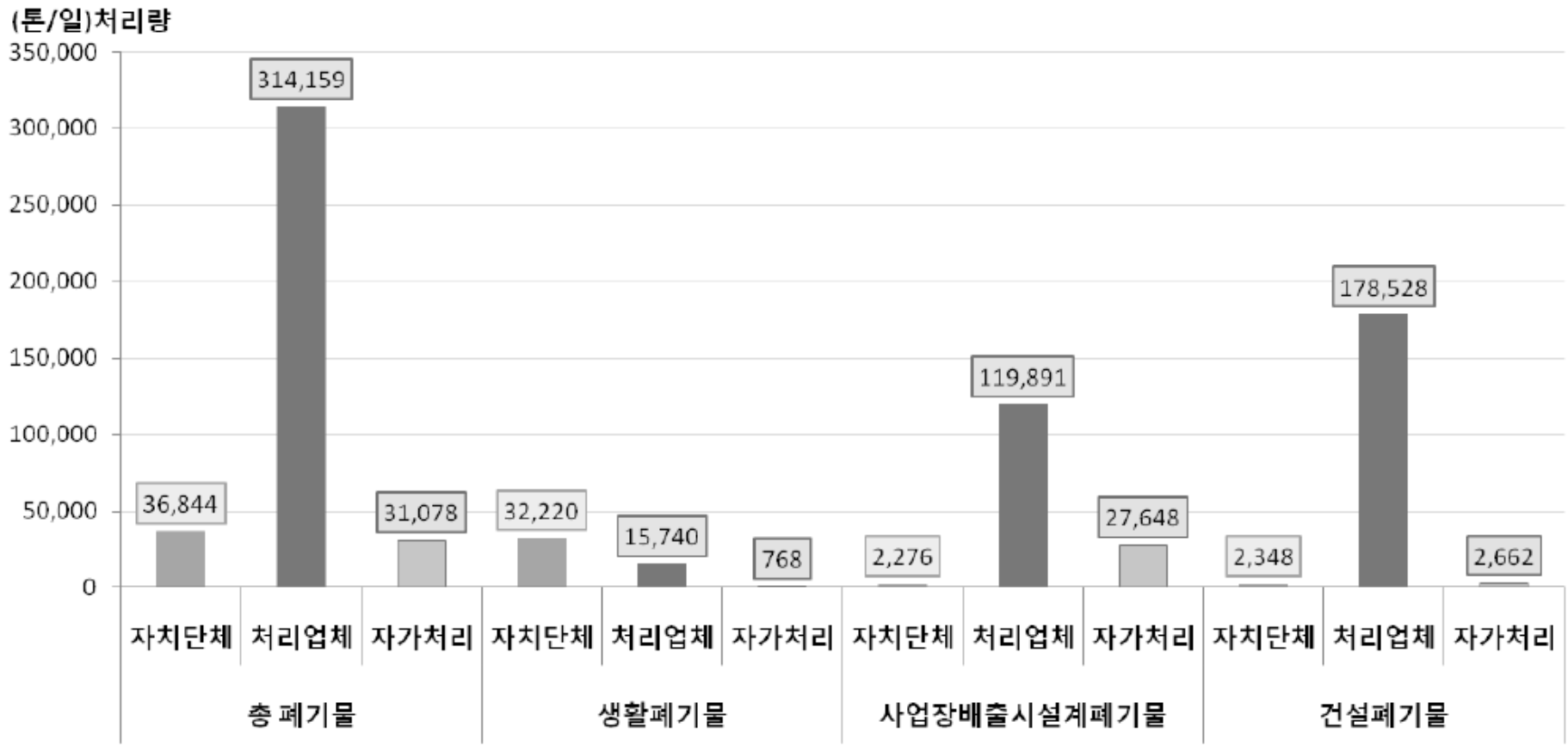

그림 16. 폐기물 종류별 처리주체별 처리량

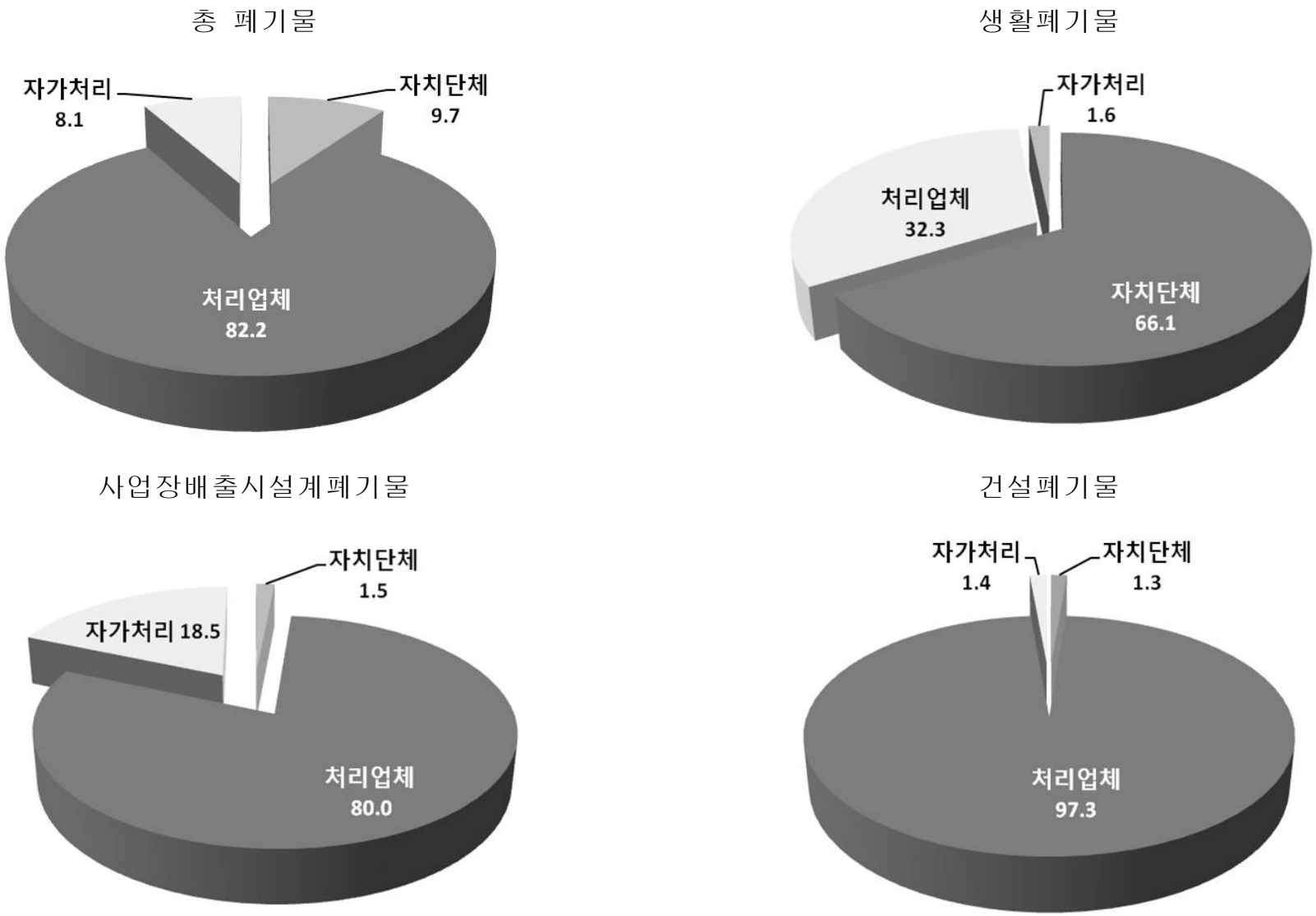

그림 17. 폐기물 종류별 처리주체에 따른 처리비율

4. 폐기물처리관련 시설·장비 현황

가. 처리시설 현황

(1) 매립시설 현황

○ 매립시설은 총 292개이며 '13년도 매립량은 1,744만 톤임

○ 2013년도 총매립용량은 59,650만 m^3이고, 잔여매립용량은 28,311만 m^3임

○ 매립시설 수를 운영주체별로 살펴보면 지방자치단체 221개(잔여용량의 76.4%), 자가처리업체 33개(잔여용량의 17.3%), 최종처분업체 38개(잔여용량의 6.3%)임

표 12. 매립시설 현황

구 분	시설수 (개소)	총매립용량 (만 m^3)	잔여매립		'13 매립량 (만 톤)
			용량(만 m^3)	비율(%)	
계	292	59,651	28,311	100	1,744
지방자치단체	221	43,126	21,623	76.4	625
자가처리업체	33	12,937	4,899	17.3	669
최종처분업체	38	3,588	1,789	6.3	450

(2) 소각시설 현황

○ 생활 및 사업장폐기물 소각시설은 총 502개소이며 시설용량은 30,690(톤/일)임

- 2006년 1월 1일부터 시간당 소각능력 25kg 이상 200kg 미만의 소각시설도 다이옥신 배출기준 적용을 받게 됨에 따라 해당 소각시설의 폐쇄가 이루어져 소각시설은 '10년도 672개소, '11년도 611개소, '12년도 552개소, '13년도 502개소로 지속적으로 감소함

표 13. 소각시설 현황

구 분	시설수(개소)	시설용량(톤/일)
계	502	30,690
자치단체	182	16,739
자가처리	251	7,263
처분업체	69	6,688

나. 폐기물처리업체 현황[12)]

○ 처리업체는 총 11,248개소이며 사업장폐기물 처리업체의 수가 7,782개소로 가장 많음

- 생활폐기물 수집·운반업소는 총 1,473개소임
- 사업장폐기물 수집·운반업소는 2,983개소, 중간처분업소는 184개소, 최종처분업소는 38개소, 중간재활용업소는 1,111개소, 최종재활용업소는 320개소, 종합재활용업소는 3,146개소임
- 건설폐기물 중간처리업소는 498개로서, 주된 처리방법은 파쇄·분쇄임

표 14. 폐기물처리업체 현황 (단위: 개소)

구 분	총 계[13)]	수집·운반업	중간처분업	최종처분업[14)]	중간재활용업	최종재활용업	종합재활용업	건설폐기물 중간처리업
총 계	11,248	5,951	184	38	1,111	320	3,146	498
생활폐기물	1,473	1,473						
사업장폐기물	7,782	2,983	184	38	1111	320	3,146	
건설폐기물	1,993	1,495						498

12) 2010년 7월 폐기물관리법의 개정으로 폐기물처리업 분류기준 변경 (기존: 중간처리업/최종처리업/종합처리업 → 변경: 중간처분업/최종처분업/종합처분업/중간재활용업/최종재활용업/종합재활용업)

13) 폐기물처리업체 총계는 대상폐기물별 중복을 허용한 수치임

14) 건설폐기물 재활용촉진에 관한 법률에 따르면 건설폐기물 최종처분업소는 별도 규정되어 있지 않고, 건설폐기물을 사업장폐기물의 범주로 포함하고 있음

5. 생활폐기물 관리인원·장비 및 예산 현황

가. 지방자치단체의 생활폐기물 관리인원 및 장비

○ 생활폐기물 처리에 종사하는 인력은 34,014명이며, 수집운반차량은 11,445대, 중장비는 545대임

○ 수집운반차량의 차종은 압축·압착차량 29.9%(3,423대), 암롤차량 10.5%(1,202대), 덤프트럭 8.4%(959대), 카고 12.4%(1,422대), 기타 38.8%(4,439대)로 나타남

표 15. 생활폐기물 관련 인력 및 장비 현황

인 력(명)	차 량(대)	손 수 레(대)	중 장 비(대)
34,014	11,445	7,321	545

표 16. 생활폐기물 수집·운반차량 현황

합 계	압축·압착(대)	암 롤(대)	덤 프(대)	카 고(대)	기 타
11,445	3,423	1,202	959	1,422	4,439

나. 자치단체 생활폐기물 관리예산

○ ‘13년도 자치단체의 생활폐기물 관리예산 집행은 총 31,172억 원이며, 수집·운반 등 처리비가 90.5%(28,198억 원), 시설설치비가 9.5%(2,974억 원)임

- 수집·운반 등 처리비 중에서 위탁처리비가 45.2%, 인건비가 29.8%를 차지함

○ ‘14년도 생활폐기물 관리예산은 41,108억 원으로 ‘13년도 41,088억 원 대비 0.05% 증가로 거의 변동 없음

표 17. ‘13 생활폐기물 관리예산 집행내역 및 ‘14 생활폐기물 관리예산 현황 (단위: 억 원, %)

‘13 관리예산 집행내역									‘13 수수료 징수액	‘14 관리예산	
총 계	시 설 설치비	수집·운반 등 처리비								총 계	전년대비 증가율
		소 계	인건비	차 량 운영비	장 비 구입비	위 탁 처리비	시설관리 운 영 비	기 타			
31,172	2,974	28,198	8,400	673	300	12,733	3,492	2,600	6,309	41,108	0.05%

Ⅱ. 전국 총괄 현황

1. 생활폐기물 관리구역 현황 ····· 41

2. 폐기물 발생 현황 ····· 42

3. 폐기물 처리 현황 ····· 45

4. 생활폐기물 관리인원 및 장비 현황 ····· 47

5. 폐기물 처리시설 보유 현황 ····· 47

6. 사업장폐기물 배출업소 현황 ····· 49

7. 폐기물처리업체 현황 ····· 50

8. 2014년도 생활폐기물 관리예산 현황 ····· 51

9. 2013년도 생활폐기물 관리예산 집행내역 ····· 51

1. 생활폐기물 관리구역 현황

구분 / 연도별	전체행정구역			생활폐기물 관리구역			생활폐기물관리 제외지역			생활폐기물 관리 제외지역 지정율(%)		관리구역내 생활폐기물 배출량 (톤/일)	1인당 생활폐기물 배출량 (kg/일)
	면 적 (㎢)	인 구 (천명)	동 (읍·면)수	면 적 (㎢)	인 구 (천명)	동 (읍·면)수	면 적 (㎢)	인 구 (천명)	동 (읍·면)수	면적비	인구비		
2004	99,865	49,014	3,566	86,733	48,730	3,557	13,132	283	9	13.1	0.6	50,007	1.03
2005	99,954	49,189	3,575	86,859	48,927	3,562	13,095	262	13	13.1	0.5	48,398	0.99
2006	99,937	49,424	3,585	90,339	49,218	3,572	9,600	205	34	9.6	0.4	48,843	0.99
2007	100,261	49,766	3,579	90,618	49,538	3,549	9,643	228	30	9.6	0.5	50,346	1.02
2008	100,200	50,288	3,521	90,564	50,106	3,481	9,636	182	40	9.6	0.4	52,072	1.04
2009	100,272	50,119	3,467	90,566	49,952	3,456	9,706	167	11	9.7	0.3	50,906	1.02
2010	100,260	51,003	3,798	96,175	50,903	3,785	4,085	100	13	4.1	0.2	49,159	0.96
2011	100,593	51,521	3,478	97,889	51,432	3,466	2,704	89	12	2.7	0.2	48,934	0.95
2012	100,252	51,726	3,485	97,671	51,643	3,476	2,581	83	9	2.6	0.2	48,990	0.95
2013	100,368	51,710	3,469	98,467	51,678	3,464	1,901	35	5	1.9	0.1	48,728	0.94

2. 폐기물 발생 현황

○ 생활폐기물 (단위: 톤/일)

구분 / 연도별	총 계	전년 대비 (%)	종량제 배출										재활용품	남은 음식물류
			가 연 성					불 연 성						
			소 계	음식물 ·채소류	종 이 류	나 무 류	기 타	소 계	연 탄 재	유 리 류	금속· 초자류	기 타		
2004	50,007	-1.4	29,439	11,464	5,735	2,421	9,819	5,703	574	-	845	4,284	14,865	-
2005	48,398	-3.2	29,213	12,977	5,473	2,262	8,501	4,457	611	-	705	3,141	14,728	-
2006[1]	48,844	0.9	18,520	1,909	5,165	2,308	9,138	4,217	563	-	711	2,943	14,644	11,463
2007[2]	50,346	3.1	18,159	698	5,586	2,425	9,450	3,778	-	405	570	2,803	14,656	13,754
2008	52,072	3.4	18,493	1,116	5,136	2,430	9,811	4,905	-	390	439	4,076	14,648	14,026
2009	50,906	-2.2	17,977	417	4,915	2,341	10,304	3,713	-	425	376	2,912	15,515	13,701
2010	49,159	-3.4	17,266	243	4,783	2,205	10,035	3,674	-	411	337	2,926	14,790	13,429
2011	48,934	-0.5	17,548	273	4,940	2,314	10,021	3,866	-	430	330	3,106	14,257	13,264
2012	48,990	0.1	17,595	172	5,247	1,982	10,194	3,677	0	444	335	2,899	14,681	13,037
2013	48,728	-0.5	18,420	162	5,383	2,776	10,099	3,872	0	499	347	3,026	13,935	12,501

1) '06년 이후 남은 음식물류 배출량 별도 조사로 분리 집계

2) '07년부터 종전 '연탄재' 항목 '유리류'로 변경

○ 사업장배출시설계폐기물 (단위: 톤/일)

구 분 / 연도별	총 계	전년 대비 (%)	가 연 성							불 연 성							
			소 계	종이류	목재류	폐합성 고분자 화합물	동식물성 잔 재 류	오니류	기 타	소 계	광 재	연소재 분진류	금속류	주물사 모래류	폐석회 폐석고	오니류	기타
2004	105,018	6.2	28,082	460	850	5,339	2,206	18,293	934	76,936	27,479	20,784	3,977	3,967	5,037	12,565	3,127
2005	112,419	7.0	30,876	573	1,368	6,451	2,489	19,067	928	81,543	29,970	23,080	3,797	4,088	4,792	12,718	3,098
2006	101,099	-1.1	36,076	483	1,258	7,563	7,892	17,115	1,763	65,023	22,801	12,595	2,164	3,358	2,452	16,454	5,196
2007	114,807	13.5	30,887	403	1,666	6,882	2,315	17,627	1,994	83,920	30,485	19,627	2,949	4,761	3,213	12,882	10,003
2008	130,777	13.9	29,798	252	1,649	6,766	2,388	17,044	1,699	100,979	32,108	28,718	2,693	5,233	5,059	19,059	8,109
2009	123,604	-5.5	29,257	168	2,219	7,109	2,551	15,275	1,935	94,347	17,772	29,044	3,909	3,977	7,900	24,442	7,303
2010	137,875	11.5	31,364	159	2,069	7,897	3,005	16,613	1,621	106,511	39,969	32,280	3,017	4,929	3,443	13,603	9,270
2011	137,961	0.1	31,463	299	1,818	8,384	2,750	15,858	2,354	106,498	41,430	25,681	3,214	4,734	3,369	14,348	13,722
2012	146,390	6.1	32,745	104	1,854	10,083	2,936	15,774	1,994	113,645	34,615	22,799	17,341	4,742	2,222	15,605	16,321
2013	149,815	2.3	35,911	128	2,990	9,803	3,369	16,838	2,783	113,904	7,478	26,892	27,680	5,132	1,820	14,483	30,419

○ 건설폐기물 (단위: 톤/일)

구분 / 연도별	총 계	가 연 성					불 연 성									
		소 계	종이류	나무류	폐합성 수지류	기 타	소 계	건 설 폐 기 물					금속류	유리류	기 타
								계	폐토사	콘크리트	아스팔트	폐벽돌			
2004	148,489	7,021	478	3,248	1,687	1,608	141,468	132,288	9,538	95,806	20,162	6,782	1,025	313	7,842

구분 / 연도별	총 계	건설폐재류					가연성건설폐기물				비가연성폐기물			건설 폐토석	혼합 건설 폐기물
		폐콘크리트	폐아스팔트 콘크리트	폐벽돌	폐블럭	폐기와	폐목재	폐합성수지	폐섬유	폐벽지	건설오니	폐금속류	폐유리		
2005	134,906	78,506	15,384	277	129	7	3,697	1,009	22	1	399	72	26	6,806	28,571
2006	168,985	110,296	21,674	712	69	204	1,773	947	16	2	472	6	7	8,817	23,990
2007	172,005	117,866	22,176	745	15	355	727	948	12	1	300	13	4	7,103	21,740
2008	176,447	115,842	25,291	1,336	559	25	923	1,266	14	1	1,145	1	10	7,632	22,403
2009	183,351	115,424	32,612	950	690	39	1,125	901	40	27	795	2	6	6,779	23,961
2010	178,120	114,302	32,535	1,480	634	18	636	839	98	0	645	1	8	5,347	21,577
2011	186,417	121,181	35,245	1,536	783	20	592	1,096	19	1	1,403	1	3	4,838	19,699
2012	186,629	117,754	35,738	2,016	914	27	683	1,261	20	0	644	2	4	5,094	22,471
2013	183,538	111,653	35,398	2,262	982	36	704	1,695	17	2	1,052	1	5	5,067	24,664

※ ´05년부터 「건설폐기물의 재활용촉진에 관한 법률」에 의거 건설폐기물 종류 기준 변경됨

3. 폐기물 처리 현황

○ 처리방법별 (단위: 톤/일)

구 분	연 도 별	계	매 립	소 각	재 활 용	해역배출
생 활 폐 기 물	2007	50,346	11,882	9,348	29,116	
	2008	52,072	10,585	10,349	31,138	
	2009	50,906	9,471	10,309	31,126	
	2010	49,159	8,797	10,609	29,753	
	2011	48,934	8,391	11,604	28,939	
	2012	48,990	7,778	12,261	28,951	
	2013	48,728	7,613	12,331	28,784	
사업장배출시설계 폐기물	2007	114,807	22,503	7,478	76,740	8,086
	2008	130,777	24,285	6,937	92,615	6,940
	2009	123,604	27,531	6,926	82,155	6,992
	2010	137,875	23,309	7,983	99,627	6,956
	2011	137,961	23,037	8,307	100,750	5,867
	2012	146,390	21,802	9,570	111,974	3,044
	2013	149,815	24,629	9,340	113,238	2,608
건 설 폐 기 물	2007	172,005	3,169	1,131	167,705	
	2008	176,447	2,914	1,423	172,110	
	2009	183,351	2,792	1,283	179,276	
	2010	178,120	2,200	919	175,001	
	2011	186,417	2,598	987	182,832	
	2012	186,629	4,118	1,017	181,494	
	2013	183,538	3,362	1,247	178,929	

○ 처리주체별 (단위: 톤/일)

구 분	연 도 별	계	자치단체처리	처리업체처리	자가처리
생 활 폐 기 물	2007	50,346	26,784	22,907	655
	2008	52,072	25,796	24,604	1,672
	2009	50,906	27,240	23,394	272
	2010	49,159	29,215	19,763	181
	2011	48,934	30,268	18,328	338
	2012	48,990	29,714	18,976	300
	2013	48,728	32,220	15,740	768
사업장배출시설계 폐기물	2007	114,807	18,541	82,600	13,666
	2008	130,777	3,176	110,710	16,891
	2009	123,604	1,734	102,009	19,861
	2010	137,875	2,928	112,757	22,190
	2011	137,961	3,173	111,700	23,088
	2012	146,390	2,138	120,208	24,044
	2013	149,815	2,276	119,891	27,648
건 설 폐 기 물	2007	172,005	1,963	165,001	5,041
	2008	176,447	1689	168,526	6,232
	2009	183,351	1,685	175,285	6,381
	2010	178,120	1,344	171,137	5,639
	2011	186,417	1,891	180,924	3,602
	2012	186,629	3,078	179,652	3,899
	2013	183,538	2,348	178,528	2,662

4. 생활폐기물 관리인원 및 장비 현황

구 분	계				지 방 자 치 단 체				처 리 업 체				자 가 처 리 업 체			
	인 원 (명)	차 량 (대)	손수레 (대)	중장비 (대)	인 원 (명)	차 량 (대)	손수레 (대)	중장비 (대)	인 원 (명)	차 량 (대)	손수레 (대)	중장비 (대)	인 원 (명)	차 량 (대)	손수레 (대)	중장비 (대)
계	34,014	11,445	7,321	545	18,577	4,903	5,154	408	15,425	6,540	2,107	108	12	2	60	29

5. 폐기물 처리시설 보유 현황

○ 매립시설

구 분	매립시설수 (개소)	총매립지 면 적 (천 ㎡)	총매립 용량 (천 ㎥)	기매립량 (천 ㎥)	잔여매립 가 능 량 (천 ㎥)	'13 매 립 량 (천 톤)	설 치 비(백만원)				연간유지 관 리 비 (백만원)
							계	국 비	지 방 비	기 타	
지방자치단체	221	31,932	431,260	215,033	216,227	6,252	3,326,495	743,087	2,436,539	146,869	492,228
자가처리업체	33	13,819	129,372	80,383	48,989	6,693	733,620	-	-	733,620	-
최종처분업체	38	1,878	35,885	18,062	17,887	4,498	499,279	-	-	499,279	-

○ 소각시설

구 분	소각시설수 (개소)	'13처리량 (톤)	설 치 비 (백만원)				연간유지 관 리 비 (백만원)	에너지 발생량 (Gcal)
			계	국 비	지 방 비	기 타		
지방자치단체	182	4,199,896	3,897,580	795,840	2,285,738	816,002	411,649	9,097,606
자가처리업체	251	1,586,449	360,778	0	0	360,778	0	0
중간처분업체	69	1,772,012	521,856	-	-	521,856	-	-

○ 기타시설(압축, 파쇄, 퇴비·사료화, 연료화시설 등)

구 분	기타시설수 (개소)	'13 처리량 (톤)	설 치 비 (백만원)				연간유지관리비 (백만원)
			계	국 비	지 방 비	기 타	
지방자치단체	313	3,428,584	1,372,593	358,677	746,882	267,034	319,091
자가처리업체	315	6,702,109	97,029	-	-	97,029	-
중간처분업체	115	2,015,036	61,909	-	-	61,909	-

※ 중간처분업체: 소각을 중간처분업으로 하는 업체는 위의 '소각시설' 표에 집계되므로 본 표에서는 제외함

○ 재활용시설

구 분	업체수 (개소)	'13 처리량 (톤)	설 치 비 (백만원)
중간재활용업체	1,111	7,600,866	387,312
최종재활용업체	320	3,303,867	228,254
종합재활용업체	3,146	29,695,453	4,204,769

6. 사업장폐기물 배출업소 현황

(단위: 개소)

구 분	합계	서울	부산	대구	인천	광주	대전	울산	세종	경기	강원	충북	충남	전북	전남	경북	경남	제주
사업장폐기물	31,785	621	1,806	1,650	1,373	608	466	645	171	9,599	1,389	1,693	2,269	1,466	1,653	3,081	2,803	492
건설폐기물	141,564	9,783	6,582	4,606	3,968	3,523	3,282	3,915	973	21,779	10,098	8,236	10,167	10,078	10,229	17,821	14,078	2,446

7. 폐기물처리업체 현황[3)]

(단위: 개소)

폐기물 종류	총계(업체수)[4)]	수집·운반업	중간처분업	최종처분업[5)]	중간재활용업	최종재활용업	종합재활용업	건설폐기물 중간처리업
총	11,248	5,951	184	38	1,111	320	3,146	498
생활폐기물	1,473	1,473						
사업장폐기물	7,782	2,983	184	38	1111	320	3146	
건설폐기물	1,993	1,495						498

3) 2010년 7월 폐기물관리법의 개정으로 폐기물처리업 분류기준 변경 (기존: 중간처리업/최종처리업/종합처리업 → 변경: 중간처분업/최종처분업/종합처분업/중간재활용업/최종재활용업/종합재활용업)

4) 폐기물처리업체 총계는 대상폐기물별 중복을 허용한 수치임

5) 건설폐기물 재활용촉진에 관한 법률에 따르면 건설폐기물 최종처분업소는 별도 규정되어 있지 않고, 건설폐기물을 사업장폐기물의 범주로 포함하고 있음

8. 2014년도 생활폐기물 관리예산 현황

(단위: 백만원)

구 분	예 산					기 타	비 고 (수수료징수액)
	계	국 비	지 방 비	차 관	지 방 채		
계	4,110,786	165,210	3,248,620	0	66,054		630,902

9. 2013년도 생활폐기물 관리예산 집행내역

(단위: 백만원)

구 분	계	시 설 설 치 비			수 집 · 운 반 등 처 리 비						
		소 계	매립시설	기타시설	소 계	인 건 비	차량운영비	장비구입비	위탁처리비	시설관리 운 영 비	기 타
계	3,117,223	297,424	56,451	240,973	2,819,799	840,043	67,246	29,985	1,273,340	349,189	259,995

Ⅲ. 시 · 도별 현황

1. 생활폐기물 관리구역 현황 ····· 55
2. 폐기물 발생 및 처리 현황 ····· 56
가. 가정생활폐기물 ····· 59
나. 사업장생활계폐기물 ····· 62
다. 사업장배출시설계폐기물 ····· 65
라. 건설폐기물 ····· 73
3. 폐기물 처리주체별 처리 현황 ····· 76
가. 가정생활폐기물 ····· 77
나. 사업장생활계폐기물 ····· 78
다. 사업장배출시설계폐기물 ····· 79
라. 건설폐기물 ····· 80
4. 생활폐기물 관리인원 및 장비 현황
가. 인원 및 장비 현황 ····· 81
나. 수집 · 운반차량 현황 ····· 82
5. 폐기물 매립시설 현황
가. 지방자치단체 ····· 83
나. 자가처리업체 ····· 84
6. 폐기물 소각시설 현황
가. 지방자치단체 ····· 85
나. 자가처리업체(생활폐기물 소각시설) ····· 86
다. 자가처리업체(사업장폐기물 소각시설) ····· 87
7. 기타시설 설치 현황
가. 지방자치단체 ····· 88
나. 자가처리업체 ····· 89
8. 폐기물 처리업체 현황
가. 수집 · 운반업체(생활 및 사업장폐기물) ····· 90
나. 수집 · 운반업체(건설폐기물) ····· 91
다. 중간처분업체 ····· 92
라. 최종처분업체 ····· 93
마. 중간재활용업체 ····· 94
바. 최종재활용업체 ····· 95
사. 종합재활용업체 ····· 96
아. 중간처리업체(건설폐기물) ····· 97
9. 생활폐기물 관리예산
가. 2014년도 생활폐기물 관리예산 ····· 98
나. 2013년도 생활폐기물 관리예산 집행내역 ····· 99

1.생활폐기물 관리구역 현황

가. 생활폐기물 관리구역 현황

시도	전체 행정구역			생활폐기물 관리구역			생활폐기물 관리제외지역			관리제외지역 비율(%)		
	면적(㎢)	인구(명)	동(읍·면)수	면적(㎢)	인구(명)	동(읍·면)수	면적(㎢)	인구(명)	동(읍·면)수	면적비	인구비	동(읍·면)수
합계	100,368.44	51,710,190	3,469	98,467.27	51,678,454	3,464	1,901.17	35,106	5	1.9	0.1	0.1
서울	605.21	10,143,645	423	605.21	10,143,645	423	0.00	0	0	-	-	-
부산	769.82	3,563,578	210	769.82	3,563,578	210	0.00	0	0	-	-	-
대구	883.48	2,524,890	139	883.48	2,524,890	139	0	0	0	0	0	0
인천	1,094.18	2,926,794	149	1,049.60	2,929,299	148	44.58	865	1	4.07	0.03	0.67
광주	501.18	1,488,467	95	501.18	1,488,467	95	0.00	0	0	-	-	-
대전	540.21	1,532,811	77	475.51	1,530,755	77	64.70	2,056	0	12.0	0.1	-
울산	1,060.46	1,178,907	56	988.63	1,177,692	56	71.83	1,215	0	6.77	0.10	-
세종	465.00	124,615	11	465.00	124,615	11	0.00	0	0	-	-	-
경기	10,172.60	12,549,345	550	10,172.60	12,549,345	550	0.00	0	0	-	-	-
강원	16,872.96	1,550,156	187	15,991.64	1,546,344	185	881.32	3,812	2	5.22	0.25	1.07
충북	7,407.22	1,572,732	153	7,391.42	1,572,601	153	15.80	131	0	0.21	0.01	0.00
충남	8,213.04	2,087,230	193	8,187.81	2,083,364	192	25.23	3,866	1	0.3	0.2	0.5
전북	8,066.77	1,878,419	241	8,066.77	1,878,419	241	0.00	0.0	0.0	-	-	-
전남	12,301.00	1,907,172	296	12,070.36	1,892,795	295	230.64	14,377	1	1.9	0.8	0.3
경북	19,029.44	2,742,939	331	18,490.84	2,736,320	331	538.60	6,619	0	2.83	0.24	-
경남	10,536.58	3,333,820	315	10,508.11	3,331,655	315	28.47	2,165	0	0.3	0.1	0.0
제주	1,849.29	604,670	43	1,849.29	604,670	43	0.00	0	0	-	-	-

2. 폐기물 발생 및 처리현황

생활폐기물(가정생활폐기물+사업장생활계폐기물)

(단위:톤/일)

시도	총계	종량제에 의한 혼합배출													재활용가능자원 분리배출																	남은 음식물류 배출(분리배출 지역일 경우)
		소계	가 연 성							불 연 성					소계	종이류	유리병류	캔류	합성수지류	플라스틱류	전자제품	전지류	타이어	윤활유	형광등	고철류	의류	영농폐기물	가구류	폐식용유	기타	
			소계	음식물채소류	종이류	나무류	고무피혁류	플라스틱류	기타	소계	유리류	금속류	토사류	기타																		
합계	48,728.2	22,291.9	18,420.3	162.0	5,382.7	2,776.3	953.6	3,126.5	6,019.2	3,871.6	499.3	346.4	905.6	2,120.3	13,935.1	4,128.4	1,797.4	682.7	1,335.2	1,238.9	130.1	69.2	24.5	17.2	60.4	2,207.3	138.8	506.8	365.7	30.2	1,202.3	12,501.2
서울	8,559.0	3,079.0	2,912.6	2.5	785.5	145.3	118.0	273.5	1,587.8	166.4	27.1	24.6	19.2	95.5	2,398.0	874.6	355.5	122.9	246.3	233.1	31.1	21.8	11.2	11.0	25.9	134.1	14.7	3.7	112.1	7.8	192.2	3,082.0
부산	3,173.8	1,003.6	917.5	0.0	405.4	33.2	58.1	235.0	185.8	86.1	8.5	4.9	1.1	71.6	1,411.0	683.7	193.2	72.7	18.3	174.1	0.7	0.1	0.0	0.0	0.5	167.9	0.1	0.3	0.0	0.0	99.4	759.2
대구	2,789.7	1,382.6	875.7	0.0	164.7	114.2	34.7	215.9	346.2	506.9	74.3	20.0	1.9	410.7	815.2	233.5	149.5	61.8	73.7	101.6	4.6	3.1	0.6	0.0	3.9	79.9	16.4	0.9	31.1	3.8	50.8	591.9
인천	2,412.7	1,447.0	1,191.4	2.9	126.5	531.6	48.4	58.8	423.2	255.6	10.8	12.9	138.0	93.9	297.8	39.3	37.1	4.9	89.9	21.5	2.1	0.2	0.0	0.0	0.9	55.8	1.7	0.8	8.2	0.0	35.4	667.9
광주	1,327.0	501.4	369.1	0.0	100.1	27.9	26.5	98.2	116.4	132.3	20.3	16.3	39.9	55.8	382.8	62.3	39.4	21.8	59.9	59.5	1.4	0.2	0.7	0.1	1.1	64.5	8.7	0.3	5.4	0.4	57.1	442.8
대전	1,473.4	557.8	486.2	0.0	152.0	76.0	30.2	110.8	117.2	71.6	8.6	8.9	6.4	47.7	506.7	149.9	99.6	31.6	83.3	66.5	0.5	0.5	1.1	0.0	0.5	54.3	0.1	0.8	0.0	0.0	18.0	408.9
울산	1,234.2	463.7	343.4	0.0	99.6	49.5	26.8	71.5	96.0	120.3	12.3	4.9	78.3	24.8	443.5	102.1	51.0	45.6	51.3	20.0	4.6	0.2	0.0	0.1	0.3	105.8	7.6	2.5	5.9	2.0	44.5	327.0
세종	724.2	688.8	680.8	12.8	4.6	599.7	1.4	15.7	46.6	8.0	0.4	0.2	4.2	3.2	13.1	1.3	2.0	1.0	1.9	1.0	1.5	0.0	0.0	0.0	0.1	0.7	0.0	1.4	1.2	0.0	1.0	22.3
경기	9,919.2	4,684.6	4,140.6	29.8	1,355.9	480.5	210.2	760.4	1,303.8	544.0	36.4	31.0	181.7	294.9	2,438.1	597.2	452.5	137.0	326.5	252.1	37.7	14.2	0.6	0.0	13.2	196.1	32.0	41.7	72.5	8.0	256.8	2,796.5
강원	2,100.6	1,113.0	834.9	3.3	230.7	77.4	54.2	124.8	344.5	278.1	31.3	42.7	74.6	129.5	694.0	215.5	67.4	67.9	27.3	41.5	5.2	1.7	4.5	5.1	0.5	163.0	7.8	37.2	19.9	0.6	28.9	293.6
충북	1,764.1	733.6	492.0	12.2	179.5	69.8	29.4	78.5	122.6	241.6	8.4	9.9	113.0	110.3	748.1	274.9	41.7	16.2	59.5	54.1	2.5	23.5	0.0	0.0	4.8	123.2	7.1	67.7	13.4	0.2	59.3	282.4
충남	2,582.6	1,086.0	731.9	44.0	220.7	83.7	62.9	170.3	150.3	354.1	44.8	52.1	27.8	229.4	1,040.5	180.3	59.2	18.3	85.8	37.4	7.6	1.3	1.1	0.3	2.1	494.6	5.8	62.0	6.4	0.4	77.9	456.1
전북	1,656.3	722.6	592.7	5.5	190.8	68.8	57.4	121.1	149.1	129.9	26.9	26.7	29.4	46.9	413.8	107.2	48.9	18.9	59.5	49.2	3.1	0.3	2.7	0.0	1.2	17.8	7.2	47.0	40.0	1.2	9.6	519.9
전남	2,046.6	1,183.2	993.0	18.4	339.3	80.9	34.6	200.7	319.1	190.2	70.1	16.6	26.5	77.0	490.3	122.2	66.2	15.6	34.8	48.0	6.8	0.8	1.6	0.5	0.9	73.4	5.2	89.1	5.7	0.6	18.9	373.1
경북	2,804.4	1,649.5	1,344.5	21.4	433.0	189.7	60.3	277.9	362.2	305.0	31.3	31.3	72.9	169.5	626.6	201.6	37.7	11.3	21.7	31.1	8.4	0.4	0.1	0.0	1.8	134.0	8.2	90.0	13.9	1.5	64.9	528.3
경남	3,176.2	1,547.2	1,217.3	7.0	448.3	107.8	81.0	285.8	287.4	329.9	42.4	25.8	68.0	193.7	884.8	213.2	85.0	27.9	61.5	42.5	12.1	0.8	0.3	0.1	2.6	219.7	11.1	41.1	29.0	1.7	136.2	744.2
제주	984.2	448.3	296.7	2.2	146.1	40.3	19.5	27.6	61.0	151.6	45.4	17.6	22.7	65.9	330.8	69.6	11.5	7.3	34.0	5.7	0.2	0.1	0.0	0.0	0.1	122.5	5.1	20.3	1.0	2.0	51.4	205.1

2. 폐기물 발생 및 처리현황

생활폐기물(가정생활폐기물+사업장생활계폐기물)

(단위:톤/일)

시도	발생량 및 처리현황		총계	종량제에 의한 혼합배출													재활용가능자원 분리배출																	남은 음식물류 배출 (분리배출 지역일 경우)
				소계	가 연 성							불 연 성					소계	종이류	유리병류	캔류	합성수지류	플라스틱류	전자제품	전지류	타이어	윤활유	형광등	고철류	의류	영농폐기물	가구류	폐식용유	기타	
					소계	음식물채소류	종이류	나무류	고무피혁류	플라스틱류	기타	소계	유리류	금속류	토사류	기타																		
합계	발생량		48,728.2	22,291.9	18,420.3	162.0	5,382.7	2,776.3	953.6	3,126.5	6,019.2	3,871.6	499.3	346.4	905.6	2,120.3	13,935.1	4,128.4	1,797.4	682.7	1,335.2	1,238.9	130.1	69.2	24.5	17.2	60.4	2,207.3	138.8	506.8	365.7	30.2	1,202.3	12,501.2
	처리방법	매 립	7,613.5	7,507.8	4,656.7	34.2	1,437.2	365.8	221.7	824.8	1,773.0	2,851.1	339.3	267.7	584.1	1,660.0	0.0	0.0	0.0	0.0	0.0	0.0	0.0	0.0	0.0	0.0	0.0	0.0	0.0	0.0	0.0	0.0	0.0	105.7
		소 각	12,330.8	12,034.8	11,514.8	88.1	3,823.6	997.9	724.4	1,999.8	3,881.0	520.0	88.8	61.6	83.0	286.6	0.0	0.0	0.0	0.0	0.0	0.0	0.0	0.0	0.0	0.0	0.0	0.0	0.0	0.0	0.0	0.0	0.0	296.0
		재활용	28,783.9	2,749.3	2,248.8	39.7	121.9	1,412.6	7.5	301.9	365.2	500.5	71.2	17.1	238.5	173.7	13,935.1	4,128.4	1,797.4	682.7	1,335.2	1,238.9	130.1	69.2	24.5	17.2	60.4	2,207.3	138.8	506.8	365.7	30.2	1,202.3	12,099.5
서울	발생량		8,559.0	3,079.0	2,912.6	2.5	785.5	145.3	118.0	273.5	1,587.8	166.4	27.1	24.6	19.2	95.5	2,398.0	874.6	355.5	122.9	246.3	233.1	31.1	21.8	11.2	11.0	25.9	134.1	14.7	3.7	112.1	7.8	192.2	3,082.0
	처리방법	매 립	774.1	774.1	671.6	0.5	129.2	29.1	33.1	49.3	430.4	102.5	13.5	10.7	10.9	67.4	0.0	0.0	0.0	0.0	0.0	0.0	0.0	0.0	0.0	0.0	0.0	0.0	0.0	0.0	0.0	0.0	0.0	0.0
		소 각	2,303.5	2,293.9	2,231.0	2.0	652.5	115.9	84.9	224.2	1,151.5	62.9	12.6	13.9	8.3	28.1	0.0	0.0	0.0	0.0	0.0	0.0	0.0	0.0	0.0	0.0	0.0	0.0	0.0	0.0	0.0	0.0	0.0	9.6
		재활용	5,481.4	11.0	10.0	0.0	3.8	0.3	0.0	0.0	5.9	1.0	1.0	0.0	0.0	0.0	2,398.0	874.6	355.5	122.9	246.3	233.1	31.1	21.8	11.2	11.0	25.9	134.1	14.7	3.7	112.1	7.8	192.2	3,072.4
부산	발생량		3,173.8	1,003.6	917.5	0.0	405.4	33.2	58.1	235.0	185.8	86.1	8.5	4.9	1.1	71.6	1,411.0	683.7	193.2	72.7	18.3	174.1	0.7	0.1	0.0	0.0	0.5	167.9	0.1	0.3	0.0	0.0	99.4	759.2
	처리방법	매 립	232.7	232.7	189.9	0.0	79.3	3.8	3.8	60.4	42.6	42.8	7.3	4.2	1.0	30.3	0.0	0.0	0.0	0.0	0.0	0.0	0.0	0.0	0.0	0.0	0.0	0.0	0.0	0.0	0.0	0.0	0.0	0.0
		소 각	770.9	770.9	727.6	0.0	326.1	29.4	54.3	174.6	143.2	43.3	1.2	0.7	0.1	41.3	0.0	0.0	0.0	0.0	0.0	0.0	0.0	0.0	0.0	0.0	0.0	0.0	0.0	0.0	0.0	0.0	0.0	0.0
		재활용	2,170.2	0.0	0.0	0.0	0.0	0.0	0.0	0.0	0.0	0.0	0.0	0.0	0.0	0.0	1,411.0	683.7	193.2	72.7	18.3	174.1	0.7	0.1	0.0	0.0	0.5	167.9	0.1	0.3	0.0	0.0	99.4	759.2
대구	발생량		2,789.7	1,382.6	875.7	0.0	164.7	114.2	34.7	215.9	346.2	506.9	74.3	20.0	1.9	410.7	815.2	233.5	149.5	61.8	73.7	101.6	4.6	3.1	0.6	0.0	3.9	79.9	16.4	0.9	31.1	3.8	50.8	591.9
	처리방법	매 립	1,037.0	1,037.0	591.3	0.0	121.2	59.1	25.8	139.9	245.3	445.7	65.8	18.6	1.9	359.4	0.0	0.0	0.0	0.0	0.0	0.0	0.0	0.0	0.0	0.0	0.0	0.0	0.0	0.0	0.0	0.0	0.0	0.0
		소 각	352.2	345.6	284.4	0.0	43.5	55.1	8.9	76.0	100.9	61.2	8.5	1.4	0.0	51.3	0.0	0.0	0.0	0.0	0.0	0.0	0.0	0.0	0.0	0.0	0.0	0.0	0.0	0.0	0.0	0.0	0.0	6.6
		재활용	1,400.5	0.0	0.0	0.0	0.0	0.0	0.0	0.0	0.0	0.0	0.0	0.0	0.0	0.0	815.2	233.5	149.5	61.8	73.7	101.6	4.6	3.1	0.6	0.0	3.9	79.9	16.4	0.9	31.1	3.8	50.8	585.3
인천	발생량		2,412.7	1,447.0	1,191.4	2.9	126.5	531.6	48.4	58.8	423.2	255.6	10.8	12.9	138.0	93.9	297.8	39.3	37.1	4.9	89.9	21.5	2.1	0.2	0.0	0.0	0.9	55.8	1.7	0.8	8.2	0.0	35.4	667.9
	처리방법	매 립	155.8	154.6	33.9	0.0	8.5	1.9	4.8	2.5	16.2	120.7	10.0	12.7	9.2	88.8	0.0	0.0	0.0	0.0	0.0	0.0	0.0	0.0	0.0	0.0	0.0	0.0	0.0	0.0	0.0	0.0	0.0	1.2
		소 각	671.5	636.3	635.8	1.5	117.8	44.4	43.2	43.2	385.7	0.5	0.1	0.2	0.0	0.2	0.0	0.0	0.0	0.0	0.0	0.0	0.0	0.0	0.0	0.0	0.0	0.0	0.0	0.0	0.0	0.0	0.0	35.2
		재활용	1,585.4	656.1	521.7	1.4	0.2	485.3	0.4	13.1	21.3	134.4	0.7	0.0	128.8	4.9	297.8	39.3	37.1	4.9	89.9	21.5	2.1	0.2	0.0	0.0	0.9	55.8	1.7	0.8	8.2	0.0	35.4	631.5
광주	발생량		1,327.0	501.4	369.1	0.0	100.1	27.9	26.5	98.2	116.4	132.3	20.3	16.3	39.9	55.8	382.8	62.3	39.4	21.8	59.9	59.5	1.4	0.2	0.7	0.1	1.1	64.5	8.7	0.3	5.4	0.4	57.1	442.8
	처리방법	매 립	229.9	229.9	159.4	0.0	42.0	15.9	12.4	32.5	56.6	70.5	8.6	5.9	19.1	36.9	0.0	0.0	0.0	0.0	0.0	0.0	0.0	0.0	0.0	0.0	0.0	0.0	0.0	0.0	0.0	0.0	0.0	0.0
		소 각	271.5	271.5	209.7	0.0	58.1	12.0	14.1	65.7	59.8	61.8	11.7	10.4	20.8	18.9	0.0	0.0	0.0	0.0	0.0	0.0	0.0	0.0	0.0	0.0	0.0	0.0	0.0	0.0	0.0	0.0	0.0	0.0
		재활용	825.6	0.0	0.0	0.0	0.0	0.0	0.0	0.0	0.0	0.0	0.0	0.0	0.0	0.0	382.8	62.3	39.4	21.8	59.9	59.5	1.4	0.2	0.7	0.1	1.1	64.5	8.7	0.3	5.4	0.4	57.1	442.8
대전	발생량		1,473.4	557.8	486.2	0.0	152.0	76.0	30.2	110.8	117.2	71.6	8.6	8.9	6.4	47.7	506.7	149.9	99.6	31.6	83.3	66.5	0.5	0.5	1.1	0.0	0.5	54.3	0.1	0.8	0.0	0.0	18.0	408.9
	처리방법	매 립	257.0	255.4	203.5	0.0	43.7	35.9	9.3	48.4	66.2	51.9	8.1	8.8	6.4	28.6	0.0	0.0	0.0	0.0	0.0	0.0	0.0	0.0	0.0	0.0	0.0	0.0	0.0	0.0	0.0	0.0	0.0	1.6
		소 각	279.2	277.5	262.3	0.0	106.5	37.0	20.8	62.4	35.6	15.2	0.3	0.1	0.0	14.8	0.0	0.0	0.0	0.0	0.0	0.0	0.0	0.0	0.0	0.0	0.0	0.0	0.0	0.0	0.0	0.0	0.0	1.7
		재활용	937.2	24.9	20.4	0.0	1.8	3.1	0.1	0.0	15.4	4.5	0.2	0.0	0.0	4.3	506.7	149.9	99.6	31.6	83.3	66.5	0.5	0.5	1.1	0.0	0.5	54.3	0.1	0.8	0.0	0.0	18.0	405.6
울산	발생량		1,234.2	463.7	343.4	0.0	99.6	49.5	26.8	71.5	96.0	120.3	12.3	4.9	78.3	24.8	443.5	102.1	51.0	45.6	51.3	20.0	4.6	0.2	0.0	0.1	0.3	105.8	7.6	2.5	5.9	2.0	44.5	327.0
	처리방법	매 립	70.7	70.7	0.2	0.0	0.0	0.0	0.0	0.0	0.2	70.5	0.0	0.0	61.3	9.2	0.0	0.0	0.0	0.0	0.0	0.0	0.0	0.0	0.0	0.0	0.0	0.0	0.0	0.0	0.0	0.0	0.0	0.0
		소 각	398.4	370.1	320.9	0.0	99.6	36.7	26.8	69.4	88.4	49.2	12.3	4.9	16.9	15.1	0.0	0.0	0.0	0.0	0.0	0.0	0.0	0.0	0.0	0.0	0.0	0.0	0.0	0.0	0.0	0.0	0.0	28.3
		재활용	765.1	22.9	22.3	0.0	0.0	12.8	0.0	2.1	7.4	0.6	0.0	0.0	0.1	0.5	443.5	102.1	51.0	45.6	51.3	20.0	4.6	0.2	0.0	0.1	0.3	105.8	7.6	2.5	5.9	2.0	44.5	298.7
세종	발생량		724.2	688.8	680.8	12.8	4.6	599.7	1.4	15.7	46.6	8.0	0.4	0.2	4.2	3.2	13.1	1.3	2.0	1.0	1.9	1.0	1.5	0.0	0.0	0.0	0.1	0.7	0.0	1.4	1.2	0.0	1.0	22.3
	처리방법	매 립	7.9	7.9	0.0	0.0	0.0	0.0	0.0	0.0	0.0	7.9	0.3	0.2	4.2	3.2	0.0	0.0	0.0	0.0	0.0	0.0	0.0	0.0	0.0	0.0	0.0	0.0	0.0	0.0	0.0	0.0	0.0	0.0
		소 각	34.7	30.1	30.1	12.8	2.6	1.2	1.4	3.1	9.0	0.0	0.0	0.0	0.0	0.0	0.0	0.0	0.0	0.0	0.0	0.0	0.0	0.0	0.0	0.0	0.0	0.0	0.0	0.0	0.0	0.0	0.0	4.6
		재활용	681.6	650.8	650.7	0.0	2.0	598.5	0.0	12.6	37.6	0.1	0.1	0.0	0.0	0.0	13.1	1.3	2.0	1.0	1.9	1.0	1.5	0.0	0.0	0.0	0.1	0.7	0.0	1.4	1.2	0.0	1.0	17.7
경기	발생량		9,919.2	4,684.6	4,140.6	29.8	1,355.9	480.5	210.2	760.4	1,303.8	544.0	36.4	31.0	181.7	294.9	2,438.1	597.2	452.5	137.0	326.5	252.1	37.7	14.2	0.6	0.0	13.2	196.1	32.0	41.7	72.5	8.0	256.8	2,796.5
	처리방법	매 립	784.5	772.2	469.5	0.0	128.0	38.9	17.4	81.6	203.6	302.7	14.3	17.6	93.1	177.7	0.0	0.0	0.0	0.0	0.0	0.0	0.0	0.0	0.0	0.0	0.0	0.0	0.0	0.0	0.0	0.0	0.0	12.3
		소 각	3,354.2	3,310.3	3,231.7	29.8	1,181.1	295.9	192.2	571.1	961.6	78.6	15.3	8.1	10.0	45.2	0.0	0.0	0.0	0.0	0.0	0.0	0.0	0.0	0.0	0.0	0.0	0.0	0.0	0.0	0.0	0.0	0.0	43.9
		재활용	5,780.5	602.1	439.4	0.0	46.8	145.7	0.6	107.7	138.6	162.7	6.8	5.3	78.6	72.0	2,438.1	597.2	452.5	137.0	326.5	252.1	37.7	14.2	0.6	0.0	13.2	196.1	32.0	41.7	72.5	8.0	256.8	2,740.3

(단위:톤/일)

시도	발생량 및 처리현황		총계	종량제에 의한 혼합배출													재활용가능자원 분리배출																	남은 음식물류 배출 (분리배출 지역일 경우)
				소계	가 연 성							불 연 성					소계	종이류	유리병류	캔류	합성수지류	플라스틱류	전자제품	전지류	타이어	윤활유	형광등	고철류	의류	영농폐기물	가구류	폐식용유	기타	
					소계	음식물채소류	종이류	나무류	고무피혁류	플라스틱류	기타	소계	유리류	금속류	토사류	기타																		
강원	발생량		2,100.6	1,113.0	834.9	3.3	230.7	77.4	54.2	124.8	344.5	278.1	31.3	42.7	74.6	129.5	694.0	215.5	67.4	67.9	27.3	41.5	5.2	1.7	4.5	5.1	0.5	163.0	7.8	37.2	19.9	0.6	28.9	293.6
	처리방법	매 립	605.8	597.8	333.1	1.5	90.9	25.7	19.4	49.7	145.9	264.7	29.8	41.1	65.2	128.6	0.0	0.0	0.0	0.0	0.0	0.0	0.0	0.0	0.0	0.0	0.0	0.0	0.0	0.0	0.0	0.0	0.0	8.0
		소 각	437.7	429.2	428.7	1.7	136.3	41.5	34.3	74.1	140.8	0.5	0.1	0.1	0.0	0.3	0.0	0.0	0.0	0.0	0.0	0.0	0.0	0.0	0.0	0.0	0.0	0.0	0.0	0.0	0.0	0.0	0.0	8.5
		재활용	1,057.1	86.0	73.1	0.1	3.5	10.2	0.5	1.0	57.8	12.9	1.4	1.5	9.4	0.6	694.0	215.5	67.4	67.9	27.3	41.5	5.2	1.7	4.5	5.1	0.5	163.0	7.8	37.2	19.9	0.6	28.9	277.1
충북	발생량		1,764.1	733.6	492.0	12.2	179.5	69.8	29.4	78.5	122.6	241.6	8.4	9.9	113.0	110.3	748.1	274.9	41.7	16.2	59.5	54.1	2.5	23.5	0.0	0.0	4.8	123.2	7.1	67.7	13.4	0.2	59.3	282.4
	처리방법	매 립	262.9	254.2	48.5	1.2	3.5	6.6	3.3	3.2	30.7	205.7	6.6	7.3	101.8	90.0	0.0	0.0	0.0	0.0	0.0	0.0	0.0	0.0	0.0	0.0	0.0	0.0	0.0	0.0	0.0	0.0	0.0	8.7
		소 각	465.7	444.9	425.9	8.1	172.0	58.5	25.9	72.9	88.5	19.0	1.2	2.5	0.0	15.3	0.0	0.0	0.0	0.0	0.0	0.0	0.0	0.0	0.0	0.0	0.0	0.0	0.0	0.0	0.0	0.0	0.0	20.8
		재활용	1,035.5	34.5	17.6	2.9	4.0	4.7	0.2	2.4	3.4	16.9	0.6	0.1	11.2	5.0	748.1	274.9	41.7	16.2	59.5	54.1	2.5	23.5	0.0	0.0	4.8	123.2	7.1	67.7	13.4	0.2	59.3	252.9
충남	발생량		2,582.6	1,086.0	731.9	44.0	220.7	83.7	62.9	170.3	150.3	354.1	44.8	52.1	27.8	229.4	1,040.5	180.3	59.2	18.3	85.8	37.4	7.6	1.3	1.1	0.3	2.1	494.6	5.8	62.0	6.4	0.4	77.9	456.1
	처리방법	매 립	482.1	458.1	153.0	13.5	35.1	14.5	8.9	19.2	61.8	305.1	39.7	46.7	24.8	193.9	0.0	0.0	0.0	0.0	0.0	0.0	0.0	0.0	0.0	0.0	0.0	0.0	0.0	0.0	0.0	0.0	0.0	24.0
		소 각	546.5	542.3	528.4	8.5	183.6	55.0	54.0	141.3	86.0	13.9	0.0	0.0	0.0	13.9	0.0	0.0	0.0	0.0	0.0	0.0	0.0	0.0	0.0	0.0	0.0	0.0	0.0	0.0	0.0	0.0	0.0	4.2
		재활용	1,554.0	85.6	50.5	22.0	2.0	14.2	0.0	9.8	2.5	35.1	5.1	5.4	3.0	21.6	1,040.5	180.3	59.2	18.3	85.8	37.4	7.6	1.3	1.1	0.3	2.1	494.6	5.8	62.0	6.4	0.4	77.9	427.9
전북	발생량		1,656.3	722.6	592.7	5.5	190.8	68.8	57.4	121.1	149.1	129.9	26.9	26.7	29.4	46.9	413.8	107.2	48.9	18.9	59.5	49.2	3.1	0.3	2.7	0.0	1.2	17.8	7.2	47.0	40.0	1.2	9.6	519.9
	처리방법	매 립	413.4	411.2	298.1	5.5	98.2	19.7	10.4	62.3	102.0	113.1	22.7	22.3	29.4	38.7	0.0	0.0	0.0	0.0	0.0	0.0	0.0	0.0	0.0	0.0	0.0	0.0	0.0	0.0	0.0	0.0	0.0	2.2
		소 각	294.1	294.1	280.2	0.0	92.1	42.1	46.0	54.4	45.6	13.9	4.0	4.1	0.0	5.8	0.0	0.0	0.0	0.0	0.0	0.0	0.0	0.0	0.0	0.0	0.0	0.0	0.0	0.0	0.0	0.0	0.0	0.0
		재활용	948.8	17.3	14.4	0.0	0.5	7.0	1.0	4.4	1.5	2.9	0.2	0.3	0.0	2.4	413.8	107.2	48.9	18.9	59.5	49.2	3.1	0.3	2.7	0.0	1.2	17.8	7.2	47.0	40.0	1.2	9.6	517.7
전남	발생량		2,046.6	1,183.2	993.0	18.4	339.3	80.9	34.6	200.7	319.1	190.2	70.1	16.6	26.5	77.0	490.3	122.2	66.2	15.6	34.8	48.0	6.8	0.8	1.6	0.5	0.9	73.4	5.2	89.1	5.7	0.6	18.9	373.1
	처리방법	매 립	689.6	661.0	554.5	7.1	231.9	30.9	15.8	96.0	172.8	106.5	17.3	14.3	24.5	50.4	0.0	0.0	0.0	0.0	0.0	0.0	0.0	0.0	0.0	0.0	0.0	0.0	0.0	0.0	0.0	0.0	0.0	28.6
		소 각	358.1	330.6	327.7	9.3	100.1	21.6	17.8	56.8	122.1	2.9	0.6	0.5	0.4	1.4	0.0	0.0	0.0	0.0	0.0	0.0	0.0	0.0	0.0	0.0	0.0	0.0	0.0	0.0	0.0	0.0	0.0	27.5
		재활용	998.9	191.6	110.8	2.0	7.3	28.4	1.0	47.9	24.2	80.8	52.2	1.8	1.6	25.2	490.3	122.2	66.2	15.6	34.8	48.0	6.8	0.8	1.6	0.5	0.9	73.4	5.2	89.1	5.7	0.6	18.9	317.0
경북	발생량		2,804.4	1,649.5	1,344.5	21.4	433.0	189.7	60.3	277.9	362.2	305.0	31.3	31.3	72.9	169.5	626.6	201.6	37.7	11.3	21.7	31.1	8.4	0.4	0.1	0.0	1.8	134.0	8.2	90.0	13.9	1.5	64.9	528.3
	처리방법	매 립	684.7	677.6	439.7	3.3	212.3	38.3	17.6	79.1	89.1	237.9	27.4	27.0	53.8	129.7	0.0	0.0	0.0	0.0	0.0	0.0	0.0	0.0	0.0	0.0	0.0	0.0	0.0	0.0	0.0	0.0	0.0	7.1
		소 각	718.4	672.0	638.1	6.8	178.6	74.9	40.4	107.9	229.5	33.9	3.2	3.9	17.5	9.3	0.0	0.0	0.0	0.0	0.0	0.0	0.0	0.0	0.0	0.0	0.0	0.0	0.0	0.0	0.0	0.0	0.0	46.4
		재활용	1,401.3	299.9	266.7	11.3	42.1	76.5	2.3	90.9	43.6	33.2	0.7	0.4	1.6	30.5	626.6	201.6	37.7	11.3	21.7	31.1	8.4	0.4	0.1	0.0	1.8	134.0	8.2	90.0	13.9	1.5	64.9	474.8
경남	발생량		3,176.2	1,547.2	1,217.3	7.0	448.3	107.8	81.0	285.8	287.4	329.9	42.4	25.8	68.0	193.7	884.8	213.2	85.0	27.9	61.5	42.5	12.1	0.8	0.3	0.1	2.6	219.7	11.1	41.1	29.0	1.7	136.2	744.2
	처리방법	매 립	652.0	640.0	370.1	0.0	147.5	24.1	26.6	87.9	84.0	269.9	28.2	16.3	57.5	167.9	0.0	0.0	0.0	0.0	0.0	0.0	0.0	0.0	0.0	0.0	0.0	0.0	0.0	0.0	0.0	0.0	0.0	12.0
		소 각	879.6	841.4	796.5	7.0	292.9	57.8	53.0	188.4	197.4	44.9	12.3	7.2	6.3	19.1	0.0	0.0	0.0	0.0	0.0	0.0	0.0	0.0	0.0	0.0	0.0	0.0	0.0	0.0	0.0	0.0	0.0	38.2
		재활용	1,644.6	65.8	50.7	0.0	7.9	25.9	1.4	9.5	6.0	15.1	1.9	2.3	4.2	6.7	884.8	213.2	85.0	27.9	61.5	42.5	12.1	0.8	0.3	0.1	2.6	219.7	11.1	41.1	29.0	1.7	136.2	694.0
제주	발생량		984.2	448.3	296.7	2.2	146.1	40.3	19.5	27.6	61.0	151.6	45.4	17.6	22.7	65.9	330.8	69.6	11.5	7.3	34.0	5.7	0.2	0.1	0.0	0.0	0.1	122.5	5.1	20.3	1.0	2.0	51.4	205.1
	처리방법	매 립	273.4	273.4	140.4	1.6	65.9	21.4	13.1	12.8	25.6	133.0	39.7	14.0	20.0	59.3	0.0	0.0	0.0	0.0	0.0	0.0	0.0	0.0	0.0	0.0	0.0	0.0	0.0	0.0	0.0	0.0	0.0	0.0
		소 각	194.6	174.1	155.8	0.6	80.2	18.9	6.4	14.3	35.4	18.3	5.4	3.6	2.7	6.6	0.0	0.0	0.0	0.0	0.0	0.0	0.0	0.0	0.0	0.0	0.0	0.0	0.0	0.0	0.0	0.0	0.0	20.5
		재활용	516.2	0.8	0.5	0.0	0.0	0.0	0.0	0.5	0.0	0.3	0.3	0.0	0.0	0.0	330.8	69.6	11.5	7.3	34.0	5.7	0.2	0.1	0.0	0.0	0.1	122.5	5.1	20.3	1.0	2.0	51.4	184.6

2. 폐기물 발생 및 처리현황

가. 가정생활폐기물

(단위:톤/일)

시도	총계	종량제에 의한 혼합배출													재활용가능자원 분리배출																	남은 음식물류 배출 (분리배출 지역일 경우)
		소계	가 연 성							불 연 성					소계	종이류	유리병류	캔류	합성수지류	플라스틱류	전자제품	전지류	타이어	윤활유	형광등	고철류	의류	영농폐기물	가구류	폐식용유	기타	
			소계	음식물 재소류	종이류	나무류	고무 피혁류	플라스틱류	기타	소계	유리류	금속류	토사류	기타																		
합계	40,542.7	17,495.5	14,750.2	140.2	4,990.9	1,305.0	901.1	2,509.5	4,903.5	2,745.3	389.0	314.6	475.3	1,566.4	12,037.0	3,817.9	1,678.2	634.9	922.2	1,067.8	123.1	68.0	17.7	16.9	56.4	1,987.0	126.9	506.4	328.3	18.8	666.5	11,010.2
서울	7,567.7	2,810.2	2,668.0	2.5	740.6	132.4	106.4	246.0	1,440.1	142.2	23.6	22.7	15.6	80.3	2,148.3	801.4	333.9	109.4	180.1	195.2	28.2	21.2	10.3	11.0	24.7	130.7	13.6	3.7	100.4	7.0	177.5	2,609.2
부산	2,648.2	778.2	707.1	0.0	308.4	26.6	49.5	180.5	142.1	71.1	6.9	3.9	0.3	60.0	1,246.2	617.2	167.8	68.1	16.1	149.2	0.7	0.1	0.0	0.0	0.5	137.5	0.1	0.3	0.0	0.0	88.6	623.8
대구	2,158.9	975.2	592.2	0.0	94.9	92.9	22.6	146.5	235.3	383.0	50.7	11.7	1.4	319.2	632.0	163.3	124.3	52.3	59.8	76.6	4.6	2.7	0.0	0.0	2.0	70.3	12.1	0.9	30.0	1.5	31.6	551.7
인천	1,608.8	767.3	648.6	1.5	126.3	51.4	47.6	40.8	381.0	118.7	10.3	12.9	8.6	86.9	247.7	37.2	36.8	4.6	71.2	20.7	2.1	0.2	0.0	0.0	0.9	55.8	1.7	0.8	7.2	0.0	8.5	593.8
광주	1,195.6	443.6	331.0	0.0	92.6	23.2	26.5	80.6	108.1	112.6	20.2	16.2	39.2	37.0	339.4	57.7	37.1	20.2	49.2	52.8	1.4	0.2	0.6	0.1	1.1	64.2	8.7	0.3	5.4	0.1	40.3	412.6
대전	1,301.7	456.5	411.4	0.0	147.9	71.1	29.1	108.7	54.6	45.1	6.7	8.9	2.1	27.4	473.4	148.6	99.5	31.4	68.9	64.9	0.3	0.3	0.0	0.0	0.5	54.3	0.1	0.8	0.0	0.0	3.8	371.8
울산	1,032.1	350.5	301.3	0.0	94.9	36.4	26.5	64.7	78.8	49.2	12.3	4.9	16.9	15.1	395.9	99.2	50.9	45.5	40.5	20.0	4.6	0.2	0.0	0.1	0.3	105.8	7.6	2.5	5.9	2.0	10.8	285.7
세종	70.1	35.5	31.6	12.8	4.6	1.2	1.4	5.2	6.4	3.9	0.4	0.2	2.1	1.2	13.1	1.3	2.0	1.0	1.9	1.0	1.5	0.0	0.0	0.0	0.1	0.7	0.0	1.4	1.2	0.0	1.0	21.5
경기	8,141.5	3,592.2	3,360.3	29.8	1,276.5	323.7	202.6	589.8	937.9	231.9	27.1	25.7	35.7	143.4	2,051.9	542.6	428.1	126.9	218.4	214.0	34.0	14.2	0.3	0.0	13.0	192.5	27.1	41.3	71.2	0.7	127.6	2,497.4
강원	1,834.4	914.0	697.6	3.0	207.6	64.8	53.2	112.4	256.6	216.4	27.5	39.8	55.9	93.2	662.9	211.3	66.8	67.8	19.6	41.1	5.2	1.7	4.2	5.1	0.5	162.9	7.6	37.2	18.9	0.6	12.4	257.5
충북	1,579.0	675.3	461.0	9.3	178.8	64.0	28.4	71.1	109.4	214.3	8.2	9.9	101.8	94.4	648.9	270.0	40.2	15.3	29.3	47.0	2.5	23.5	0.0	0.0	4.8	122.6	5.9	67.7	13.0	0.1	7.0	254.8
충남	2,066.8	963.4	643.5	31.3	215.7	68.1	61.0	131.2	136.2	319.9	43.3	49.7	20.6	206.3	726.7	176.4	46.1	15.0	24.4	29.6	7.6	1.3	0.6	0.0	2.1	326.2	5.7	62.0	6.4	0.2	23.1	376.7
전북	1,549.2	679.8	570.0	5.3	189.7	61.5	55.8	115.1	142.6	109.8	22.8	22.8	20.2	44.0	379.0	103.5	46.9	16.2	43.2	45.5	3.0	0.3	0.0	0.0	0.5	16.5	7.2	47.0	39.8	1.1	8.3	490.4
전남	1,696.8	895.3	802.4	16.8	320.1	45.0	33.1	138.1	249.3	92.9	18.3	14.6	24.0	36.0	456.9	119.4	66.0	15.5	19.2	45.5	6.8	0.8	1.6	0.5	0.9	71.4	5.1	89.1	5.4	0.5	9.2	344.6
경북	2,389.2	1,360.9	1,111.6	20.9	409.2	113.4	59.0	184.7	324.4	249.3	30.4	27.6	58.0	133.3	549.30	192.60	36.70	10.70	11.20	22.20	8.30	0.40	0.00	0.00	1.80	133.50	8.20	90.00	9.50	1.50	22.70	479.0
경남	2,846.5	1,398.5	1,137.0	7.0	444.4	90.7	80.3	270.1	244.5	261.5	42.4	25.8	50.8	142.5	802.9	207.4	84.8	27.9	46.8	40.1	12.1	0.8	0.1	0.1	2.6	219.6	11.1	41.1	13.0	1.5	93.9	645.1
제주	856.2	399.1	275.6	0.0	138.7	38.6	18.1	24.0	56.2	123.5	37.9	17.3	22.1	46.2	262.5	68.8	10.3	7.1	22.4	2.4	0.2	0.1	0.0	0.0	0.1	122.5	5.1	20.3	1.0	2.0	0.2	194.6

2. 폐기물 발생 및 처리현황

가. 가정생활폐기물

(단위:톤/일)

시도	발생량 및 처리현황	총계	종량제에 의한 혼합배출													재활용가능자원 분리배출																	남은 음식물류 배출(분리배출 지역일 경우)
			소계	가 연 성							불 연 성					소계	종이류	유리병류	캔류	합성수지류	플라스틱류	전자제품	전지류	타이어	윤활유	형광등	고철류	의류	영농폐기물	가구류	폐식용유	기타	
				소계	음식물채소류	종이류	나무류	고무피혁류	플라스틱류	기타	소계	유리류	금속류	토사류	기타																		
합계	발생량	40,542.7	17,495.5	14,750.2	140.2	4,990.9	1,305.0	901.1	2,509.5	4,903.5	2,745.3	389.0	314.6	475.3	1,566.4	12,037.0	3,817.9	1,678.2	634.9	922.2	1,067.8	123.1	68.0	17.7	16.9	56.4	1,987.0	126.9	506.4	328.3	18.8	666.5	11,010.2
	처리방법 매 립	6,433.2	6,337.4	4,102.9	32.1	1,319.4	328.6	203.7	727.0	1,492.1	2,234.5	292.8	248.9	403.1	1,289.7	0.0	0.0	0.0	0.0	0.0	0.0	0.0	0.0	0.0	0.0	0.0	0.0	0.0	0.0	0.0	0.0	0.0	95.8
	처리방법 소 각	11,033.2	10,794.4	10,333.3	83.2	3,602.4	940.6	692.7	1,748.5	3,265.9	461.1	85.8	56.6	70.6	248.1	0.0	0.0	0.0	0.0	0.0	0.0	0.0	0.0	0.0	0.0	0.0	0.0	0.0	0.0	0.0	0.0	0.0	238.8
	처리방법 재활용	23,076.3	363.7	314.0	24.9	69.1	35.8	4.7	34.0	145.5	49.7	10.4	9.1	1.6	28.6	12,037.0	3,817.9	1,678.2	634.9	922.2	1,067.8	123.1	68.0	17.7	16.9	56.4	1,987.0	126.9	506.4	328.3	18.8	666.5	10,675.6
서울	발생량	7,567.7	2,810.2	2,668.0	2.5	740.6	132.4	106.4	246.0	1,440.1	142.2	23.6	22.7	15.6	80.3	2,148.3	801.4	333.9	109.4	180.1	195.2	28.2	21.2	10.3	11.0	24.7	130.7	13.6	3.7	100.4	7.0	177.5	2,609.2
	처리방법 매 립	730.5	730.5	644.1	0.5	123.1	26.6	30.8	47.5	415.6	86.4	12.1	9.9	8.4	56.0	0.0	0.0	0.0	0.0	0.0	0.0	0.0	0.0	0.0	0.0	0.0	0.0	0.0	0.0	0.0	0.0	0.0	0.0
	처리방법 소 각	2,079.7	2,079.7	2,023.9	2.0	617.5	105.8	75.6	198.5	1,024.5	55.8	11.5	12.8	7.2	24.3	0.0	0.0	0.0	0.0	0.0	0.0	0.0	0.0	0.0	0.0	0.0	0.0	0.0	0.0	0.0	0.0	0.0	0.0
	처리방법 재활용	4,757.5	0.0	0.0	0.0	0.0	0.0	0.0	0.0	0.0	0.0	0.0	0.0	0.0	0.0	2,148.3	801.4	333.9	109.4	180.1	195.2	28.2	21.2	10.3	11.0	24.7	130.7	13.6	3.7	100.4	7.0	177.5	2,609.2
부산	발생량	2,648.2	778.2	707.1	0.0	308.4	26.6	49.5	180.5	142.1	71.1	6.9	3.9	0.3	60.0	1,246.2	617.2	167.8	68.1	16.1	149.2	0.7	0.1	0.0	0.0	0.5	137.5	0.1	0.3	0.0	0.0	88.6	623.8
	처리방법 매 립	193.5	193.5	160.1	0.0	67.7	3.2	2.9	51.5	34.8	33.4	5.9	3.4	0.3	23.8	0.0	0.0	0.0	0.0	0.0	0.0	0.0	0.0	0.0	0.0	0.0	0.0	0.0	0.0	0.0	0.0	0.0	0.0
	처리방법 소 각	584.7	584.7	547.0	0.0	240.7	23.4	46.6	129.0	107.3	37.7	1.0	0.5	0.0	36.2	0.0	0.0	0.0	0.0	0.0	0.0	0.0	0.0	0.0	0.0	0.0	0.0	0.0	0.0	0.0	0.0	0.0	0.0
	처리방법 재활용	1,870.0	0.0	0.0	0.0	0.0	0.0	0.0	0.0	0.0	0.0	0.0	0.0	0.0	0.0	1,246.2	617.2	167.8	68.1	16.1	149.2	0.7	0.1	0.0	0.0	0.5	137.5	0.1	0.3	0.0	0.0	88.6	623.8
대구	발생량	2,158.9	975.2	592.2	0.0	94.9	92.9	22.6	146.5	235.3	383.0	50.7	11.7	1.4	319.2	632.0	163.3	124.3	52.3	59.8	76.6	4.6	2.7	0.0	0.0	2.0	70.3	12.1	0.9	30.0	1.5	31.6	551.7
	처리방법 매 립	640.8	640.8	319.0	0.0	53.0	39.5	13.8	73.8	138.9	321.8	42.2	10.3	1.4	267.9	0.0	0.0	0.0	0.0	0.0	0.0	0.0	0.0	0.0	0.0	0.0	0.0	0.0	0.0	0.0	0.0	0.0	0.0
	처리방법 소 각	341.0	334.4	273.2	0.0	41.9	53.4	8.8	72.7	96.4	61.2	8.5	1.4	0.0	51.3	0.0	0.0	0.0	0.0	0.0	0.0	0.0	0.0	0.0	0.0	0.0	0.0	0.0	0.0	0.0	0.0	0.0	6.6
	처리방법 재활용	1,177.1	0.0	0.0	0.0	0.0	0.0	0.0	0.0	0.0	0.0	0.0	0.0	0.0	0.0	632.0	163.3	124.3	52.3	59.8	76.6	4.6	2.7	0.0	0.0	2.0	70.3	12.1	0.9	30.0	1.5	31.6	545.1
인천	발생량	1,608.8	767.3	648.6	1.5	126.3	51.4	47.6	40.8	381.0	118.7	10.3	12.9	8.6	86.9	247.7	37.2	36.8	4.6	71.2	20.7	2.1	0.2	0.0	0.0	0.9	55.8	1.7	0.8	7.2	0.0	8.5	593.8
	처리방법 매 립	153.0	151.8	33.9	0.0	8.5	1.9	4.8	2.5	16.2	117.9	9.9	12.7	8.6	86.7	0.0	0.0	0.0	0.0	0.0	0.0	0.0	0.0	0.0	0.0	0.0	0.0	0.0	0.0	0.0	0.0	0.0	1.2
	처리방법 소 각	609.6	608.4	607.9	1.5	117.8	42.7	42.8	38.3	364.8	0.5	0.1	0.2	0.0	0.2	0.0	0.0	0.0	0.0	0.0	0.0	0.0	0.0	0.0	0.0	0.0	0.0	0.0	0.0	0.0	0.0	0.0	1.2
	처리방법 재활용	846.2	7.1	6.8	0.0	0.0	6.8	0.0	0.0	0.0	0.3	0.3	0.0	0.0	0.0	247.7	37.2	36.8	4.6	71.2	20.7	2.1	0.2	0.0	0.0	0.9	55.8	1.7	0.8	7.2	0.0	8.5	591.4
광주	발생량	1,195.6	443.6	331.0	0.0	92.6	23.2	26.5	80.6	108.1	112.6	20.2	16.2	39.2	37.0	339.4	57.7	37.1	20.2	49.2	52.8	1.4	0.2	0.6	0.1	1.1	64.2	8.7	0.3	5.4	0.1	40.3	412.6
	처리방법 매 립	201.1	201.1	149.6	0.0	41.8	11.8	12.4	32.4	51.2	51.5	8.5	5.8	18.4	18.8	0.0	0.0	0.0	0.0	0.0	0.0	0.0	0.0	0.0	0.0	0.0	0.0	0.0	0.0	0.0	0.0	0.0	0.0
	처리방법 소 각	242.5	242.5	181.4	0.0	50.8	11.4	14.1	48.2	56.9	61.1	11.7	10.4	20.8	18.2	0.0	0.0	0.0	0.0	0.0	0.0	0.0	0.0	0.0	0.0	0.0	0.0	0.0	0.0	0.0	0.0	0.0	0.0
	처리방법 재활용	752.0	0.0	0.0	0.0	0.0	0.0	0.0	0.0	0.0	0.0	0.0	0.0	0.0	0.0	339.4	57.7	37.1	20.2	49.2	52.8	1.4	0.2	0.6	0.1	1.1	64.2	8.7	0.3	5.4	0.1	40.3	412.6
대전	발생량	1,301.7	456.5	411.4	0.0	147.9	71.1	29.1	108.7	54.6	45.1	6.7	8.9	2.1	27.4	473.4	148.6	99.5	31.4	68.9	64.9	0.3	0.3	0.0	0.0	0.5	54.3	0.1	0.8	0.0	0.0	3.8	371.8
	처리방법 매 립	204.6	203.0	173.1	0.0	43.7	35.9	9.3	48.4	35.8	29.9	6.4	8.8	2.1	12.6	0.0	0.0	0.0	0.0	0.0	0.0	0.0	0.0	0.0	0.0	0.0	0.0	0.0	0.0	0.0	0.0	0.0	1.6
	처리방법 소 각	255.1	253.5	238.3	0.0	104.2	35.2	19.8	60.3	18.8	15.2	0.3	0.1	0.0	14.8	0.0	0.0	0.0	0.0	0.0	0.0	0.0	0.0	0.0	0.0	0.0	0.0	0.0	0.0	0.0	0.0	0.0	1.6
	처리방법 재활용	842.0	0.0	0.0	0.0	0.0	0.0	0.0	0.0	0.0	0.0	0.0	0.0	0.0	0.0	473.4	148.6	99.5	31.4	68.9	64.9	0.3	0.3	0.0	0.0	0.5	54.3	0.1	0.8	0.0	0.0	3.8	368.6
울산	발생량	1,032.1	350.5	301.3	0.0	94.9	36.4	26.5	64.7	78.8	49.2	12.3	4.9	16.9	15.1	395.9	99.2	50.9	45.5	40.5	20.0	4.6	0.2	0.0	0.1	0.3	105.8	7.6	2.5	5.9	2.0	10.8	285.7
	처리방법 매 립	0.0	0.0	0.0	0.0	0.0	0.0	0.0	0.0	0.0	0.0	0.0	0.0	0.0	0.0	0.0	0.0	0.0	0.0	0.0	0.0	0.0	0.0	0.0	0.0	0.0	0.0	0.0	0.0	0.0	0.0	0.0	0.0
	처리방법 소 각	378.8	350.5	301.3	0.0	94.9	36.4	26.5	64.7	78.8	49.2	12.3	4.9	16.9	15.1	0.0	0.0	0.0	0.0	0.0	0.0	0.0	0.0	0.0	0.0	0.0	0.0	0.0	0.0	0.0	0.0	0.0	28.3
	처리방법 재활용	653.3	0.0	0.0	0.0	0.0	0.0	0.0	0.0	0.0	0.0	0.0	0.0	0.0	0.0	395.9	99.2	50.9	45.5	40.5	20.0	4.6	0.2	0.0	0.1	0.3	105.8	7.6	2.5	5.9	2.0	10.8	257.4
세종	발생량	70.1	35.5	31.6	12.8	4.6	1.2	1.4	5.2	6.4	3.9	0.4	0.2	2.1	1.2	13.1	1.3	2.0	1.0	1.9	1.0	1.5	0.0	0.0	0.0	0.1	0.7	0.0	1.4	1.2	0.0	1.0	21.5
	처리방법 매 립	3.8	3.8	0.0	0.0	0.0	0.0	0.0	0.0	0.0	3.8	0.3	0.2	2.1	1.2	0.0	0.0	0.0	0.0	0.0	0.0	0.0	0.0	0.0	0.0	0.0	0.0	0.0	0.0	0.0	0.0	0.0	0.0
	처리방법 소 각	31.4	26.8	26.8	12.8	2.6	1.2	1.4	3.1	5.7	0.0	0.0	0.0	0.0	0.0	0.0	0.0	0.0	0.0	0.0	0.0	0.0	0.0	0.0	0.0	0.0	0.0	0.0	0.0	0.0	0.0	0.0	4.6
	처리방법 재활용	34.9	4.9	4.8	0.0	2.0	0.0	0.0	2.1	0.7	0.1	0.1	0.0	0.0	0.0	13.1	1.3	2.0	1.0	1.9	1.0	1.5	0.0	0.0	0.0	0.1	0.7	0.0	1.4	1.2	0.0	1.0	16.9
경기	발생량	8,141.5	3,592.2	3,360.3	29.8	1,276.5	323.7	202.6	589.8	937.9	231.9	27.1	25.7	35.7	143.4	2,051.9	542.6	428.1	126.9	218.4	214.0	34.0	14.2	0.3	0.0	13.0	192.5	27.1	41.3	71.2	0.7	127.6	2,497.4
	처리방법 매 립	609.8	602.0	438.5	0.0	128.0	38.9	17.4	81.6	172.6	163.5	13.0	17.6	29.0	103.9	0.0	0.0	0.0	0.0	0.0	0.0	0.0	0.0	0.0	0.0	0.0	0.0	0.0	0.0	0.0	0.0	0.0	7.8
	처리방법 소 각	2,962.0	2,921.4	2,853.5	29.8	1,139.8	284.8	184.8	499.7	714.6	67.9	14.1	8.1	6.2	39.5	0.0	0.0	0.0	0.0	0.0	0.0	0.0	0.0	0.0	0.0	0.0	0.0	0.0	0.0	0.0	0.0	0.0	40.6
	처리방법 재활용	4,569.7	68.8	68.3	0.0	8.7	0.0	0.4	8.5	50.7	0.5	0.0	0.0	0.5	0.0	2,051.9	542.6	428.1	126.9	218.4	214.0	34.0	14.2	0.3	0.0	13.0	192.5	27.1	41.3	71.2	0.7	127.6	2,449.0

(단위:톤/일)

시도	발생량 및 처리현황		총계	종량제에 의한 혼합배출													재활용가능자원 분리배출																	남은 음식물류 배출(분리배출 지역일 경우)
				소계	가 연 성							불 연 성					소계	종이류	유리병류	캔류	합성수지류	플라스틱류	전자제품	전지류	타이어	윤활유	형광등	고철류	의류	영농폐기물	가구류	폐식용유	기타	
					소계	음식물채소류	종이류	나무류	고무피혁류	플라스틱류	기타	소계	유리류	금속류	토사류	기타																		
강원	발생량		1,834.4	914.0	697.6	3.0	207.6	64.8	53.2	112.4	256.6	216.4	27.5	39.8	55.9	93.2	662.9	211.3	66.8	67.8	19.6	41.1	5.2	1.7	4.2	5.1	0.5	162.9	7.6	37.2	18.9	0.6	12.4	257.5
	처리방법	매 립	494.7	487.0	274.3	1.4	74.5	23.6	18.6	37.8	118.4	212.7	26.0	38.2	55.9	92.6	0.0	0.0	0.0	0.0	0.0	0.0	0.0	0.0	0.0	0.0	0.0	0.0	0.0	0.0	0.0	0.0	0.0	7.7
		소 각	376.1	368.3	367.8	1.5	130.4	41.2	34.3	73.6	86.8	0.5	0.1	0.1	0.0	0.3	0.0	0.0	0.0	0.0	0.0	0.0	0.0	0.0	0.0	0.0	0.0	0.0	0.0	0.0	0.0	0.0	0.0	7.8
		재활용	963.6	58.7	55.5	0.1	2.7	0.0	0.3	1.0	51.4	3.2	1.4	1.5	0.0	0.3	662.9	211.3	66.8	67.8	19.6	41.1	5.2	1.7	4.2	5.1	0.5	162.9	7.6	37.2	18.9	0.6	12.4	242.0
충북	발생량		1,579.0	675.3	461.0	9.3	178.8	64.0	28.4	71.1	109.4	214.3	8.2	9.9	101.8	94.4	648.9	270.0	40.2	15.3	29.3	47.0	2.5	23.5	0.0	0.0	4.8	122.6	5.9	67.7	13.0	0.1	7.0	254.8
	처리방법	매 립	260.2	252.9	48.0	1.2	3.5	6.3	3.3	3.2	30.5	204.9	6.6	7.3	101.8	89.2	0.0	0.0	0.0	0.0	0.0	0.0	0.0	0.0	0.0	0.0	0.0	0.0	0.0	0.0	0.0	0.0	0.0	7.3
		소 각	432.7	411.9	404.7	8.1	171.3	57.5	25.0	66.2	76.6	7.2	1.2	2.5	0.0	3.5	0.0	0.0	0.0	0.0	0.0	0.0	0.0	0.0	0.0	0.0	0.0	0.0	0.0	0.0	0.0	0.0	0.0	20.8
		재활용	886.1	10.5	8.3	0.0	4.0	0.2	0.1	1.7	2.3	2.2	0.4	0.1	0.0	1.7	648.9	270.0	40.2	15.3	29.3	47.0	2.5	23.5	0.0	0.0	4.8	122.6	5.9	67.7	13.0	0.1	7.0	226.7
충남	발생량		2,066.8	963.4	643.5	31.3	215.7	68.1	61.0	131.2	136.2	319.9	43.3	49.7	20.6	206.3	726.7	176.4	46.1	15.0	24.4	29.6	7.6	1.3	0.6	0.0	2.1	326.2	5.7	62.0	6.4	0.2	23.1	376.7
	처리방법	매 립	460.3	437.8	146.7	13.3	34.3	14.4	8.5	15.5	60.7	291.1	38.5	45.3	20.5	186.8	0.0	0.0	0.0	0.0	0.0	0.0	0.0	0.0	0.0	0.0	0.0	0.0	0.0	0.0	0.0	0.0	0.0	22.5
		소 각	495.4	491.9	478.0	4.9	180.4	53.7	52.5	113.4	73.1	13.9	0.0	0.0	0.0	13.9	0.0	0.0	0.0	0.0	0.0	0.0	0.0	0.0	0.0	0.0	0.0	0.0	0.0	0.0	0.0	0.0	0.0	3.5
		재활용	1,111.1	33.7	18.8	13.1	1.0	0.0	0.0	2.3	2.4	14.9	4.8	4.4	0.1	5.6	726.7	176.4	46.1	15.0	24.4	29.6	7.6	1.3	0.6	0.0	2.1	326.2	5.7	62.0	6.4	0.2	23.1	350.7
전북	발생량		1,549.2	679.8	570.0	5.3	189.7	61.5	55.8	115.1	142.6	109.8	22.8	22.8	20.2	44.0	379.0	103.5	46.9	16.2	43.2	45.5	3.0	0.3	0.0	0.0	0.5	16.5	7.2	47.0	39.8	1.1	8.3	490.4
	처리방법	매 립	392.6	390.4	294.8	5.3	97.7	19.4	10.2	62.0	100.2	95.6	18.7	18.5	20.2	38.2	0.0	0.0	0.0	0.0	0.0	0.0	0.0	0.0	0.0	0.0	0.0	0.0	0.0	0.0	0.0	0.0	0.0	2.2
		소 각	287.9	287.9	274.0	0.0	92.0	42.0	45.6	52.0	42.4	13.9	4.0	4.1	0.0	5.8	0.0	0.0	0.0	0.0	0.0	0.0	0.0	0.0	0.0	0.0	0.0	0.0	0.0	0.0	0.0	0.0	0.0	0.0
		재활용	868.7	1.5	1.2	0.0	0.0	0.1	0.0	1.1	0.0	0.3	0.1	0.2	0.0	0.0	379.0	103.5	46.9	16.2	43.2	45.5	3.0	0.3	0.0	0.0	0.5	16.5	7.2	47.0	39.8	1.1	8.3	488.2
전남	발생량		1,696.8	895.3	802.4	16.8	320.1	45.0	33.1	138.1	249.3	92.9	18.3	14.6	24.0	36.0	456.9	119.4	66.0	15.5	19.2	45.5	6.8	0.8	1.6	0.5	0.9	71.4	5.1	89.1	5.4	0.5	9.2	344.6
	처리방법	매 립	614.3	587.0	500.9	7.1	220.4	24.0	15.6	93.2	140.6	86.1	17.1	13.9	22.6	32.5	0.0	0.0	0.0	0.0	0.0	0.0	0.0	0.0	0.0	0.0	0.0	0.0	0.0	0.0	0.0	0.0	0.0	27.3
		소 각	324.4	296.9	294.4	9.3	98.3	19.5	17.2	43.6	106.5	2.5	0.5	0.5	0.4	1.1	0.0	0.0	0.0	0.0	0.0	0.0	0.0	0.0	0.0	0.0	0.0	0.0	0.0	0.0	0.0	0.0	0.0	27.5
		재활용	758.1	11.4	7.1	0.4	1.4	1.5	0.3	1.3	2.2	4.3	0.7	0.2	1.0	2.4	456.9	119.4	66.0	15.5	19.2	45.5	6.8	0.8	1.6	0.5	0.9	71.4	5.1	89.1	5.4	0.5	9.2	289.8
경북	발생량		2,389.2	1,360.9	1,111.6	20.9	409.2	113.4	59.0	184.7	324.4	249.3	30.4	27.6	58.0	133.3	549.3	192.6	36.7	10.7	11.2	22.2	8.3	0.4	0.0	0.0	1.8	133.5	8.2	90.0	9.5	1.5	22.7	479.0
	처리방법	매 립	653.2	646.1	432.1	3.3	210.1	38.2	17.6	78.2	84.7	214.0	26.9	27.0	47.9	112.2	0.0	0.0	0.0	0.0	0.0	0.0	0.0	0.0	0.0	0.0	0.0	0.0	0.0	0.0	0.0	0.0	0.0	7.1
		소 각	621.7	575.3	559.4	6.3	157.0	57.6	39.2	92.8	206.5	15.9	2.8	0.2	10.1	2.8	0.0	0.0	0.0	0.0	0.0	0.0	0.0	0.0	0.0	0.0	0.0	0.0	0.0	0.0	0.0	0.0	0.0	46.4
		재활용	1,114.3	139.5	120.1	11.3	42.1	17.6	2.2	13.7	33.2	19.4	0.7	0.4	0.0	18.3	549.3	192.6	36.7	10.7	11.2	22.2	8.3	0.4	0.0	0.0	1.8	133.5	8.2	90.0	9.5	1.5	22.7	425.5
경남	발생량		2,846.5	1,398.5	1,137.0	7.0	444.4	90.7	80.3	270.1	244.5	261.5	42.4	25.8	50.8	142.5	802.9	207.4	84.8	27.9	46.8	40.1	12.1	0.8	0.1	0.1	2.6	219.6	11.1	41.1	13.0	1.5	93.9	645.1
	처리방법	매 립	580.8	569.7	353.0	0.0	147.4	23.8	26.6	87.4	67.8	216.7	28.2	16.3	44.5	127.7	0.0	0.0	0.0	0.0	0.0	0.0	0.0	0.0	0.0	0.0	0.0	0.0	0.0	0.0	0.0	0.0	0.0	11.1
		소 각	830.6	801.2	760.9	7.0	289.8	57.3	52.3	180.4	174.1	40.3	12.3	7.2	6.3	14.5	0.0	0.0	0.0	0.0	0.0	0.0	0.0	0.0	0.0	0.0	0.0	0.0	0.0	0.0	0.0	0.0	0.0	29.4
		재활용	1,435.1	27.6	23.1	0.0	7.2	9.6	1.4	2.3	2.6	4.5	1.9	2.3	0.0	0.3	802.9	207.4	84.8	27.9	46.8	40.1	12.1	0.8	0.1	0.1	2.6	219.6	11.1	41.1	13.0	1.5	93.9	604.6
제주	발생량		856.2	399.1	275.6	0.0	138.7	38.6	18.1	24.0	56.2	123.5	37.9	17.3	22.1	46.2	262.5	68.8	10.3	7.1	22.4	2.4	0.2	0.1	0.0	0.0	0.1	122.5	5.1	20.3	1.0	2.0	0.2	194.6
	처리방법	매 립	240.0	240.0	134.8	0.0	65.7	21.1	11.9	12.0	24.1	105.2	32.5	13.7	19.4	39.6	0.0	0.0	0.0	0.0	0.0	0.0	0.0	0.0	0.0	0.0	0.0	0.0	0.0	0.0	0.0	0.0	0.0	0.0
		소 각	179.6	159.1	140.8	0.0	73.0	17.5	6.2	12.0	32.1	18.3	5.4	3.6	2.7	6.6	0.0	0.0	0.0	0.0	0.0	0.0	0.0	0.0	0.0	0.0	0.0	0.0	0.0	0.0	0.0	0.0	0.0	20.5
		재활용	436.6	0.0	0.0	0.0	0.0	0.0	0.0	0.0	0.0	0.0	0.0	0.0	0.0	0.0	262.5	68.8	10.3	7.1	22.4	2.4	0.2	0.1	0.0	0.0	0.1	122.5	5.1	20.3	1.0	2.0	0.2	174.1

2. 폐기물 발생 및 처리현황

나. 사업장생활계폐기물

(단위:톤/일)

시도	총계	종량제에 의한 혼합배출													재활용가능자원 분리배출																	남은 음식물류 배출(분리배출 지역일 경우)
		소계	가 연 성							불 연 성					소계	종이류	유리병류	캔류	합성수지류	플라스틱류	전자제품	전지류	타이어	윤활유	형광등	고철류	의류	영농폐기물	가구류	폐식용유	기타	
			소계	음식물채소류	종이류	나무류	고무피혁류	플라스틱류	기타	소계	유리류	금속류	토사류	기타																		
합계	8,185.5	4,796.4	3,670.1	21.8	391.8	1,471.3	52.5	617.0	1,115.7	1,126.3	110.3	31.8	430.3	553.9	1,898.1	310.5	119.2	47.8	413.0	171.1	7.0	1.2	6.8	0.3	4.0	220.3	11.9	0.4	37.4	11.4	535.8	1,491.0
서울	991.3	268.8	244.6	0.0	44.9	12.9	11.6	27.5	147.7	24.2	3.5	1.9	3.6	15.2	249.7	73.2	21.6	13.5	66.2	37.9	2.9	0.6	0.9	0.0	1.2	3.4	1.1	0.0	11.7	0.8	14.7	472.8
부산	525.6	225.4	210.4	0.0	97.0	6.6	8.6	54.5	43.7	15.0	1.6	1.0	0.8	11.6	164.8	66.5	25.4	4.6	2.2	24.9	0.0	0.0	0.0	0.0	0.0	30.4	0.0	0.0	0.0	0.0	10.8	135.4
대구	630.8	407.4	283.5	0.0	69.8	21.3	12.1	69.4	110.9	123.9	23.6	8.3	0.5	91.5	183.2	70.2	25.2	9.5	13.9	25.0	0.0	0.4	0.6	0.0	1.9	9.6	4.3	0.0	1.1	2.3	19.2	40.2
인천	803.9	679.7	542.8	1.4	0.2	480.2	0.8	18.0	42.2	136.9	0.5	0.0	129.4	7.0	50.1	2.1	0.3	0.3	18.7	0.8	0.0	0.0	0.0	0.0	0.0	0.0	0.0	0.0	1.0	0.0	26.9	74.1
광주	131.4	57.8	38.1	0.0	7.5	4.7	0.0	17.6	8.3	19.7	0.1	0.1	0.7	18.8	43.4	4.6	2.3	1.6	10.7	6.7	0.0	0.0	0.1	0.0	0.0	0.3	0.0	0.0	0.0	0.3	16.8	30.2
대전	171.7	101.3	74.8	0.0	4.1	4.9	1.1	2.1	62.6	26.5	1.9	0.0	4.3	20.3	33.3	1.3	0.1	0.2	14.4	1.6	0.2	0.2	1.1	0.0	0.0	0.0	0.0	0.0	0.0	0.0	14.2	37.1
울산	202.1	113.2	42.1	0.0	4.7	13.1	0.3	6.8	17.2	71.1	0.0	0.0	61.4	9.7	47.6	2.9	0.1	0.1	10.8	0.0	0.0	0.0	0.0	0.0	0.0	0.0	0.0	0.0	0.0	0.0	33.7	41.3
세종	654.1	653.3	649.2	0.0	0.0	598.5	0.0	10.5	40.2	4.1	0.0	0.0	2.1	2.0	0.0	0.0	0.0	0.0	0.0	0.0	0.0	0.0	0.0	0.0	0.0	0.0	0.0	0.0	0.0	0.0	0.0	0.8
경기	1,777.7	1,092.4	780.3	0.0	79.4	156.8	7.6	170.6	365.9	312.1	9.3	5.3	146.0	151.5	386.2	54.6	24.4	10.1	108.1	38.1	3.7	0.0	0.3	0.0	0.2	3.6	4.9	0.4	1.3	7.3	129.2	299.1
강원	266.2	199.0	137.3	0.3	23.1	12.6	1.0	12.4	87.9	61.7	3.8	2.9	18.7	36.3	31.1	4.2	0.6	0.1	7.7	0.4	0.0	0.0	0.3	0.0	0.0	0.1	0.2	0.0	1.0	0.0	16.5	36.1
충북	185.1	58.3	31.0	2.9	0.7	5.8	1.0	7.4	13.2	27.3	0.2	0.0	11.2	15.9	99.2	4.9	1.5	0.9	30.2	7.1	0.0	0.0	0.0	0.0	0.0	0.6	1.2	0.0	0.4	0.1	52.3	27.6
충남	515.8	122.6	88.4	12.7	5.0	15.6	1.9	39.1	14.1	34.2	1.5	2.4	7.2	23.1	313.8	3.9	13.1	3.3	61.4	7.8	0.0	0.0	0.5	0.3	0.0	168.4	0.1	0.0	0.0	0.2	54.8	79.4
전북	107.1	42.8	22.7	0.2	1.1	7.3	1.6	6.0	6.5	20.1	4.1	3.9	9.2	2.9	34.8	3.7	2.0	2.7	16.3	3.7	0.1	0.0	2.7	0.0	0.7	1.3	0.0	0.0	0.2	0.1	1.3	29.5
전남	349.8	287.9	190.6	1.6	19.2	35.9	1.5	62.6	69.8	97.3	51.8	2.0	2.5	41.0	33.4	2.8	0.2	0.1	15.6	2.5	0.0	0.0	0.0	0.0	0.0	2.0	0.1	0.0	0.3	0.1	9.7	28.5
경북	415.2	288.6	232.9	0.5	23.8	76.3	1.3	93.2	37.8	55.7	0.9	3.7	14.9	36.2	77.3	9.0	1.0	0.6	10.5	8.9	0.1	0.0	0.1	0.0	0.0	0.5	0.0	0.0	4.4	0.0	42.2	49.3
경남	329.7	148.7	80.3	0.0	3.9	17.1	0.7	15.7	42.9	68.4	0.0	0.0	17.2	51.2	81.9	5.8	0.2	0.0	14.7	2.4	0.0	0.0	0.2	0.0	0.0	0.1	0.0	0.0	16.0	0.2	42.3	99.1
제주	128.0	49.2	21.1	2.2	7.4	1.7	1.4	3.6	4.8	28.1	7.5	0.3	0.6	19.7	68.3	0.8	1.2	0.2	11.6	3.3	0.0	0.0	0.0	0.0	0.0	0.0	0.0	0.0	0.0	0.0	51.2	10.5

2. 폐기물 발생 및 처리현황

나. 사업장생활계폐기물

(단위:톤/일)

시도	발생량 및 처리현황		총계	종량제에 의한 혼합배출													재활용가능자원 분리배출																	남은 음식물류 배출 (분리배출 지역일 경우)
				소계	가 연 성							불 연 성					소계	종이류	유리병류	캔류	합성수지류	플라스틱류	전자제품	전지류	타이어	윤활유	형광등	고철류	의류	영농폐기물	가구류	폐식용유	기타	
					소계	음식물채소류	종이류	나무류	고무피혁류	플라스틱류	기타	소계	유리류	금속류	토사류	기타																		
합계	발생량		8,185.5	4,796.4	3,670.1	21.8	391.8	1,471.3	52.5	617.0	1,115.7	1,126.3	110.3	31.8	430.3	553.9	1,898.1	310.5	119.2	47.8	413.0	171.1	7.0	1.2	6.8	0.3	4.0	220.3	11.9	0.4	37.4	11.4	535.8	1,491.0
	처리방법	매 립	1,180.3	1,170.4	553.8	2.1	117.8	37.2	18.0	97.8	280.9	616.6	46.5	18.8	181.0	370.3	0.0	0.0	0.0	0.0	0.0	0.0	0.0	0.0	0.0	0.0	0.0	0.0	0.0	0.0	0.0	0.0	0.0	9.9
		소 각	1,297.6	1,240.4	1,181.5	4.9	221.2	57.3	31.7	251.3	615.1	58.9	3.0	5.0	12.4	38.5	0.0	0.0	0.0	0.0	0.0	0.0	0.0	0.0	0.0	0.0	0.0	0.0	0.0	0.0	0.0	0.0	0.0	57.2
		재활용	5,707.6	2,385.6	1,934.8	14.8	52.8	1,376.8	2.8	267.9	219.7	450.8	60.8	8.0	236.9	145.1	1,898.1	310.5	119.2	47.8	413.0	171.1	7.0	1.2	6.8	0.3	4.0	220.3	11.9	0.4	37.4	11.4	535.8	1,423.9
서울	발생량		991.3	268.8	244.6	0.0	44.9	12.9	11.6	27.5	147.7	24.2	3.5	1.9	3.6	15.2	249.7	73.2	21.6	13.5	66.2	37.9	2.9	0.6	0.9	0.0	1.2	3.4	1.1	0.0	11.7	0.8	14.7	472.8
	처리방법	매 립	43.6	43.6	27.5	0.0	6.1	2.5	2.3	1.8	14.8	16.1	1.4	0.8	2.5	11.4	0.0	0.0	0.0	0.0	0.0	0.0	0.0	0.0	0.0	0.0	0.0	0.0	0.0	0.0	0.0	0.0	0.0	0.0
		소 각	223.8	214.2	207.1	0.0	35.0	10.1	9.3	25.7	127.0	7.1	1.1	1.1	1.1	3.8	0.0	0.0	0.0	0.0	0.0	0.0	0.0	0.0	0.0	0.0	0.0	0.0	0.0	0.0	0.0	0.0	0.0	9.6
		재활용	723.9	11.0	10.0	0.0	3.8	0.3	0.0	0.0	5.9	1.0	1.0	0.0	0.0	0.0	249.7	73.2	21.6	13.5	66.2	37.9	2.9	0.6	0.9	0.0	1.2	3.4	1.1	0.0	11.7	0.8	14.7	463.2
부산	발생량		525.6	225.4	210.4	0.0	97.0	6.6	8.6	54.5	43.7	15.0	1.6	1.0	0.8	11.6	164.8	66.5	25.4	4.6	2.2	24.9	0.0	0.0	0.0	0.0	0.0	30.4	0.0	0.0	0.0	0.0	10.8	135.4
	처리방법	매 립	39.2	39.2	29.8	0.0	11.6	0.6	0.9	8.9	7.8	9.4	1.4	0.8	0.7	6.5	0.0	0.0	0.0	0.0	0.0	0.0	0.0	0.0	0.0	0.0	0.0	0.0	0.0	0.0	0.0	0.0	0.0	0.0
		소 각	186.2	186.2	180.6	0.0	85.4	6.0	7.7	45.6	35.9	5.6	0.2	0.2	0.1	5.1	0.0	0.0	0.0	0.0	0.0	0.0	0.0	0.0	0.0	0.0	0.0	0.0	0.0	0.0	0.0	0.0	0.0	0.0
		재활용	300.2	0.0	0.0	0.0	0.0	0.0	0.0	0.0	0.0	0.0	0.0	0.0	0.0	0.0	164.8	66.5	25.4	4.6	2.2	24.9	0.0	0.0	0.0	0.0	0.0	30.4	0.0	0.0	0.0	0.0	10.8	135.4
대구	발생량		630.8	407.4	283.5	0.0	69.8	21.3	12.1	69.4	110.9	123.9	23.6	8.3	0.5	91.5	183.2	70.2	25.2	9.5	13.9	25.0	0.0	0.4	0.6	0.0	1.9	9.6	4.3	0.0	1.1	2.3	19.2	40.2
	처리방법	매 립	396.2	396.2	272.3	0.0	68.2	19.6	12.0	66.1	106.4	123.9	23.6	8.3	0.5	91.5	0.0	0.0	0.0	0.0	0.0	0.0	0.0	0.0	0.0	0.0	0.0	0.0	0.0	0.0	0.0	0.0	0.0	0.0
		소 각	11.2	11.2	11.2	0.0	1.6	1.7	0.1	3.3	4.5	0.0	0.0	0.0	0.0	0.0	0.0	0.0	0.0	0.0	0.0	0.0	0.0	0.0	0.0	0.0	0.0	0.0	0.0	0.0	0.0	0.0	0.0	0.0
		재활용	223.4	0.0	0.0	0.0	0.0	0.0	0.0	0.0	0.0	0.0	0.0	0.0	0.0	0.0	183.2	70.2	25.2	9.5	13.9	25.0	0.0	0.4	0.6	0.0	1.9	9.6	4.3	0.0	1.1	2.3	19.2	40.2
인천	발생량		803.9	679.7	542.8	1.4	0.2	480.2	0.8	18.0	42.2	136.9	0.5	0.0	129.4	7.0	50.1	2.1	0.3	0.3	18.7	0.8	0.0	0.0	0.0	0.0	0.0	0.0	0.0	0.0	1.0	0.0	26.9	74.1
	처리방법	매 립	2.8	2.8	0.0	0.0	0.0	0.0	0.0	0.0	0.0	2.8	0.1	0.0	0.6	2.1	0.0	0.0	0.0	0.0	0.0	0.0	0.0	0.0	0.0	0.0	0.0	0.0	0.0	0.0	0.0	0.0	0.0	0.0
		소 각	61.9	27.9	27.9	0.0	0.0	1.7	0.4	4.9	20.9	0.0	0.0	0.0	0.0	0.0	0.0	0.0	0.0	0.0	0.0	0.0	0.0	0.0	0.0	0.0	0.0	0.0	0.0	0.0	0.0	0.0	0.0	34.0
		재활용	739.2	649.0	514.9	1.4	0.2	478.5	0.4	13.1	21.3	134.1	0.4	0.0	128.8	4.9	50.1	2.1	0.3	0.3	18.7	0.8	0.0	0.0	0.0	0.0	0.0	0.0	0.0	0.0	1.0	0.0	26.9	40.1
광주	발생량		131.4	57.8	38.1	0.0	7.5	4.7	0.0	17.6	8.3	19.7	0.1	0.1	0.7	18.8	43.4	4.6	2.3	1.6	10.7	6.7	0.0	0.0	0.1	0.0	0.0	0.3	0.0	0.0	0.0	0.3	16.8	30.2
	처리방법	매 립	28.8	28.8	9.8	0.0	0.2	4.1	0.0	0.1	5.4	19.0	0.1	0.1	0.7	18.1	0.0	0.0	0.0	0.0	0.0	0.0	0.0	0.0	0.0	0.0	0.0	0.0	0.0	0.0	0.0	0.0	0.0	0.0
		소 각	29.0	29.0	28.3	0.0	7.3	0.6	0.0	17.5	2.9	0.7	0.0	0.0	0.0	0.7	0.0	0.0	0.0	0.0	0.0	0.0	0.0	0.0	0.0	0.0	0.0	0.0	0.0	0.0	0.0	0.0	0.0	0.0
		재활용	73.6	0.0	0.0	0.0	0.0	0.0	0.0	0.0	0.0	0.0	0.0	0.0	0.0	0.0	43.4	4.6	2.3	1.6	10.7	6.7	0.0	0.0	0.1	0.0	0.0	0.3	0.0	0.0	0.0	0.3	16.8	30.2
대전	발생량		171.7	101.3	74.8	0.0	4.1	4.9	1.1	2.1	62.6	26.5	1.9	0.0	4.3	20.3	33.3	1.3	0.1	0.2	14.4	1.6	0.2	0.2	1.1	0.0	0.0	0.0	0.0	0.0	0.0	0.0	14.2	37.1
	처리방법	매 립	52.4	52.4	30.4	0.0	0.0	0.0	0.0	0.0	30.4	22.0	1.7	0.0	4.3	16.0	0.0	0.0	0.0	0.0	0.0	0.0	0.0	0.0	0.0	0.0	0.0	0.0	0.0	0.0	0.0	0.0	0.0	0.0
		소 각	24.1	24.0	24.0	0.0	2.3	1.8	1.0	2.1	16.8	0.0	0.0	0.0	0.0	0.0	0.0	0.0	0.0	0.0	0.0	0.0	0.0	0.0	0.0	0.0	0.0	0.0	0.0	0.0	0.0	0.0	0.0	0.1
		재활용	95.2	24.9	20.4	0.0	1.8	3.1	0.1	0.0	15.4	4.5	0.2	0.0	0.0	4.3	33.3	1.3	0.1	0.2	14.4	1.6	0.2	0.2	1.1	0.0	0.0	0.0	0.0	0.0	0.0	0.0	14.2	37.0
울산	발생량		202.1	113.2	42.1	0.0	4.7	13.1	0.3	6.8	17.2	71.1	0.0	0.0	61.4	9.7	47.6	2.9	0.1	0.1	10.8	0.0	0.0	0.0	0.0	0.0	0.0	0.0	0.0	0.0	0.0	0.0	33.7	41.3
	처리방법	매 립	70.7	70.7	0.2	0.0	0.0	0.0	0.0	0.0	0.2	70.5	0.0	0.0	61.3	9.2	0.0	0.0	0.0	0.0	0.0	0.0	0.0	0.0	0.0	0.0	0.0	0.0	0.0	0.0	0.0	0.0	0.0	0.0
		소 각	19.6	19.6	19.6	0.0	4.7	0.3	0.3	4.7	9.6	0.0	0.0	0.0	0.0	0.0	0.0	0.0	0.0	0.0	0.0	0.0	0.0	0.0	0.0	0.0	0.0	0.0	0.0	0.0	0.0	0.0	0.0	0.0
		재활용	111.8	22.9	22.3	0.0	0.0	12.8	0.0	2.1	7.4	0.6	0.0	0.0	0.1	0.5	47.6	2.9	0.1	0.1	10.8	0.0	0.0	0.0	0.0	0.0	0.0	0.0	0.0	0.0	0.0	0.0	33.7	41.3
세종	발생량		654.1	653.3	649.2	0.0	0.0	598.5	0.0	10.5	40.2	4.1	0.0	0.0	2.1	2.0	0.0	0.0	0.0	0.0	0.0	0.0	0.0	0.0	0.0	0.0	0.0	0.0	0.0	0.0	0.0	0.0	0.0	0.8
	처리방법	매 립	4.1	4.1	0.0	0.0	0.0	0.0	0.0	0.0	0.0	4.1	0.0	0.0	2.1	2.0	0.0	0.0	0.0	0.0	0.0	0.0	0.0	0.0	0.0	0.0	0.0	0.0	0.0	0.0	0.0	0.0	0.0	0.0
		소 각	3.3	3.3	3.3	0.0	0.0	0.0	0.0	0.0	3.3	0.0	0.0	0.0	0.0	0.0	0.0	0.0	0.0	0.0	0.0	0.0	0.0	0.0	0.0	0.0	0.0	0.0	0.0	0.0	0.0	0.0	0.0	0.0
		재활용	646.7	645.9	645.9	0.0	0.0	598.5	0.0	10.5	36.9	0.0	0.0	0.0	0.0	0.0	0.0	0.0	0.0	0.0	0.0	0.0	0.0	0.0	0.0	0.0	0.0	0.0	0.0	0.0	0.0	0.0	0.0	0.8
경기	발생량		1,777.7	1,092.4	780.3	0.0	79.4	156.8	7.6	170.6	365.9	312.1	9.3	5.3	146.0	151.5	386.2	54.6	24.4	10.1	108.1	38.1	3.7	0.0	0.3	0.0	0.2	3.6	4.9	0.4	1.3	7.3	129.2	299.1
	처리방법	매 립	174.7	170.2	31.0	0.0	0.0	0.0	0.0	0.0	31.0	139.2	1.3	0.0	64.1	73.8	0.0	0.0	0.0	0.0	0.0	0.0	0.0	0.0	0.0	0.0	0.0	0.0	0.0	0.0	0.0	0.0	0.0	4.5
		소 각	392.2	388.9	378.2	0.0	41.3	11.1	7.4	71.4	247.0	10.7	1.2	0.0	3.8	5.7	0.0	0.0	0.0	0.0	0.0	0.0	0.0	0.0	0.0	0.0	0.0	0.0	0.0	0.0	0.0	0.0	0.0	3.3
		재활용	1,210.8	533.3	371.1	0.0	38.1	145.7	0.2	99.2	87.9	162.2	6.8	5.3	78.1	72.0	386.2	54.6	24.4	10.1	108.1	38.1	3.7	0.0	0.3	0.0	0.2	3.6	4.9	0.4	1.3	7.3	129.2	291.3

(단위:톤/일)

시도	발생량 및 처리현황		총계	종량제에 의한 혼합배출													재활용가능자원 분리배출																남은 음식물류 배출(분리배출 지역일 경우)
				소계	가 연 성							불 연 성					소계	종이류	유리병류	캔류	합성수지류	플라스틱류	전자제품	전지류	타이어	윤활유	형광등	고철류	의류	영농폐기물	가구류	폐식용유	기타	
					소계	음식물채소류	종이류	나무류	고무피혁류	플라스틱류	기타	소계	유리류	금속류	토사류	기타																		
강원	발생량		266.2	199.0	137.3	0.3	23.1	12.6	1.0	12.4	87.9	61.7	3.8	2.9	18.7	36.3	31.1	4.2	0.6	0.1	7.7	0.4	0.0	0.0	0.3	0.0	0.0	0.1	0.2	0.0	1.0	0.0	16.5	36.1
	처리방법	매 립	111.1	110.8	58.8	0.1	16.4	2.1	0.8	11.9	27.5	52.0	3.8	2.9	9.3	36.0	0.0	0.0	0.0	0.0	0.0	0.0	0.0	0.0	0.0	0.0	0.0	0.0	0.0	0.0	0.0	0.0	0.0	0.3
		소 각	61.6	60.9	60.9	0.2	5.9	0.3	0.0	0.5	54.0	0.0	0.0	0.0	0.0	0.0	0.0	0.0	0.0	0.0	0.0	0.0	0.0	0.0	0.0	0.0	0.0	0.0	0.0	0.0	0.0	0.0	0.0	0.7
		재활용	93.5	27.3	17.6	0.0	0.8	10.2	0.2	0.0	6.4	9.7	0.0	0.0	9.4	0.3	31.1	4.2	0.6	0.1	7.7	0.4	0.0	0.0	0.3	0.0	0.0	0.1	0.2	0.0	1.0	0.0	16.5	35.1
충북	발생량		185.1	58.3	31.0	2.9	0.7	5.8	1.0	7.4	13.2	27.3	0.2	0.0	11.2	15.9	99.2	4.9	1.5	0.9	30.2	7.1	0.0	0.0	0.0	0.0	0.0	0.6	1.2	0.0	0.4	0.1	52.3	27.6
	처리방법	매 립	2.7	1.3	0.5	0.0	0.0	0.3	0.0	0.0	0.2	0.8	0.0	0.0	0.0	0.8	0.0	0.0	0.0	0.0	0.0	0.0	0.0	0.0	0.0	0.0	0.0	0.0	0.0	0.0	0.0	0.0	0.0	1.4
		소 각	33.0	33.0	21.2	0.0	0.7	1.0	0.9	6.7	11.9	11.8	0.0	0.0	0.0	11.8	0.0	0.0	0.0	0.0	0.0	0.0	0.0	0.0	0.0	0.0	0.0	0.0	0.0	0.0	0.0	0.0	0.0	0.0
		재활용	149.4	24.0	9.3	2.9	0.0	4.5	0.1	0.7	1.1	14.7	0.2	0.0	11.2	3.3	99.2	4.9	1.5	0.9	30.2	7.1	0.0	0.0	0.0	0.0	0.0	0.6	1.2	0.0	0.4	0.1	52.3	26.2
충남	발생량		515.8	122.6	88.4	12.7	5.0	15.6	1.9	39.1	14.1	34.2	1.5	2.4	7.2	23.1	313.8	3.9	13.1	3.3	61.4	7.8	0.0	0.0	0.5	0.3	0.0	168.4	0.1	0.0	0.0	0.2	54.8	79.4
	처리방법	매 립	21.8	20.3	6.3	0.2	0.8	0.1	0.4	3.7	1.1	14.0	1.2	1.4	4.3	7.1	0.0	0.0	0.0	0.0	0.0	0.0	0.0	0.0	0.0	0.0	0.0	0.0	0.0	0.0	0.0	0.0	0.0	1.5
		소 각	51.1	50.4	50.4	3.6	3.2	1.3	1.5	27.9	12.9	0.0	0.0	0.0	0.0	0.0	0.0	0.0	0.0	0.0	0.0	0.0	0.0	0.0	0.0	0.0	0.0	0.0	0.0	0.0	0.0	0.0	0.0	0.7
		재활용	442.9	51.9	31.7	8.9	1.0	14.2	0.0	7.5	0.1	20.2	0.3	1.0	2.9	16.0	313.8	3.9	13.1	3.3	61.4	7.8	0.0	0.0	0.5	0.3	0.0	168.4	0.1	0.0	0.0	0.2	54.8	77.2
전북	발생량		107.1	42.8	22.7	0.2	1.1	7.3	1.6	6.0	6.5	20.1	4.1	3.9	9.2	2.9	34.8	3.7	2.0	2.7	16.3	3.7	0.1	0.0	2.7	0.0	0.7	1.3	0.0	0.0	0.2	0.1	1.3	29.5
	처리방법	매 립	20.8	20.8	3.3	0.2	0.5	0.3	0.2	0.3	1.8	17.5	4.0	3.8	9.2	0.5	0.0	0.0	0.0	0.0	0.0	0.0	0.0	0.0	0.0	0.0	0.0	0.0	0.0	0.0	0.0	0.0	0.0	0.0
		소 각	6.2	6.2	6.2	0.0	0.1	0.1	0.4	2.4	3.2	0.0	0.0	0.0	0.0	0.0	0.0	0.0	0.0	0.0	0.0	0.0	0.0	0.0	0.0	0.0	0.0	0.0	0.0	0.0	0.0	0.0	0.0	0.0
		재활용	80.1	15.8	13.2	0.0	0.5	6.9	1.0	3.3	1.5	2.6	0.1	0.1	0.0	2.4	34.8	3.7	2.0	2.7	16.3	3.7	0.1	0.0	2.7	0.0	0.7	1.3	0.0	0.0	0.2	0.1	1.3	29.5
전남	발생량		349.8	287.9	190.6	1.6	19.2	35.9	1.5	62.6	69.8	97.3	51.8	2.0	2.5	41.0	33.4	2.8	0.2	0.1	15.6	2.5	0.0	0.0	0.0	0.0	0.0	2.0	0.1	0.0	0.3	0.1	9.7	28.5
	처리방법	매 립	75.3	74.0	53.6	0.0	11.5	6.9	0.2	2.8	32.2	20.4	0.2	0.4	1.9	17.9	0.0	0.0	0.0	0.0	0.0	0.0	0.0	0.0	0.0	0.0	0.0	0.0	0.0	0.0	0.0	0.0	0.0	1.3
		소 각	33.7	33.7	33.3	0.0	1.8	2.1	0.6	13.2	15.6	0.4	0.1	0.0	0.0	0.3	0.0	0.0	0.0	0.0	0.0	0.0	0.0	0.0	0.0	0.0	0.0	0.0	0.0	0.0	0.0	0.0	0.0	0.0
		재활용	240.8	180.2	103.7	1.6	5.9	26.9	0.7	46.6	22.0	76.5	51.5	1.6	0.6	22.8	33.4	2.8	0.2	0.1	15.6	2.5	0.0	0.0	0.0	0.0	0.0	2.0	0.1	0.0	0.3	0.1	9.7	27.2
경북	발생량		415.2	288.6	232.9	0.5	23.8	76.3	1.3	93.2	37.8	55.7	0.9	3.7	14.9	36.2	77.3	9.0	1.0	0.6	10.5	8.9	0.1	0.0	0.1	0.0	0.0	0.5	0.0	0.0	4.4	0.0	42.2	49.3
	처리방법	매 립	31.5	31.5	7.6	0.0	2.2	0.1	0.0	0.9	4.4	23.9	0.5	0.0	5.9	17.5	0.0	0.0	0.0	0.0	0.0	0.0	0.0	0.0	0.0	0.0	0.0	0.0	0.0	0.0	0.0	0.0	0.0	0.0
		소 각	96.7	96.7	78.7	0.5	21.6	17.3	1.2	15.1	23.0	18.0	0.4	3.7	7.4	6.5	0.0	0.0	0.0	0.0	0.0	0.0	0.0	0.0	0.0	0.0	0.0	0.0	0.0	0.0	0.0	0.0	0.0	0.0
		재활용	287.0	160.4	146.6	0.0	0.0	58.9	0.1	77.2	10.4	13.8	0.0	0.0	1.6	12.2	77.3	9.0	1.0	0.6	10.5	8.9	0.1	0.0	0.1	0.0	0.0	0.5	0.0	0.0	4.4	0.0	42.2	49.3
경남	발생량		329.7	148.7	80.3	0.0	3.9	17.1	0.7	15.7	42.9	68.4	0.0	0.0	17.2	51.2	81.9	5.8	0.2	0.0	14.7	2.4	0.0	0.0	0.2	0.0	0.0	0.1	0.0	0.0	16.0	0.2	42.3	99.1
	처리방법	매 립	71.2	70.3	17.1	0.0	0.1	0.3	0.0	0.5	16.2	53.2	0.0	0.0	13.0	40.2	0.0	0.0	0.0	0.0	0.0	0.0	0.0	0.0	0.0	0.0	0.0	0.0	0.0	0.0	0.0	0.0	0.0	0.9
		소 각	49.0	40.2	35.6	0.0	3.1	0.5	0.7	8.0	23.3	4.6	0.0	0.0	0.0	4.6	0.0	0.0	0.0	0.0	0.0	0.0	0.0	0.0	0.0	0.0	0.0	0.0	0.0	0.0	0.0	0.0	0.0	8.8
		재활용	209.5	38.2	27.6	0.0	0.7	16.3	0.0	7.2	3.4	10.6	0.0	0.0	4.2	6.4	81.9	5.8	0.2	0.0	14.7	2.4	0.0	0.0	0.2	0.0	0.0	0.1	0.0	0.0	16.0	0.2	42.3	89.4
제주	발생량		128.0	49.2	21.1	2.2	7.4	1.7	1.4	3.6	4.8	28.1	7.5	0.3	0.6	19.7	68.3	0.8	1.2	0.2	11.6	3.3	0.0	0.0	0.0	0.0	0.0	0.0	0.0	0.0	0.0	0.0	51.2	10.5
	처리방법	매 립	33.4	33.4	5.6	1.6	0.2	0.3	1.2	0.8	1.5	27.8	7.2	0.3	0.6	19.7	0.0	0.0	0.0	0.0	0.0	0.0	0.0	0.0	0.0	0.0	0.0	0.0	0.0	0.0	0.0	0.0	0.0	0.0
		소 각	15.0	15.0	15.0	0.6	7.2	1.4	0.2	2.3	3.3	0.0	0.0	0.0	0.0	0.0	0.0	0.0	0.0	0.0	0.0	0.0	0.0	0.0	0.0	0.0	0.0	0.0	0.0	0.0	0.0	0.0	0.0	0.0
		재활용	79.6	0.8	0.5	0.0	0.0	0.0	0.0	0.5	0.0	0.3	0.3	0.0	0.0	0.0	68.3	0.8	1.2	0.2	11.6	3.3	0.0	0.0	0.0	0.0	0.0	0.0	0.0	0.0	0.0	0.0	51.2	10.5

2. 폐기물 발생 및 처리현황

다. 사업장배출시설계폐기물

(단위:톤/일)

시도	총계	가 연 성													
		소계	폐지류	폐목재류	폐합성고분자화합물				유기성오니류				동식물성 잔재물	폐식용유	기타
					폐섬유류	폐합성 수지	폐합성 고무	폐피혁	폐수처리 오니	공정오니	정수 처리오니	하수 처리오니			
합계	149,815.1	35,910.8	127.7	2,989.9	226.5	9,156.7	381.7	38.0	9,335.8	1,280.8	130.4	6,090.9	3,368.8	31.4	2,752.2
서울	1,153.7	900.4	0.2	26.8	0.2	129.8	0.3	0.0	11.7	0.1	0.0	463.6	46.6	0.2	220.9
부산	3,271.7	978.5	13.0	81.8	6.4	273.2	11.2	6.4	130.4	162.6	0.0	164.7	101.5	0.5	26.8
대구	2,521.4	1,298.5	0.3	21.6	11.0	153.6	31.3	0.0	528.6	220.8	68.1	175.3	24.9	0.0	63.0
인천	8,992.2	1,299.7	1.9	186.1	1.7	449.8	2.6	0.0	196.1	89.4	0.0	130.9	96.5	0.4	144.3
광주	755.6	360.7	20.8	11.4	8.7	71.9	16.8	0.0	36.5	54.4	16.1	95.9	10.2	0.0	18.0
대전	1,753.0	1,245.4	0.0	38.1	1.3	275.8	20.9	0.9	501.5	22.7	0.0	262.0	58.4	0.1	63.7
울산	5,482.2	1,922.7	6.8	216.5	37.9	378.2	16.0	0.0	812.9	85.8	0.0	181.8	34.3	5.7	146.8
세종	786.5	507.1	0.0	2.3	2.7	233.8	0.3	0.0	229.0	19.5	0.0	17.6	1.9	0.0	0.0
경기	16,112.3	9,203.0	35.5	296.8	39.3	2,937.8	28.0	3.5	1,495.6	107.6	13.8	2,588.2	726.4	3.4	927.1
강원	5,144.3	652.7	7.0	41.5	1.6	194.9	2.6	0.1	132.5	48.1	0.9	137.1	47.9	0.3	38.2
충북	6,988.2	5294.3	1.8	1464.6	4.6	961.7	25.0	0.0	1202.4	51.2	0.0	372.6	555.0	1.1	654.3
충남	31,491.4	2,148.1	16.2	47.0	15.8	618.7	92.8	2.7	743.9	25.1	12.9	264.3	275.8	2.2	30.7
전북	6,007.7	3,578.9	0.7	101.8	2.3	543.5	1.0	12.6	2,095.2	59.7	1.8	256.4	443.9	0.1	59.9
전남	21,850.7	1,359.2	6.0	104.1	33.0	349.4	34.1	0.2	281.1	250.3	0.2	125.7	147.5	15.4	12.2
경북	23,658.0	2,379.5	6.3	170.9	40.2	773.0	36.8	11.6	497.4	36.0	0.0	476.1	200.2	1.1	129.9
경남	13,640.4	2,700.4	11.2	178.3	19.8	805.5	58.0	0.0	429.5	46.0	16.6	375.4	558.6	0.9	200.6
제주	205.8	81.7	0.0	0.3	0.0	6.1	4.0	0.0	11.5	1.5	0.0	3.3	39.2	0.0	15.8

(단위:톤/일)

시도	불 연 성															
	소계	광재류	연소재	소각재	분진류	폐주물사 모래류	폐금속류	폐석회 석고류	폐촉매	폐흡착재 폐흡수재	유리· 도자기편류	무기성오니류				기타
												폐수처리 오니	공정오니	정수처리 오니	하수처리 오니	
합계	113,904.3	7,478.1	22,397.5	8,134.3	4,494.9	5,186.7	27,679.8	1,820.3	150.3	229.2	1,337.9	8,103.3	5,108.3	666.5	604.7	20,512.5
서울	253.3	1.1	0.0	80.1	0.0	5.3	0.5	0.0	0.0	0.5	0.2	6.5	1.9	112.0	45.2	0.0
부산	2,293.2	510.9	76.8	243.3	63.8	609.3	119.7	1.2	0.1	14.6	36.4	64.1	44.4	57.1	243.8	207.7
대구	1,222.9	49.8	173.7	127.2	38.1	286.0	0.7	12.9	0.0	10.3	2.0	115.1	2.1	13.1	0.8	391.1
인천	7,692.5	1,186.5	2,677.2	64.6	114.9	663.4	409.6	187.9	2.8	19.9	26.1	61.5	28.7	38.6	80.3	2,130.5
광주	394.9	13.5	0.0	62.9	20.0	61.5	0.0	0.3	0.0	1.5	10.8	25.5	3.5	0.5	0.0	194.9
대전	507.6	4.2	0.0	345.1	18.7	33.0	0.8	0.5	0.0	1.0	6.1	26.8	3.5	17.3	4.7	45.9
울산	3,559.5	184.6	130.4	252.6	312.1	340.9	540.2	975.3	61.2	30.9	24.2	221.5	152.4	32.1	0.0	301.1
세종	279.4	0.3	0.0	123.0	4.5	54.4	0.2	1.8	0.0	1.0	17.1	60.1	3.6	0.0	0.0	13.4
경기	6,909.3	152.8	224.8	1,259.2	89.7	917.2	53.8	72.0	4.0	58.4	156.3	2,114.1	617.0	58.6	73.0	1,058.4
강원	4491.6	1178.7	2724.2	16.8	160.4	75.2	0.0	34.9	0.0	1.0	42.4	8.6	145.3	7.2	4.2	92.7
충북	1693.9	453.2	2.1	272.7	39.8	60.4	3.1	5.6	0.0	11.3	61.9	316.7	101.2	3.2	62.4	300.3
충남	29,343.3	56.0	8,268.5	3,945.2	239.2	173.6	14,097.0	6.6	21.2	25.6	159.2	1,375.4	350.6	113.8	11.4	500.0
전북	2,428.8	92.3	468.6	527.7	62.4	133.7	40.3	6.3	2.5	2.2	78.4	497.3	199.8	44.0	5.4	267.9
전남	20,491.5	282.0	1,137.1	193.9	2,109.3	41.2	1,281.5	344.4	54.7	28.6	448.8	216.0	2,360.1	8.3	21.4	11,964.2
경북	21,278.5	1,881.2	209.9	282.4	1,049.3	1,111.4	11,120.1	134.1	0.3	6.8	202.5	2,306.7	786.4	48.5	32.9	2,106.0
경남	10,940.0	1,430.8	6,304.2	326.2	171.5	620.2	12.3	29.2	3.5	11.4	65.5	684.0	302.3	112.2	19.2	847.5
제주	124.1	0.2	0.0	11.4	1.2	0.0	0.0	7.3	0.0	4.2	0.0	3.4	5.5	0.0	0.0	90.9

2. 폐기물 발생 및 처리현황

다. 사업장배출시설계폐기물

(단위:톤/일)

시도	발생량 및 처리현황		총계	가 연 성													
				소계	폐지류	폐목재류	폐합성고분자화합물				유기성오니류				동식물성잔재물	폐식용유	기타
							폐섬유류	폐합성 수지	폐합성 고무	폐피혁	폐수처리 오니	공정오니	정수 처리오니	하수 처리오니			
총계	발 생 량		149,815.1	35,910.8	127.7	2,989.9	226.5	9,156.7	381.7	38.0	9,335.8	1,280.8	130.4	6,090.9	3,368.8	31.4	2,752.2
	처리방법	매 립	24,628.5	3,796.5	0.0	0.2	9.4	191.2	2.6	0.2	893.5	198.6	7.3	1,440.9	153.8	0.0	898.8
		소 각	9,339.5	9,003.9	6.9	140.5	66.9	3,177.2	70.3	0.4	2,555.6	273.8	0.7	1,987.1	231.5	0.0	493.0
		재 활 용	113,238.5	20,683.9	120.8	2,839.7	150.2	5,783.3	308.5	37.4	3,549.5	756.8	122.4	2,652.7	2,971.8	31.4	1,359.4
		해역배출	2,608.6	2,426.5	0.0	9.5	0.0	5.0	0.3	0.0	2,337.2	51.6	0.0	10.2	11.7	0.0	1.0
서울	발 생 량		1,153.7	900.4	0.2	26.8	0.2	129.8	0.3	0.0	11.7	0.1	0.0	463.6	46.6	0.2	220.9
	처리방법	매 립	440.3	353.3	0.0	0.0	0.0	0.0	0.0	0.0	7.6	0.1	0.0	342.0	0.0	0.0	3.6
		소 각	181.9	178.3	0.0	0.9	0.1	47.3	0.3	0.0	1.2	0.0	0.0	121.6	0.0	0.0	6.9
		재 활 용	531.5	368.8	0.2	25.9	0.1	82.5	0.0	0.0	2.9	0.0	0.0	0.0	46.6	0.2	210.4
		해역배출	0.0	0.0	0.0	0.0	0.0	0.0	0.0	0.0	0.0	0.0	0.0	0.0	0.0	0.0	0.0
부산	발 생 량		3,271.7	978.5	13.0	81.8	6.4	273.2	11.2	6.4	130.4	162.6	0.0	164.7	101.5	0.5	26.8
	처리방법	매 립	809.4	264.8	0.0	0.0	0.0	13.3	0.0	0.0	73.4	2.2	0.0	164.7	5.3	0.0	5.9
		소 각	74.4	74.3	0.1	2.1	4.1	55.8	3.3	0.1	3.9	0.1	0.0	0.0	2.1	0.0	2.7
		재 활 용	2,368.7	623.7	12.9	79.7	2.3	204.1	7.9	6.3	37.5	160.3	0.0	0.0	94.0	0.5	18.2
		해역배출	19.2	15.7	0.0	0.0	0.0	0.0	0.0	0.0	15.6	0.0	0.0	0.0	0.1	0.0	0.0
대구	발 생 량		2,521.4	1,298.5	0.3	21.6	11.0	153.6	31.3	0.0	528.6	220.8	68.1	175.3	24.9	0.0	63.0
	처리방법	매 립	793.4	179.8	0.0	0.0	0.0	6.3	2.2	0.0	73.9	54.8	0.0	7.3	3.5	0.0	31.8
		소 각	24.7	24.3	0.0	0.3	0.3	5.7	0.1	0.0	0.0	0.0	0.0	0.0	0.8	0.0	17.1
		재 활 용	1,579.7	983.9	0.3	21.3	10.7	141.6	29.0	0.0	346.0	164.2	68.1	168.0	20.6	0.0	14.1
		해역배출	123.6	110.5	0.0	0.0	0.0	0.0	0.0	0.0	108.7	1.8	0.0	0.0	0.0	0.0	0.0
인천	발 생 량		8,992.2	1,299.7	1.9	186.1	1.7	449.8	2.6	0.0	196.1	89.4	0.0	130.9	96.5	0.4	144.3
	처리방법	매 립	3,412.7	370.1	0.0	0.0	0.0	109.2	0.0	0.0	35.4	0.2	0.0	106.2	0.1	0.0	119.0
		소 각	250.9	247.6	1.5	11.2	1.4	120.3	0.6	0.0	7.4	46.0	0.0	14.1	27.8	0.0	17.3
		재 활 용	5,224.1	582.1	0.4	174.9	0.3	218.8	2.0	0.0	70.4	28.5	0.0	10.6	68.6	0.4	7.2
		해역배출	104.5	99.9	0.0	0.0	0.0	1.5	0.0	0.0	82.9	14.7	0.0	0.0	0.0	0.0	0.8
광주	발 생 량		755.6	360.7	20.8	11.4	8.7	71.9	16.8	0.0	36.5	54.4	16.1	95.9	10.2	0.0	18.0
	처리방법	매 립	205.7	11.3	0.0	0.0	0.0	2.4	0.0	0.0	4.5	2.9	0.7	0.2	0.1	0.0	0.5
		소 각	40.5	40.3	0.0	0.3	3.9	33.2	0.6	0.0	0.0	0.0	0.0	0.7	0.2	0.0	1.4
		재 활 용	503.4	303.1	20.8	11.1	4.8	36.3	16.2	0.0	26.0	51.5	15.4	95.0	9.9	0.0	16.1
		해역배출	6.0	6.0	0.0	0.0	0.0	0.0	0.0	0.0	6.0	0.0	0.0	0.0	0.0	0.0	0.0
대전	발 생 량		1,753.0	1,245.4	0.0	38.1	1.3	275.8	20.9	0.9	501.5	22.7	0.0	262.0	58.4	0.1	63.7
	처리방법	매 립	369.7	103.7	0.0	0.0	0.0	0.0	0.0	0.0	47.1	0.0	0.0	31.9	0.0	0.0	24.7
		소 각	654.9	653.4	0.0	34.6	1.3	215.3	9.7	0.0	388.1	0.0	0.0	0.0	0.3	0.0	4.1
		재 활 용	727.8	487.7	0.0	3.5	0.0	60.5	11.2	0.9	65.8	22.6	0.0	230.1	58.1	0.1	34.9
		해역배출	0.6	0.6	0.0	0.0	0.0	0.0	0.0	0.0	0.5	0.1	0.0	0.0	0.0	0.0	0.0

시도	발생량 및 처리현황		불 연 성															
			소계	광재류	연소재	소각재	분진류	폐주물사 모래류	폐금속류	폐석회 석고류	폐촉매	폐흡착재 폐흡수재	유리· 도자기편류	무기성오니류				기타
														폐수처리 오니	공정오니	정수처리 오니	하수처리 오니	
총계	발 생 량		113,904.3	7,478.1	22,397.5	8,134.3	4,494.9	5,186.7	27,679.8	1,820.3	150.3	229.2	1,337.9	8,103.3	5,108.3	666.5	604.7	20,512.5
	처리방법	매 립	20,832.0	1,205.5	4,086.9	4,902.0	930.5	1,392.3	149.2	261.5	35.7	97.9	185.6	2,038.1	809.7	187.2	256.1	4,293.8
		소 각	335.6	0.2	8.8	108.3	1.6	3.7	2.4	0.0	0.3	4.1	1.1	160.3	18.8	0.0	1.9	24.1
		재 활 용	92,554.6	6,272.4	18,301.8	3,124.0	3,562.8	3,790.7	27,528.2	1,558.6	114.3	127.2	1,151.2	5,758.6	4,251.4	479.3	346.7	16,187.4
		해역배출	182.1	0.0	0.0	0.0	0.0	0.0	0.0	0.2	0.0	0.0	0.0	146.3	28.4	0.0	0.0	7.2
서울	발 생 량		253.3	1.1	0.0	80.1	0.0	5.3	0.5	0.0	0.0	0.5	0.2	6.5	1.9	112.0	45.2	0.0
	처리방법	매 립	87.0	0.0	0.0	80.1	0.0	0.0	0.0	0.0	0.0	0.1	0.2	6.5	0.1	0.0	0.0	0.0
		소 각	3.6	0.0	0.0	0.0	0.0	3.1	0.5	0.0	0.0	0.0	0.0	0.0	0.0	0.0	0.0	0.0
		재 활 용	162.7	1.1	0.0	0.0	0.0	2.2	0.0	0.0	0.0	0.4	0.0	0.0	1.8	112.0	45.2	0.0
		해역배출	0.0	0.0	0.0	0.0	0.0	0.0	0.0	0.0	0.0	0.0	0.0	0.0	0.0	0.0	0.0	0.0
부산	발 생 량		2,293.2	510.9	76.8	243.3	63.8	609.3	119.7	1.2	0.1	14.6	36.4	64.1	44.4	57.1	243.8	207.7
	처리방법	매 립	544.6	1.6	76.7	208.8	7.5	13.9	0.0	0.1	0.0	13.8	27.9	43.9	8.4	22.9	103.4	15.7
		소 각	0.1	0.0	0.0	0.0	0.0	0.0	0.0	0.0	0.0	0.0	0.0	0.1	0.0	0.0	0.0	0.0
		재 활 용	1,745.0	509.3	0.1	34.5	56.3	595.4	119.7	1.1	0.1	0.8	8.5	16.6	36.0	34.2	140.4	192.0
		해역배출	3.5	0.0	0.0	0.0	0.0	0.0	0.0	0.0	0.0	0.0	0.0	3.5	0.0	0.0	0.0	0.0
대구	발 생 량		1,222.9	49.8	173.7	127.2	38.1	286.0	0.7	12.9	0.0	10.3	2.0	115.1	2.1	13.1	0.8	391.1
	처리방법	매 립	613.6	7.5	1.6	112.8	19.9	54.5	0.7	0.6	0.0	0.9	0.3	84.0	2.1	1.8	0.8	326.1
		소 각	0.4	0.0	0.0	0.0	0.0	0.0	0.0	0.0	0.0	0.2	0.0	0.0	0.0	0.0	0.0	0.2
		재 활 용	595.8	42.3	172.1	14.4	18.2	231.5	0.0	12.3	0.0	9.2	1.7	18.5	0.0	11.3	0.0	64.3
		해역배출	13.1	0.0	0.0	0.0	0.0	0.0	0.0	0.0	0.0	0.0	0.0	12.6	0.0	0.0	0.0	0.5
인천	발 생 량		7,692.5	1,186.5	2,677.2	64.6	114.9	663.4	409.6	187.9	2.8	19.9	26.1	61.5	28.7	38.6	80.3	2,130.5
	처리방법	매 립	3,042.6	0.6	1,361.1	54.6	95.2	313.8	0.0	55.9	0.6	3.7	3.1	21.0	11.6	38.5	75.0	1,007.9
		소 각	3.3	0.0	0.0	0.0	0.0	0.0	0.0	0.0	0.0	0.2	0.0	0.1	1.1	0.0	0.0	1.9
		재 활 용	4,642.0	1,185.9	1,316.1	10.0	19.7	349.6	409.6	132.0	2.2	16.0	23.0	35.8	16.0	0.1	5.3	1,120.7
		해역배출	4.6	0.0	0.0	0.0	0.0	0.0	0.0	0.0	0.0	0.0	0.0	4.6	0.0	0.0	0.0	0.0
광주	발 생 량		394.9	13.5	0.0	62.9	20.0	61.5	0.0	0.3	0.0	1.5	10.8	25.5	3.5	0.5	0.0	194.9
	처리방법	매 립	194.4	0.0	0.0	62.9	3.7	1.9	0.0	0.3	0.0	0.6	1.7	25.5	3.5	0.0	0.0	94.3
		소 각	0.2	0.0	0.0	0.0	0.0	0.0	0.0	0.0	0.0	0.0	0.0	0.0	0.0	0.0	0.0	0.2
		재 활 용	200.3	13.5	0.0	0.0	16.3	59.6	0.0	0.0	0.0	0.9	9.1	0.0	0.0	0.5	0.0	100.4
		해역배출	0.0	0.0	0.0	0.0	0.0	0.0	0.0	0.0	0.0	0.0	0.0	0.0	0.0	0.0	0.0	0.0
대전	발 생 량		507.6	4.2	0.0	345.1	18.7	33.0	0.8	0.5	0.0	1.0	6.1	26.8	3.5	17.3	4.7	45.9
	처리방법	매 립	266.0	0.9	0.0	162.0	12.6	11.3	0.0	0.5	0.0	0.5	1.7	26.3	1.2	17.3	4.5	27.2
		소 각	1.5	0.0	0.0	0.0	0.0	0.0	0.0	0.0	0.0	0.0	0.0	0.1	1.3	0.0	0.0	0.1
		재 활 용	240.1	3.3	0.0	183.1	6.1	21.7	0.8	0.0	0.0	0.5	4.4	0.4	1.0	0.0	0.2	18.6
		해역배출	0.0	0.0	0.0	0.0	0.0	0.0	0.0	0.0	0.0	0.0	0.0	0.0	0.0	0.0	0.0	0.0

(단위:톤/일)

시도	발생량 및 처리현황		총계	가 연 성														
				소계	폐지류	폐목재류	폐합성고분자화합물				유기성오니류				동식물성잔재물	폐식용유	기타
							폐섬유류	폐합성 수지	폐합성 고무	폐피혁	폐수처리 오니	공정오니	정수 처리오니	하수 처리오니			
울산	발 생 량		5,482.2	1,922.7	6.8	216.5	37.9	378.2	16.0	0.0	812.9	85.8	0.0	181.8	34.3	5.7	146.8
	처리방법	매 립	1,104.7	150.5	0.0	0.0	2.1	0.2	0.0	0.0	86.4	50.6	0.0	0.0	5.7	0.0	5.5
		소 각	488.5	487.8	0.4	0.7	20.8	135.8	9.9	0.0	5.6	8.9	0.0	181.8	0.5	0.0	123.4
		재 활 용	3,171.6	593.2	6.4	215.8	15.0	242.2	6.1	0.0	30.2	26.3	0.0	0.0	27.6	5.7	17.9
		해역배출	717.4	691.2	0.0	0.0	0.0	0.0	0.0	0.0	690.7	0.0	0.0	0.0	0.5	0.0	0.0
세종	발 생 량		786.5	507.1	0.0	2.3	2.7	233.8	0.3	0.0	229.0	19.5	0.0	17.6	1.9	0.0	0.0
	처리방법	매 립	190.6	48.0	0.0	0.0	0.4	0.0	0.3	0.0	38.7	4.0	0.0	3.0	1.6	0.0	0.0
		소 각	160.1	158.7	0.0	0.0	0.0	149.2	0.0	0.0	9.5	0.0	0.0	0.0	0.0	0.0	0.0
		재 활 용	383.9	248.5	0.0	2.3	2.3	84.6	0.0	0.0	128.9	15.5	0.0	14.6	0.3	0.0	0.0
		해역배출	51.9	51.9	0.0	0.0	0.0	0.0	0.0	0.0	51.9	0.0	0.0	0.0	0.0	0.0	0.0
경기	발 생 량		16,112.3	9,203.0	35.5	296.8	39.3	2,937.8	28.0	3.5	1,495.6	107.6	13.8	2,588.2	726.4	3.4	927.1
	처리방법	매 립	4,230.2	1,513.4	0.0	0.0	1.9	14.3	0.0	0.0	256.9	14.5	6.1	522.1	50.8	0.0	646.8
		소 각	2,460.0	2,282.4	2.2	33.7	13.1	748.7	6.7	0.3	26.7	12.6	0.4	1,295.8	28.3	0.0	113.9
		재 활 용	8,811.3	4,888.3	33.3	263.1	24.3	2,174.8	21.3	3.2	699.9	73.7	7.3	770.3	647.3	3.4	166.4
		해역배출	610.8	518.9	0.0	0.0	0.0	0.0	0.0	0.0	512.1	6.8	0.0	0.0	0.0	0.0	0.0
강원	발 생 량		5,144.3	652.7	7.0	41.5	1.6	194.9	2.6	0.1	132.5	48.1	0.9	137.1	47.9	0.3	38.2
	처리방법	매 립	291.0	63.1	0.0	0.0	0.6	12.9	0.0	0.0	22.9	5.5	0.3	6.5	13.5	0.0	0.9
		소 각	30.5	28.9	0.2	0.6	0.2	10.5	1.2	0.0	1.8	0.0	0.0	13.8	0.0	0.0	0.6
		재 활 용	4,777.8	515.7	6.8	40.9	0.8	171.0	1.4	0.1	63.3	42.6	0.6	116.8	34.4	0.3	36.7
		해역배출	45.0	45.0	0.0	0.0	0.0	0.5	0.0	0.0	44.5	0.0	0.0	0.0	0.0	0.0	0.0
충북	발 생 량		6,988.2	5294.3	1.8	1464.6	4.6	961.7	25.0	0.0	1202.4	51.2	0.0	372.6	555.0	1.1	654.3
	처리방법	매 립	609.0	103.5	0.0	0.0	0.0	2.5	0.1	0.0	43.5	14.4	0.0	15.2	15.0	0.0	12.8
		소 각	1,274.1	1252.3	0.0	11.5	1.7	310.9	8.4	0.0	695.8	0.5	0.0	160.1	56.8	0.0	6.6
		재 활 용	5,065.0	3898.4	1.8	1453.1	2.9	648.3	16.5	0.0	423.3	36.0	0.0	197.3	483.2	1.1	634.9
		해역배출	40.1	40.1	0.0	0.0	0.0	0.0	0.0	0.0	39.8	0.3	0.0	0.0	0.0	0.0	0.0
충남	발 생 량		31,491.4	2,148.1	16.2	47.0	15.8	618.7	92.8	2.7	743.9	25.1	12.9	264.3	275.8	2.2	30.7
	처리방법	매 립	4,695.2	48.5	0.0	0.0	2.0	3.2	0.0	0.0	18.0	5.8	0.0	9.5	7.5	0.0	2.5
		소 각	494.6	492.1	0.0	4.3	2.8	361.7	20.3	0.0	54.0	2.1	0.0	25.8	12.6	0.0	8.5
		재 활 용	26,212.1	1,525.5	16.2	42.7	11.0	253.8	72.5	2.7	591.0	16.1	12.9	229.0	255.7	2.2	19.7
		해역배출	89.5	82.0	0.0	0.0	0.0	0.0	0.0	0.0	80.9	1.1	0.0	0.0	0.0	0.0	0.0
전북	발 생 량		6,007.7	3,578.9	0.7	101.8	2.3	543.5	1.0	12.6	2,095.2	59.7	1.8	256.4	443.9	0.1	59.9
	처리방법	매 립	785.6	49.6	0.0	0.1	0.0	2.6	0.0	0.0	17.0	9.5	0.0	1.1	0.2	0.0	19.1
		소 각	1,599.1	1,588.5	0.7	5.1	1.9	315.7	0.5	0.0	1,235.9	0.2	0.3	7.2	6.3	0.0	14.7
		재 활 용	3,320.2	1,663.9	0.0	87.1	0.4	225.2	0.5	12.6	581.2	48.1	1.5	243.7	437.4	0.1	26.1
		해역배출	302.8	276.9	0.0	9.5	0.0	0.0	0.0	0.0	261.1	1.9	0.0	4.4	0.0	0.0	0.0

시도	발생량 및 처리현황		물 연 성															
			소계	광재류	연소재	소각재	분진류	폐주물사 모래류	폐금속류	폐석회 석고류	폐촉매	폐흡착재 폐흡수재	유리· 도자기편류	무기성오니류				기타
														폐수처리 오니	공정오니	정수처리 오니	하수처리 오니	
울산	발 생 량		3,559.5	184.6	130.4	252.6	312.1	340.9	540.2	975.3	61.2	30.9	24.2	221.5	152.4	32.1	0.0	301.1
	처리방법	매 립	954.2	25.2	0.6	240.4	40.2	73.0	0.0	218.8	20.0	22.2	1.1	177.9	42.3	14.5	0.0	78.0
		소 각	0.7	0.0	0.0	0.0	0.0	0.0	0.0	0.0	0.0	0.1	0.0	0.0	0.6	0.0	0.0	0.0
		재 활 용	2,578.4	159.4	129.8	12.2	271.9	267.9	540.2	756.5	41.2	8.6	23.1	42.0	84.9	17.6	0.0	223.1
		해역배출	26.2	0.0	0.0	0.0	0.0	0.0	0.0	0.0	0.0	0.0	0.0	1.6	24.6	0.0	0.0	0.0
세종	발 생 량		279.4	0.3	0.0	123.0	4.5	54.4	0.2	1.8	0.0	1.0	17.1	60.1	3.6	0.0	0.0	13.4
	처리방법	매 립	142.6	0.0	0.0	52.2	1.6	54.4	0.0	1.8	0.0	0.6	10.7	20.2	1.1	0.0	0.0	0.0
		소 각	1.4	0.0	0.0	0.0	0.0	0.0	0.0	0.0	0.0	0.1	0.0	0.0	0.2	0.0	0.0	1.1
		재 활 용	135.4	0.3	0.0	70.8	2.9	0.0	0.2	0.0	0.0	0.3	6.4	39.9	2.3	0.0	0.0	12.3
		해역배출	0.0	0.0	0.0	0.0	0.0	0.0	0.0	0.0	0.0	0.0	0.0	0.0	0.0	0.0	0.0	0.0
경기	발 생 량		6,909.3	152.8	224.8	1,259.2	89.7	917.2	53.8	72.0	4.0	58.4	156.3	2,114.1	617.0	58.6	73.0	1,058.4
	처리방법	매 립	2,716.8	40.6	50.0	997.7	72.7	316.5	0.2	5.6	0.1	9.4	54.0	337.3	203.9	5.4	36.9	586.5
		소 각	177.6	0.0	8.7	108.3	1.3	0.0	0.0	0.0	0.0	2.5	0.4	47.9	3.7	0.0	1.4	3.4
		재 활 용	3,923.0	112.2	166.1	153.2	15.7	600.7	53.6	66.4	3.9	46.5	101.9	1,637.2	409.2	53.2	34.7	468.5
		해역배출	91.9	0.0	0.0	0.0	0.0	0.0	0.0	0.0	0.0	0.0	0.0	91.7	0.2	0.0	0.0	0.0
강원	발 생 량		4491.6	1178.7	2724.2	16.8	160.4	75.2	0.0	34.9	0.0	1.0	42.4	8.6	145.3	7.2	4.2	92.7
	처리방법	매 립	227.9	10.8	8.0	16.8	109.0	32.7	0.0	27.4	0.0	0.4	0.0	2.6	8.9	0.4	0.1	10.8
		소 각	1.6	0.0	0.0	0.0	0.0	0.0	0.0	0.0	0.0	0.0	0.0	1.6	0.0	0.0	0.0	0.0
		재 활 용	4262.1	1167.9	2716.2	0.0	51.4	42.5	0.0	7.5	0.0	0.6	42.4	4.4	136.4	6.8	4.1	81.9
		해역배출	0.0	0.0	0.0	0.0	0.0	0.0	0.0	0.0	0.0	0.0	0.0	0.0	0.0	0.0	0.0	0.0
충북	발 생 량		1693.9	453.2	2.1	272.7	39.8	60.4	3.1	5.6	0.0	11.3	61.9	316.7	101.2	3.2	62.4	300.3
	처리방법	매 립	505.5	19.8	2.1	205.9	17.7	22.5	0.0	0.5	0.0	1.2	3.4	157.3	41.9	0.2	7.8	25.2
		소 각	21.8	0.0	0.0	0.0	0.0	0.0	1.7	0.0	0.0	0.2	0.0	4.8	0.2	0.0	0.1	14.8
		재 활 용	1166.6	433.4	0.0	66.8	22.1	37.9	1.4	5.1	0.0	9.9	58.5	154.6	59.1	3.0	54.5	260.3
		해역배출	0.0	0.0	0.0	0.0	0.0	0.0	0.0	0.0	0.0	0.0	0.0	0.0	0.0	0.0	0.0	0.0
충남	발 생 량		29,343.3	56.0	8,268.5	3,945.2	239.2	173.6	14,097.0	6.6	21.2	25.6	159.2	1,375.4	350.6	113.8	11.4	500.0
	처리방법	매 립	4,646.7	6.8	2,570.9	1,505.2	43.6	72.6	52.5	1.8	3.1	8.2	10.9	111.8	28.7	72.7	6.4	151.5
		소 각	2.5	0.0	0.0	0.0	0.0	0.0	0.0	0.0	0.0	0.7	0.0	0.3	1.0	0.0	0.4	0.1
		재 활 용	24,686.6	49.2	5,697.6	2,440.0	195.6	101.0	14,044.5	4.8	18.1	16.7	148.3	1,259.4	317.3	41.1	4.6	348.4
		해역배출	7.5	0.0	0.0	0.0	0.0	0.0	0.0	0.0	0.0	0.0	0.0	3.9	3.6	0.0	0.0	0.0
전북	발 생 량		2,428.8	92.3	468.6	527.7	62.4	133.7	40.3	6.3	2.5	2.2	78.4	497.3	199.8	44.0	5.4	267.9
	처리방법	매 립	736.0	6.7	25.0	444.8	37.7	48.0	0.0	0.0	0.0	0.3	15.9	34.7	78.8	0.7	0.0	43.4
		소 각	10.6	0.0	0.0	0.0	0.1	0.6	0.2	0.0	0.0	0.1	0.1	1.1	8.3	0.0	0.0	0.1
		재 활 용	1,656.3	85.6	443.6	82.9	24.6	85.1	40.1	6.3	2.5	1.8	62.4	442.3	112.7	43.3	5.4	217.7
		해역배출	25.9	0.0	0.0	0.0	0.0	0.0	0.0	0.0	0.0	0.0	0.0	19.2	0.0	0.0	0.0	6.7

(단위:톤/일)

시도	발생량 및 처리현황		총계	가 연 성														
				소계	폐지류	폐목재류	폐합성고분자화합물				유기성오니류				동식물성잔재물	폐식용유	기타
							폐섬유류	폐합성 수지	폐합성 고무	폐피혁	폐수처리 오니	공정오니	정수 처리오니	하수 처리오니			
전남	발 생 량		21,850.7	1,359.2	6.0	104.1	33.0	349.4	34.1	0.2	281.1	250.3	0.2	125.7	147.5	15.4	12.2
	처리방법	매 립	620.3	64.4	0.0	0.1	0.5	5.5	0.0	0.2	19.9	16.8	0.2	11.8	3.9	0.0	5.5
		소 각	474.0	435.6	1.2	1.8	8.5	92.2	2.0	0.0	116.9	203.3	0.0	7.1	0.0	0.0	2.6
		재 활 용	20,672.7	775.9	4.8	102.2	24.0	251.7	32.1	0.0	67.8	27.0	0.0	103.2	143.6	15.4	4.1
		해역배출	83.7	83.3	0.0	0.0	0.0	0.0	0.0	0.0	76.5	3.2	0.0	3.6	0.0	0.0	0.0
경북	발 생 량		23,658.0	2,379.5	6.3	170.9	40.2	773.0	36.8	11.6	497.4	36.0	0.0	476.1	200.2	1.1	129.9
	처리방법	매 립	4,564.0	377.7	0.0	0.0	0.5	16.5	0.0	0.0	130.5	9.2	0.0	181.2	26.5	0.0	13.3
		소 각	581.0	509.7	0.1	13.7	5.6	262.9	2.9	0.0	1.1	0.1	0.0	127.5	9.8	0.0	86.0
		재 활 용	18,303.8	1,284.0	6.2	157.2	34.1	490.6	33.9	11.6	178.4	14.5	0.0	165.2	160.7	1.1	30.5
		해역배출	209.2	208.1	0.0	0.0	0.0	3.0	0.0	0.0	187.4	12.2	0.0	2.2	3.2	0.0	0.1
경남	발 생 량		13,640.4	2,700.4	11.2	178.3	19.8	805.5	58.0	0.0	429.5	46.0	16.6	375.4	558.6	0.9	200.6
	처리방법	매 립	1,419.5	80.8	0.0	0.0	1.4	1.8	0.0	0.0	17.8	6.6	0.0	38.2	10.3	0.0	4.7
		소 각	550.3	549.7	0.5	19.7	1.2	312.0	3.8	0.0	7.7	0.0	0.0	31.6	86.0	0.0	87.2
		재 활 용	11,471.8	1,879.0	10.7	158.6	17.2	491.7	53.9	0.0	225.4	29.9	16.6	305.6	459.9	0.9	108.6
		해역배출	198.8	190.9	0.0	0.0	0.0	0.0	0.3	0.0	178.6	9.5	0.0	0.0	2.4	0.0	0.1
제주	발 생 량		205.8	81.7	0.0	0.3	0.0	6.1	4.0	0.0	11.5	1.5	0.0	3.3	39.2	0.0	15.8
	처리방법	매 립	87.2	14.0	0.0	0.0	0.0	0.5	0.0	0.0	0.0	1.5	0.0	0.0	9.8	0.0	2.2
		소 각	0.0	0.0	0.0	0.0	0.0	0.0	0.0	0.0	0.0	0.0	0.0	0.0	0.0	0.0	0.0
		재 활 용	113.1	62.2	0.0	0.3	0.0	5.6	4.0	0.0	11.5	0.0	0.0	3.3	23.9	0.0	13.6
		해역배출	5.5	5.5	0.0	0.0	0.0	0.0	0.0	0.0	0.0	0.0	0.0	0.0	5.5	0.0	0.0

시도	발생량 및 처리현황		물 연 성															
			소계	광재류	연소재	소각재	분진류	폐주물사 모래류	폐금속류	폐석회 석고류	폐촉매	폐흡착재 폐흡수재	유리· 도자기편류	무기성오니류				기타
														폐수처리 오니	공정오니	정수처리 오니	하수처리 오니	
전남	발 생 량		20,491.5	282.0	1,137.1	193.9	2,109.3	41.2	1,281.5	344.4	54.7	28.6	448.8	216.0	2,360.1	8.3	21.4	11,964.2
	처리방법	매 립	555.9	247.7	-21.5	137.9	36.8	24.6	2.3	-140.2	11.3	25.8	1.8	94.9	32.9	6.5	3.0	92.1
		소 각	38.4	0.0	0.0	0.0	0.0	0.0	0.0	0.0	0.3	0.0	0.0	36.9	0.0	0.0	0.0	1.2
		재 활 용	19,896.8	34.3	1,158.6	56.0	2,072.5	16.6	1,279.2	484.6	43.1	2.8	447.0	83.8	2,327.2	1.8	18.4	11,870.9
		해역배출	0.4	0.0	0.0	0.0	0.0	0.0	0.0	0.0	0.0	0.0	0.0	0.4	0.0	0.0	0.0	0.0
경북	발 생 량		21,278.5	1,881.2	209.9	282.4	1,049.3	1,111.4	11,120.1	134.1	0.3	6.8	202.5	2,306.7	786.4	48.5	32.9	2,106.0
	처리방법	매 립	4,186.3	754.0	3.1	282.4	371.4	288.9	93.5	75.6	0.3	2.4	43.8	478.3	174.8	2.1	4.3	1,611.4
		소 각	71.3	0.0	0.1	0.0	0.0	0.0	0.0	0.0	0.0	0.0	0.6	67.2	2.4	0.0	0.0	1.0
		재 활 용	17,019.8	1,127.2	206.7	0.0	677.9	822.5	11,026.6	58.3	0.0	4.4	158.1	1,760.3	609.2	46.4	28.6	493.6
		해역배출	1.1	0.0	0.0	0.0	0.0	0.0	0.0	0.2	0.0	0.0	0.0	0.9	0.0	0.0	0.0	0.0
경남	발 생 량		10,940.0	1,430.8	6,304.2	326.2	171.5	620.2	12.3	29.2	3.5	11.4	65.5	684.0	302.3	112.2	19.2	847.5
	처리방법	매 립	1,338.7	83.3	9.3	326.2	59.7	63.7	0.0	12.8	0.3	3.6	9.1	412.5	169.5	4.2	13.9	170.6
		소 각	0.6	0.2	0.0	0.0	0.2	0.0	0.0	0.0	0.0	0.0	0.0	0.2	0.0	0.0	0.0	0.0
		재 활 용	9,592.8	1,347.3	6,294.9	0.0	111.6	556.5	12.3	16.4	3.2	7.8	56.4	263.4	132.8	108.0	5.3	676.9
		해역배출	7.9	0.0	0.0	0.0	0.0	0.0	0.0	0.0	0.0	0.0	0.0	7.9	0.0	0.0	0.0	0.0
제주	발 생 량		124.1	0.2	0.0	11.4	1.2	0.0	0.0	7.3	0.0	4.2	0.0	3.4	5.5	0.0	0.0	90.9
	처리방법	매 립	73.2	0.0	0.0	11.3	1.2	0.0	0.0	0.0	0.0	4.2	0.0	3.4	0.0	0.0	0.0	53.1
		소 각	0.0	0.0	0.0	0.0	0.0	0.0	0.0	0.0	0.0	0.0	0.0	0.0	0.0	0.0	0.0	0.0
		재 활 용	50.9	0.2	0.0	0.1	0.0	0.0	0.0	7.3	0.0	0.0	0.0	0.0	5.5	0.0	0.0	37.8
		해역배출	0.0	0.0	0.0	0.0	0.0	0.0	0.0	0.0	0.0	0.0	0.0	0.0	0.0	0.0	0.0	0.0

2. 폐기물 발생 및 처리현황

라. 건설폐기물

(단위:톤/일)

시도	총계	불 연 성										가 연 성				가연성 · 불연성 혼합			기타
		건설폐재류						건설오니	폐금속류	폐유리	폐타일 및 폐도자기	폐목재	폐합성수지	폐섬유	폐벽지	폐보드류	폐판넬	혼합건설 폐기물	
		폐콘크리트	폐아스팔트 콘크리트	폐벽돌	폐블럭	폐기와	건설 폐토석												
합계	183,537.7	111,653.2	35,397.6	2,262.2	982.5	35.8	5,066.5	1,052.1	0.1	5.5	46.9	703.5	1,695.3	16.6	2.3	195.6	2.8	24,334.1	85.1
서울	24,761.6	14,909.2	2,850.3	233.3	86.9	1.5	1,727.0	39.9	0.0	0.1	6.6	120.0	233.9	1.0	1.1	13.3	0.0	4,537.3	0.2
부산	9,555.6	5,837.9	1,659.9	104.1	76.1	1.0	359.7	416.5	0.0	0.0	1.4	26.6	68.7	0.1	0.0	5.3	0.1	931.6	66.6
대구	5,907.5	4,158.0	674.3	214.7	150.5	1.4	93.8	1.6	0.0	3.2	8.5	40.4	50.3	0.0	0.0	28.4	0.0	481.9	0.5
인천	8,906.5	4,555.8	1,530.1	117.3	30.5	0.0	293.8	120.9	0.0	0.0	0.5	29.4	43.9	0.2	0.0	10.8	0.0	2,173.1	0.2
광주	3,530.9	2,215.3	607.5	61.2	61.9	0.0	43.5	0.4	0.0	0.2	4.6	9.7	20.2	0.6	0.0	16.3	0.1	489.4	0.0
대전	3,424.3	2,005.6	813.3	108.6	65.8	0.9	38.3	4.9	0.0	0.0	0.3	18.5	26.6	0.4	0.2	2.9	0.0	338.0	0.0
울산	5,002.4	3,212.3	1,032.5	44.2	27.9	0.0	425.8	20.3	0.0	0.0	0.9	15.1	66.9	0.5	0.9	4.6	0.0	149.6	0.9
세종	2,397.5	1,450.0	400.9	2.1	0.1	0.0	13.1	2.6	0.0	0.0	0.1	40.9	38.5	0.3	0.0	2.7	0.2	445.7	0.3
경기	41,796.2	21,712.3	8,314.8	491.1	161.9	1.1	995.8	184.8	0.0	0.3	5.0	171.1	406.4	3.1	0.1	13.8	1.0	9,328.3	5.3
강원	8,719.6	5,442.8	2,207.5	167.7	18.0	1.0	5.8	40.0	0.0	0.1	3.9	9.9	29.5	4.0	0.0	14.1	0.0	775.2	0.1
충북	7,575.5	5,126.1	1,760.0	60.8	12.6	1.1	19.9	3.8	0.0	0.0	0.5	12.8	30.1	0.2	0.0	0.4	0.0	547.2	0.0
충남	11,046.7	7,104.8	2,486.1	141.5	20.3	0.6	171.4	72.7	0.1	0.0	9.1	47.9	94.5	2.0	0.0	2.0	0.4	892.1	1.2
전북	9,256.2	6,034.6	2,131.3	135.1	17.4	0.3	123.1	33.0	0.0	0.0	0.0	11.6	62.3	0.5	0.0	0.8	0.1	705.1	1.0
전남	10,021.9	6,728.2	2,087.7	110.3	30.6	1.3	109.2	19.5	0.0	0.1	2.0	57.7	117.1	2.9	0.0	39.0	0.1	715.1	1.1
경북	14,832.3	10,246.6	2,821.5	109.8	76.3	24.0	377.6	77.8	0.0	1.3	1.2	22.7	122.3	0.6	0.0	9.9	0.8	933.9	6.0
경남	14,199.1	9,250.9	3,266.5	146.7	143.9	1.5	268.0	13.3	0.0	0.2	1.8	34.2	283.5	0.2	0.0	9.7	0.0	777.4	1.3
제주	2,603.9	1,662.8	753.4	13.7	1.8	0.1	0.7	0.1	0.0	0.0	0.5	35.0	0.6	0.0	0.0	21.6	0.0	113.2	0.4

2. 폐기물 발생 및 처리현황

라. 건설폐기물

(단위:톤/일)

시도	발생 및 처리방법		총계	불연성										가연성				가연성·불연성 혼합			기타
				건설폐재류						건설오니	폐금속류	폐유리	폐타일 및 폐도자기	폐목재	폐합성수지	폐섬유	폐벽지	폐보드류	폐판넬	혼합건설폐기물	
				폐콘크리트	폐아스팔트콘크리트	폐벽돌	폐블럭	폐기와	건설폐토석												
합계	발생량		183,537.7	111,653.2	35,397.6	2,262.2	982.5	35.8	5,066.5	1,052.1	0.1	5.5	46.9	703.5	1,695.3	16.6	2.3	195.6	2.8	24,334.1	85.1
	처리방법	매 립	3,361.7	1.3	0.0	0.3	3.4	0.2	550.9	96.8	0.0	4.8	14.4	0.1	0.0	9.0	0.0	128.4	0.8	2,473.5	77.8
		소 각	1,247.4	0.0	0.0	0.0	0.0	0.0	0.0	0.0	0.0	0.0	0.0	76.0	1,116.0	6.3	1.4	0.3	0.0	46.6	0.8
		재활용	178,928.6	111,651.9	35,397.6	2,261.9	979.1	35.6	4,515.6	955.3	0.1	0.7	32.5	627.4	579.3	1.3	0.9	66.9	2.0	21,814.0	6.5
서울	발생량		24,761.6	14,909.2	2,850.3	233.3	86.9	1.5	1,727.0	39.9	0.0	0.1	6.6	120.0	233.9	1.0	1.1	13.3	0.0	4,537.3	0.2
	처리방법	매 립	1,442.7	0.3	0.0	0.0	0.0	0.0	15.5	0.0	0.0	0.0	0.0	0.0	0.0	0.0	0.0	6.3	0.0	1,420.6	0.0
		소 각	222.2	0.0	0.0	0.0	0.0	0.0	0.0	0.0	0.0	0.0	0.0	6.3	201.2	1.0	1.1	0.0	0.0	12.6	0.0
		재활용	23,096.7	14,908.9	2,850.3	233.3	86.9	1.5	1,711.5	39.9	0.0	0.1	6.6	113.7	32.7	0.0	0.0	7.0	0.0	3,104.1	0.2
부산	발생량		9,555.6	5,837.9	1,659.9	104.1	76.1	1.0	359.7	416.5	0.0	0.0	1.4	26.6	68.7	0.1	0.0	5.3	0.1	931.6	66.6
	처리방법	매 립	176.1	0.0	0.0	0.0	0.0	0.0	101.8	0.9	0.0	0.0	0.4	0.0	0.0	0.1	0.0	1.3	0.0	5.0	66.6
		소 각	25.1	0.0	0.0	0.0	0.0	0.0	0.0	0.0	0.0	0.0	0.0	4.6	20.4	0.0	0.0	0.0	0.0	0.1	0.0
		재활용	9,354.4	5,837.9	1,659.9	104.1	76.1	1.0	257.9	415.6	0.0	0.0	1.0	22.0	48.3	0.0	0.0	4.0	0.1	926.5	0.0
대구	발생량		5,907.5	4,158.0	674.3	214.7	150.5	1.4	93.8	1.6	0.0	3.2	8.5	40.4	50.3	0.0	0.0	28.4	0.0	481.9	0.5
	처리방법	매 립	52.5	0.0	0.0	0.0	0.0	0.0	13.2	0.0	0.0	3.1	8.5	0.0	0.0	0.0	0.0	26.6	0.0	0.6	0.5
		소 각	35.8	0.0	0.0	0.0	0.0	0.0	0.0	0.0	0.0	0.0	0.0	3.4	32.3	0.0	0.0	0.0	0.0	0.1	0.0
		재활용	5,819.2	4,158.0	674.3	214.7	150.5	1.4	80.6	1.6	0.0	0.1	0.0	37.0	18.0	0.0	0.0	1.8	0.0	481.2	0.0
인천	발생량		8,906.5	4,555.8	1,530.1	117.3	30.5	0.0	293.8	120.9	0.0	0.0	0.5	29.4	43.9	0.2	0.0	10.8	0.0	2,173.1	0.2
	처리방법	매 립	263.3	0.1	0.0	0.0	0.0	0.0	58.5	0.0	0.0	0.0	0.0	0.0	0.0	0.1	0.0	0.6	0.0	203.8	0.2
		소 각	58.3	0.0	0.0	0.0	0.0	0.0	0.0	0.0	0.0	0.0	0.0	3.7	43.6	0.1	0.0	0.0	0.0	10.9	0.0
		재활용	8,584.9	4,555.7	1,530.1	117.3	30.5	0.0	235.3	120.9	0.0	0.0	0.5	25.7	0.3	0.0	0.0	10.2	0.0	1,958.4	0.0
광주	발생량		3,530.9	2,215.3	607.5	61.2	61.9	0.0	43.5	0.4	0.0	0.2	4.6	9.7	20.2	0.6	0.0	16.3	0.1	489.4	0.0
	처리방법	매 립	16.6	0.0	0.0	0.0	0.0	0.0	0.0	0.0	0.0	0.1	0.0	0.0	0.0	0.5	0.0	15.2	0.0	0.8	0.0
		소 각	22.6	0.0	0.0	0.0	0.0	0.0	0.0	0.0	0.0	0.0	0.0	2.6	19.7	0.1	0.0	0.0	0.0	0.2	0.0
		재활용	3,491.7	2,215.3	607.5	61.2	61.9	0.0	43.5	0.4	0.0	0.1	4.6	7.1	0.5	0.0	0.0	1.1	0.1	488.4	0.0
대전	발생량		3,424.3	2,005.6	813.3	108.6	65.8	0.9	38.3	4.9	0.0	0.0	0.3	18.5	26.6	0.4	0.2	2.9	0.0	338.0	0.0
	처리방법	매 립	120.5	0.2	0.0	0.0	0.0	0.0	0.0	0.0	0.0	0.0	0.0	0.0	0.0	0.0	0.0	0.8	0.0	119.5	0.0
		소 각	24.3	0.0	0.0	0.0	0.0	0.0	0.0	0.0	0.0	0.0	0.0	2.8	20.8	0.3	0.2	0.0	0.0	0.2	0.0
		재활용	3,279.5	2,005.4	813.3	108.6	65.8	0.9	38.3	4.9	0.0	0.0	0.3	15.7	5.8	0.1	0.0	2.1	0.0	218.3	0.0
울산	발생량		5,002.4	3,212.3	1,032.5	44.2	27.9	0.0	425.8	20.3	0.0	0.0	0.9	15.1	66.9	0.5	0.9	4.6	0.0	149.6	0.9
	처리방법	매 립	278.6	0.0	0.0	0.0	0.0	0.0	243.6	10.6	0.0	0.0	0.9	0.0	0.0	0.2	0.0	2.2	0.0	20.2	0.9
		소 각	24.0	0.0	0.0	0.0	0.0	0.0	0.0	0.0	0.0	0.0	0.0	0.4	22.1	0.3	0.0	0.1	0.0	1.1	0.0
		재활용	4,699.8	3,212.3	1,032.5	44.2	27.9	0.0	182.2	9.7	0.0	0.0	0.0	14.7	44.8	0.0	0.9	2.3	0.0	128.3	0.0
세종	발생량		2,397.5	1,450.0	400.9	2.1	0.1	0.0	13.1	2.6	0.0	0.0	0.1	40.9	38.5	0.3	0.0	2.7	0.2	445.7	0.3
	처리방법	매 립	1.5	0.0	0.0	0.0	0.0	0.0	0.0	0.0	0.0	0.0	0.0	0.0	0.0	0.1	0.0	1.1	0.0	0.0	0.3
		소 각	34.2	0.0	0.0	0.0	0.0	0.0	0.0	0.0	0.0	0.0	0.0	0.4	33.6	0.2	0.0	0.0	0.0	0.0	0.0
		재활용	2,361.8	1,450.0	400.9	2.1	0.1	0.0	13.1	2.6	0.0	0.0	0.1	40.5	4.9	0.0	0.0	1.6	0.2	445.7	0.0
경기	발생량		41,796.2	21,712.3	8,314.8	491.1	161.9	1.1	995.8	184.8	0.0	0.3	5.0	171.1	406.4	3.1	0.1	13.8	1.0	9,328.3	5.3
	처리방법	매 립	724.5	0.2	0.0	0.0	0.0	0.0	0.1	54.9	0.0	0.2	2.3	0.0	0.0	0.4	0.0	3.0	0.0	663.3	0.1
		소 각	359.6	0.0	0.0	0.0	0.0	0.0	0.0	0.0	0.0	0.0	0.0	35.7	317.2	1.7	0.1	0.0	0.0	4.4	0.5
		재활용	40,712.1	21,712.1	8,314.8	491.1	161.9	1.1	995.7	129.9	0.0	0.1	2.7	135.4	89.2	1.0	0.0	10.8	1.0	8,660.6	4.7

(단위:톤/일)

시도	발생 및 처리방법		총계	불 연 성										가 연 성				가연성·불연성 혼합			기타
				건설폐재류						건설오니	폐금속류	폐유리	폐타일 및 폐도자기	폐목재	폐합성수지	폐섬유	폐벽지	폐보드류	폐판넬	혼합건설 폐기물	
				폐콘크리트	폐아스팔트 콘크리트	폐벽돌	폐블럭	폐기와	건설 폐토석												
강원	발생량		8,719.6	5,442.8	2,207.5	167.7	18.0	1.0	5.8	40.0	0.0	0.1	3.9	9.9	29.5	4.0	0.0	14.1	0.0	775.2	0.1
	처리 방법	매 립	22.1	0.2	0.0	0.0	0.0	0.0	0.0	3.4	0.0	0.0	0.0	0.0	0.0	4.0	0.0	14.0	0.0	0.5	0.0
		소 각	13.4	0.0	0.0	0.0	0.0	0.0	0.0	0.0	0.0	0.0	0.0	1.8	11.5	0.0	0.0	0.0	0.0	0.1	0.0
		재활용	8,684.1	5,442.6	2,207.5	167.7	18.0	1.0	5.8	36.6	0.0	0.1	3.9	8.1	18.0	0.0	0.0	0.1	0.0	774.6	0.1
충북	발생량		7,575.5	5,126.1	1,760.0	60.8	12.6	1.1	19.9	3.8	0.0	0.0	0.5	12.8	30.1	0.2	0.0	0.4	0.0	547.2	0.0
	처리 방법	매 립	0.4	0.0	0.0	0.0	0.0	0.0	0.0	0.4	0.0	0.0	0.0	0.0	0.0	0.0	0.0	0.0	0.0	0.0	0.0
		소 각	24.8	0.0	0.0	0.0	0.0	0.0	0.0	0.0	0.0	0.0	0.0	0.8	23.6	0.2	0.0	0.2	0.0	0.0	0.0
		재활용	7,550.3	5,126.1	1,760.0	60.8	12.6	1.1	19.9	3.4	0.0	0.0	0.5	12.0	6.5	0.0	0.0	0.2	0.0	547.2	0.0
충남	발생량		11,046.7	7,104.8	2,486.1	141.5	20.3	0.6	171.4	72.7	0.1	0.0	9.1	47.9	94.5	2.0	0.0	2.0	0.4	892.1	1.2
	처리 방법	매 립	3.3	0.1	0.0	0.0	0.0	0.0	0.0	0.9	0.0	0.0	0.0	0.0	0.0	0.1	0.0	0.8	0.0	0.2	1.2
		소 각	96.6	0.0	0.0	0.0	0.0	0.0	0.0	0.0	0.0	0.0	0.0	1.0	90.2	1.9	0.0	0.0	0.0	3.5	0.0
		재활용	10,946.8	7,104.7	2,486.1	141.5	20.3	0.6	171.4	71.8	0.1	0.0	9.1	46.9	4.3	0.0	0.0	1.2	0.4	888.4	0.0
전북	발생량		9,256.2	6,034.6	2,131.3	135.1	17.4	0.3	123.1	33.0	0.0	0.0	0.0	11.6	62.3	0.5	0.0	0.8	0.1	705.1	1.0
	처리 방법	매 립	0.2	0.1	0.0	0.0	0.0	0.0	0.0	0.0	0.0	0.0	0.0	0.0	0.0	0.0	0.0	0.1	0.0	0.0	0.0
		소 각	51.3	0.0	0.0	0.0	0.0	0.0	0.0	0.0	0.0	0.0	0.0	0.7	49.9	0.4	0.0	0.0	0.0	0.0	0.3
		재활용	9,204.7	6,034.5	2,131.3	135.1	17.4	0.3	123.1	33.0	0.0	0.0	0.0	10.9	12.4	0.1	0.0	0.7	0.1	705.1	0.7
전남	발생량		10,021.9	6,728.2	2,087.7	110.3	30.6	1.3	109.2	19.5	0.0	0.1	2.0	57.7	117.1	2.9	0.0	39.0	0.1	715.1	1.1
	처리 방법	매 립	62.1	0.0	0.0	0.2	3.4	0.0	3.6	1.1	0.0	0.1	1.4	0.0	0.0	2.9	0.0	38.9	0.0	9.5	1.0
		소 각	79.7	0.0	0.0	0.0	0.0	0.0	0.0	0.0	0.0	0.0	0.0	5.2	62.7	0.0	0.0	0.0	0.0	11.8	0.0
		재활용	9,880.1	6,728.2	2,087.7	110.1	27.2	1.3	105.6	18.4	0.0	0.0	0.6	52.5	54.4	0.0	0.0	0.1	0.1	693.8	0.1
경북	발생량		14,832.3	10,246.6	2,821.5	109.8	76.3	24.0	377.6	77.8	0.0	1.3	1.2	22.7	122.3	0.6	0.0	9.9	0.8	933.9	6.0
	처리 방법	매 립	165.5	0.1	0.0	0.1	0.0	0.2	110.9	24.3	0.0	1.1	0.6	0.0	0.0	0.5	0.0	9.5	0.8	11.9	5.5
		소 각	105.4	0.0	0.0	0.0	0.0	0.0	0.0	0.0	0.0	0.0	0.0	4.2	99.8	0.1	0.0	0.0	0.0	1.3	0.0
		재활용	14,561.4	10,246.5	2,821.5	109.7	76.3	23.8	266.7	53.5	0.0	0.2	0.6	18.5	22.5	0.0	0.0	0.4	0.0	920.7	0.5
경남	발생량		14,199.1	9,250.9	3,266.5	146.7	143.9	1.5	268.0	13.3	0.0	0.2	1.8	34.2	283.5	0.2	0.0	9.7	0.0	777.4	1.3
	처리 방법	매 립	30.7	0.0	0.0	0.0	0.0	0.0	3.7	0.3	0.0	0.2	0.3	0.0	0.0	0.1	0.0	7.7	0.0	17.1	1.3
		소 각	69.6	0.0	0.0	0.0	0.0	0.0	0.0	0.0	0.0	0.0	0.0	1.9	67.4	0.0	0.0	0.0	0.0	0.3	0.0
		재활용	14,098.8	9,250.9	3,266.5	146.7	143.9	1.5	264.3	13.0	0.0	0.0	1.5	32.3	216.1	0.1	0.0	2.0	0.0	760.0	0.0
제주	발생량		2,603.9	1,662.8	753.4	13.7	1.8	0.1	0.7	0.1	0.0	0.0	0.5	35.0	0.6	0.0	0.0	21.6	0.0	113.2	0.4
	처리 방법	매 립	1.1	0.0	0.0	0.0	0.0	0.0	0.0	0.0	0.0	0.0	0.0	0.1	0.0	0.0	0.0	0.3	0.0	0.5	0.2
		소 각	0.5	0.0	0.0	0.0	0.0	0.0	0.0	0.0	0.0	0.0	0.0	0.5	0.0	0.0	0.0	0.0	0.0	0.0	0.0
		재활용	2,602.3	1,662.8	753.4	13.7	1.8	0.1	0.7	0.1	0.0	0.0	0.5	34.4	0.6	0.0	0.0	21.3	0.0	112.7	0.2

3. 폐기물 처리주체별 처리현황

생활폐기물(가정생활폐기물+사업장생활계폐기물)

(단위:톤/일)

시도	총계				자치단체				처리업체				자가처리			
	계	매립	소각	재활용	소계	매립	소각	재활용	소계	매립	소각	재활용	소계	매립	소각	재활용
합계	48,728.2	7,613.5	12,330.8	28,783.9	32,219.8	7,185.3	11,322.6	13,711.9	15,739.7	427.2	1,007.7	14,304.8	768.7	1.0	0.5	767.2
서울	8,559.0	774.1	2,303.5	5,481.4	5,755.9	717.5	2,085.9	2,952.5	2,716.2	56.6	217.6	2,442.0	86.9	0.0	0.0	86.9
부산	3,173.8	232.7	770.9	2,170.2	1,765.8	232.7	770.5	762.6	1,408.0	0.0	0.4	1,407.6	0.0	0.0	0.0	0.0
대구	2,789.7	1,037.0	352.2	1,400.5	2,106.2	1,037.0	352.2	717.0	683.5	0.0	0.0	683.5	0.0	0.0	0.0	0.0
인천	2,412.7	155.8	671.5	1,585.4	1,332.2	153.0	588.2	591.0	1,080.5	2.8	83.3	994.4	0.0	0.0	0.0	0.0
광주	1,327.0	229.9	271.5	825.6	958.6	229.6	242.5	486.5	368.4	0.3	29.0	339.1	0.0	0.0	0.0	0.0
대전	1,473.4	257.0	279.2	937.2	834.5	244.5	257.3	332.7	637.2	12.5	21.9	602.8	1.7	0.0	0.0	1.7
울산	1,234.2	70.7	398.4	765.1	832.2	0.0	384.9	447.3	402.0	70.7	13.5	317.8	0.0	0.0	0.0	0.0
세종	724.2	7.9	34.7	681.6	65.7	3.8	31.4	30.5	63.0	4.1	3.3	55.6	595.5	0.0	0.0	595.5
경기	9,919.2	784.5	3,354.2	5,780.5	6,496.1	613.0	3,106.9	2,776.2	3,420.8	171.5	247.3	3,002.0	2.3	0.0	0.0	2.3
강원	2,100.6	605.8	437.7	1,057.1	1,664.1	603.0	431.0	630.1	433.6	2.8	6.7	424.1	2.9	0.0	0.0	2.9
충북	1,764.1	262.9	465.7	1,035.5	860.8	262.6	411.6	186.6	890.6	0.3	53.6	836.7	12.7	0.0	0.5	12.2
충남	2,582.6	482.1	546.5	1,554.0	1,752.7	465.3	488.3	799.1	821.4	16.8	58.2	746.4	8.5	0.0	0.0	8.5
전북	1,656.3	413.4	294.1	948.8	1,162.5	402.7	260.5	499.3	484.1	9.7	33.6	440.8	9.7	1.0	0.0	8.7
전남	2,046.6	689.6	358.1	998.9	1,399.5	654.7	320.8	424.0	628.0	34.9	37.3	555.8	19.1	0.0	0.0	19.1
경북	2,804.4	684.7	718.4	1,401.3	1,972.9	658.6	536.6	777.7	828.0	26.1	181.8	620.1	3.5	0.0	0.0	3.5
경남	3,176.2	652.0	879.6	1,644.6	2,450.0	633.9	859.4	956.7	720.4	18.1	20.2	682.1	5.8	0.0	0.0	5.8
제주	984.2	273.4	194.6	516.2	810.1	273.4	194.6	342.1	154.0	0.0	0.0	154.0	20.1	0.0	0.0	20.1

3. 폐기물 처리주체별 처리현황

가. 가정생활폐기물

(단위:톤/일)

시도	총계				자치단체				처리업체				자가처리			
	총계	매립	소각	재활용	소계	매립	소각	재활용	소계	매립	소각	재활용	소계	매립	소각	재활용
합계	40,542.7	6,433.2	11,033.2	23,076.3	30,024.4	6,386.6	10,591.9	13,045.9	10,388.2	46.6	441.3	9,900.3	130.1	0.0	0.0	130.1
서울	7,567.7	730.5	2,079.7	4,757.5	5,371.6	683.9	1,893.0	2,794.7	2,109.2	46.6	186.7	1,875.9	86.9	0.0	0.0	86.9
부산	2,648.2	193.5	584.7	1,870.0	1,537.6	193.5	584.7	759.4	1,110.6	0.0	0.0	1,110.6	0.0	0.0	0.0	0.0
대구	2,158.9	640.8	341.0	1,177.1	1,635.1	640.8	341.0	653.3	523.8	0.0	0.0	523.8	0.0	0.0	0.0	0.0
인천	1,608.8	153.0	609.6	846.2	1,331.0	153.0	588.2	589.8	277.8	0.0	21.4	256.4	0.0	0.0	0.0	0.0
광주	1,195.6	201.1	242.5	752.0	930.1	201.1	242.5	486.5	265.5	0.0	0.0	265.5	0.0	0.0	0.0	0.0
대전	1,301.7	204.6	255.1	842.0	786.6	204.6	255.1	326.9	513.4	0.0	0.0	513.4	1.7	0.0	0.0	1.7
울산	1,032.1	0.0	378.8	653.3	782.3	0.0	378.8	403.5	249.8	0.0	0.0	249.8	0.0	0.0	0.0	0.0
세종	70.1	3.8	31.4	34.9	65.7	3.8	31.4	30.5	4.4	0.0	0.0	4.4	0.0	0.0	0.0	0.0
경기	8,141.5	609.8	2,962.0	4,569.7	6,136.1	609.8	2,931.4	2,594.9	2,005.4	0.0	30.6	1,974.8	0.0	0.0	0.0	0.0
강원	1,834.4	494.7	376.1	963.6	1,464.5	494.7	376.1	593.7	367.6	0.0	0.0	367.6	2.3	0.0	0.0	2.3
충북	1,579.0	260.2	432.7	886.1	834.9	260.2	408.6	166.1	733.5	0.0	24.1	709.4	10.6	0.0	0.0	10.6
충남	2,066.8	460.3	495.4	1,111.1	1,699.0	460.3	471.3	767.4	367.8	0.0	24.1	343.7	0.0	0.0	0.0	0.0
전북	1,549.2	392.6	287.9	868.7	1,125.8	392.6	255.7	477.5	420.5	0.0	32.2	388.3	2.9	0.0	0.0	2.9
전남	1,696.8	614.3	324.4	758.1	1,319.9	614.3	310.7	394.9	357.8	0.0	13.7	344.1	19.1	0.0	0.0	19.1
경북	2,389.2	653.2	621.7	1,114.3	1,927.6	653.2	513.2	761.2	460.5	0.0	108.5	352.0	1.1	0.0	0.0	1.1
경남	2,846.5	580.8	830.6	1,435.1	2,322.4	580.8	830.6	911.0	518.6	0.0	0.0	518.6	5.5	0.0	0.0	5.5
제주	856.2	240.0	179.6	436.6	754.2	240.0	179.6	334.6	102.0	0.0	0.0	102.0	0.0	0.0	0.0	0.0

3. 폐기물 처리주체별 처리현황

나. 사업장생활계폐기물

(단위:톤/일)

시도	총계				자치단체				처리업체				자가처리			
	총계	매립	소각	재활용	소계	매립	소각	재활용	소계	매립	소각	재활용	소계	매립	소각	재활용
합계	8,185.5	1,180.3	1,297.6	5,707.6	2,195.4	798.7	730.7	666.0	5,351.5	380.6	566.4	4,404.5	638.6	1.0	0.5	637.1
서울	991.3	43.6	223.8	723.9	384.3	33.6	192.9	157.8	607.0	10.0	30.9	566.1	0.0	0.0	0.0	0.0
부산	525.6	39.2	186.2	300.2	228.2	39.2	185.8	3.2	297.4	0.0	0.4	297.0	0.0	0.0	0.0	0.0
대구	630.8	396.2	11.2	223.4	471.1	396.2	11.2	63.7	159.7	0.0	0.0	159.7	0.0	0.0	0.0	0.0
인천	803.9	2.8	61.9	739.2	1.2	0.0	0.0	1.2	802.7	2.8	61.9	738.0	0.0	0.0	0.0	0.0
광주	131.4	28.8	29.0	73.6	28.5	28.5	0.0	0.0	102.9	0.3	29.0	73.6	0.0	0.0	0.0	0.0
대전	171.7	52.4	24.1	95.2	47.9	39.9	2.2	5.8	123.8	12.5	21.9	89.4	0.0	0.0	0.0	0.0
울산	202.1	70.7	19.6	111.8	49.9	0.0	6.1	43.8	152.2	70.7	13.5	68.0	0.0	0.0	0.0	0.0
세종	654.1	4.1	3.3	646.7	0.0	0.0	0.0	0.0	58.6	4.1	3.3	51.2	595.5	0.0	0.0	595.5
경기	1,777.7	174.7	392.2	1,210.8	360.0	3.2	175.5	181.3	1,415.4	171.5	216.7	1,027.2	2.3	0.0	0.0	2.3
강원	266.2	111.1	61.6	93.5	199.6	108.3	54.9	36.4	66.0	2.8	6.7	56.5	0.6	0.0	0.0	0.6
충북	185.1	2.7	33.0	149.4	25.9	2.4	3.0	20.5	157.1	0.3	29.5	127.3	2.1	0.0	0.5	1.6
충남	515.8	21.8	51.1	442.9	53.7	5.0	17.0	31.7	453.6	16.8	34.1	402.7	8.5	0.0	0.0	8.5
전북	107.1	20.8	6.2	80.1	36.7	10.1	4.8	21.8	63.6	9.7	1.4	52.5	6.8	1.0	0.0	5.8
전남	349.8	75.3	33.7	240.8	79.6	40.4	10.1	29.1	270.2	34.9	23.6	211.7	0.0	0.0	0.0	0.0
경북	415.2	31.5	96.7	287.0	45.3	5.4	23.4	16.5	367.5	26.1	73.3	268.1	2.4	0.0	0.0	2.4
경남	329.7	71.2	49.0	209.5	127.6	53.1	28.8	45.7	201.8	18.1	20.2	163.5	0.3	0.0	0.0	0.3
제주	128.0	33.4	15.0	79.6	55.9	33.4	15.0	7.5	52.0	0.0	0.0	52.0	20.1	0.0	0.0	20.1

3. 폐기물 처리주체별 처리현황

다. 사업장배출시설계폐기물

(단위:톤/일)

시도	총계					자치단체					처리업체					자가처리				
	계	매립	소각	재활용	해역배출	소계	매립	소각	재활용	해역배출	소계	매립	소각	재활용	해역배출	소계	매립	소각	재활용	해역배출
합계	149,815.1	24,628.5	9,339.5	113,238.5	2,608.6	2,276.3	1,592.0	530.4	150.7	3.2	119,890.9	16,989.9	4,083.5	96,212.1	2,605.4	27,647.9	6,046.6	4,725.6	16,875.7	0.0
서울	1,153.7	440.3	181.9	531.5	0.0	0.0	0.0	0.0	0.0	0.0	1,153.7	440.3	181.9	531.5	0.0	0.0	0.0	0.0	0.0	0.0
부산	3,271.7	809.4	74.4	2,368.7	19.2	0.0	0.0	0.0	0.0	0.0	3,269.8	809.4	72.5	2,368.7	19.2	1.9	0.0	1.9	0.0	0.0
대구	2,521.4	793.4	24.7	1,579.7	123.6	292.6	292.6	0.0	0.0	0.0	2,226.7	500.8	24.7	1,577.6	123.6	2.1	0.0	0.0	2.1	0.0
인천	8,992.2	3,412.7	250.9	5,224.1	104.5	16.1	15.9	0.2	0.0	0.0	5,562.3	1,462.6	197.5	3,797.7	104.5	3,413.8	1,934.2	53.2	1,426.4	0.0
광주	755.6	205.7	40.5	503.4	6.0	101.7	101.7	0.0	0.0	0.0	637.7	104.0	35.4	492.3	6.0	16.2	0.0	5.1	11.1	0.0
대전	1,753.0	369.7	654.9	727.8	0.6	84.0	68.9	0.3	14.8	0.0	966.6	206.7	46.7	712.6	0.6	702.4	94.1	607.9	0.4	0.0
울산	5,482.2	1,104.7	488.5	3,171.6	717.4	121.8	4.8	117.0	0.0	0.0	4,917.2	836.4	199.9	3,163.5	717.4	443.2	263.5	171.6	8.1	0.0
세종	786.5	190.6	160.1	383.9	51.9	0.0	0.0	0.0	0.0	0.0	642.3	183.1	24.9	382.4	51.9	144.2	7.5	135.2	1.5	0.0
경기	16,112.3	4,230.2	2,460.0	8,811.3	610.8	613.2	229.9	332.1	48.0	3.2	13,541.9	3,962.3	1,534.5	7,437.5	607.6	1,957.2	38.0	593.4	1,325.8	0.0
강원	5,144.3	291.0	30.5	4,777.8	45.0	145.8	114.0	14.0	17.8	0.0	4,456.7	177.0	16.1	4,218.6	45.0	541.8	0.0	0.4	541.4	0.0
충북	6,988.2	609.0	1,274.1	5,065.0	40.1	5.7	5.7	0.0	0.0	0.0	5,782.6	520.5	233.6	4,988.4	40.1	1,199.9	82.8	1,040.5	76.6	0.0
충남	31,491.4	4,695.2	494.6	26,212.1	89.5	0.0	0.0	0.0	0.0	0.0	15,757.5	969.1	470.5	14,228.4	89.5	15,733.9	3,726.1	24.1	11,983.7	0.0
전북	6,007.7	785.6	1,599.1	3,320.2	302.8	191.0	187.9	0.0	3.1	0.0	4,087.0	584.4	170.7	3,029.1	302.8	1,729.7	13.3	1,428.4	288.0	0.0
전남	21,850.7	620.3	474.0	20,672.7	83.7	130.9	61.4	10.6	58.9	0.0	21,478.6	732.2	183.5	20,479.2	83.7	241.2	-173.3	279.9	134.6	0.0
경북	23,658.0	4,564.0	581.0	18,303.8	209.2	23.1	8.5	11.2	3.4	0.0	23,151.2	4,516.2	393.4	18,032.4	209.2	483.7	39.3	176.4	268.0	0.0
경남	13,640.4	1,419.5	550.3	11,471.8	198.8	463.2	413.5	45.0	4.7	0.0	12,172.7	984.9	297.7	10,691.3	198.8	1,004.5	21.1	207.6	775.8	0.0
제주	205.8	87.2	0.0	113.1	5.5	87.2	87.2	0.0	0.0	0.0	86.4	0.0	0.0	80.9	5.5	32.2	0.0	0.0	32.2	0.0

3. 폐기물 처리주체별 처리현황

라. 건설폐기물

(단위:톤/일)

시도	총계				자치단체처리				처리업체처리				자가처리			
	소계	매립	소각	재활용	소계	매립	소각	재활용	소계	매립	소각	재활용	소계	매립	소각	재활용
합계	183,537.7	3,361.7	1,247.4	178,928.6	2,347.8	2,346.9	0.9	0.0	178,528.2	1,014.6	1,246.1	176,267.5	2,661.7	0.2	0.4	2,661.1
서울	24,761.6	1,442.7	222.2	23,096.7	1,306.6	1,306.5	0.1	0.0	23,454.8	136.2	222.1	23,096.5	0.2	0.0	0.0	0.2
부산	9,555.6	176.1	25.1	9,354.4	0.0	0.0	0.0	0.0	9,436.3	176.1	25.1	9,235.1	119.3	0.0	0.0	119.3
대구	5,907.5	52.5	35.8	5,819.2	0.0	0.0	0.0	0.0	5,891.3	52.5	35.8	5,803.0	16.2	0.0	0.0	16.2
인천	8,906.5	263.3	58.3	8,584.9	261.4	261.4	0.0	0.0	8,645.0	1.9	58.3	8,584.8	0.1	0.0	0.0	0.1
광주	3,530.9	16.6	22.6	3,491.7	0.0	0.0	0.0	0.0	3,530.9	16.6	22.6	3,491.7	0.0	0.0	0.0	0.0
대전	3,424.3	120.5	24.3	3,279.5	119.2	119.2	0.0	0.0	3,305.1	1.3	24.3	3,279.5	0.0	0.0	0.0	0.0
울산	5,002.4	278.6	24.0	4,699.8	0.0	0.0	0.0	0.0	4,988.5	278.6	24.0	4,685.9	13.9	0.0	0.0	13.9
세종	2,397.5	1.5	34.2	2,361.8	0.0	0.0	0.0	0.0	2,397.5	1.5	34.2	2,361.8	0.0	0.0	0.0	0.0
경기	41,796.2	724.5	359.6	40,712.1	654.9	654.7	0.2	0.0	40,907.6	69.6	359.4	40,478.6	233.7	0.2	0.0	233.5
강원	8,719.6	22.1	13.4	8,684.1	4.0	3.9	0.1	0.0	8,618.9	18.2	13.3	8,587.4	96.7	0.0	0.0	96.7
충북	7,575.5	0.4	24.8	7,550.3	0.0	0.0	0.0	0.0	7,219.1	0.4	24.8	7,193.9	356.4	0.0	0.0	356.4
충남	11,046.7	3.3	96.6	10,946.8	0.2	0.2	0.0	0.0	11,000.8	3.1	96.2	10,901.5	45.7	0.0	0.4	45.3
전북	9,256.2	0.2	51.3	9,204.7	0.0	0.0	0.0	0.0	9,238.6	0.2	51.3	9,187.1	17.6	0.0	0.0	17.6
전남	10,021.9	62.1	79.7	9,880.1	0.0	0.0	0.0	0.0	9,817.5	62.1	79.7	9,675.7	204.4	0.0	0.0	204.4
경북	14,832.3	165.5	105.4	14,561.4	0.0	0.0	0.0	0.0	14,717.7	165.5	105.4	14,446.8	114.6	0.0	0.0	114.6
경남	14,199.1	30.7	69.6	14,098.8	0.0	0.0	0.0	0.0	12,756.5	30.7	69.6	12,656.2	1,442.6	0.0	0.0	1,442.6
제주	2,603.9	1.1	0.5	2,602.3	1.5	1.0	0.5	0.0	2,602.1	0.1	0.0	2,602.0	0.3	0.0	0.0	0.3

4. 생활폐기물 관리인원 및 장비현황

가. 인원 및 장비현황

시도	총계				지 방 자 치 단 체				처 리 업 체				자가처리업체			
	인원 (명)	차량 (대)	손수레 (대)	중장비 (대)	인원 (명)	차량 (대)	손수레 (대)	중장비 (대)	인원 (명)	차량 (대)	손수레 (대)	중장비 (대)	인원 (명)	차량 (대)	손수레 (대)	중장비 (대)
합계	34,014	11,445	7,321	545	18,577	4,903	5,154	408	15,425	6,540	2,107	108	12	2	60	29
서울	5,019	1,953	956	64	2,966	967	663	34	2,053	986	293	30	0	0	0	0
부산	3,028	1,030	591	14	1,077	198	87	12	1,939	830	504	2	12	2	0	0
대구	1,343	445	453	5	1,183	360	447	0	160	85	6	5	0	0	0	0
인천	1,416	488	739	25	660	76	546	8	756	412	193	17	0	0	0	0
광주	893	224	213	7	302	46	199	6	591	178	14	1	0	0	0	0
대전	912	205	544	40	553	63	359	1	359	142	125	10	0	0	60	29
울산	667	351	111	4	304	79	105	4	363	272	6	0	0	0	0	0
세종	61	39	22	1	55	33	22	1	6	6	0	0	0	0	0	0
경기	7,668	2,556	1,020	110	3,293	825	784	78	4,375	1,731	236	32	0	0	0	0
강원	1,763	571	368	43	1,306	312	367	43	457	259	1	0	0	0	0	0
충북	1,143	392	268	35	675	204	187	34	468	188	81	1	0	0	0	0
충남	1,391	412	249	42	900	276	188	41	491	136	61	1	0	0	0	0
전북	1,841	557	559	34	837	245	240	31	1,004	312	319	3	0	0	0	0
전남	1,778	475	341	31	1,279	364	301	30	499	111	40	1	0	0	0	0
경북	2,548	670	470	53	1,863	400	410	50	685	270	60	3	0	0	0	0
경남	2,161	922	417	37	942	300	249	35	1,219	622	168	2	0	0	0	0
제주	382	155	0	0	382	155	0	0	0	0	0	0	0	0	0	0

4. 생활폐기물 관리인원 및 장비현황

나. 수집·운반차량 현황

시도	용도	총계	수집·운반 차량 현황 (대)											
			밀폐식 차량 (대)	운반용 압착 ·압축차량(대)	기계식 상차장치 부착차량(대)	수거·교반 차량(대)	발효 차량(대)	탱크 로리(대)	카고 트럭(대)	암롤 트럭(대)	컨테이너 트럭(대)	버켓 로더(대)	덤프 트럭(대)	기타(대)
합계	소계	11,445	1,284	3,423	792	799	0	91	1,422	1,202	15	54	959	1,404
	생활폐기물	9,182	488	2,943	441	540	0	35	1,333	1,155	9	51	939	1,248
	음식물류	2,263	796	480	351	259	0	56	89	47	6	3	20	156
서울	소계	1,953	140	465	159	251	0	3	268	217	13	24	218	195
	생활폐기물	1,600	74	376	59	195	0	1	257	196	7	24	218	193
	음식물류	353	66	89	100	56	0	2	11	21	6	0	0	2
부산	소계	1,030	82	284	88	127	0	8	126	86	1	1	64	163
	생활폐기물	894	21	240	80	110	0	8	125	86	1	1	64	158
	음식물류	136	61	44	8	17	0	0	1	0	0	0	0	5
대구	소계	445	94	148	14	24	0	0	39	11	0	0	1	114
	생활폐기물	299	2	132	0	16	0	0	38	11	0	0	1	99
	음식물류	146	92	16	14	8	0	0	1	0	0	0	0	15
인천	소계	488	50	149	17	18	0	0	55	81	0	9	28	81
	생활폐기물	364	2	116	3	5	0	0	45	80	0	9	28	76
	음식물류	124	48	33	14	13	0	0	10	1	0	0	0	5
광주	소계	224	40	124	4	3	0	11	7	3	0	0	6	26
	생활폐기물	153	0	104	4	3	0	0	7	3	0	0	6	26
	음식물류	71	40	20	0	0	0	11	0	0	0	0	0	0
대전	소계	205	38	77	6	17	0	0	44	1	0	0	3	19
	생활폐기물	146	0	77	4	4	0	0	40	1	0	0	3	17
	음식물류	59	38	0	2	13	0	0	4	0	0	0	0	2
울산	소계	351	40	122	24	29	0	0	64	29	0	0	0	43
	생활폐기물	267	13	104	14	20	0	0	55	26	0	0	0	35
	음식물류	84	27	18	10	9	0	0	9	3	0	0	0	8
세종	소계	39	0	6	0	0	0	2	15	9	0	1	6	0
	생활폐기물	37	0	6	0	0	0	0	15	9	0	1	6	0
	음식물류	2	0	0	0	0	0	2	0	0	0	0	0	0
경기	소계	2,556	368	811	246	106	0	9	392	305	1	9	82	227
	생활폐기물	2,041	166	665	142	84	0	6	384	294	1	9	81	209
	음식물류	515	202	146	104	22	0	3	8	11	0	0	1	18
강원	소계	571	79	223	15	16	0	4	39	68	0	1	40	86
	생활폐기물	495	50	216	10	0	0	0	36	68	0	1	40	74
	음식물류	76	29	7	5	16	0	4	3	0	0	0	0	12
충북	소계	392	39	166	2	32	0	2	75	41	0	0	6	29
	생활폐기물	341	19	166	1	7	0	2	70	41	0	0	6	29
	음식물류	51	20	0	1	25	0	0	5	0	0	0	0	0
충남	소계	412	32	126	14	42	0	4	27	72	0	1	42	52
	생활폐기물	322	8	122	14	9	0	2	26	71	0	0	39	31
	음식물류	90	24	4	0	33	0	2	1	1	0	1	3	21
전북	소계	557	72	120	55	82	0	6	20	63	0	3	16	120
	생활폐기물	412	51	100	20	63	0	5	19	63	0	2	15	74
	음식물류	145	21	20	35	19	0	1	1	0	0	1	1	46
전남	소계	475	56	102	30	23	0	16	2	59	0	1	158	28
	생활폐기물	395	13	93	19	20	0	4	2	59	0	1	157	27
	음식물류	80	43	9	11	3	0	12	0	0	0	0	1	1
경북	소계	670	96	133	37	18	0	23	47	73	0	2	166	75
	생활폐기물	550	53	124	29	0	0	4	45	63	0	2	166	64
	음식물류	120	43	9	8	18	0	19	2	10	0	0	0	11
경남	소계	922	58	297	55	11	0	3	199	81	0	2	112	104
	생활폐기물	737	16	232	42	4	0	3	166	81	0	1	98	94
	음식물류	185	42	65	13	7	0	0	33	0	0	1	14	10
제주	소계	155	0	70	26	0	0	0	3	3	0	0	11	42
	생활폐기물	129	0	70	0	0	0	0	3	3	0	0	11	42
	음식물류	26	0	0	26	0	0	0	0	0	0	0	0	0

5. 폐기물 매립시설 현황

가. 지방자치단체

시도	매립지수 (개소)	총매립지 면 적 (㎡)	총매립 용 량 (㎥)	기매립량(㎥) (2013년까지 전체 누적)	잔여매립 가능량(㎥)	2013년 매립량		설치비(백만원)				연간유지 관리비 (백만원)	매 립 지 관리인원(명)
						(㎥)	(톤)	계	국 비	지방비	기타		
합계	221 개소	31,932,018	431,259,526	215,033,016	216,226,510	6,913,844	6,252,896	3,326,495	743,087	2,436,539	146,869	492,228	1,342
부산	1 개소	747,922	24,494,000	13,749,359	10,744,641	508,543	277,104	363,802	88,663	275,139	0	4,220	48
대구	1 개소	853,400	32,378,541	10,600,417	21,778,124	256,476	435,907	202,449	27,458	174,991	0	6,821	54
인천	5 개소	19,793,391	245,809,381	119,050,408	126,758,973	3,155,489	3,081,589	378,212	2,400	375,812	0	371,711	242
광주	1 개소	644,159	9,480,000	1,868,000	7,612,000	122,024	85,416	156,200	46,860	109,340	0	870	27
대전	1 개소	707,515	8,762,000	7,369,247	1,392,753	281,440	261,803	154,158	8,043	146,115	0	4,492	39
울산	2 개소	360,276	7,064,656	4,275,306	2,789,350	103,639	93,945	1,527	1,527	0	0	323	17
세종	1 개소	5,569	21,635	19,238	2,397	4,980	3,984	3,414	1,500	1,914	0	150	2
경기	9 개소	706,198	8,285,336	3,428,117	4,857,219	109,598	99,512	177,513	52,837	60,355	64,321	7,977	51
강원	24 개소	1,202,476	16,416,722	11,164,241	5,252,481	421,495	385,974	348,861	103,258	235,982	9,621	11,343	154
충북	13 개소	438,719	5,393,650	3,570,996	1,822,654	150,309	128,654	143,471	41,344	102,127	0	4,451	55
충남	16 개소	628,462	7,429,149	3,899,774	3,529,375	247,626	158,496	192,688	38,833	153,655	200	7,516	61
전북	14 개소	855,068	8,388,934	6,113,916	2,275,018	311,116	217,570	207,424	62,124	115,713	29,587	4,418	67
전남	58 개소	1,618,335	16,630,388	9,957,032	6,673,356	327,997	307,126	273,657	89,492	163,781	20,384	41,796	210
경북	38 개소	1,028,558	14,283,396	6,573,126	7,710,270	336,931	222,445	323,761	85,322	236,033	2,406	10,777	153
경남	27 개소	2,025,486	23,505,914	11,088,790	12,417,124	469,728	364,824	328,970	71,385	237,235	20,350	11,255	129
제주	10 개소	316,484	2,915,824	2,305,049	610,775	106,453	128,548	70,388	22,041	48,347	0	4,108	33

5. 폐기물 매립시설 현황

나. 자가처리업체

시도	업체수 (업체)	총매립지 면 적 (㎡)	총매립 용 량 (㎥)	기매립량(㎥) (2013년 매립량 포함)	잔여매립 가 능 량 (㎥)	2013년 매립량(㎥)		설치비 (백만원)	매 립 지 관리인원 (명)
						(㎥)	(톤)		
합계	33 업체	13,819,463	129,372,262	80,382,910	48,989,352	836,854	6,692,783	733,620	119
인천	2 업체	1,708,029	13,110,000	7,779,783	5,330,217	679,783	6,324,913	124,738	5
대전	1 업체	2,597	14,399	12,308	2,091	40	40	200	11
울산	3 업체	56,060	425,846	357,925	67,921	47,519	72,468	3,780	6
세종	1 업체	1,550	6,828	0	6,828	0	0	245	2
강원	2 업체	360,256	2,595,182	1,237,204	1,357,978	-350,295	-380,594	17,510	12
충북	2 업체	17,161	95,091	81,624	13,467	348	387	210,500	5
충남	5 업체	7,529,272	53,791,666	27,796,898	25,994,768	823,143	879,250	131,436	25
전북	1 업체	10,322	35,242	23,778	11,464	6,880	6,880	420	2
전남	7 업체	975,251	20,776,891	16,756,908	4,019,983	-46,372	-65,998	43,490	25
경북	5 업체	717,884	10,739,674	7,187,658	3,552,016	256,944	436,574	73,354	10
경남	4 업체	2,441,081	27,781,443	19,148,824	8,632,619	-581,137	-581,137	127,947	16

6. 폐기물 소각시설 현황

가. 지방자치단체

시도	시설수 (개소)	시설용량 (톤/일)	1일평균 가동시간	2013년 처리량(톤)	설치비(백만원)				연간유지 관 리 비 (백만원)	관리인원 (명)	에너지 이용실태						
											에너지발생량 (Gcal)	외부 공급(Gcal)			자체 사용(Gcal)		
					계	국 비	지방비	기타				소계	열공급	전력공급	소계	열사용	전력사용
합계	182 개소	16,739	20	4,199,896	3,897,580	795,840	2,285,738	816,002	411,649	3,505	9,097,606	9,424,525	4,679,812	4,744,713	12,387,199	3,022,229	9,364,969
서울	5 개소	2,898	24	794,528	401,410	46,900	326,821	27,689	60,290	312	1,376,838	1,080,207	1,080,207	0	257,621	257,621	0
부산	2 개소	510	24	172,664	89,540	20,542	59,729	9,269	9,735	67	379,446	216,503	216,503	0	162,943	152,005	10,938
대구	1 개소	480	24	135,534	72,018	8,201	55,897	7,920	8,469	51	246,186	132,163	125,888	6,275	114,023	58,733	55,290
인천	10 개소	982	10	270,802	226,807	77,052	148,415	1,340	15,934	80	598,836	275,611	180,003	95,608	323,225	309,514	13,711
광주	1 개소	320	24	88,301	74,300	0	74,300	0	5,030	48	166,232	22,017	22,017	0	141,334	35,401	105,933
대전	1 개소	400	24	105,694	70,613	21,555	49,058	0	6,766	41	207,293	163,791	163,791	0	43,502	43,502	0
울산	2 개소	650	24	122,733	133,500	45,186	43,262	45,052	8,685	56	269,046	186,180	186,180	0	82,866	82,555	311
세종	1 개소	45	24	14,514	31,350	6,260	25,090	0	1,874	16	20,763	0	0	0	20,763	20,763	0
경기	24 개소	5,014	24	1,126,413	1,380,081	185,096	697,128	497,858	119,845	988	2,371,106	1,407,808	1,369,464	38,344	1,003,381	805,462	197,920
강원	16 개소	582	21	157,409	174,202	55,465	112,787	5,950	21,048	249	479,151	4,081,821	2,792	4,079,029	9,045,084	439,003	8,606,081
충북	10 개소	499	20	154,858	179,185	52,950	122,277	3,958	16,810	169	264,361	104,065	97,170	6,895	160,296	149,750	10,546
충남	9 개소	660	23	202,038	197,227	39,594	135,214	22,419	27,027	231	324,275	266,663	266,663	0	125,202	125,202	0
전북	2 개소	600	21	158,420	66,390	19,662	652	46,076	8,774	94	421,452	268,403	32,206	236,197	153,499	39,162	114,337
전남	51 개소	495	11	94,479	152,524	51,417	86,194	14,914	17,870	304	346,096	47,788	47,788	0	183,308	182,272	1,036
경북	22 개소	739	19	175,673	239,406	76,996	99,093	63,317	24,143	262	233,963	182,384	1,931	180,453	146,702	67,636	79,066
경남	18 개소	1,587	22	362,828	338,870	61,656	206,974	70,240	49,918	439	1,296,511	989,121	887,209	101,912	423,450	253,649	169,801
제주	7 개소	277	10	63,009	70,157	27,309	42,848	0	9,431	98	96,051	0	0	0	0	0	0

6. 폐기물 소각시설 현황

나. 자가처리업체(생활폐기물 소각시설)

시도	업소수 (개소)	시설용량 (톤/일)	1일평균 가동시간	2013년 처리량(톤)	설 치 비 (백만원)	소각장관리 인원(명)
합계	13 개소	47	7	10,831	8,527	37
경기	9 개소	10	7	1,689	440	20
충북	1 개소	2	8	60	17	1
충남	2 개소	31	12	9,075	8,040	15
경남	1 개소	4	1	7	30	1

6. 폐기물 소각시설 현황

다. 자가처리업체(사업장폐기물 소각시설)

시도	업체수 (업체)	시설용량 (톤/일)	1일평균 가동시간	2013년 처리량(톤)	설 치 비 (백만원)	소각장관리 인원(명)
합계	238 업체	7,216	15	1,575,618	352,251	791
서울	1 업체	90	24	44,362	12,500	12
부산	11 업체	11	5	1,567	893	19
대구	8 업체	308	15	26,776	9,010	15
인천	16 업체	265	10	48,998	38,870	73
광주	1 업체	10	20	1,934	300	4
대전	2 업체	679	24	104,104	6,900	16
울산	1 업체	400	24	61,995	35,400	40
세종	1 업체	330	24	49,417	5,870	2
경기	84 업체	889	9	217,526	83,111	219
충북	14 업체	993	13	194,209	10,478	20
충남	12 업체	41	9	7,224	7,934	22
전북	19 업체	1,679	17	522,671	53,562	118
전남	12 업체	633	10	117,492	40,700	58
경북	17 업체	347	10	56,522	17,973	50
경남	37 업체	495	9	108,488	19,950	107
제주	2 업체	47	24	12,334	8,800	16

7. 기타시설 설치현황 (적환장,압축,파쇄,건조,고형화,사료,퇴비화,연료화시설 등 처리시설)

가. 지방자치단체

시도	소 재 지 (개소)	시설용량 (톤/일)	1일평균 가동시간	시설수	2013년 처리량(톤)	설 치 비 (백만원)				연간유지 관리비 (백만원)	발생가스 이용현황							
											발생가스 포집량		메탄가스(CH_4) 활용량					
											발생가스 총포집량 (N㎥/년)	발생가스 총 포집량 중 메탄가스량 (N㎥/년)	에너지생산					에너지 생산 외
						계	국 비	지방비	기타				총활용량 (N㎥/년)	발전 (N㎥/년)	냉난방 (N㎥/년)	가스공급 (N㎥/년)	기타 ( ) (N㎥/년)	( ) (N㎥/년)
합계	313 개소	27,832	8	675	3,428,584	1,372,593	358,677	746,882	267,034	319,091	25,457,279	9,593,202	18,615,734	3,276,716	45,258	9,135,283	6,158,477	3,027,144
서울	38 개소	6,795	11	70	1,169,616	257,519	36,535	130,097	90,887	109,686	5,916,347	3,727,298	2,961,298	321,431	0	0	2,639,867	766,000
부산	15 개소	1,103	7	50	116,686	252,818	109,890	39,568	103,360	19,021			0	0	0	0	0	0
인천	8 개소	1,357	5	11	88,590	20,484	753	15,231	4,500	4,408	0	0	0	0	0	0	0	0
광주	8 개소	692	6	18	126,202	76,236	21,926	54,310	0	5,762	2,856,807	1,656,207	1,656,207	0	0	0	1,656,207	0
대전	5 개소	239	6	5	35,764	10,272	2,452	7,820	0	24,027	0	0	0	0	0	0	0	0
울산	6 개소	227	8	6	75,905	15,284	1,010	2,441	11,833	5,506	10,706,616	0	9,639,850	0	0	9,135,283	504,567	1,066,766
세종	1 개소	30	8	9	4,340	2,400	442	1,958	0	19	0	0	0	0	0	0	0	0
경기	65 개소	12,440	9	133	916,764	294,038	60,393	209,102	24,543	64,591	1,626,376	802,804	1,626,376	757,546	45,258	0	823,572	0
강원	22 개소	820	7	55	97,293	47,951	13,434	34,517	0	9,147	0	0	0	0	0	0	0	0
충북	9 개소	408	8	23	98,466	22,147	6,178	11,969	4,000	5,241	0	0	0	0	0	0	0	0
충남	17 개소	564	8	22	97,633	65,214	27,210	36,944	1,060	18,972	0	0	0	0	0	0	0	0
전북	12 개소	612	7	45	125,199	32,803	7,988	19,565	5,250	9,154	0	0	0	0	0	0	0	0
전남	35 개소	647	6	66	112,387	53,086	15,467	29,494	8,124	8,320	1,871,540	1,836,170	1,836,170	1,836,170	0	0	0	0
경북	23 개소	427	6	44	80,368	39,607	9,771	25,870	3,966	10,003			0	0	0	0	0	0
경남	35 개소	1,159	8	102	206,111	151,979	34,921	107,547	9,511	20,745	2,479,593	1,570,723	895,833	361,569	0	0	534,264	1,194,378
제주	14 개소	313	11	16	77,262	30,755	10,307	20,448	0	4,489	0	0	0	0	0	0	0	0

7. 기타시설 설치현황 (적환장,압축,파쇄,건조,고형화,사료,퇴비화,연료화시설 등 처리시설)

나. 자가처리업체

시도	업소수 (개소)	시설용량 (톤/일)	1일평균 가동시간	시 설 수	2013년 처리량(톤)	설치비 (백만원)
합계	315 개소	61,182	9	589	6,702,109	97,029
서울	1 개소	60	7	1	1,100	45
부산	1 개소	1	1	1	48	70
대구	6 개소	421	10	8	35,739	9,443
인천	7 개소	323	6	26	9,339	10,900
광주	31 개소	1,503	8	42	70,893	2,320
대전	10 개소	178	11	24	22,253	2,388
울산	5 개소	73	8	5	14,858	231
세종	2 개소	4	24	2	987	9
경기	95 개소	4,390	10	220	314,990	20,678
강원	11 개소	2,046	9	11	61,379	1,798
충북	33 개소	15,816	4	46	98,193	5,925
충남	66 개소	29,917	9	119	5,235,550	24,738
전북	2 개소	61	14	2	7,789	100
전남	6 개소	2,588	11	5	570,632	7,523
경북	15 개소	251	8	36	14,892	918
경남	18 개소	3,382	8	35	239,616	5,373
제주	6 개소	171	8	6	3,850	4,571

8. 폐기물 처리업체 현황

가. 수집·운반업체(생활 및 사업장폐기물)

시도	업체수 (개소)	수집·운반 차량 현황													2013년 처리량 (톤/년)
		계	밀폐식 차량 (대)	운반용 압착 ·압축차량(대)	기계식 상차장치 부착차량(대)	수거·교반 차량(대)	발효 차량(대)	탱크 로리(대)	카고 트럭(대)	암롤 트럭(대)	컨테이너 트럭(대)	버켓 로더(대)	덤프 트럭(대)	기타(대)	
합계	4036 개소	21,637	2,339	3,456	2,837	410	11	338	3,359	3,460	1,373	34	2,586	1,434	48,267,191
서울	143 개소	1,733	89	462	99	119	0	2	297	273	94	1	158	139	2,470,774
부산	205 개소	1,396	137	249	213	100	0	29	202	155	18	1	125	167	1,414,152
대구	121 개소	800	60	164	73	0	0	7	106	139	71	0	121	59	1,486,962
인천	269 개소	1,344	129	185	198	17	0	28	251	251	93	11	121	60	2,127,626
광주	80 개소	523	92	155	62	0	0	16	59	58	3	0	61	17	569,880
대전	61 개소	316	34	78	33	1	0	4	35	36	57	2	7	29	445,846
울산	130 개소	721	54	116	99	0	0	19	165	90	61	0	99	18	1,861,408
세종	36 개소	128	0	5	6	0	0	1	20	77	3	0	16	0	363,700
경기	974 개소	4,994	611	959	948	88	10	82	803	954	197	7	142	193	6,884,537
강원	221 개소	1,066	238	210	17	14	0	4	66	184	8	0	243	82	1,624,082
충북	257 개소	1,127	149	113	152	15	1	11	143	214	177	8	103	41	2,794,067
충남	283 개소	1,364	140	132	255	28	0	30	97	257	21	0	322	82	3,761,687
전북	195 개소	981	83	74	124	0	0	8	205	179	55	0	108	145	1,753,907
전남	243 개소	1,246	142	105	64	3	0	28	119	197	40	0	368	180	8,816,040
경북	384 개소	1,730	173	137	144	0	0	62	297	142	428	0	218	129	9,607,758
경남	398 개소	2,035	193	297	331	25	0	7	441	233	44	4	367	93	2,201,139
제주	36 개소	133	15	15	19	0	0	0	53	21	3	0	7	0	83,626

8. 폐기물 처리업 현황

나. 수집·운반업체(건설폐기물)

구 분	업체수 (업체)	차량(대)	2013년 수집·운반량(톤)
합계	1,495 개소	13,769	66,443,199
서울	136 업체	2,273	3,558,322
부산	121 업체	621	2,922,021
대구	40 업체	263	1,668,800
인천	91 업체	869	6,056,472
광주	51 업체	238	438,111
대전	80 업체	522	684,190
울산	40 업체	221	1,452,931
세종	8 업체	61	630,269
경기	208 업체	3,227	17,613,610
강원	80 업체	899	2,739,373
충북	82 업체	639	3,918,817
충남	96 업체	759	5,687,069
전북	59 업체	329	1,630,928
전남	100 업체	660	2,335,987
경북	139 업체	790	9,482,852
경남	123 업체	1,184	5,178,330
제주	41 업체	214	445,118

8. 폐기물 처리업 현황

다. 중간처분업체

시도	업 체 수 (업체)	처리능력 (톤/일)	설치비 (백만원)	2013년 처리량(톤)
합계	184 업체	27,105	583,765	3,787,048
서울	2 업체	3,600	4,500	830,267
부산	5 업체	515	35,953	71,319
대구	1 업체	95	480	3,612
인천	26 업체	1,346	94,381	237,705
광주	4 업체	180	13,913	45,079
대전	3 업체	298	7,895	70,783
울산	5 업체	689	67,600	149,996
세종	2 업체	1,630	160	81,490
경기	31 업체	3,474	158,716	584,488
강원	4 업체	2,286	5,650	90,213
충북	24 업체	4,841	37,524	719,784
충남	22 업체	1,608	17,958	143,125
전북	12 업체	1,111	34,195	206,093
전남	13 업체	874	19,706	143,714
경북	15 업체	3,797	75,905	301,046
경남	15 업체	761	9,230	108,333

8. 폐기물 처리업 현황

라. 최종처분업체

시도	업체수 (업체)	최 종 처 분 시 설 현 황						2013년 처리량(톤)
		총매립지 면적(㎡)	총매립 용량(㎥)	기매립용량(㎥) (2012매립량포함)	잔여매립 가능량(㎥)	설치비 (백만원)	관리 인원(명)	
합계	38 업체	1,877,853	35,884,779	18,061,680	17,887,291	499,279	407	4,497,549
부산	2 업체	241,865	3,809,146	1,199,549	2,673,789	107,300	35	270,349
울산	4 업체	321,886	5,126,268	3,758,026	1,368,242	46,100	24	514,848
경기	2 업체	63,872	1,488,375	602,436	885,939	20,900	12	689,168
충북	3 업체	159,967	2,367,746	1,464,480	903,266	79,000	31	278,920
충남	3 업체	59,514	1,586,255	1,237,977	348,278	41,000	33	443,315
전북	4 업체	132,263	2,278,188	1,952,558	325,630	41,103	31	25,300
전남	2 업체	95,185	1,617,953	1,229,992	387,961	13,851	12	132,425
경북	15 업체	595,289	15,062,490	5,450,497	9,611,993	136,627	220	2,022,361
경남	3 업체	208,012	2,548,358	1,166,165	1,382,193	13,398	9	120,863

8. 폐기물 처리업 현황

마. 중간재활용업체

시도	업체수 (업체)	처리능력 (톤/일)	설치비 (백만원)	2013년 처리량(톤)
합계	1,111 업체	53,414	387,312	7,600,866
서울	4 업체	149	2,736	19,934
부산	30 업체	1,141	5,711	146,475
대구	17 업체	1,347	5,544	52,329
인천	113 업체	2,753	28,862	384,577
광주	32 업체	829	13,156	88,914
대전	10 업체	283	1,732	61,153
울산	39 업체	1,898	5,329	107,231
경기	244 업체	9,720	70,816	952,847
강원	38 업체	3,498	13,202	283,801
충북	89 업체	4,322	104,502	492,407
충남	57 업체	2,235	6,709	91,265
전북	32 업체	1,255	17,020	78,549
전남	44 업체	7,649	16,156	2,416,544
경북	156 업체	9,411	62,137	1,564,756
경남	181 업체	5,567	24,251	839,466
제주	25 업체	1,358	9,449	20,618

8. 폐기물 처리업 현황

바. 최종재활용업체

시도	업체수 (업체)	처리능력 (톤/일)	설치비 (백만원)	2013년 처리량(톤)
합계	320 업체	52,358	228,254	3,303,867
서울	1 업체	96	0	17,033
부산	13 업체	652	61,058	64,970
인천	1 업체	1	1,200	246
광주	5 업체	148	6,883	16,240
울산	64 업체	3,079	80,290	275,349
세종	1 업체	70	700	14,188
경기	82 업체	2,965	16,825	183,537
강원	12 업체	890	2,731	40,734
충북	42 업체	7,387	16,364	125,770
충남	29 업체	10,389	8,478	394,475
전북	26 업체	11,533	5,687	40,118
전남	10 업체	11,440	17,198	2,033,707
경북	13 업체	1,808	5,600	64,338
경남	20 업체	1,896	5,090	33,163
제주	1 업체	5	150	0

8. 폐기물 처리업 현황

사. 종합재활용업체

시도	업체수 (업체)	처리능력 (톤/일)	설치비 (백만원)	2013년 처리량(톤)
합계	3,146 업체	454,492	4,204,769	29,695,453
부산	48 업체	2,342	70,039	492,635
대구	96 업체	1,592	27,081	223,663
인천	68 업체	8,919	40,808	1,107,944
광주	28 업체	600	7,465	57,108
대전	12 업체	638	6,462	108,139
울산	44 업체	6,519	26,622	889,004
세종	3 업체	365	380	68,727
경기	999 업체	50,918	602,944	5,617,924
강원	70 업체	66,130	2,669,468	3,371,819
충북	200 업체	186,368	173,929	1,507,203
충남	172 업체	12,501	67,470	932,064
전북	221 업체	17,196	13,015	1,338,557
전남	134 업체	30,816	116,257	5,848,688
경북	651 업체	42,404	212,112	5,560,752
경남	383 업체	26,659	154,323	2,496,237
제주	17 업체	527	16,394	74,990

8. 폐기물 처리업 현황

아. 중간처리업체(건설폐기물)

시도	업체수 (업체)	부지면적 (㎡)	자체수집 운반차량	1일처리능력	허용보관량	2013년 처리량(톤)
합계	498 업체	6,585,748	5,392	2,301	9,168,621	69,351,794
서울	2 업체	19,816	2	0	66,001	722,010
부산	14 업체	103,723	84	113	172,621	1,716,424
대구	2 업체	14,839	0	0	32,812	325,751
인천	14 업체	498,456	104	49	452,442	6,013,869
광주	5 업체	37,742	35	3	107,713	670,243
대전	5 업체	87,353	23	27	105,169	525,169
울산	10 업체	81,249	75	13	169,899	1,269,646
세종	3 업체	20,337	21	7	70,000	708,425
경기	85 업체	892,069	2,121	525	2,043,681	21,277,616
강원	50 업체	807,658	293	368	665,484	3,449,054
충북	25 업체	402,347	410	72	487,149	4,551,317
충남	34 업체	643,965	399	105	768,565	6,397,734
전북	48 업체	560,621	244	316	927,973	3,610,410
전남	49 업체	579,748	412	229	747,952	4,526,038
경북	84 업체	692,402	364	300	1,242,355	6,449,991
경남	53 업체	889,943	723	135	828,657	6,172,342
제주	15 업체	253,480	82	37	280,148	965,754

9. 생활폐기물 관리예산

가. 2014년도 생활폐기물 관리예산

(단위:천원)

시도	총 계	국 비	지 방 비				차 관	지 방 채	2013년 세입 수수료	기 타
			소 계	(광역시도에서만 작성)	(지자체 시군구에서만 작성)					
				자체 예산	시도지원예산	자체예산				
합계	4,110,786,308	165,210,275	3,248,620,227	215,005,604	62,035,302	2,971,579,321	0	66,053,571	630,902,235	0
서울	679,843,294	0	633,954,572	129,607,619	34,711,035	469,635,918	0	6,385,571	39,503,151	0
부산	325,981,461	59,034,900	220,316,288	0	4,515,379	215,800,909	0	0	46,630,273	0
대구	261,412,061	13,862,100	159,959,118	34,788,950	626,500	124,543,668	0	59,528,000	28,062,843	0
인천	174,057,039	657,586	139,593,309	0	1,515,410	138,077,899	0	0	33,806,144	0
광주	77,774,249	115,512	51,703,755	0	983,635	50,720,120	0	0	25,954,982	0
대전	128,071,344	13,268,930	87,767,404	22,631,670	998,278	64,137,456	0	0	27,035,010	0
울산	104,147,820	163,682	80,218,338	19,220,238	758,796	60,239,304	0	0	23,765,800	0
세종	9,803,000	0	8,519,000	8,519,000	0	0	0	0	1,284,000	0
경기	852,617,932	1,924,563	671,343,540	193,127	2,084,887	669,065,526	0	0	179,349,829	0
강원	167,062,455	10,870,300	131,878,456	0	6,627,961	125,250,495	0	0	24,313,699	0
충북	145,283,624	1,798,960	121,444,227	0	587,400	120,856,827	0	0	22,040,437	0
충남	213,358,489	10,857,000	161,368,616	0	5,055,756	156,312,860	0	0	41,132,873	0
전북	159,238,387	15,824,448	128,689,380	0	133,358	128,556,022	0	0	14,724,559	0
전남	169,334,692	6,392,663	138,733,391	0	438,807	138,294,584	0	140,000	24,068,638	0
경북	263,223,682	11,194,800	219,936,892	0	884,600	219,052,292	0	0	32,091,990	0
경남	298,361,955	11,626,141	232,126,276	0	2,113,500	230,012,776	0	0	54,609,538	0
제주	81,214,824	7,618,690	61,067,665	45,000	0	61,022,665	0	0	12,528,469	0

9. 생활폐기물 관리예산

나. 2013년도 생활폐기물 관리예산 집행내역

(단위:천원)

시도	총계	사업비내역									
		시설설치비			수집.운반등처리비						
		소계	매립시설	기타시설	소계	인건비	차량운영비	장비구입비	위탁처리비	시설관리운영비	기타
합계	3,117,222,665	297,424,102	56,450,832	240,973,270	2,819,798,563	840,043,335	67,245,870	29,985,284	1,273,340,485	349,189,071	259,994,518
서울	593,724,758	0	0	0	593,724,758	201,770,685	11,527,412	6,312,613	192,591,240	107,353,934	74,168,874
부산	239,191,424	54,711,510	2,585,385	52,126,125	184,479,914	70,468,294	1,621,518	3,886,646	94,970,665	1,499,518	12,033,273
대구	120,518,332	13,427,900	0	13,427,900	107,090,432	59,850,946	3,739,046	1,296,522	35,447,747	223,691	6,532,480
인천	128,774,788	3,956,400	0	3,956,400	124,818,388	42,368,217	4,305,095	717,552	62,954,953	3,127,050	11,345,521
광주	52,829,264	0	0	0	52,829,264	26,756,794	2,213,314	587,670	16,287,425	365,746	6,618,315
대전	87,745,198	6,431,996	915,329	5,516,667	81,313,202	30,152,269	1,121,993	337,568	44,543,259	0	5,158,113
울산	99,500,620	16,667,143	1,527,000	15,140,143	82,833,477	17,943,866	1,239,905	703,542	24,644,802	627,044	37,674,318
세종	5,451,000	0	0	0	5,451,000	2,100,000	500,000	0	699,000	1,884,000	268,000
경기	625,327,400	54,861,325	0	54,861,325	570,466,075	95,101,322	11,272,472	3,092,303	331,436,529	82,390,083	47,173,366
강원	145,588,154	21,810,544	13,407,909	8,402,635	123,777,610	47,437,927	1,966,669	1,924,385	55,465,294	10,497,194	6,486,141
충북	117,925,340	20,022,138	3,583,533	16,438,605	97,903,202	25,748,443	2,144,953	395,508	47,057,899	16,305,994	6,250,405
충남	116,168,128	3,492,110	0	3,492,110	112,676,018	30,442,447	3,571,365	2,191,726	50,619,642	22,276,516	3,574,322
전북	146,764,731	4,723,925	2,644,420	2,079,505	142,040,806	35,372,303	3,381,704	1,326,494	70,361,860	26,480,849	5,117,596
전남	159,354,621	37,168,268	8,400,716	28,767,552	122,186,353	37,991,462	10,792,622	1,954,252	50,940,475	16,854,794	3,652,748
경북	196,383,686	20,148,486	13,879,296	6,269,190	176,235,200	63,588,594	3,626,610	1,789,018	70,037,301	25,274,944	11,918,733
경남	228,207,662	35,122,988	9,207,244	25,915,744	193,084,674	34,099,925	1,877,395	1,241,486	120,574,944	31,896,711	3,394,213
제주	53,767,559	4,879,369	300,000	4,579,369	48,888,190	18,849,841	2,343,797	2,227,999	4,707,450	2,131,003	18,628,100

Ⅳ. 시 · 군 · 구 별 현황

1. 생활폐기물 관리구역 현황 ····· 103
2. 폐기물 발생 및 처리 현황 ····· 108
가. 가정생활폐기물 ····· 129
나. 사업장생활계폐기물 ····· 150
다. 사업장배출시설계폐기물 ····· 171
라. 건설폐기물 ····· 597
3. 폐기물 처리주체별 처리 현황 ····· 618
가. 가정생활폐기물 ····· 623
나. 사업장생활계폐기물 ····· 628
다. 사업장배출시설계폐기물 ····· 633
라. 건설폐기물 ····· 638
4. 생활폐기물 관리인원 및 장비 현황
가. 인원 및 장비 현황 ····· 643
나. 수집 · 운반차량 현황 ····· 648
5. 폐기물 매립시설 현황
가. 지방자치단체 ····· 665
나. 자가처리업체 ····· 670
6. 폐기물 소각시설 현황
가. 지방자치단체 ····· 672
나. 자가처리업체(생활폐기물 소각시설) ····· 677
다. 자가처리업체(사업장폐기물 소각시설) ····· 678
7. 기타시설 설치 현황
가. 지방자치단체 ····· 683
나. 자가처리업체 ····· 695
8. 폐기물 처리업체 현황
가. 수집 · 운반업체(생활 및 사업장폐기물) ····· 701
나. 수집 · 운반업체(건설폐기물) ····· 926
다. 중간처분업체 ····· 954
라. 최종처분업체 ····· 961
마. 중간재활용업체 ····· 963
바. 최종재활용업체 ····· 997
사. 종합재활용업체 ····· 1006
아. 중간처리업체(건설폐기물) ····· 1120
9. 생활폐기물 관리예산
가. 2014년도 생활폐기물 관리예산 ····· 1140
나. 2013년도 생활폐기물 관리예산 집행내역 ····· 1146
부록1:산업단지별 사업장배출시설계폐기물 발생 및 처리 현황 ····· 1152
부록2:업종별 사업장배출시설계폐기물 분류표[한국표준산업분류(9차)] ····· 1250

1.생활폐기물 관리구역 및 사업장 현황

가. 생활폐기물 관리구역 현황

구분		전체 행정구역			생활폐기물 관리구역			생활폐기물 관리제외지역			관리제외지역 비율(%)		
시도	시군구	면적(㎢)	인구(명)	동(읍·면)수	면적(㎢)	인구(명)	동(읍·면)수	면적(㎢)	인구(명)	동(읍·면)수	면적비	인구비	동(읍·면)수
전국	합계	100,368.44	51,710,190	3,469	98,467.27	51,678,454	3,464	1,901.17	35,106	5	1.9	0.1	0.1
서울	소계	605.21	10,143,645	423	605.21	10,143,645	423	0.00	0	0	-	-	-
	종로구	23.91	160,070	17	23.91	160,070	17	0.00	0	0	-	-	-
	중구	9.96	130,465	15	9.96	130,465	15	0.00	0	0	-	-	-
	용산구	21.87	239,740	16	21.87	239,740	16	0.00	0	0	-	-	-
	성동구	16.85	299,337	17	16.85	299,337	17	0.00	0	0	-	-	-
	광진구	17.06	368,927	15	17.06	368,927	15	0.00	0	0	-	-	-
	동대문구	14.20	364,273	14	14.20	364,273	14	0.00	0	0	-	-	-
	중랑구	18.50	416,798	16	18.50	416,798	16	0.00	0	0	-	-	-
	성북구	24.57	476,589	20	24.57	476,589	20	0.00	0	0	-	-	-
	강북구	23.60	338,707	13	23.60	338,707	13				0.0	0.0	0.0
	도봉구	20.70	358,582	14	20.70	358,582	14	0.00	0	0	-	-	-
	노원구	35.44	590,479	19	35.44	590,479	19				0.0	0.0	0.0
	은평구	29.69	503,660	16	29.69	503,660	16	0.00	0	0	-	-	-
	서대문구	17.60	314,110	14	17.60	314,110	14	0.00	0	0	-	-	-
	마포구	23.84	381,856	16	23.84	381,856	16	0.00	0	0	-	-	-
	양천구	17.41	492,528	18	17.41	492,528	18	0.00	0	0	-	-	-
	강서구	41.43	569,070	20	41.43	569,070	20	0.00	0	0	-	-	-
	구로구	20.12	424,964	15	20.12	424,964	15	0.00	0	0	-	-	-
	금천구	13.00	241,020	10	13.00	241,020	10	0.00	0	0	-	-	-
	영등포구	24.57	386,471	18	24.57	386,471	18	0.00	0	0	-	-	-
	동작구	16.35	410,815	15	16.35	410,815	15				0.0	0.0	0.0
	관악구	29.57	518,028	21	29.57	518,028	21	0.00	0	0	-	-	-
	서초구	47.00	441,763	18	47.0	441,763	18	0.0	0	0	-	-	-
	강남구	39.51	563,599	22	39.51	563,599	22	0.00	0	0	-	-	-
	송파구	33.88	668,415	26	33.88	668,415	26	0.00	0	0	-	-	-
	강동구	24.58	483,379	18	24.58	483,379	18				0.0	0.0	0.0
부산	소계	769.82	3,563,578	210	769.82	3,563,578	210	0.00	0	0	-	-	-
	중구	2.83	48,614	9	2.83	48,614	9	0.00	0	0	-	-	-
	서구	13.93	120,044	13	13.93	120,044	13	0.00	0	0	-	-	-
	동구	9.73	97,450	14	9.73	97,450	14	0.00	0	0	-	-	-
	영도구	14.13	137,437	11	14.13	137,437	11	0.00	0	0	-	-	-
	부산진구	29.69	391,957	23	29.69	391,957	23	0.00	0	0	-	-	-
	동래구	16.63	277,596	13	16.63	277,596	13	0.00	0	0	-	-	-
	남구	26.81	295,195	17	26.81	295,195	17	0.00	0	0	-	-	-
	북구	39.36	310,880	13	39.36	310,880	13	0.00	0	0	-	-	-
	해운대구	51.46	429,109	18	51.46	429,109	18	0.00	0	0	-	-	-
	사하구	41.70	353,243	16	41.70	353,243	16	0.00	0	0	-	-	-
	금정구	65.27	256,015	17	65.27	256,015	17	0.00	0	0	-	-	-
	강서구	181.63	74,765	7	181.63	74,765	7	0.00	0	0	-	-	-
	연제군	12.08	210,043	12	12.08	210,043	12	0.00	0	0	-	-	-
	수영구	10.20	176,156	10	10.20	176,156	10	0.00	0	0	-	-	-
	사상구	36.09	251,014	12	36.09	251,014	12	0.00	0	0	-	-	-
	기장군	218.28	134,060	5	218.28	134,060	5	0.00	0	0	-	-	-
대구	소계	883	2524890	139	883	2524890	139	0.00	0	0	0.0	0.0	0.0
	중구	7.06	76,963	12	7.06	76,963	12				0.0	0.0	0.0
	동구	182.16	345,347	20	182.16	345,347	20				0.0	0.0	0.0
	서구	17.35	217,550	17	17.35	217,550	17				0.0	0.0	0.0
	남구	17.44	167,020	13	17.44	167,020	13				0.0	0.0	0.0
	북구	94.08	448,841	23	94.08	448,841	23				0.0	0.0	0.0

구분		전체 행정구역			생활폐기물 관리구역			생활폐기물 관리제외지역			관리제외지역 비율(%)		
시도	시군구	면적(㎢)	인구(명)	동(읍·면)수	면적(㎢)	인구(명)	동(읍·면)수	면적(㎢)	인구(명)	동(읍·면)수	면적비	인구비	동(읍·면)수
대구	수성구	76.46	462,471	23	76.46	462,471	23				0.0	0.0	0.0
	달서구	62.34	618,613	22	62.34	618,613	22				0.0	0.0	0.0
	달성군	426.59	188,085	9	426.59	188,085	9				0.0	0.0	0.0
인천	소계	1,094.18	2,926,794	149	1,049.60	2,929,299	148	44.58	865	1	4.07	0.03	0.67
	중구	111.99	96,481	12	101.71	95,616	11	10.28	865	1	9.18	0.90	8.33
	동구	7.19	76,148	11	7.19	76,148	11				0.0	0.0	0.0
	남구	24.84	418,066	21	24.84	418,066	21				0.0	0.0	0.0
	연수구	45.57	229,672	10	45.57	233,042	10				0.0	0.0	0.0
	남동구	57.01	518,781	19	57.01	518,781	19				0.0	0.0	0.0
	부평구	32.00	565,313	22	32.00	565,313	22				0.0	0.0	0.0
	계양구	45.56	346,759	11	45.56	346,759	11				0.0	0.0	0.0
	서구	96.22	430,080	18	96.22	430,080	18				0.0	0.0	0.0
	강화군	411.35	67,358	13	411.35	67,358	13				0.0	0.0	0.0
	옹진군	172.07	20,826	7	172.07	20,826	7				0.0	0.0	0.0
	경제청	90.38	157,310	5	56.08	157,310	5	34.30	0	0	38.0	0.0	0.0
광주	소계	501.18	1,488,467	95	501.18	1,488,467	95	0.00	0	0	-	-	-
	동구	49.20	104,032	13	49.20	104,032	13	0.00	0	0	-	-	-
	서구	47.79	316,725	18	47.79	316,725	18	0.00	0	0	-	-	-
	남구	60.99	217,445	16	60.99	217,445	16	0.00	0	0	-	-	-
	북구	120.30	449,652	27	120.30	449,652	27	0.00	0	0	-	-	-
	광산구	222.90	400,613	21	222.90	400,613	21	0.00	0	0	-	-	-
대전	소계	540.21	1,532,811	77	475.51	1,530,755	77	64.70	2,056	0	12.0	0.1	-
	동구	136.70	250,653	16	136.70	250,653	16	0.00	0	0	-	-	-
	중구	62.12	264,913	17	62.12	264,913	17	0.00	0	0	-	-	-
	서구	95.48	498,917	23	95.48	498,917	23	0.00	0	0	-	-	-
	유성구	177.23	313,968	9	112.53	311,912	9	64.70	2,056	0	36.5	0.7	-
	대덕구	68.68	204,360	12	68.68	204,360	12	0.00	0	0	-	-	-
울산	소계	1,060.46	1,178,907	56	988.63	1,177,692	56	71.83	1,215	0	6.77	0.10	-
	중구	37.00	236,903	13	37.00	236,903	13				0.0	0.0	0.0
	남구	72.70	354,080	14	72.70	354,080	14				0.0	0.0	0.0
	동구	36.03	184,297	9	36.03	184,297	9				0.0	0.0	0.0
	북구	157.34	187,968	8	157.34	187,968	8				0.0	0.0	0.0
	울주군	757.39	215,659	12	685.56	214,444	12	71.83	1,215		9.48	0.56	0.0
세종	소계	465.00	124,615	11	465.00	124,615	11	0.00	0	0	-	-	-
	세종시	465.00	124,615	11	465.00	124,615	11				0.0	0.0	0.0
경기	소계	10,172.60	12,549,345	550	10,172.60	12,549,345	550	0.00	0	0	-	-	-
	수원시	121.05	1,178,509	40	121.05	1,178,509	40				0.0	0.0	0.0
	성남시	141.69	995,349	48	141.69	995,349	48				0.0	0.0	0.0
	의정부시	81.54	434,488	15	81.54	434,488	15				0.0	0.0	0.0
	안양시	58.46	614,687	31	58.46	614,687	31				0.0	0.0	0.0
	부천시	53.43	880,907	36	53.43	880,907	36				0.0	0.0	0.0
	광명시	38.51	357,707	18	38.51	357,707	18				0.0	0.0	0.0
	평택시	457.46	456,630	22	457.46	456,630	22				0.0	0.0	0.0
	동두천시	95.66	100,230	8	95.66	100,230	8				0.0	0.0	0.0
	안산시	149.50	762,915	25	149.50	762,915	25				0.0	0.0	0.0
	고양시	268.05	1,001,942	39	268.05	1,001,942	39				0.0	0.0	0.0
	과천시	35.87	70,875	6	35.87	70,875	6				0.0	0.0	0.0
	구리시	33.31	191,029	8	33.31	191,029	8				0.0	0.0	0.0
	남양주시	458.05	623,743	16	458.05	623,743	16				0.0	0.0	0.0
	오산시	42.73	211,344	6	42.73	211,344	6				0.0	0.0	0.0
	시흥시	135.01	422,817	15	135.01	422,817	15				0.0	0.0	0.0
	군포시	36.46	292,000	11	36.46	292,000	11				0.0	0.0	0.0

구분		전체 행정구역			생활폐기물 관리구역			생활폐기물 관리제외지역			관리제외지역 비율(%)		
시도	시군구	면적(㎢)	인구(명)	동(읍·면)수	면적(㎢)	인구(명)	동(읍·면)수	면적(㎢)	인구(명)	동(읍·면)수	면적비	인구비	동(읍·면)수
경기	의왕시	53.99	161,023	6	53.99	161,023	6				0.0	0.0	0.0
	하남시	93.03	146,777	10	93.03	146,777	10				0.0	0.0	0.0
	용인시	591.33	955,907	31	591.33	955,907	31				0.0	0.0	0.0
	파주시	672.77	410,158	20	672.77	410,158	20				0.0	0.0	0.0
	이천시	461.36	210,579	14	461.36	210,579	14				0.0	0.0	0.0
	안성시	553.44	190,205	15	553.44	190,205	15				0.0	0.0	0.0
	김포시	276.63	325,543	12	276.63	325,543	12				0.0	0.0	0.0
	화성시	689.66	558,128	23	689.66	558,128	23				0.0	0.0	0.0
	광주시	431.00	296,383	10	431.00	296,383	10				0.0	0.0	0.0
	양주시	310.36	206,329	11	310.36	206,329	11				0.0	0.0	0.0
	포천시	826.73	167,916	14	826.73	167,916	14				0.0	0.0	0.0
	여주시	608.32	111,945	12	608.32	111,945	12				0.0	0.0	0.0
	연천군	675.83	46,370	10	675.83	46,370	10				0.0	0.0	0.0
	가평군	843.59	62,037	6	843.59	62,037	6				0.0	0.0	0.0
	양평군	877.78	104,873	12	877.78	104,873	12				0.0	0.0	0.0
강원	소계	16,872.96	1,550,156	187	15,991.64	1,546,344	185	881.32	3,812	2	5.22	0.25	1.07
	춘천시	1,116.43	277,353	25	1,116.43	277,353	25				0.0	0.0	0.0
	원주시	872.43	327,381	25	872.43	327,381	25				0.0	0.0	0.0
	강릉시	1,040.21	216,806	21	1,040.21	216,806	21				0.0	0.0	0.0
	동해시	180.20	95,143	10	75.54	94,391	10	104.66	752		58.08	0.79	0.0
	태백시	303.44	48,895	8	203.39	48,227	6	100.05	668	2	32.97	1.37	25.00
	속초시	105.63	83,109	8	105.63	83,109	8				0.0	0.0	0.0
	삼척시	1,186.64	75,215	12	802.00	73,959	12	384.64	1,256		32.41	1.67	0.0
	홍천군	1,819.67	70,638	10	1,819.67	70,638	10				0.0	0.0	0.0
	횡성군	997.63	44,937	9	997.63	44,937	9				0.0	0.0	0.0
	영월군	1,127.62	40,150	9	1,127.62	40,150	9				0.0	0.0	0.0
	평창군	1,463.69	43,666	8	1,463.69	43,666	8				0.0	0.0	0.0
	정선군	1,219.70	39,985	9	1,219.70	39,985	9				0.0	0.0	0.0
	철원군	889.44	47,473	6	889.44	47,473	6				0.0	0.0	0.0
	화천군	908.66	25,079	5	800.00	23,983	5	108.66	1,096	0	11.96	4.37	-
	양구군	702.27	23,594	5	702.27	23,594	5	0.00	0	0	-	-	-
	인제군	1,645.15	32,517	6	1,645.15	32,517	6				0.0	0.0	0.0
	고성군	664.29	30,556	5	480.98	30,516	5	183.31	40	0	27.59	0.13	-
	양양군	629.86	27,659	6	629.86	27,659	6				0.0	0.0	0.0
충북	소계	7,407.22	1,572,732	153	7,391.42	1,572,601	153	15.80	131	0	0.21	0.01	-
	청주시	153.45	672,904	30	153.45	672,904	30	0.00	0	0	-	-	-
	충주시	983.67	208,115	25	983.67	208,115	25	0.00	0	0	-	-	-
	제천시	883.43	137,204	17	883.43	137,204	17				0.0	0.0	0.0
	청원군	786.84	155,002	13	786.84	155,002	13				0.0	0.0	0.0
	보은군	584.25	34,318	11	584.25	34,318	11				0.0	0.0	0.0
	옥천군	537.09	52,763	9	521.29	52,632	9	15.80	131	0	2.94	0.25	-
	영동군	845.58	50,539	11	845.58	50,539	11	0.00	0	0	-	-	-
	증평군	81.83	34,546	2	81.83	34,546	2	0.00	0	0	-	-	-
	진천군	407.26	64,606	7	407.26	64,606	7				0.0	0.0	0.0
	괴산군	842.44	38,059	11	842.44	38,059	11				0.0	0.0	0.0
	음성군	520.32	93,505	9	520.3	93,505	9	0.00	0	0	-	-	-
	단양군	781.06	31,171	8	781.06	31,171	8	0.00	0	0	-	-	-
충남	소계	8,213.04	2,087,230	193	8,187.81	2,083,364	192	25.23	3,866	1	0.3	0.2	0.5
	천안시	636.07	606,540	30	636.07	606,540	30				0.0	0.0	0.0
	공주시	863.77	116,369	16	863.77	116,369	16	0.00	0	0	0.0	0.0	0.0
	보령시	569.01	104,938	17	545.88	101,448	16	23.13	3,490	1	4.1	3.3	5.9
	아산시	542.18	299,129	17	542.18	299,129	17				0.0	0.0	0.0

구분		전체 행정구역			생활폐기물 관리구역			생활폐기물 관리제외지역			관리제외지역 비율(%)		
시도	시군구	면적(㎢)	인구(명)	동(읍·면)수	면적(㎢)	인구(명)	동(읍·면)수	면적(㎢)	인구(명)	동(읍·면)수	면적비	인구비	동(읍·면)수
충남	서산시	740.78	168,951	15	739.68	168,671	15	1.10	280	0	0.1	0.2	0.0
	논산시	554.78	128,965	0	554.78	128,965					0.0	0.0	0.0
	계룡시	60.78	40,957	4	60.78	40,957	4	0.00	0	0	0.0	0.0	0.0
	당진시	694.75	164,314	14	694.75	164,314	14				0.0	0.0	0.0
	금산군	576.69	55,441	10	576.69	55,441	10	0.00	0	0	0.0	0.0	0.0
	부여군	624.70	73,259	16	624.70	73,259	16				0.0	0.0	0.0
	서천군	359.00	58,441	13	358.00	58,345	13	1.00	96		0.3	0.2	0.0
	청양군	479.34	32,601	10	479.34	32,601	10	0.00	0	0	0.0	0.0	0.0
	홍성군	443.95	89,704	11	443.95	89,704	11				0.0	0.0	0.0
	예산군	542.31	85,205	12	542.31	85,205	12				0.0	0.0	0.0
	태안군	524.93	62,416	8	524.93	62,416	8	0.00	-		0.0	0.0	0.0
전북	소계	8,066.77	1,878,419	241	8,066.77	1,878,419	241	0.00	0.0	0.0	-	-	-
	전주시	206.03	655,358	33	206.03	655,358	33				0.0	0.0	0.0
	군산시	394.85	278,319	27	394.85	278,319	27	0.00	0	0	-	-	-
	익산시	506.62	306,539	29	506.62	306,539	29				0.0	0.0	0.0
	정읍시	692.77	118,328	23	692.8	118,328	23	-	-	-	0.0	0.0	0.0
	남원시	752.41	86,460	23	752.41	86,460	23				0.0	0.0	0.0
	김제시	544.88	91,218	19	544.88	91,218	19				0.0	0.0	0.0
	완주군	820.77	86,978	13	820.77	86,978	13				0.0	0.0	0.0
	진안군	789.16	26,963	11	789.16	26,963	11	0.00	0.0	0.0	-	-	-
	무주군	631.90	25,398	6	631.90	25,398	6	0.00	0.0	0.0	-	-	-
	장수군	533.43	23,243	7	533.43	23,243	7				0.0	0.0	0.0
	임실군	597.21	29,739	12	597.21	29,739	12				0.0	0.0	0.0
	순창군	495.92	30,272	11	495.92	30,272	11				0.0	0.0	0.0
	고창군	607.74	60,440	14	607.74	60,440	14				0.0	0.0	0.0
	부안군	493.08	59,164	13	493.08	59,164	13				0.0	0.0	0.0
전남	소계	12,301.00	1,907,172	296	12,070.36	1,892,795	295	230.64	14,377	1	1.9	0.8	0.3
	목포시	50.60	240,936	23	40.90	239,752	23	9.70	1,184	0	19.2	0.5	0.0
	여수시	504.30	291,366	27	476.50	286,581	27	27.80	4,785	0	5.5	1.6	0.0
	순천시	907.44	275,668	24	907.44	275,668	24				0.0	0.0	0.0
	나주시	608.58	87,754	19	608.58	87,754	19				0.0	0.0	0.0
	광양시	460.06	151,621	12	460.06	151,621	12	0.00	0	0	0.0	0.0	0.0
	담양군	454.95	47,365	12	454.95	47,365	12				0.0	0.0	0.0
	곡성군	547.46	31,009	11	547.46	31,009	11				0.0	0.0	0.0
	구례군	443.24	27,115	8	436.84	27,005	8	6.40	110	0	1.4	0.4	0.0
	고흥군	807.33	70,631	16	797.48	70,132	16	9.85	499	0	1.2	0.7	0.0
	보성군	663.54	46,385	12	659.44	46,187	12	4.10	198		0.6	0.4	0.0
	화순군	786.84	67,829	13	786.84	67,829	13	0.00	0	0	0.0	0.0	0.0
	장흥군	622.40	43,004	10	622.40	43,004	10	0.00	0	0	0.0	0.0	0.0
	강진군	500.96	40,079	11	500.96	40,079	11				0.0	0.0	0.0
	해남군	1,013.08	77,684	14	1,009.58	77,284	14	3.50	400		0.3	0.5	0.0
	영암군	603.49	59,061	11	603.49	59,061	11				0.0	0.0	0.0
	무안군	448.94	79,367	9	448.44	79,315	9	0.50	52	0	0.1	0.1	0.0
	함평군	392.26	35,610	9	392.26	35,610	9				0.0	0.0	0.0
	영광군	474.95	57,617	11	462.82	56,982	10	12.13	635	1	2.6	1.1	9.1
	장성군	518.50	46,292	11	518.50	46,292	11	0.00	0	0	0.0	0.0	0.0
	완도군	396.29	53,619	12	356.39	50,941	12	39.90	2,678	0	10.1	5.0	0.0
	진도군	440.12	32,998	7	436.03	32,672	7	4.09	326		0.9	1.0	0.0
	신안군	655.67	44,162	14	543.00	40,652	14	112.67	3,510	0	17.2	7.9	0.0
경북	소계	19,029.44	2,742,939	331	18,490.84	2,736,320	331	538.60	6,619	0	2.83	0.24	-
	포항시	1,129.82	524,093	29	1,129.82	524,093	29				0.0	0.0	0.0
	경주시	1,324.53	270,493	23	1,324.53	270,493	23				0.0	0.0	0.0

구분		전체 행정구역			생활폐기물 관리구역			생활폐기물 관리제외지역			관리제외지역 비율(%)		
시도	시군구	면적(㎢)	인구(명)	동(읍·면)수	면적(㎢)	인구(명)	동(읍·면)수	면적(㎢)	인구(명)	동(읍·면)수	면적비	인구비	동(읍·면)수
경북	김천시	1,009.31	136,858	21	1,009.31	136,858	21				0.0	0.0	0.0
	안동시	1,521.87	169,904	24	1,521.87	169,904	24				0.0	0.0	0.0
	구미시	615.42	425,388	27	615.42	425,388	27				0.0	0.0	0.0
	영주시	669.04	113,417	19	669.04	113,417	19				0.0	0.0	0.0
	영천시	919.38	103,157	16	919.38	103,157	16				0.0	0.0	0.0
	상주시	1,254.78	104,170	24	1,254.78	104,170	24				0.0	0.0	0.0
	문경시	911.61	76,245	14	443.61	70,146	14	468.00	6,099		51.34	8.00	0.0
	경산시	411.70	255,588	15	411.70	255,588	15				0.0	0.0	0.0
	군위군	614.21	24,681	8	614.21	24,681	8				0.0	0.0	0.0
	의성군	1,175.82	56,636	18	1,175.82	56,636	18	0.00	0	0	-	-	-
	청송군	846.08	26,707	8	846.08	26,707	8				0.0	0.0	0.0
	영양군	815.15	18,491	6	815.15	18,491	6				0.0	0.0	0.0
	영덕군	741.12	40,743	9	741.12	40,743	9				0.0	0.0	0.0
	청도군	693.91	44,510	9	693.91	44,510	9	0.00	0	0	-	-	-
	고령군	384.09	36,776	8	384.09	36,776	8				0.0	0.0	0.0
	성주군	616.03	46,421	10	616.03	46,421	10				0.0	0.0	0.0
	칠곡군	450.94	124,830	8	450.94	124,830	8				0.0	0.0	0.0
	예천군	661.16	45,985	12	661.16	45,985	12				0.0	0.0	0.0
	봉화군	1,201.20	34,171	10	1,201.20	34,171	10				0.0	0.0	0.0
	울진군	989.37	53,013	10	989.37	53,013	10				0.0	0.0	0.0
	울릉군	72.90	10,662	3	2.30	10,142	3	70.60	520		96.84	4.88	0.0
경남	소계	10,536.58	3,333,820	315	10,508.11	3,331,655	315	28	2,165	0	0.3	0.1	0.0
	창원시	747.33	1,083,731	62	745.73	1,083,512	62	2	219		0.2	0.0	0.0
	진주시	712.90	337,071	32	709.00	336,379	32	4	692		0.5	0.2	0.0
	통영시	239.22	139,719	15	239.22	139,719	15				0.0	0.0	0.0
	사천시	398.60	116,851	14	397.30	116,316	14	1	535		0.3	0.5	0.0
	김해시	463.36	522,049	19	463.36	522,049	19				0.0	0.0	0.0
	밀양시	798.57	108,342	16	798.57	108,342	16				0.0	0.0	0.0
	거제시	402.01	242,077	19	399.54	241,570	19	2	507		0.6	0.2	0.0
	양산시	485.00	279,565	13	485.00	279,565	13				0.0	0.0	0.0
	의령군	482.90	29,417	13	464.70	29,317	13	18	100		3.8	0.3	0.0
	함안군	416.89	67,667	10	416.89	67,667	10				0.0	0.0	0.0
	창녕군	532.84	63,447	14	532.84	63,447	14				0.0	0.0	0.0
	고성군	517.68	56,369	14	517.68	56,369	14				0.0	0.0	0.0
	남해군	357.63	47,244	10	356.63	47,132	10	1	112		0.3	0.2	0.0
	하동군	675.23	50,177	13	675.23	50,177	13				0.0	0.0	0.0
	산청군	794.82	35,935	11	794.82	35,935	11				0.0	0.0	0.0
	함양군	724.90	40,692	11	724.90	40,692	11				0.0	0.0	0.0
	거창군	803.17	63,177	12	803.17	63,177	12				0.0	0.0	0.0
	합천군	983.53	50,290	17	983.53	50,290	17				0.0	0.0	0.0
제주	소계	1,849.29	604,670	43	1,849.29	604,670	43	0.00	0	0	-	-	-
	제주시	978.33	445,457	26	978.33	445,457	26				0.0	0.0	0.0
	서귀포시	870.96	159,213	17	870.96	159,213	17				0.0	0.0	0.0

2. 폐기물 발생 및 처리현황

생활폐기물(가정생활폐기물+사업장생활폐기물)

(단위:톤/일)

구분		발생량 및 처리현황		총계	종량제에 의한 혼합배출													재활용가능자원 분리배출																	남은 음식물류 배출(분리배출 지역일 경우)
					소계	가 연 성							불 연 성					소계	종이류	유리병류	캔류	합성수지류	플라스틱류	전자제품	전지류	타이어	윤활유	형광등	고철류	의류	영농폐기물	가구류	폐식용유	기타	
시도	시군구					소계	음식물채소류	종이류	나무류	고무피혁류	플라스틱류	기타	소계	유리류	금속류	토사류	기타																		
전국	합계	발생량		48,728.2	22,291.9	18,420.3	162.0	5,382.7	2,776.3	953.6	3,126.5	6,019.2	3,871.6	499.3	346.4	905.6	2,120.3	13,935.1	4,128.4	1,797.4	682.7	1,335.2	1,238.9	130.1	69.2	24.5	17.2	60.4	2,207.3	138.8	506.8	365.7	30.2	1,202.3	12,501.2
		처리방법	매 립	7,613.5	7,507.8	4,656.7	34.2	1,437.2	365.8	221.7	824.8	1,773.0	2,851.1	339.3	267.7	584.1	1,660.0	0.0	0.0	0.0	0.0	0.0	0.0	0.0	0.0	0.0	0.0	0.0	0.0	0.0	0.0	0.0	0.0	0.0	105.7
			소 각	12,330.8	12,034.8	11,514.8	88.1	3,823.6	997.9	724.4	1,999.8	3,881.0	520.0	88.8	61.6	83.0	286.6	0.0	0.0	0.0	0.0	0.0	0.0	0.0	0.0	0.0	0.0	0.0	0.0	0.0	0.0	0.0	0.0	0.0	296.0
			재활용	28,783.9	2,749.3	2,248.8	39.7	121.9	1,412.6	7.5	301.9	365.2	500.5	71.2	17.1	238.5	173.7	13,935.1	4,128.4	1,797.4	682.7	1,335.2	1,238.9	130.1	69.2	24.5	17.2	60.4	2,207.3	138.8	506.8	365.7	30.2	1,202.3	12,099.5
서울	소계	발생량		8,559.0	3,079.0	2,912.6	2.5	785.5	145.3	118.0	273.5	1,587.8	166.4	27.1	24.6	19.2	95.5	2,398.0	874.6	355.5	122.9	246.3	233.1	31.1	21.8	11.2	11.0	25.9	134.1	14.7	3.7	112.1	7.8	192.2	3,082.0
		처리방법	매 립	774.1	774.1	671.6	0.5	129.2	29.1	33.1	49.3	430.4	102.5	13.5	10.7	10.9	67.4	0.0	0.0	0.0	0.0	0.0	0.0	0.0	0.0	0.0	0.0	0.0	0.0	0.0	0.0	0.0	0.0	0.0	0.0
			소 각	2,303.5	2,293.9	2,231.0	2.0	652.5	115.9	84.9	224.2	1,151.5	62.9	12.6	13.9	8.3	28.1	0.0	0.0	0.0	0.0	0.0	0.0	0.0	0.0	0.0	0.0	0.0	0.0	0.0	0.0	0.0	0.0	0.0	9.6
			재활용	5,481.4	11.0	10.0	0.0	3.8	0.3	0.0	0.0	5.9	1.0	1.0	0.0	0.0	0.0	2,398.0	874.6	355.5	122.9	246.3	233.1	31.1	21.8	11.2	11.0	25.9	134.1	14.7	3.7	112.1	7.8	192.2	3,072.4
	종로구	발생량		354.7	132.2	132.0	0.0	0.4	4.6	4.4	1.3	121.3	0.2	0.0	0.0	0.0	0.2	106.9	36.9	20.4	9.7	13.3	16.8	3.5	0.7	0.0	0.0	0.9	0.2	0.4	0.0	0.0	3.0	1.1	115.6
		처리방법	매 립	33.4	33.4	33.2	0.0	0.0	0.5	0.2	0.4	32.1	0.2	0.0	0.0	0.0	0.2	0.0	0.0	0.0	0.0	0.0	0.0	0.0	0.0	0.0	0.0	0.0	0.0	0.0	0.0	0.0	0.0	0.0	0.0
			소 각	98.8	98.8	98.8	0.0	0.4	4.1	4.2	0.9	89.2	0.0	0.0	0.0	0.0	0.0	0.0	0.0	0.0	0.0	0.0	0.0	0.0	0.0	0.0	0.0	0.0	0.0	0.0	0.0	0.0	0.0	0.0	0.0
			재활용	222.5	0.0	0.0	0.0	0.0	0.0	0.0	0.0	0.0	0.0	0.0	0.0	0.0	0.0	106.9	36.9	20.4	9.7	13.3	16.8	3.5	0.7	0.0	0.0	0.9	0.2	0.4	0.0	0.0	3.0	1.1	115.6
	중구	발생량		507.9	180.0	179.0	0.0	39.9	19.5	13.7	41.7	64.2	1.0	1.0	0.0	0.0	0.0	196.5	149.4	8.1	3.1	1.6	2.7	0.0	0.0	0.0	0.0	1.4	21.3	0.0	0.0	0.0	0.0	8.9	131.4
		처리방법	매 립	13.3	13.3	12.3	0.0	3.9	1.8	1.3	1.2	4.1	1.0	1.0	0.0	0.0	0.0	0.0	0.0	0.0	0.0	0.0	0.0	0.0	0.0	0.0	0.0	0.0	0.0	0.0	0.0	0.0	0.0	0.0	0.0
			소 각	166.7	166.7	166.7	0.0	36.0	17.7	12.4	40.5	60.1	0.0	0.0	0.0	0.0	0.0	0.0	0.0	0.0	0.0	0.0	0.0	0.0	0.0	0.0	0.0	0.0	0.0	0.0	0.0	0.0	0.0	0.0	0.0
			재활용	327.9	0.0	0.0	0.0	0.0	0.0	0.0	0.0	0.0	0.0	0.0	0.0	0.0	0.0	196.5	149.4	8.1	3.1	1.6	2.7	0.0	0.0	0.0	0.0	1.4	21.3	0.0	0.0	0.0	0.0	8.9	131.4
	용산구	발생량		193.2	95.9	85.9	2.5	26.1	3.7	1.6	4.4	47.6	10.0	2.2	1.2	1.3	5.3	19.3	3.5	6.1	0.7	4.7	3.1	1.0	0.0	0.0	0.0	0.1	0.1	0.0	0.0	0.0	0.0	0.0	78.0
		처리방법	매 립	8.3	8.3	6.1	0.5	2.0	0.5	0.5	1.3	1.3	2.2	0.1	0.1	0.2	1.8	0.0	0.0	0.0	0.0	0.0	0.0	0.0	0.0	0.0	0.0	0.0	0.0	0.0	0.0	0.0	0.0	0.0	0.0
			소 각	87.6	87.6	79.8	2.0	24.1	3.2	1.1	3.1	46.3	7.8	2.1	1.1	1.1	3.5	0.0	0.0	0.0	0.0	0.0	0.0	0.0	0.0	0.0	0.0	0.0	0.0	0.0	0.0	0.0	0.0	0.0	0.0
			재활용	97.3	0.0	0.0	0.0	0.0	0.0	0.0	0.0	0.0	0.0	0.0	0.0	0.0	0.0	19.3	3.5	6.1	0.7	4.7	3.1	1.0	0.0	0.0	0.0	0.1	0.1	0.0	0.0	0.0	0.0	0.0	78.0
	성동구	발생량		261.8	88.3	87.2	0.0	36.0	3.1	2.4	25.5	20.2	1.1	0.1	0.2	0.1	0.7	86.8	40.4	15.1	8.1	4.6	10.0	0.7	0.0	0.6	0.0	0.0	4.5	1.1	0.0	0.5	0.2	1.0	86.7
		처리방법	매 립	15.8	15.8	14.7	0.0	3.8	0.7	1.2	2.0	7.0	1.1	0.1	0.2	0.1	0.7	0.0	0.0	0.0	0.0	0.0	0.0	0.0	0.0	0.0	0.0	0.0	0.0	0.0	0.0	0.0	0.0	0.0	0.0
			소 각	72.5	72.5	72.5	0.0	32.2	2.4	1.2	23.5	13.2	0.0	0.0	0.0	0.0	0.0	0.0	0.0	0.0	0.0	0.0	0.0	0.0	0.0	0.0	0.0	0.0	0.0	0.0	0.0	0.0	0.0	0.0	0.0
			재활용	173.5	0.0	0.0	0.0	0.0	0.0	0.0	0.0	0.0	0.0	0.0	0.0	0.0	0.0	86.8	40.4	15.1	8.1	4.6	10.0	0.7	0.0	0.6	0.0	0.0	4.5	1.1	0.0	0.5	0.2	1.0	86.7
	광진구	발생량		379.3	100.6	94.3	0.0	36.9	2.2	1.9	21.1	32.2	6.3	0.8	0.9	0.9	3.7	179.8	85.3	21.4	3.1	4.6	15.4	1.8	4.3	0.0	0.0	0.5	14.1	0.0	0.0	25.6	0.0	3.7	98.9
		처리방법	매 립	27.2	27.2	25.3	0.0	10.2	0.6	0.6	6.5	7.4	1.9	0.2	0.2	0.2	1.3	0.0	0.0	0.0	0.0	0.0	0.0	0.0	0.0	0.0	0.0	0.0	0.0	0.0	0.0	0.0	0.0	0.0	0.0
			소 각	66.3	66.3	61.9	0.0	22.9	1.3	1.3	14.6	21.8	4.4	0.6	0.7	0.7	2.4	0.0	0.0	0.0	0.0	0.0	0.0	0.0	0.0	0.0	0.0	0.0	0.0	0.0	0.0	0.0	0.0	0.0	0.0
			재활용	285.8	7.1	7.1	0.0	3.8	0.3	0.0	0.0	3.0	0.0	0.0	0.0	0.0	0.0	179.8	85.3	21.4	3.1	4.6	15.4	1.8	4.3	0.0	0.0	0.5	14.1	0.0	0.0	25.6	0.0	3.7	98.9
	동대문구	발생량		396.8	117.4	112.5	0.0	56.0	14.1	3.3	16.8	22.3	4.9	0.0	0.0	0.0	4.9	180.8	89.9	38.9	26.5	6.0	6.6	0.6	0.2	0.0	0.0	0.2	2.0	0.0	0.0	2.2	0.0	7.7	98.6
		처리방법	매 립	14.0	14.0	9.1	0.0	0.9	2.3	0.0	1.3	4.6	4.9	0.0	0.0	0.0	4.9	0.0	0.0	0.0	0.0	0.0	0.0	0.0	0.0	0.0	0.0	0.0	0.0	0.0	0.0	0.0	0.0	0.0	0.0
			소 각	103.4	103.4	103.4	0.0	55.1	11.8	3.3	15.5	17.7	0.0	0.0	0.0	0.0	0.0	0.0	0.0	0.0	0.0	0.0	0.0	0.0	0.0	0.0	0.0	0.0	0.0	0.0	0.0	0.0	0.0	0.0	0.0
			재활용	279.4	0.0	0.0	0.0	0.0	0.0	0.0	0.0	0.0	0.0	0.0	0.0	0.0	0.0	180.8	89.9	38.9	26.5	6.0	6.6	0.6	0.2	0.0	0.0	0.2	2.0	0.0	0.0	2.2	0.0	7.7	98.6
	중랑구	발생량		227.4	100.3	96.7	0.0	70.6	5.7	7.1	3.4	9.9	3.6	1.4	0.8	0.3	1.1	24.5	1.2	3.5	0.4	5.3	1.9	0.0	0.1	0.2	0.0	0.1	0.2	0.1	0.0	0.0	0.1	11.4	102.6
		처리방법	매 립	13.9	13.9	10.3	0.0	2.5	2.0	2.8	0.7	2.3	3.6	1.4	0.8	0.3	1.1	0.0	0.0	0.0	0.0	0.0	0.0	0.0	0.0	0.0	0.0	0.0	0.0	0.0	0.0	0.0	0.0	0.0	0.0
			소 각	86.4	86.4	86.4	0.0	68.1	3.7	4.3	2.7	7.6	0.0	0.0	0.0	0.0	0.0	0.0	0.0	0.0	0.0	0.0	0.0	0.0	0.0	0.0	0.0	0.0	0.0	0.0	0.0	0.0	0.0	0.0	0.0
			재활용	127.1	0.0	0.0	0.0	0.0	0.0	0.0	0.0	0.0	0.0	0.0	0.0	0.0	0.0	24.5	1.2	3.5	0.4	5.3	1.9	0.0	0.1	0.2	0.0	0.1	0.2	0.1	0.0	0.0	0.1	11.4	102.6
	성북구	발생량		274.9	117.3	110.3	0.0	22.4	2.3	6.1	8.5	71.0	7.0	0.1	0.0	0.4	6.5	52.6	3.6	4.4	0.9	23.0	4.4	0.3	0.1	0.0	0.0	0.3	0.2	0.0	0.0	14.1	0.2	1.1	105.0
		처리방법	매 립	14.9	14.9	7.9	0.0	0.2	0.2	0.1	0.2	7.2	7.0	0.1	0.0	0.4	6.5	0.0	0.0	0.0	0.0	0.0	0.0	0.0	0.0	0.0	0.0	0.0	0.0	0.0	0.0	0.0	0.0	0.0	0.0
			소 각	102.4	102.4	102.4	0.0	22.2	2.1	6.0	8.3	63.8	0.0	0.0	0.0	0.0	0.0	0.0	0.0	0.0	0.0	0.0	0.0	0.0	0.0	0.0	0.0	0.0	0.0	0.0	0.0	0.0	0.0	0.0	0.0
			재활용	157.6	0.0	0.0	0.0	0.0	0.0	0.0	0.0	0.0	0.0	0.0	0.0	0.0	0.0	52.6	3.6	4.4	0.9	23.0	4.4	0.3	0.1	0.0	0.0	0.3	0.2	0.0	0.0	14.1	0.2	1.1	105.0
	강북구	발생량		232.6	76.5	73.6	0.0	20.2	0.5	0.4	3.3	49.2	2.9	0.0	0.0	0.0	2.9	68.4	4.4	21.8	6.9	11.8	14.7	0.6	0.4	0.0	0.0	2.6	3.7	0.3	0.0	0.0	0.7	0.5	87.7
		처리방법	매 립	6.6	6.6	3.7	0.0	0.0	0.0	0.0	0.0	3.7	2.9	0.0	0.0	0.0	2.9	0.0	0.0	0.0	0.0	0.0	0.0	0.0	0.0	0.0	0.0	0.0	0.0	0.0	0.0	0.0	0.0	0.0	0.0
			소 각	69.9	69.9	69.9	0.0	20.2	0.5	0.4	3.3	45.5	0.0	0.0	0.0	0.0	0.0	0.0	0.0	0.0	0.0	0.0	0.0	0.0	0.0	0.0	0.0	0.0	0.0	0.0	0.0	0.0	0.0	0.0	0.0
			재활용	156.1	0.0	0.0	0.0	0.0	0.0	0.0	0.0	0.0	0.0	0.0	0.0	0.0	0.0	68.4	4.4	21.8	6.9	11.8	14.7	0.6	0.4	0.0	0.0	2.6	3.7	0.3	0.0	0.0	0.7	0.5	87.7

(단위:톤/일)

구 분		발생량 및 처리현황		총계	종량제에 의한 혼합배출													재활용가능자원 분리배출																	남은 음식물류 배출(분리배출 지역일 경우)
					소계	가 연 성							불 연 성					소계	종이류	유리병류	캔류	합성수지류	플라스틱류	전자제품	전지류	타이어	윤활유	형광등	고철류	의류	영농폐기물	가구류	폐식용유	기타	
시도	시군구					소계	음식물채소류	종이류	나무류	고무피혁류	플라스틱류	기타	소계	유리류	금속류	토사류	기타																		
서울	도봉구	발생량		386.2	67.7	61.1	0.0	19.4	3.5	2.2	12.2	23.8	6.6	0.8	0.0	2.5	3.3	226.8	97.9	8.9	20.6	24.5	41.4	0.3	0.4	0.0	0.0	0.2	28.5	0.0	0.0	1.5	0.0	2.6	91.7
		처리방법	매 립	9.1	9.1	2.5	0.0	0.2	0.2	0.8	0.3	1.0	6.6	0.8	0.0	2.5	3.3	0.0	0.0	0.0	0.0	0.0	0.0	0.0	0.0	0.0	0.0	0.0	0.0	0.0	0.0	0.0	0.0	0.0	0.0
			소 각	58.6	58.6	58.6	0.0	19.2	3.3	1.4	11.9	22.8	0.0	0.0	0.0	0.0	0.0	0.0	0.0	0.0	0.0	0.0	0.0	0.0	0.0	0.0	0.0	0.0	0.0	0.0	0.0	0.0	0.0	0.0	0.0
			재활용	318.5	0.0	0.0	0.0	0.0	0.0	0.0	0.0	0.0	0.0	0.0	0.0	0.0	0.0	226.8	97.9	8.9	20.6	24.5	41.4	0.3	0.4	0.0	0.0	0.2	28.5	0.0	0.0	1.5	0.0	2.6	91.7
	노원구	발생량		302.4	119.3	115.3	0.0	31.5	10.2	1.2	1.3	71.1	4.0	0.0	0.0	0.0	4.0	19.8	1.4	4.2	0.3	1.8	2.0	1.5	0.1	0.0	0.0	0.2	0.2	0.0	0.0	7.2	0.0	0.9	163.3
		처리방법	매 립	4.0	4.0	0.0	0.0	0.0	0.0	0.0	0.0	0.0	4.0	0.0	0.0	0.0	4.0	0.0	0.0	0.0	0.0	0.0	0.0	0.0	0.0	0.0	0.0	0.0	0.0	0.0	0.0	0.0	0.0	0.0	0.0
			소 각	115.3	115.3	115.3	0.0	31.5	10.2	1.2	1.3	71.1	0.0	0.0	0.0	0.0	0.0	0.0	0.0	0.0	0.0	0.0	0.0	0.0	0.0	0.0	0.0	0.0	0.0	0.0	0.0	0.0	0.0	0.0	0.0
			재활용	183.1	0.0	0.0	0.0	0.0	0.0	0.0	0.0	0.0	0.0	0.0	0.0	0.0	0.0	19.8	1.4	4.2	0.3	1.8	2.0	1.5	0.1	0.0	0.0	0.2	0.2	0.0	0.0	7.2	0.0	0.9	163.3
	은평구	발생량		294.9	143.9	139.6	0.0	15.4	14.5	6.7	4.0	99.0	4.3	1.0	0.8	0.8	1.7	66.3	9.1	5.0	5.8	1.5	4.3	5.1	0.4	0.0	0.0	0.2	16.1	1.8	0.0	16.7	0.3	0.0	84.7
		처리방법	매 립	99.1	99.1	94.8	0.0	8.9	2.7	4.6	2.1	76.5	4.3	1.0	0.8	0.8	1.7	0.0	0.0	0.0	0.0	0.0	0.0	0.0	0.0	0.0	0.0	0.0	0.0	0.0	0.0	0.0	0.0	0.0	0.0
			소 각	41.9	41.9	41.9	0.0	6.5	11.8	2.1	1.9	19.6	0.0	0.0	0.0	0.0	0.0	0.0	0.0	0.0	0.0	0.0	0.0	0.0	0.0	0.0	0.0	0.0	0.0	0.0	0.0	0.0	0.0	0.0	0.0
			재활용	153.9	2.9	2.9	0.0	0.0	0.0	0.0	0.0	2.9	0.0	0.0	0.0	0.0	0.0	66.3	9.1	5.0	5.8	1.5	4.3	5.1	0.4	0.0	0.0	0.2	16.1	1.8	0.0	16.7	0.3	0.0	84.7
	서대문구	발생량		262.4	102.6	100.5	0.0	9.2	5.7	3.6	4.0	78.0	2.1	0.0	0.1	0.0	2.0	71.1	20.3	22.6	1.9	5.9	4.9	0.0	5.8	0.0	0.0	0.3	9.0	0.1	0.0	0.0	0.0	0.3	88.7
		처리방법	매 립	9.0	9.0	6.9	0.0	1.0	0.5	0.2	0.9	4.3	2.1	0.0	0.1	0.0	2.0	0.0	0.0	0.0	0.0	0.0	0.0	0.0	0.0	0.0	0.0	0.0	0.0	0.0	0.0	0.0	0.0	0.0	0.0
			소 각	93.6	93.6	93.6	0.0	8.2	5.2	3.4	3.1	73.7	0.0	0.0	0.0	0.0	0.0	0.0	0.0	0.0	0.0	0.0	0.0	0.0	0.0	0.0	0.0	0.0	0.0	0.0	0.0	0.0	0.0	0.0	0.0
			재활용	159.8	0.0	0.0	0.0	0.0	0.0	0.0	0.0	0.0	0.0	0.0	0.0	0.0	0.0	71.1	20.3	22.6	1.9	5.9	4.9	0.0	5.8	0.0	0.0	0.3	9.0	0.1	0.0	0.0	0.0	0.3	88.7
	마포구	발생량		287.0	126.7	118.2	0.0	72.4	1.7	1.5	23.0	19.6	8.5	0.8	0.6	0.3	6.8	37.3	8.4	9.0	1.0	2.3	4.1	0.1	0.0	0.0	0.0	0.9	0.0	0.0	0.0	6.6	0.0	4.9	123.0
		처리방법	매 립	13.7	13.7	13.3	0.0	5.9	0.2	0.1	3.2	3.9	0.4	0.1	0.1	0.0	0.2	0.0	0.0	0.0	0.0	0.0	0.0	0.0	0.0	0.0	0.0	0.0	0.0	0.0	0.0	0.0	0.0	0.0	0.0
			소 각	113.0	113.0	104.9	0.0	66.5	1.5	1.4	19.8	15.7	8.1	0.7	0.5	0.3	6.6	0.0	0.0	0.0	0.0	0.0	0.0	0.0	0.0	0.0	0.0	0.0	0.0	0.0	0.0	0.0	0.0	0.0	0.0
			재활용	160.3	0.0	0.0	0.0	0.0	0.0	0.0	0.0	0.0	0.0	0.0	0.0	0.0	0.0	37.3	8.4	9.0	1.0	2.3	4.1	0.1	0.0	0.0	0.0	0.9	0.0	0.0	0.0	6.6	0.0	4.9	123.0
	양천구	발생량		276.1	97.0	97.0	0.0	0.0	0.0	0.0	0.0	97.0	0.0	0.0	0.0	0.0	0.0	41.0	7.5	11.3	2.8	6.7	6.1	0.9	0.0	0.0	0.0	0.3	1.7	0.0	0.0	2.7	0.0	1.0	138.1
		처리방법	매 립	7.5	7.5	7.5	0.0	0.0	0.0	0.0	0.0	7.5	0.0	0.0	0.0	0.0	0.0	0.0	0.0	0.0	0.0	0.0	0.0	0.0	0.0	0.0	0.0	0.0	0.0	0.0	0.0	0.0	0.0	0.0	0.0
			소 각	89.5	89.5	89.5	0.0	0.0	0.0	0.0	0.0	89.5	0.0	0.0	0.0	0.0	0.0	0.0	0.0	0.0	0.0	0.0	0.0	0.0	0.0	0.0	0.0	0.0	0.0	0.0	0.0	0.0	0.0	0.0	0.0
			재활용	179.1	0.0	0.0	0.0	0.0	0.0	0.0	0.0	0.0	0.0	0.0	0.0	0.0	0.0	41.0	7.5	11.3	2.8	6.7	6.1	0.9	0.0	0.0	0.0	0.3	1.7	0.0	0.0	2.7	0.0	1.0	138.1
	강서구	발생량		370.2	118.9	108.0	0.0	27.1	2.6	6.4	8.1	63.8	10.9	1.8	1.5	0.2	7.4	80.6	3.8	7.3	0.7	38.4	3.5	0.0	0.0	0.0	0.0	0.3	0.5	0.0	0.0	0.0	0.0	26.1	170.7
		처리방법	매 립	23.9	23.9	16.5	0.0	5.4	2.6	0.6	3.1	4.8	7.4	0.1	0.2	0.0	7.1	0.0	0.0	0.0	0.0	0.0	0.0	0.0	0.0	0.0	0.0	0.0	0.0	0.0	0.0	0.0	0.0	0.0	0.0
			소 각	103.6	94.0	91.5	0.0	21.7	0.0	5.8	5.0	59.0	2.5	0.7	1.3	0.2	0.3	0.0	0.0	0.0	0.0	0.0	0.0	0.0	0.0	0.0	0.0	0.0	0.0	0.0	0.0	0.0	0.0	0.0	9.6
			재활용	242.7	1.0	0.0	0.0	0.0	0.0	0.0	0.0	0.0	1.0	1.0	0.0	0.0	0.0	80.6	3.8	7.3	0.7	38.4	3.5	0.0	0.0	0.0	0.0	0.3	0.5	0.0	0.0	0.0	0.0	26.1	161.1
	구로구	발생량		278.5	138.8	125.8	0.0	29.8	11.2	5.8	16.2	62.8	13.0	0.9	1.1	2.1	8.9	31.0	5.1	3.1	0.6	3.9	2.2	0.4	0.1	0.0	0.0	0.2	0.7	0.0	0.0	14.6	0.1	0.0	108.7
		처리방법	매 립	16.5	16.5	13.9	0.0	4.3	1.7	0.5	2.4	5.0	2.6	0.2	0.2	0.4	1.8	0.0	0.0	0.0	0.0	0.0	0.0	0.0	0.0	0.0	0.0	0.0	0.0	0.0	0.0	0.0	0.0	0.0	0.0
			소 각	122.3	122.3	111.9	0.0	25.5	9.5	5.3	13.8	57.8	10.4	0.7	0.9	1.7	7.1	0.0	0.0	0.0	0.0	0.0	0.0	0.0	0.0	0.0	0.0	0.0	0.0	0.0	0.0	0.0	0.0	0.0	0.0
			재활용	139.7	0.0	0.0	0.0	0.0	0.0	0.0	0.0	0.0	0.0	0.0	0.0	0.0	0.0	31.0	5.1	3.1	0.6	3.9	2.2	0.4	0.1	0.0	0.0	0.2	0.7	0.0	0.0	14.6	0.1	0.0	108.7
	금천구	발생량		180.2	81.2	78.8	0.0	31.2	2.8	10.6	9.5	24.7	2.4	0.0	0.0	0.8	1.6	31.2	2.4	10.5	1.1	3.5	4.5	0.3	0.1	0.0	0.0	0.6	0.8	0.4	0.0	4.7	0.0	2.3	67.8
		처리방법	매 립	73.1	73.1	70.7	0.0	31.2	2.8	10.6	9.5	16.6	2.4	0.0	0.0	0.8	1.6	0.0	0.0	0.0	0.0	0.0	0.0	0.0	0.0	0.0	0.0	0.0	0.0	0.0	0.0	0.0	0.0	0.0	0.0
			소 각	8.1	8.1	8.1	0.0	0.0	0.0	0.0	0.0	8.1	0.0	0.0	0.0	0.0	0.0	0.0	0.0	0.0	0.0	0.0	0.0	0.0	0.0	0.0	0.0	0.0	0.0	0.0	0.0	0.0	0.0	0.0	0.0
			재활용	99.0	0.0	0.0	0.0	0.0	0.0	0.0	0.0	0.0	0.0	0.0	0.0	0.0	0.0	31.2	2.4	10.5	1.1	3.5	4.5	0.3	0.1	0.0	0.0	0.6	0.8	0.4	0.0	4.7	0.0	2.3	67.8
	영등포구	발생량		305.8	142.1	127.6	0.0	112.4	4.5	4.0	3.7	3.0	14.5	4.0	4.0	5.5	1.0	22.9	2.9	1.8	0.7	7.6	2.6	1.3	0.1	0.1	0.0	0.1	0.5	1.1	0.0	3.5	0.6	0.0	140.8
		처리방법	매 립	29.9	29.9	26.4	0.0	20.9	1.5	1.5	1.5	1.0	3.5	1.0	1.0	1.5	0.0	0.0	0.0	0.0	0.0	0.0	0.0	0.0	0.0	0.0	0.0	0.0	0.0	0.0	0.0	0.0	0.0	0.0	0.0
			소 각	112.2	112.2	101.2	0.0	91.5	3.0	2.5	2.2	2.0	11.0	3.0	3.0	4.0	1.0	0.0	0.0	0.0	0.0	0.0	0.0	0.0	0.0	0.0	0.0	0.0	0.0	0.0	0.0	0.0	0.0	0.0	0.0
			재활용	163.7	0.0	0.0	0.0	0.0	0.0	0.0	0.0	0.0	0.0	0.0	0.0	0.0	0.0	22.9	2.9	1.8	0.7	7.6	2.6	1.3	0.1	0.1	0.0	0.1	0.5	1.1	0.0	3.5	0.6	0.0	140.8
	동작구	발생량		327.5	100.6	100.4	0.0	0.0	0.0	0.0	0.0	100.4	0.2	0.0	0.0	0.0	0.2	120.6	68.0	6.0	2.4	14.9	7.6	0.2	0.1	0.0	0.0	10.8	0.0	0.0	3.7	0.0	0.0	6.9	106.3
		처리방법	매 립	13.4	13.4	13.2	0.0	0.0	0.0	0.0	0.0	13.2	0.2	0.0	0.0	0.0	0.2	0.0	0.0	0.0	0.0	0.0	0.0	0.0	0.0	0.0	0.0	0.0	0.0	0.0	0.0	0.0	0.0	0.0	0.0
			소 각	87.2	87.2	87.2	0.0	0.0	0.0	0.0	0.0	87.2	0.0	0.0	0.0	0.0	0.0	0.0	0.0	0.0	0.0	0.0	0.0	0.0	0.0	0.0	0.0	0.0	0.0	0.0	0.0	0.0	0.0	0.0	0.0
			재활용	226.9	0.0	0.0	0.0	0.0	0.0	0.0	0.0	0.0	0.0	0.0	0.0	0.0	0.0	120.6	68.0	6.0	2.4	14.9	7.6	0.2	0.1	0.0	0.0	10.8	0.0	0.0	3.7	0.0	0.0	6.9	106.3
	관악구	발생량		315.5	135.6	134.9	0.0	0.4	0.2	0.1	0.1	134.1	0.7	0.1	0.0	0.0	0.6	64.5	1.7	5.2	0.8	1.1	5.5	5.1	0.1	0.0	0.0	0.1	0.0	0.0	0.0	0.0	0.1	44.8	115.4
		처리방법	매 립	108.8	108.8	108.2	0.0	0.2	0.1	0.1	0.0	107.8	0.6	0.1	0.0	0.0	0.5	0.0	0.0	0.0	0.0	0.0	0.0	0.0	0.0	0.0	0.0	0.0	0.0	0.0	0.0	0.0	0.0	0.0	0.0
			소 각	26.8	26.8	26.7	0.0	0.2	0.1	0.0	0.1	26.3	0.1	0.0	0.0	0.0	0.1	0.0	0.0	0.0	0.0	0.0	0.0	0.0	0.0	0.0	0.0	0.0	0.0	0.0	0.0	0.0	0.0	0.0	0.0
			재활용	179.9	0.0	0.0	0.0	0.0	0.0	0.0	0.0	0.0	0.0	0.0	0.0	0.0	0.0	64.5	1.7	5.2	0.8	1.1	5.5	5.1	0.1	0.0	0.0	0.1	0.0	0.0	0.0	0.0	0.1	44.8	115.4

(단위:톤/일)

구 분		발생량 및 처리현황		총계	종량제에 의한 혼합배출													재활용가능자원 분리배출																	남은 음식물 류 배출(분리배출 지역일 경우)
					소계	가 연 성							불 연 성					소계	종이류	유리병류	캔류	합성수지류	플라스틱류	전자제품	전지류	타이어	윤활유	형광등	고철류	의류	영농폐기물	가구류	폐식용유	기타	
시도	시군구					소계	음식물채소류	종이류	나무류	고무피혁류	플라스틱류	기타	소계	유리류	금속류	토사류	기타																		
서울	서초구	발생량		552.3	161.8	158.3	0.0	64.5	15.2	19.8	53.3	5.5	3.5	1.2	1.3	0.7	0.3	197.4	101.2	46.4	2.3	21.6	15.4	0.6	0.1	0.0	0.0	0.2	0.0	0.0	0.0	1.4	0.5	7.7	193.1
		처리방법	매 립	29.5	29.5	26.0	0.0	10.2	2.6	3.3	8.9	1.0	3.5	1.2	1.3	0.7	0.3	0.0	0.0	0.0	0.0	0.0	0.0	0.0	0.0	0.0	0.0	0.0	0.0	0.0	0.0	0.0	0.0	0.0	0.0
			소 각	132.3	132.3	132.3	0.0	54.3	12.6	16.5	44.4	4.5	0.0	0.0	0.0	0.0	0.0	0.0	0.0	0.0	0.0	0.0	0.0	0.0	0.0	0.0	0.0	0.0	0.0	0.0	0.0	0.0	0.0	0.0	0.0
			재활용	390.5	0.0	0.0	0.0	0.0	0.0	0.0	0.0	0.0	0.0	0.0	0.0	0.0	0.0	197.4	101.2	46.4	2.3	21.6	15.4	0.6	0.1	0.0	0.0	0.2	0.0	0.0	0.0	1.4	0.5	7.7	193.1
	강남구	발생량		745.2	245.7	223.7	0.0	1.9	1.9	0.7	0.5	218.7	22.0	1.5	1.2	0.0	19.3	222.7	24.1	32.2	11.7	20.2	29.1	5.9	4.7	10.3	11.0	2.4	15.6	8.3	0.0	10.3	1.9	35.0	276.8
		처리방법	매 립	85.3	85.3	63.3	0.0	0.3	0.2	0.4	0.1	62.3	22.0	1.5	1.2	0.0	19.3	0.0	0.0	0.0	0.0	0.0	0.0	0.0	0.0	0.0	0.0	0.0	0.0	0.0	0.0	0.0	0.0	0.0	0.0
			소 각	160.4	160.4	160.4	0.0	1.6	1.7	0.3	0.4	156.4	0.0	0.0	0.0	0.0	0.0	0.0	0.0	0.0	0.0	0.0	0.0	0.0	0.0	0.0	0.0	0.0	0.0	0.0	0.0	0.0	0.0	0.0	0.0
			재활용	499.5	0.0	0.0	0.0	0.0	0.0	0.0	0.0	0.0	0.0	0.0	0.0	0.0	0.0	222.7	24.1	32.2	11.7	20.2	29.1	5.9	4.7	10.3	11.0	2.4	15.6	8.3	0.0	10.3	1.9	35.0	276.8
	송파구	발생량		599.8	174.1	152.7	0.0	59.3	13.1	9.5	9.5	61.3	21.4	7.5	7.7	0.0	6.2	238.9	104.9	38.3	10.1	15.4	22.9	0.8	4.0	0.0	0.0	3.0	14.1	1.1	0.0	0.5	0.1	23.7	186.8
		처리방법	매 립	42.3	42.3	34.4	0.0	15.0	4.6	2.8	2.8	9.2	7.9	2.8	3.0	0.0	2.1	0.0	0.0	0.0	0.0	0.0	0.0	0.0	0.0	0.0	0.0	0.0	0.0	0.0	0.0	0.0	0.0	0.0	0.0
			소 각	131.8	131.8	118.3	0.0	44.3	8.5	6.7	6.7	52.1	13.5	4.7	4.7	0.0	4.1	0.0	0.0	0.0	0.0	0.0	0.0	0.0	0.0	0.0	0.0	0.0	0.0	0.0	0.0	0.0	0.0	0.0	0.0
			재활용	425.7	0.0	0.0	0.0	0.0	0.0	0.0	0.0	0.0	0.0	0.0	0.0	0.0	0.0	238.9	104.9	38.3	10.1	15.4	22.9	0.8	4.0	0.0	0.0	3.0	14.1	1.1	0.0	0.5	0.1	23.7	186.8
	강동구	발생량		246.4	114.5	99.2	0.0	2.5	2.5	5.0	2.1	87.1	15.3	1.9	3.2	3.3	6.9	10.3	1.3	4.0	0.7	2.1	1.4	0.1	0.0	0.0	0.0	0.0	0.1	0.0	0.0	0.0	0.0	0.6	121.6
		처리방법	매 립	61.6	61.6	51.4	0.0	2.2	0.8	0.9	0.9	46.6	10.2	1.8	1.5	3.0	3.9	0.0	0.0	0.0	0.0	0.0	0.0	0.0	0.0	0.0	0.0	0.0	0.0	0.0	0.0	0.0	0.0	0.0	0.0
			소 각	52.9	52.9	47.8	0.0	0.3	1.7	4.1	1.2	40.5	5.1	0.1	1.7	0.3	3.0	0.0	0.0	0.0	0.0	0.0	0.0	0.0	0.0	0.0	0.0	0.0	0.0	0.0	0.0	0.0	0.0	0.0	0.0
			재활용	131.9	0.0	0.0	0.0	0.0	0.0	0.0	0.0	0.0	0.0	0.0	0.0	0.0	0.0	10.3	1.3	4.0	0.7	2.1	1.4	0.1	0.0	0.0	0.0	0.0	0.1	0.0	0.0	0.0	0.0	0.6	121.6
부산	소계	발생량		3,173.8	1,003.6	917.5	0.0	405.4	33.2	58.1	235.0	185.8	86.1	8.5	4.9	1.1	71.6	1,411.0	683.7	193.2	72.7	18.3	174.1	0.7	0.1	0.0	0.0	0.5	167.9	0.1	0.3	0.0	0.0	99.4	759.2
		처리방법	매 립	232.7	232.7	189.9	0.0	79.3	3.8	3.8	60.4	42.6	42.8	7.3	4.2	1.0	30.3	0.0	0.0	0.0	0.0	0.0	0.0	0.0	0.0	0.0	0.0	0.0	0.0	0.0	0.0	0.0	0.0	0.0	0.0
			소 각	770.9	770.9	727.6	0.0	326.1	29.4	54.3	174.6	143.2	43.3	1.2	0.7	0.1	41.3	0.0	0.0	0.0	0.0	0.0	0.0	0.0	0.0	0.0	0.0	0.0	0.0	0.0	0.0	0.0	0.0	0.0	0.0
			재활용	2,170.2	0.0	0.0	0.0	0.0	0.0	0.0	0.0	0.0	0.0	0.0	0.0	0.0	0.0	1,411.0	683.7	193.2	72.7	18.3	174.1	0.7	0.1	0.0	0.0	0.5	167.9	0.1	0.3	0.0	0.0	99.4	759.2
	중구	발생량		79.7	44.6	40.4	0.0	18.5	0.8	3.3	10.0	7.8	4.2	0.4	0.2	0.0	3.6	20.6	9.8	2.9	1.0	0.0	3.0	0.0	0.0	0.0	0.0	0.0	2.6	0.0	0.0	0.0	0.0	1.3	14.5
		처리방법	매 립	12.7	12.7	10.3	0.0	4.3	0.2	0.1	3.4	2.3	2.4	0.4	0.2	0.0	1.8	0.0	0.0	0.0	0.0	0.0	0.0	0.0	0.0	0.0	0.0	0.0	0.0	0.0	0.0	0.0	0.0	0.0	0.0
			소 각	31.9	31.9	30.1	0.0	14.2	0.6	3.2	6.6	5.5	1.8	0.0	0.0	0.0	1.8	0.0	0.0	0.0	0.0	0.0	0.0	0.0	0.0	0.0	0.0	0.0	0.0	0.0	0.0	0.0	0.0	0.0	0.0
			재활용	35.1	0.0	0.0	0.0	0.0	0.0	0.0	0.0	0.0	0.0	0.0	0.0	0.0	0.0	20.6	9.8	2.9	1.0	0.0	3.0	0.0	0.0	0.0	0.0	0.0	2.6	0.0	0.0	0.0	0.0	1.3	14.5
	서구	발생량		117.4	39.4	35.4	0.0	16.3	1.2	2.0	9.0	6.9	4.0	0.5	0.3	0.0	3.2	54.5	27.1	7.2	2.5	0.0	6.9	0.0	0.0	0.0	0.0	0.0	7.1	0.0	0.0	0.0	0.0	3.7	23.5
		처리방법	매 립	14.6	14.6	11.9	0.0	4.9	0.3	0.2	3.8	2.7	2.7	0.5	0.3	0.0	1.9	0.0	0.0	0.0	0.0	0.0	0.0	0.0	0.0	0.0	0.0	0.0	0.0	0.0	0.0	0.0	0.0	0.0	0.0
			소 각	24.8	24.8	23.5	0.0	11.4	0.9	1.8	5.2	4.2	1.3	0.0	0.0	0.0	1.3	0.0	0.0	0.0	0.0	0.0	0.0	0.0	0.0	0.0	0.0	0.0	0.0	0.0	0.0	0.0	0.0	0.0	0.0
			재활용	78.0	0.0	0.0	0.0	0.0	0.0	0.0	0.0	0.0	0.0	0.0	0.0	0.0	0.0	54.5	27.1	7.2	2.5	0.0	6.9	0.0	0.0	0.0	0.0	0.0	7.1	0.0	0.0	0.0	0.0	3.7	23.5
	동구	발생량		94.7	30.1	27.2	0.0	13.7	0.8	1.5	5.9	5.3	2.9	0.2	0.1	0.0	2.6	45.6	22.7	6.0	2.2	0.0	5.8	0.0	0.0	0.0	0.0	0.0	5.9	0.0	0.0	0.0	0.0	3.0	19.0
		처리방법	매 립	8.4	8.4	6.9	0.0	2.8	0.1	0.1	2.3	1.6	1.5	0.2	0.1	0.0	1.2	0.0	0.0	0.0	0.0	0.0	0.0	0.0	0.0	0.0	0.0	0.0	0.0	0.0	0.0	0.0	0.0	0.0	0.0
			소 각	21.7	21.7	20.3	0.0	10.9	0.7	1.4	3.6	3.7	1.4	0.0	0.0	0.0	1.4	0.0	0.0	0.0	0.0	0.0	0.0	0.0	0.0	0.0	0.0	0.0	0.0	0.0	0.0	0.0	0.0	0.0	0.0
			재활용	64.6	0.0	0.0	0.0	0.0	0.0	0.0	0.0	0.0	0.0	0.0	0.0	0.0	0.0	45.6	22.7	6.0	2.2	0.0	5.8	0.0	0.0	0.0	0.0	0.0	5.9	0.0	0.0	0.0	0.0	3.0	19.0
	영도구	발생량		117.8	29.3	24.2	0.0	10.4	0.5	0.4	8.0	4.9	5.1	0.8	0.5	0.0	3.8	63.1	31.4	8.3	11.1	0.0	8.0	0.0	0.0	0.0	0.0	0.0	0.0	0.0	0.0	0.0	0.0	4.3	25.4
		처리방법	매 립	6.7	6.7	5.5	0.0	2.3	0.1	0.1	1.8	1.2	1.2	0.2	0.1	0.0	0.9	0.0	0.0	0.0	0.0	0.0	0.0	0.0	0.0	0.0	0.0	0.0	0.0	0.0	0.0	0.0	0.0	0.0	0.0
			소 각	22.6	22.6	18.7	0.0	8.1	0.4	0.3	6.2	3.7	3.9	0.6	0.4	0.0	2.9	0.0	0.0	0.0	0.0	0.0	0.0	0.0	0.0	0.0	0.0	0.0	0.0	0.0	0.0	0.0	0.0	0.0	0.0
			재활용	88.5	0.0	0.0	0.0	0.0	0.0	0.0	0.0	0.0	0.0	0.0	0.0	0.0	0.0	63.1	31.4	8.3	11.1	0.0	8.0	0.0	0.0	0.0	0.0	0.0	0.0	0.0	0.0	0.0	0.0	4.3	25.4
	부산진구	발생량		366.5	123.2	112.0	0.0	51.2	3.4	7.5	28.2	21.7	11.2	1.0	0.7	0.0	9.5	159.4	70.4	26.3	6.3	0.0	31.3	0.0	0.0	0.0	0.0	0.0	16.0	0.0	0.0	0.0	0.0	9.1	83.9
		처리방법	매 립	34.4	34.4	28.1	0.0	11.7	0.5	0.4	9.2	6.3	6.3	1.0	0.7	0.0	4.6	0.0	0.0	0.0	0.0	0.0	0.0	0.0	0.0	0.0	0.0	0.0	0.0	0.0	0.0	0.0	0.0	0.0	0.0
			소 각	88.8	88.8	83.9	0.0	39.5	2.9	7.1	19.0	15.4	4.9	0.0	0.0	0.0	4.9	0.0	0.0	0.0	0.0	0.0	0.0	0.0	0.0	0.0	0.0	0.0	0.0	0.0	0.0	0.0	0.0	0.0	0.0
			재활용	243.3	0.0	0.0	0.0	0.0	0.0	0.0	0.0	0.0	0.0	0.0	0.0	0.0	0.0	159.4	70.4	26.3	6.3	0.0	31.3	0.0	0.0	0.0	0.0	0.0	16.0	0.0	0.0	0.0	0.0	9.1	83.9
	동래구	발생량		227.9	63.7	58.3	0.0	24.9	1.9	4.3	15.6	11.6	5.4	0.4	0.3	0.0	4.7	108.1	53.6	14.4	5.1	5.8	6.8	0.0	0.0	0.0	0.0	0.1	14.0	0.0	0.0	0.0	0.0	8.3	56.1
		처리방법	매 립	13.0	13.0	10.6	0.0	4.2	0.2	0.1	3.5	2.6	2.4	0.4	0.2	0.0	1.8	0.0	0.0	0.0	0.0	0.0	0.0	0.0	0.0	0.0	0.0	0.0	0.0	0.0	0.0	0.0	0.0	0.0	0.0
			소 각	50.7	50.7	47.7	0.0	20.7	1.7	4.2	12.1	9.0	3.0	0.0	0.1	0.0	2.9	0.0	0.0	0.0	0.0	0.0	0.0	0.0	0.0	0.0	0.0	0.0	0.0	0.0	0.0	0.0	0.0	0.0	0.0
			재활용	164.2	0.0	0.0	0.0	0.0	0.0	0.0	0.0	0.0	0.0	0.0	0.0	0.0	0.0	108.1	53.6	14.4	5.1	5.8	6.8	0.0	0.0	0.0	0.0	0.1	14.0	0.0	0.0	0.0	0.0	8.3	56.1
	남구	발생량		219.4	60.8	56.8	0.0	26.1	1.8	3.1	13.5	12.3	4.0	0.3	0.2	0.0	3.5	113.0	56.1	14.8	5.3	0.0	14.3	0.0	0.0	0.0	0.0	0.0	14.7	0.0	0.0	0.0	0.0	7.8	45.6
		처리방법	매 립	9.9	9.9	8.0	0.0	3.3	0.2	0.1	2.6	1.8	1.9	0.3	0.2	0.0	1.4	0.0	0.0	0.0	0.0	0.0	0.0	0.0	0.0	0.0	0.0	0.0	0.0	0.0	0.0	0.0	0.0	0.0	0.0
			소 각	50.9	50.9	48.8	0.0	22.8	1.6	3.0	10.9	10.5	2.1	0.0	0.0	0.0	2.1	0.0	0.0	0.0	0.0	0.0	0.0	0.0	0.0	0.0	0.0	0.0	0.0	0.0	0.0	0.0	0.0	0.0	0.0
			재활용	158.6	0.0	0.0	0.0	0.0	0.0	0.0	0.0	0.0	0.0	0.0	0.0	0.0	0.0	113.0	56.1	14.8	5.3	0.0	14.3	0.0	0.0	0.0	0.0	0.0	14.7	0.0	0.0	0.0	0.0	7.8	45.6

(단위:톤/일)

구 분		발생량 및 처리현황		총계	종량제에 의한 혼합배출													재활용가능자원 분리배출																	남은 음식물류 배출(분리배출 지역일 경우)
					소계	가 연 성							불 연 성					소계	종이류	유리병류	캔류	합성수지류	플라스틱류	전자제품	전지류	타이어	윤활유	형광등	고철류	의류	영농폐기물	가구류	폐식용유	기타	
시도	시군구					소계	음식물채소류	종이류	나무류	고무피혁류	플라스틱류	기타	소계	유리류	금속류	토사류	기타																		
부산	북구	발생량		261.9	69.3	63.9	0.0	29.0	2.1	4.8	15.3	12.7	5.4	0.4	0.2	0.0	4.8	123.2	61.2	16.1	5.8	3.3	12.4	0.2	0.0	0.0	0.0	0.1	15.9	0.0	0.0	0.0	0.0	8.2	69.4
		처리방법	매 립	10.2	10.2	8.3	0.0	3.5	0.2	0.1	2.7	1.8	1.9	0.3	0.2	0.0	1.4	0.0	0.0	0.0	0.0	0.0	0.0	0.0	0.0	0.0	0.0	0.0	0.0	0.0	0.0	0.0	0.0	0.0	0.0
			소 각	59.1	59.1	55.6	0.0	25.5	1.9	4.7	12.6	10.9	3.5	0.1	0.0	0.0	3.4	0.0	0.0	0.0	0.0	0.0	0.0	0.0	0.0	0.0	0.0	0.0	0.0	0.0	0.0	0.0	0.0	0.0	0.0
			재활용	192.6	0.0	0.0	0.0	0.0	0.0	0.0	0.0	0.0	0.0	0.0	0.0	0.0	0.0	123.2	61.2	16.1	5.8	3.3	12.4	0.2	0.0	0.0	0.0	0.1	15.9	0.0	0.0	0.0	0.0	8.2	69.4
	해운대구	발생량		375.2	111.6	105.0	0.0	48.3	8.4	5.3	22.6	20.4	6.6	0.9	0.7	0.4	4.6	154.0	69.0	22.2	6.4	2.0	27.6	0.0	0.0	0.0	0.0	0.0	17.9	0.0	0.0	0.0	0.0	8.9	109.6
		처리방법	매 립	14.9	14.9	11.8	0.0	4.4	0.4	0.8	3.7	2.5	3.1	0.6	0.6	0.3	1.6	0.0	0.0	0.0	0.0	0.0	0.0	0.0	0.0	0.0	0.0	0.0	0.0	0.0	0.0	0.0	0.0	0.0	0.0
			소 각	96.7	96.7	93.2	0.0	43.9	8.0	4.5	18.9	17.9	3.5	0.3	0.1	0.1	3.0	0.0	0.0	0.0	0.0	0.0	0.0	0.0	0.0	0.0	0.0	0.0	0.0	0.0	0.0	0.0	0.0	0.0	0.0
			재활용	263.6	0.0	0.0	0.0	0.0	0.0	0.0	0.0	0.0	0.0	0.0	0.0	0.0	0.0	154.0	69.0	22.2	6.4	2.0	27.6	0.0	0.0	0.0	0.0	0.0	17.9	0.0	0.0	0.0	0.0	8.9	109.6
	사하구	발생량		323.3	123.7	114.0	0.0	43.1	3.5	8.3	33.4	25.7	9.7	0.7	0.4	0.0	8.6	139.9	69.4	18.4	6.6	1.8	10.0	0.2	0.1	0.0	0.0	0.1	18.2	0.0	0.0	0.0	0.0	15.1	59.7
		처리방법	매 립	23.1	23.1	18.9	0.0	7.8	0.3	0.3	6.2	4.3	4.2	0.7	0.4	0.0	3.1	0.0	0.0	0.0	0.0	0.0	0.0	0.0	0.0	0.0	0.0	0.0	0.0	0.0	0.0	0.0	0.0	0.0	0.0
			소 각	100.6	100.6	95.1	0.0	35.3	3.2	8.0	27.2	21.4	5.5	0.0	0.0	0.0	5.5	0.0	0.0	0.0	0.0	0.0	0.0	0.0	0.0	0.0	0.0	0.0	0.0	0.0	0.0	0.0	0.0	0.0	0.0
			재활용	199.6	0.0	0.0	0.0	0.0	0.0	0.0	0.0	0.0	0.0	0.0	0.0	0.0	0.0	139.9	69.4	18.4	6.6	1.8	10.0	0.2	0.1	0.0	0.0	0.1	18.2	0.0	0.0	0.0	0.0	15.1	59.7
	금정구	발생량		217.4	58.9	53.1	0.0	23.3	1.7	4.2	12.0	11.9	5.8	0.5	0.2	0.7	4.4	103.3	51.3	13.5	4.9	4.9	8.2	0.1	0.0	0.0	0.0	0.1	13.5	0.0	0.0	0.0	0.0	6.8	55.2
		처리방법	매 립	12.7	12.7	9.6	0.0	4.3	0.2	0.5	2.3	2.3	3.1	0.5	0.2	0.7	1.7	0.0	0.0	0.0	0.0	0.0	0.0	0.0	0.0	0.0	0.0	0.0	0.0	0.0	0.0	0.0	0.0	0.0	0.0
			소 각	46.2	46.2	43.5	0.0	19.0	1.5	3.7	9.7	9.6	2.7	0.0	0.0	0.0	2.7	0.0	0.0	0.0	0.0	0.0	0.0	0.0	0.0	0.0	0.0	0.0	0.0	0.0	0.0	0.0	0.0	0.0	0.0
			재활용	158.5	0.0	0.0	0.0	0.0	0.0	0.0	0.0	0.0	0.0	0.0	0.0	0.0	0.0	103.3	51.3	13.5	4.9	4.9	8.2	0.1	0.0	0.0	0.0	0.1	13.5	0.0	0.0	0.0	0.0	6.8	55.2
	강서구	발생량		83.5	40.5	38.2	0.0	18.0	1.6	1.2	9.1	8.3	2.3	0.3	0.2	0.0	1.8	23.1	11.1	3.3	1.1	0.0	3.1	0.0	0.0	0.0	0.0	0.0	2.8	0.0	0.2	0.0	0.0	1.5	19.9
		처리방법	매 립	10.0	10.0	8.9	0.0	4.1	0.2	0.2	2.3	2.1	1.1	0.2	0.1	0.0	0.8	0.0	0.0	0.0	0.0	0.0	0.0	0.0	0.0	0.0	0.0	0.0	0.0	0.0	0.0	0.0	0.0	0.0	0.0
			소 각	30.5	30.5	29.3	0.0	13.9	1.4	1.0	6.8	6.2	1.2	0.1	0.1	0.0	1.0	0.0	0.0	0.0	0.0	0.0	0.0	0.0	0.0	0.0	0.0	0.0	0.0	0.0	0.0	0.0	0.0	0.0	0.0
			재활용	43.0	0.0	0.0	0.0	0.0	0.0	0.0	0.0	0.0	0.0	0.0	0.0	0.0	0.0	23.1	11.1	3.3	1.1	0.0	3.1	0.0	0.0	0.0	0.0	0.0	2.8	0.0	0.2	0.0	0.0	1.5	19.9
	연제구	발생량		175.2	48.6	44.7	0.0	18.8	1.4	3.3	13.1	8.1	3.9	0.4	0.1	0.0	3.4	87.7	43.5	11.5	4.2	0.0	11.1	0.0	0.0	0.0	0.0	0.0	11.4	0.0	0.0	0.0	0.0	6.0	38.9
		처리방법	매 립	9.3	9.3	7.6	0.0	3.2	0.1	0.1	2.5	1.7	1.7	0.4	0.1	0.0	1.2	0.0	0.0	0.0	0.0	0.0	0.0	0.0	0.0	0.0	0.0	0.0	0.0	0.0	0.0	0.0	0.0	0.0	0.0
			소 각	39.3	39.3	37.1	0.0	15.6	1.3	3.2	10.6	6.4	2.2	0.0	0.0	0.0	2.2	0.0	0.0	0.0	0.0	0.0	0.0	0.0	0.0	0.0	0.0	0.0	0.0	0.0	0.0	0.0	0.0	0.0	0.0
			재활용	126.6	0.0	0.0	0.0	0.0	0.0	0.0	0.0	0.0	0.0	0.0	0.0	0.0	0.0	87.7	43.5	11.5	4.2	0.0	11.1	0.0	0.0	0.0	0.0	0.0	11.4	0.0	0.0	0.0	0.0	6.0	38.9
	수영구	발생량		149.0	42.0	38.5	0.0	17.8	1.0	2.2	10.4	7.1	3.5	0.4	0.1	0.0	3.0	70.3	34.9	9.2	3.3	0.0	8.9	0.0	0.0	0.0	0.0	0.0	9.1	0.0	0.0	0.0	0.0	4.9	36.7
		처리방법	매 립	9.8	9.8	8.2	0.0	3.8	0.1	0.1	2.6	1.6	1.6	0.3	0.1	0.0	1.2	0.0	0.0	0.0	0.0	0.0	0.0	0.0	0.0	0.0	0.0	0.0	0.0	0.0	0.0	0.0	0.0	0.0	0.0
			소 각	32.2	32.2	30.3	0.0	14.0	0.9	2.1	7.8	5.5	1.9	0.1	0.0	0.0	1.8	0.0	0.0	0.0	0.0	0.0	0.0	0.0	0.0	0.0	0.0	0.0	0.0	0.0	0.0	0.0	0.0	0.0	0.0
			재활용	107.0	0.0	0.0	0.0	0.0	0.0	0.0	0.0	0.0	0.0	0.0	0.0	0.0	0.0	70.3	34.9	9.2	3.3	0.0	8.9	0.0	0.0	0.0	0.0	0.0	9.1	0.0	0.0	0.0	0.0	4.9	36.7
	사상구	발생량		265.7	76.9	68.6	0.0	29.0	2.0	4.2	19.4	14.0	8.3	0.9	0.5	0.0	6.9	116.5	57.9	15.3	5.5	0.0	14.8	0.0	0.0	0.0	0.0	0.0	15.1	0.0	0.0	0.0	0.0	7.9	72.3
		처리방법	매 립	30.8	30.8	25.3	0.0	10.5	0.5	0.4	8.2	5.7	5.5	0.9	0.5	0.0	4.1	0.0	0.0	0.0	0.0	0.0	0.0	0.0	0.0	0.0	0.0	0.0	0.0	0.0	0.0	0.0	0.0	0.0	0.0
			소 각	46.1	46.1	43.3	0.0	18.5	1.5	3.8	11.2	8.3	2.8	0.0	0.0	0.0	2.8	0.0	0.0	0.0	0.0	0.0	0.0	0.0	0.0	0.0	0.0	0.0	0.0	0.0	0.0	0.0	0.0	0.0	0.0
			재활용	188.8	0.0	0.0	0.0	0.0	0.0	0.0	0.0	0.0	0.0	0.0	0.0	0.0	0.0	116.5	57.9	15.3	5.5	0.0	14.8	0.0	0.0	0.0	0.0	0.0	15.1	0.0	0.0	0.0	0.0	7.9	72.3
	기장군	발생량		99.2	41.0	37.2	0.0	17.0	1.1	2.5	9.5	7.1	3.8	0.4	0.2	0.0	3.2	28.7	14.3	3.8	1.4	0.5	1.9	0.2	0.0	0.0	0.0	0.1	3.7	0.1	0.1	0.0	0.0	2.6	29.5
		처리방법	매 립	12.2	12.2	10.0	0.0	4.2	0.2	0.2	3.3	2.1	2.2	0.4	0.2	0.0	1.6	0.0	0.0	0.0	0.0	0.0	0.0	0.0	0.0	0.0	0.0	0.0	0.0	0.0	0.0	0.0	0.0	0.0	0.0
			소 각	28.8	28.8	27.2	0.0	12.8	0.9	2.3	6.2	5.0	1.6	0.0	0.0	0.0	1.6	0.0	0.0	0.0	0.0	0.0	0.0	0.0	0.0	0.0	0.0	0.0	0.0	0.0	0.0	0.0	0.0	0.0	0.0
			재활용	58.2	0.0	0.0	0.0	0.0	0.0	0.0	0.0	0.0	0.0	0.0	0.0	0.0	0.0	28.7	14.3	3.8	1.4	0.5	1.9	0.2	0.0	0.0	0.0	0.1	3.7	0.1	0.1	0.0	0.0	2.6	29.5
대구	소계	발생량		2,789.7	1,382.6	875.7	0.0	164.7	114.2	34.7	215.9	346.2	506.9	74.3	20.0	1.9	410.7	815.2	233.5	149.5	61.8	73.7	101.6	4.6	3.1	0.6	0.0	3.9	79.9	16.4	0.9	31.1	3.8	50.8	591.9
		처리방법	매 립	1,037.0	1,037.0	591.3	0.0	121.2	59.1	25.8	139.9	245.3	445.7	65.8	18.6	1.9	359.4	0.0	0.0	0.0	0.0	0.0	0.0	0.0	0.0	0.0	0.0	0.0	0.0	0.0	0.0	0.0	0.0	0.0	0.0
			소 각	352.2	345.6	284.4	0.0	43.5	55.1	8.9	76.0	100.9	61.2	8.5	1.4	0.0	51.3	0.0	0.0	0.0	0.0	0.0	0.0	0.0	0.0	0.0	0.0	0.0	0.0	0.0	0.0	0.0	0.0	0.0	6.6
			재활용	1,400.5	0.0	0.0	0.0	0.0	0.0	0.0	0.0	0.0	0.0	0.0	0.0	0.0	0.0	815.2	233.5	149.5	61.8	73.7	101.6	4.6	3.1	0.6	0.0	3.9	79.9	16.4	0.9	31.1	3.8	50.8	585.3
	중구	발생량		191.6	109.7	105.9	0.0	36.1	17.9	7.4	22.3	22.2	3.8	1.7	2.0	0.0	0.1	54.0	22.2	9.5	5.4	0.1	5.4	0.0	0.0	0.0	0.0	1.5	2.4	2.7	0.0	1.9	0.0	2.9	27.9
		처리방법	매 립	97.9	97.9	94.1	0.0	30.5	16.8	7.3	20.3	19.2	3.8	1.7	2.0	0.0	0.1	0.0	0.0	0.0	0.0	0.0	0.0	0.0	0.0	0.0	0.0	0.0	0.0	0.0	0.0	0.0	0.0	0.0	0.0
			소 각	11.8	11.8	11.8	0.0	5.6	1.1	0.1	2.0	3.0	0.0	0.0	0.0	0.0	0.0	0.0	0.0	0.0	0.0	0.0	0.0	0.0	0.0	0.0	0.0	0.0	0.0	0.0	0.0	0.0	0.0	0.0	0.0
			재활용	81.9	0.0	0.0	0.0	0.0	0.0	0.0	0.0	0.0	0.0	0.0	0.0	0.0	0.0	54.0	22.2	9.5	5.4	0.1	5.4	0.0	0.0	0.0	0.0	1.5	2.4	2.7	0.0	1.9	0.0	2.9	27.9
	동구	발생량		360.1	192.9	153.8	0.0	12.5	21.6	0.1	26.8	92.8	39.1	2.9	1.3	0.0	34.9	97.6	4.6	35.1	4.6	18.5	24.0	0.0	0.1	0.0	0.0	0.1	0.5	1.4	0.0	0.0	0.0	8.7	69.6
		처리방법	매 립	135.5	135.5	96.4	0.0	9.8	7.6	0.1	23.1	55.8	39.1	2.9	1.3	0.0	34.9	0.0	0.0	0.0	0.0	0.0	0.0	0.0	0.0	0.0	0.0	0.0	0.0	0.0	0.0	0.0	0.0	0.0	0.0
			소 각	57.4	57.4	57.4	0.0	2.7	14.0	0.0	3.7	37.0	0.0	0.0	0.0	0.0	0.0	0.0	0.0	0.0	0.0	0.0	0.0	0.0	0.0	0.0	0.0	0.0	0.0	0.0	0.0	0.0	0.0	0.0	0.0
			재활용	167.2	0.0	0.0	0.0	0.0	0.0	0.0	0.0	0.0	0.0	0.0	0.0	0.0	0.0	97.6	4.6	35.1	4.6	18.5	24.0	0.0	0.1	0.0	0.0	0.1	0.5	1.4	0.0	0.0	0.0	8.7	69.6

(단위:톤/일)

구 분		발생량 및 처리현황		총계	종량제에 의한 혼합배출													재활용가능자원 분리배출																	남은 음식물류 배출(분리배출 지역일 경우)
					소계	가 연 성							불 연 성					소계	종이류	유리병류	캔류	합성수지류	플라스틱류	전자제품	전지류	타이어	윤활유	형광등	고철류	의류	영농폐기물	가구류	폐식용유	기타	
시도	시군구					소계	음식물채소류	종이류	나무류	고무피혁류	플라스틱류	기타	소계	유리류	금속류	토사류	기타																		
대구	서구	발생량		260.5	141.4	85.5	0.0	8.3	0.0	0.0	6.7	70.5	55.9	17.6	1.7	0.0	36.6	76.5	44.8	4.3	1.8	2.2	3.0	0.0	0.0	0.0	0.0	0.0	0.2	1.3	0.0	4.7	2.0	12.2	42.6
		처리방법	매 립	111.3	111.3	68.5	0.0	6.3	0.0	0.0	5.1	57.1	42.8	13.5	1.3	0.0	28.0	0.0	0.0	0.0	0.0	0.0	0.0	0.0	0.0	0.0	0.0	0.0	0.0	0.0	0.0	0.0	0.0	0.0	0.0
			소 각	30.1	30.1	17.0	0.0	2.0	0.0	0.0	1.6	13.4	13.1	4.1	0.4	0.0	8.6	0.0	0.0	0.0	0.0	0.0	0.0	0.0	0.0	0.0	0.0	0.0	0.0	0.0	0.0	0.0	0.0	0.0	0.0
			재활용	119.1	0.0	0.0	0.0	0.0	0.0	0.0	0.0	0.0	0.0	0.0	0.0	0.0	0.0	76.5	44.8	4.3	1.8	2.2	3.0	0.0	0.0	0.0	0.0	0.0	0.2	1.3	0.0	4.7	2.0	12.2	42.6
	남구	발생량		222.6	117.5	87.5	0.0	14.0	6.5	1.8	14.8	50.4	30.0	1.5	0.4	0.0	28.1	74.6	11.4	25.0	3.7	12.5	20.8	0.2	0.2	0.0	0.0	0.4	0.1	0.3	0.0	0.0	0.0	0.0	30.5
		처리방법	매 립	75.6	75.6	45.6	0.0	3.6	0.0	0.4	4.6	37.0	30.0	1.5	0.4	0.0	28.1	0.0	0.0	0.0	0.0	0.0	0.0	0.0	0.0	0.0	0.0	0.0	0.0	0.0	0.0	0.0	0.0	0.0	0.0
			소 각	41.9	41.9	41.9	0.0	10.4	6.5	1.4	10.2	13.4	0.0	0.0	0.0	0.0	0.0	0.0	0.0	0.0	0.0	0.0	0.0	0.0	0.0	0.0	0.0	0.0	0.0	0.0	0.0	0.0	0.0	0.0	0.0
			재활용	105.1	0.0	0.0	0.0	0.0	0.0	0.0	0.0	0.0	0.0	0.0	0.0	0.0	0.0	74.6	11.4	25.0	3.7	12.5	20.8	0.2	0.2	0.0	0.0	0.4	0.1	0.3	0.0	0.0	0.0	0.0	30.5
	북구	발생량		457.0	238.2	48.8	0.0	6.7	1.8	0.8	35.2	4.3	189.4	7.3	4.7	0.0	177.4	108.6	30.2	15.1	5.2	8.7	10.0	0.1	0.1	0.1	0.0	0.1	23.6	1.3	0.0	13.6	0.1	0.4	110.2
		처리방법	매 립	193.1	193.1	3.7	0.0	0.0	0.0	0.0	2.9	0.8	189.4	7.3	4.7	0.0	177.4	0.0	0.0	0.0	0.0	0.0	0.0	0.0	0.0	0.0	0.0	0.0	0.0	0.0	0.0	0.0	0.0	0.0	0.0
			소 각	45.1	45.1	45.1	0.0	6.7	1.8	0.8	32.3	3.5	0.0	0.0	0.0	0.0	0.0	0.0	0.0	0.0	0.0	0.0	0.0	0.0	0.0	0.0	0.0	0.0	0.0	0.0	0.0	0.0	0.0	0.0	0.0
			재활용	218.8	0.0	0.0	0.0	0.0	0.0	0.0	0.0	0.0	0.0	0.0	0.0	0.0	0.0	108.6	30.2	15.1	5.2	8.7	10.0	0.1	0.1	0.1	0.0	0.1	23.6	1.3	0.0	13.6	0.1	0.4	110.2
	수성구	발생량		448.7	198.1	99.0	0.0	8.0	4.3	10.2	39.4	37.1	99.1	25.6	3.8	0.0	69.7	138.6	38.8	15.4	8.4	20.4	10.8	3.4	0.1	0.3	0.0	1.0	15.4	4.8	0.0	9.2	1.5	9.1	112.0
		처리방법	매 립	160.6	160.6	77.1	0.0	7.7	3.1	9.8	27.9	28.6	83.5	25.0	3.3	0.0	55.2	0.0	0.0	0.0	0.0	0.0	0.0	0.0	0.0	0.0	0.0	0.0	0.0	0.0	0.0	0.0	0.0	0.0	0.0
			소 각	44.1	37.5	21.9	0.0	0.3	1.2	0.4	11.5	8.5	15.6	0.6	0.5	0.0	14.5	0.0	0.0	0.0	0.0	0.0	0.0	0.0	0.0	0.0	0.0	0.0	0.0	0.0	0.0	0.0	0.0	0.0	6.6
			재활용	244.0	0.0	0.0	0.0	0.0	0.0	0.0	0.0	0.0	0.0	0.0	0.0	0.0	0.0	138.6	38.8	15.4	8.4	20.4	10.8	3.4	0.1	0.3	0.0	1.0	15.4	4.8	0.0	9.2	1.5	9.1	105.4
	달서구	발생량		622.0	290.8	220.4	0.0	48.2	60.1	12.2	50.4	49.5	70.4	9.6	4.6	0.5	55.7	175.5	60.1	26.3	14.7	10.6	21.1	0.0	0.4	0.2	0.0	0.6	21.5	4.1	0.0	0.0	0.2	15.7	155.7
		처리방법	매 립	190.8	190.8	152.9	0.0	42.5	30.5	6.5	40.9	32.5	37.9	5.8	4.1	0.5	27.5	0.0	0.0	0.0	0.0	0.0	0.0	0.0	0.0	0.0	0.0	0.0	0.0	0.0	0.0	0.0	0.0	0.0	0.0
			소 각	100.0	100.0	67.5	0.0	5.7	29.6	5.7	9.5	17.0	32.5	3.8	0.5	0.0	28.2	0.0	0.0	0.0	0.0	0.0	0.0	0.0	0.0	0.0	0.0	0.0	0.0	0.0	0.0	0.0	0.0	0.0	0.0
			재활용	331.2	0.0	0.0	0.0	0.0	0.0	0.0	0.0	0.0	0.0	0.0	0.0	0.0	0.0	175.5	60.1	26.3	14.7	10.6	21.1	0.0	0.4	0.2	0.0	0.6	21.5	4.1	0.0	0.0	0.2	15.7	155.7
	달성군	발생량		227.2	94.0	74.8	0.0	30.9	2.0	2.2	20.3	19.4	19.2	8.1	1.5	1.4	8.2	89.8	21.4	18.8	18.0	0.7	6.5	0.9	2.2	0.0	0.0	0.2	16.2	0.5	0.9	1.7	0.0	1.8	43.4
		처리방법	매 립	72.2	72.2	53.0	0.0	20.8	1.1	1.7	15.1	14.3	19.2	8.1	1.5	1.4	8.2	0.0	0.0	0.0	0.0	0.0	0.0	0.0	0.0	0.0	0.0	0.0	0.0	0.0	0.0	0.0	0.0	0.0	0.0
			소 각	21.8	21.8	21.8	0.0	10.1	0.9	0.5	5.2	5.1	0.0	0.0	0.0	0.0	0.0	0.0	0.0	0.0	0.0	0.0	0.0	0.0	0.0	0.0	0.0	0.0	0.0	0.0	0.0	0.0	0.0	0.0	0.0
			재활용	133.2	0.0	0.0	0.0	0.0	0.0	0.0	0.0	0.0	0.0	0.0	0.0	0.0	0.0	89.8	21.4	18.8	18.0	0.7	6.5	0.9	2.2	0.0	0.0	0.2	16.2	0.5	0.9	1.7	0.0	1.8	43.4
인천	소계	발생량		2,412.7	1,447.0	1,191.4	2.9	126.5	531.6	48.4	58.8	423.2	255.6	10.8	12.9	138.0	93.9	297.8	39.3	37.1	4.9	89.9	21.5	2.1	0.2	0.0	0.0	0.9	55.8	1.7	0.8	8.2	0.0	35.4	667.9
		처리방법	매 립	155.8	154.6	33.9	0.0	8.5	1.9	4.8	2.5	16.2	120.7	10.0	12.7	9.2	88.8	0.0	0.0	0.0	0.0	0.0	0.0	0.0	0.0	0.0	0.0	0.0	0.0	0.0	0.0	0.0	0.0	0.0	1.2
			소 각	671.5	636.3	635.8	1.5	117.8	44.4	43.2	43.2	385.7	0.5	0.1	0.2	0.0	0.2	0.0	0.0	0.0	0.0	0.0	0.0	0.0	0.0	0.0	0.0	0.0	0.0	0.0	0.0	0.0	0.0	0.0	35.2
			재활용	1,585.4	656.1	521.7	1.4	0.2	485.3	0.4	13.1	21.3	134.4	0.7	0.0	128.8	4.9	297.8	39.3	37.1	4.9	89.9	21.5	2.1	0.2	0.0	0.0	0.9	55.8	1.7	0.8	8.2	0.0	35.4	631.5
	중구	발생량		104.7	55.6	35.2	0.0	10.2	7.7	7.0	6.0	4.3	20.4	6.9	6.3	2.0	5.2	8.5	1.6	2.1	0.3	3.0	1.5	0.0	0.0	0.0	0.0	0.0	0.0	0.0	0.0	0.0	0.0	0.0	40.6
		처리방법	매 립	20.4	20.4	0.0	0.0	0.0	0.0	0.0	0.0	0.0	20.4	6.9	6.3	2.0	5.2	0.0	0.0	0.0	0.0	0.0	0.0	0.0	0.0	0.0	0.0	0.0	0.0	0.0	0.0	0.0	0.0	0.0	0.0
			소 각	35.2	35.2	35.2	0.0	10.2	7.7	7.0	6.0	4.3	0.0	0.0	0.0	0.0	0.0	0.0	0.0	0.0	0.0	0.0	0.0	0.0	0.0	0.0	0.0	0.0	0.0	0.0	0.0	0.0	0.0	0.0	0.0
			재활용	49.1	0.0	0.0	0.0	0.0	0.0	0.0	0.0	0.0	0.0	0.0	0.0	0.0	0.0	8.5	1.6	2.1	0.3	3.0	1.5	0.0	0.0	0.0	0.0	0.0	0.0	0.0	0.0	0.0	0.0	0.0	40.6
	동구	발생량		47.3	19.8	11.3	0.0	0.0	0.0	0.0	0.0	11.3	8.5	0.0	0.0	0.0	8.5	2.8	1.1	0.1	0.0	1.2	0.3	0.0	0.0	0.0	0.0	0.0	0.1	0.0	0.0	0.0	0.0	0.0	24.7
		처리방법	매 립	8.5	8.5	0.0	0.0	0.0	0.0	0.0	0.0	0.0	8.5	0.0	0.0	0.0	8.5	0.0	0.0	0.0	0.0	0.0	0.0	0.0	0.0	0.0	0.0	0.0	0.0	0.0	0.0	0.0	0.0	0.0	0.0
			소 각	11.3	11.3	11.3	0.0	0.0	0.0	0.0	0.0	11.3	0.0	0.0	0.0	0.0	0.0	0.0	0.0	0.0	0.0	0.0	0.0	0.0	0.0	0.0	0.0	0.0	0.0	0.0	0.0	0.0	0.0	0.0	0.0
			재활용	27.5	0.0	0.0	0.0	0.0	0.0	0.0	0.0	0.0	0.0	0.0	0.0	0.0	0.0	2.8	1.1	0.1	0.0	1.2	0.3	0.0	0.0	0.0	0.0	0.0	0.1	0.0	0.0	0.0	0.0	0.0	24.7
	남구	발생량		287.7	108.7	85.7	0.0	0.0	0.0	0.0	0.0	85.7	23.0	0.0	0.0	0.0	23.0	95.4	17.4	10.6	3.1	38.3	12.5	0.6	0.0	0.0	0.0	0.2	2.7	0.6	0.0	6.4	0.0	3.0	83.6
		처리방법	매 립	23.0	23.0	0.0	0.0	0.0	0.0	0.0	0.0	0.0	23.0	0.0	0.0	0.0	23.0	0.0	0.0	0.0	0.0	0.0	0.0	0.0	0.0	0.0	0.0	0.0	0.0	0.0	0.0	0.0	0.0	0.0	0.0
			소 각	85.7	85.6	85.6	0.0	0.0	0.0	0.0	0.0	85.6	0.0	0.0	0.0	0.0	0.0	0.0	0.0	0.0	0.0	0.0	0.0	0.0	0.0	0.0	0.0	0.0	0.0	0.0	0.0	0.0	0.0	0.0	0.1
			재활용	179.0	0.1	0.1	0.0	0.0	0.0	0.0	0.0	0.1	0.0	0.0	0.0	0.0	0.0	95.4	17.4	10.6	3.1	38.3	12.5	0.6	0.0	0.0	0.0	0.2	2.7	0.6	0.0	6.4	0.0	3.0	83.5
	연수구	발생량		142.6	71.5	55.0	1.4	7.7	6.6	7.4	7.8	24.1	16.5	0.0	0.0	9.2	7.3	11.5	3.8	0.9	0.5	4.9	1.0	0.0	0.0	0.0	0.0	0.0	0.4	0.0	0.0	0.0	0.0	0.0	59.6
		처리방법	매 립	6.7	6.7	0.0	0.0	0.0	0.0	0.0	0.0	0.0	6.7	0.0	0.0	0.1	6.6	0.0	0.0	0.0	0.0	0.0	0.0	0.0	0.0	0.0	0.0	0.0	0.0	0.0	0.0	0.0	0.0	0.0	0.0
			소 각	49.7	49.7	49.7	0.0	7.7	3.7	7.4	7.8	23.1	0.0	0.0	0.0	0.0	0.0	0.0	0.0	0.0	0.0	0.0	0.0	0.0	0.0	0.0	0.0	0.0	0.0	0.0	0.0	0.0	0.0	0.0	0.0
			재활용	86.2	15.1	5.3	1.4	0.0	2.9	0.0	0.0	1.0	9.8	0.0	0.0	9.1	0.7	11.5	3.8	0.9	0.5	4.9	1.0	0.0	0.0	0.0	0.0	0.0	0.4	0.0	0.0	0.0	0.0	0.0	59.6
	남동구	발생량		267.7	125.7	108.3	0.0	16.0	5.8	3.1	2.8	80.6	17.4	0.0	0.0	1.9	15.5	18.0	0.2	3.7	0.1	11.9	1.6	0.0	0.0	0.0	0.0	0.2	0.2	0.0	0.1	0.0	0.0	0.0	124.0
		처리방법	매 립	15.5	15.5	0.0	0.0	0.0	0.0	0.0	0.0	0.0	15.5	0.0	0.0	0.0	15.5	0.0	0.0	0.0	0.0	0.0	0.0	0.0	0.0	0.0	0.0	0.0	0.0	0.0	0.0	0.0	0.0	0.0	0.0
			소 각	106.4	106.4	106.4	0.0	16.0	3.9	3.1	2.8	80.6	0.0	0.0	0.0	0.0	0.0	0.0	0.0	0.0	0.0	0.0	0.0	0.0	0.0	0.0	0.0	0.0	0.0	0.0	0.0	0.0	0.0	0.0	0.0
			재활용	145.8	3.8	1.9	0.0	0.0	1.9	0.0	0.0	0.0	1.9	0.0	0.0	1.9	0.0	18.0	0.2	3.7	0.1	11.9	1.6	0.0	0.0	0.0	0.0	0.2	0.2	0.0	0.1	0.0	0.0	0.0	124.0

(단위:톤/일)

구 분		발생량 및 처리현황		총계	종량제에 의한 혼합배출													재활용가능자원 분리배출																	남은 음식물류 배출(분리배출 지역일 경우)
					소계	가 연 성							불 연 성					소계	종이류	유리병류	캔류	합성수지류	플라스틱류	전자제품	전지류	타이어	윤활유	형광등	고철류	의류	영농폐기물	가구류	폐식용유	기타	
시도	시군구					소계	음식물채소류	종이류	나무류	고무피혁류	플라스틱류	기타	소계	유리류	금속류	토사류	기타																		
인천	부평구	발생량		355.0	218.7	184.8	0.0	31.9	19.1	23.2	8.7	101.9	33.9	0.4	0.0	20.0	13.5	15.8	0.3	1.7	0.3	10.7	1.7	0.1	0.1	0.0	0.0	0.2	0.2	0.0	0.0	0.0	0.0	0.5	120.5
		처리방법	매 립	35.2	35.2	22.5	0.0	4.9	0.4	3.6	0.7	12.9	12.7	0.0	0.0	0.0	12.7	0.0	0.0	0.0	0.0	0.0	0.0	0.0	0.0	0.0	0.0	0.0	0.0	0.0	0.0	0.0	0.0	0.0	0.0
			소 각	151.2	150.6	150.6	0.0	27.0	17.0	19.6	8.0	79.0	0.0	0.0	0.0	0.0	0.0	0.0	0.0	0.0	0.0	0.0	0.0	0.0	0.0	0.0	0.0	0.0	0.0	0.0	0.0	0.0	0.0	0.0	0.6
			재활용	168.6	32.9	11.7	0.0	0.0	1.7	0.0	0.0	10.0	21.2	0.4	0.0	20.0	0.8	15.8	0.3	1.7	0.3	10.7	1.7	0.1	0.1	0.0	0.0	0.2	0.2	0.0	0.0	0.0	0.0	0.5	119.9
	계양구	발생량		262.0	92.9	76.3	0.0	15.4	13.2	1.4	5.5	40.8	16.6	2.1	2.6	3.9	8.0	99.5	12.3	13.5	0.2	2.4	1.8	0.1	0.1	0.0	0.0	0.2	52.0	1.1	0.0	1.0	0.0	14.8	69.6
		처리방법	매 립	16.3	16.3	0.0	0.0	0.0	0.0	0.0	0.0	0.0	16.3	1.8	2.6	3.9	8.0	0.0	0.0	0.0	0.0	0.0	0.0	0.0	0.0	0.0	0.0	0.0	0.0	0.0	0.0	0.0	0.0	0.0	0.0
			소 각	69.5	69.5	69.5	0.0	15.4	6.4	1.4	5.5	40.8	0.0	0.0	0.0	0.0	0.0	0.0	0.0	0.0	0.0	0.0	0.0	0.0	0.0	0.0	0.0	0.0	0.0	0.0	0.0	0.0	0.0	0.0	0.0
			재활용	176.2	7.1	6.8	0.0	0.0	6.8	0.0	0.0	0.0	0.3	0.3	0.0	0.0	0.0	99.5	12.3	13.5	0.2	2.4	1.8	0.1	0.1	0.0	0.0	0.2	52.0	1.1	0.0	1.0	0.0	14.8	69.6
	서구	발생량		784.8	696.0	588.0	0.0	38.9	476.6	4.9	26.4	41.2	108.0	0.2	0.4	98.7	8.7	12.7	0.9	2.5	0.1	2.9	0.2	0.0	0.0	0.0	0.0	0.1	0.1	0.0	0.0	0.0	0.0	5.9	76.1
		처리방법	매 립	14.4	14.4	7.6	0.0	3.6	0.7	0.4	1.4	1.5	6.8	0.2	0.4	0.9	5.3	0.0	0.0	0.0	0.0	0.0	0.0	0.0	0.0	0.0	0.0	0.0	0.0	0.0	0.0	0.0	0.0	0.0	0.0
			소 각	95.6	95.4	95.4	0.0	35.1	5.1	4.1	11.9	39.2	0.0	0.0	0.0	0.0	0.0	0.0	0.0	0.0	0.0	0.0	0.0	0.0	0.0	0.0	0.0	0.0	0.0	0.0	0.0	0.0	0.0	0.0	0.2
			재활용	674.8	586.2	485.0	0.0	0.2	470.8	0.4	13.1	0.5	101.2	0.0	0.0	97.8	3.4	12.7	0.9	2.5	0.1	2.9	0.2	0.0	0.0	0.0	0.0	0.1	0.1	0.0	0.0	0.0	0.0	5.9	75.9
	강화군	발생량		45.7	31.8	20.7	0.0	0.7	2.1	1.0	0.6	16.3	11.1	1.2	3.6	2.3	4.0	4.6	0.4	0.6	0.1	0.5	0.3	0.8	0.0	0.0	0.0	0.0	0.0	0.0	0.7	0.8	0.0	0.4	9.3
		처리방법	매 립	14.6	14.6	3.8	0.0	0.0	0.8	0.8	0.4	1.8	10.8	1.1	3.4	2.3	4.0	0.0	0.0	0.0	0.0	0.0	0.0	0.0	0.0	0.0	0.0	0.0	0.0	0.0	0.0	0.0	0.0	0.0	0.0
			소 각	6.3	6.3	6.0	0.0	0.7	0.1	0.2	0.2	4.8	0.3	0.1	0.2	0.0	0.0	0.0	0.0	0.0	0.0	0.0	0.0	0.0	0.0	0.0	0.0	0.0	0.0	0.0	0.0	0.0	0.0	0.0	0.0
			재활용	24.8	10.9	10.9	0.0	0.0	1.2	0.0	0.0	9.7	0.0	0.0	0.0	0.0	0.0	4.6	0.4	0.6	0.1	0.5	0.3	0.8	0.0	0.0	0.0	0.0	0.0	0.0	0.7	0.8	0.0	0.4	9.3
	옹진군	발생량		13.7	5.7	5.5	0.0	2.5	0.5	0.4	1.0	1.1	0.2	0.0	0.0	0.0	0.2	4.0	1.3	1.2	0.2	0.1	0.5	0.5	0.0	0.0	0.0	0.0	0.1	0.0	0.0	0.0	0.0	0.1	4.0
		처리방법	매 립	1.2	0.0	0.0	0.0	0.0	0.0	0.0	0.0	0.0	0.0	0.0	0.0	0.0	0.0	0.0	0.0	0.0	0.0	0.0	0.0	0.0	0.0	0.0	0.0	0.0	0.0	0.0	0.0	0.0	0.0	0.0	1.2
			소 각	5.7	5.7	5.5	0.0	2.5	0.5	0.4	1.0	1.1	0.2	0.0	0.0	0.0	0.2	0.0	0.0	0.0	0.0	0.0	0.0	0.0	0.0	0.0	0.0	0.0	0.0	0.0	0.0	0.0	0.0	0.0	0.0
			재활용	6.8	0.0	0.0	0.0	0.0	0.0	0.0	0.0	0.0	0.0	0.0	0.0	0.0	0.0	4.0	1.3	1.2	0.2	0.1	0.5	0.5	0.0	0.0	0.0	0.0	0.1	0.0	0.0	0.0	0.0	0.1	2.8
	경제청	발생량		101.5	20.6	20.6	1.5	3.2	0.0	0.0	0.0	15.9	0.0	0.0	0.0	0.0	0.0	25.0	0.0	0.2	0.0	14.0	0.1	0.0	0.0	0.0	0.0	0.0	0.0	0.0	0.0	0.0	0.0	10.7	55.9
		처리방법	매 립	0.0	0.0	0.0	0.0	0.0	0.0	0.0	0.0	0.0	0.0	0.0	0.0	0.0	0.0	0.0	0.0	0.0	0.0	0.0	0.0	0.0	0.0	0.0	0.0	0.0	0.0	0.0	0.0	0.0	0.0	0.0	0.0
			소 각	54.9	20.6	20.6	1.5	3.2	0.0	0.0	0.0	15.9	0.0	0.0	0.0	0.0	0.0	0.0	0.0	0.0	0.0	0.0	0.0	0.0	0.0	0.0	0.0	0.0	0.0	0.0	0.0	0.0	0.0	0.0	34.3
			재활용	46.6	0.0	0.0	0.0	0.0	0.0	0.0	0.0	0.0	0.0	0.0	0.0	0.0	0.0	25.0	0.0	0.2	0.0	14.0	0.1	0.0	0.0	0.0	0.0	0.0	0.0	0.0	0.0	0.0	0.0	10.7	21.6
광주	소계	발생량		1,327.0	501.4	369.1	0.0	100.1	27.9	26.5	98.2	116.4	132.3	20.3	16.3	39.9	55.8	382.8	62.3	39.4	21.8	59.9	59.5	1.4	0.2	0.7	0.1	1.1	64.5	8.7	0.3	5.4	0.4	57.1	442.8
		처리방법	매 립	229.9	229.9	159.4	0.0	42.0	15.9	12.4	32.5	56.6	70.5	8.6	5.9	19.1	36.9	0.0	0.0	0.0	0.0	0.0	0.0	0.0	0.0	0.0	0.0	0.0	0.0	0.0	0.0	0.0	0.0	0.0	0.0
			소 각	271.5	271.5	209.7	0.0	58.1	12.0	14.1	65.7	59.8	61.8	11.7	10.4	20.8	18.9	0.0	0.0	0.0	0.0	0.0	0.0	0.0	0.0	0.0	0.0	0.0	0.0	0.0	0.0	0.0	0.0	0.0	0.0
			재활용	825.6	0.0	0.0	0.0	0.0	0.0	0.0	0.0	0.0	0.0	0.0	0.0	0.0	0.0	382.8	62.3	39.4	21.8	59.9	59.5	1.4	0.2	0.7	0.1	1.1	64.5	8.7	0.3	5.4	0.4	57.1	442.8
	동구	발생량		155.0	56.3	49.6	0.0	13.2	9.3	1.1	8.1	17.9	6.7	1.1	0.8	2.3	2.5	59.5	15.1	4.1	4.7	3.3	4.6	0.0	0.0	0.0	0.0	0.0	12.5	1.5	0.0	0.0	0.0	13.7	39.2
		처리방법	매 립	47.8	47.8	41.1	0.0	10.0	6.1	1.1	7.5	16.4	6.7	1.1	0.8	2.3	2.5	0.0	0.0	0.0	0.0	0.0	0.0	0.0	0.0	0.0	0.0	0.0	0.0	0.0	0.0	0.0	0.0	0.0	0.0
			소 각	8.5	8.5	8.5	0.0	3.2	3.2	0.0	0.6	1.5	0.0	0.0	0.0	0.0	0.0	0.0	0.0	0.0	0.0	0.0	0.0	0.0	0.0	0.0	0.0	0.0	0.0	0.0	0.0	0.0	0.0	0.0	0.0
			재활용	98.7	0.0	0.0	0.0	0.0	0.0	0.0	0.0	0.0	0.0	0.0	0.0	0.0	0.0	59.5	15.1	4.1	4.7	3.3	4.6	0.0	0.0	0.0	0.0	0.0	12.5	1.5	0.0	0.0	0.0	13.7	39.2
	서구	발생량		323.5	118.6	46.6	0.0	1.8	1.9	12.8	17.8	12.3	72.0	12.7	12.7	26.3	20.3	97.5	29.7	2.9	2.9	7.9	19.9	0.1	0.1	0.1	0.0	0.1	23.1	2.5	0.0	5.3	0.1	2.8	107.4
		처리방법	매 립	28.5	28.5	9.2	0.0	0.4	0.4	2.9	2.8	2.7	19.3	2.9	2.9	6.2	7.3	0.0	0.0	0.0	0.0	0.0	0.0	0.0	0.0	0.0	0.0	0.0	0.0	0.0	0.0	0.0	0.0	0.0	0.0
			소 각	90.1	90.1	37.4	0.0	1.4	1.5	9.9	15.0	9.6	52.7	9.8	9.8	20.1	13.0	0.0	0.0	0.0	0.0	0.0	0.0	0.0	0.0	0.0	0.0	0.0	0.0	0.0	0.0	0.0	0.0	0.0	0.0
			재활용	204.9	0.0	0.0	0.0	0.0	0.0	0.0	0.0	0.0	0.0	0.0	0.0	0.0	0.0	97.5	29.7	2.9	2.9	7.9	19.9	0.1	0.1	0.1	0.0	0.1	23.1	2.5	0.0	5.3	0.1	2.8	107.4
	남구	발생량		173.0	61.8	53.0	0.0	18.7	3.5	3.7	11.2	15.9	8.8	3.0	0.8	1.1	3.9	46.0	1.2	11.1	1.6	6.1	17.0	0.3	0.0	0.0	0.0	0.3	3.1	1.2	0.0	0.0	0.1	4.0	65.2
		처리방법	매 립	53.9	53.9	46.2	0.0	16.0	3.1	3.3	8.7	15.1	7.7	2.6	0.7	1.0	3.4	0.0	0.0	0.0	0.0	0.0	0.0	0.0	0.0	0.0	0.0	0.0	0.0	0.0	0.0	0.0	0.0	0.0	0.0
			소 각	7.9	7.9	6.8	0.0	2.7	0.4	0.4	2.5	0.8	1.1	0.4	0.1	0.1	0.5	0.0	0.0	0.0	0.0	0.0	0.0	0.0	0.0	0.0	0.0	0.0	0.0	0.0	0.0	0.0	0.0	0.0	0.0
			재활용	111.2	0.0	0.0	0.0	0.0	0.0	0.0	0.0	0.0	0.0	0.0	0.0	0.0	0.0	46.0	1.2	11.1	1.6	6.1	17.0	0.3	0.0	0.0	0.0	0.3	3.1	1.2	0.0	0.0	0.1	4.0	65.2
	북구	발생량		372.5	146.4	123.6	0.0	41.3	3.8	3.3	32.4	42.8	22.8	2.4	1.0	5.1	14.3	110.1	10.8	11.3	7.3	22.5	16.1	0.8	0.1	0.6	0.1	0.6	10.0	3.0	0.2	0.0	0.0	26.7	116.0
		처리방법	매 립	56.8	56.8	42.0	0.0	12.9	2.1	1.6	10.0	15.4	14.8	0.9	0.5	4.5	8.9	0.0	0.0	0.0	0.0	0.0	0.0	0.0	0.0	0.0	0.0	0.0	0.0	0.0	0.0	0.0	0.0	0.0	0.0
			소 각	89.6	89.6	81.6	0.0	28.4	1.7	1.7	22.4	27.4	8.0	1.5	0.5	0.6	5.4	0.0	0.0	0.0	0.0	0.0	0.0	0.0	0.0	0.0	0.0	0.0	0.0	0.0	0.0	0.0	0.0	0.0	0.0
			재활용	226.1	0.0	0.0	0.0	0.0	0.0	0.0	0.0	0.0	0.0	0.0	0.0	0.0	0.0	110.1	10.8	11.3	7.3	22.5	16.1	0.8	0.1	0.6	0.1	0.6	10.0	3.0	0.2	0.0	0.0	26.7	116.0
	광산구	발생량		303.0	118.3	96.3	0.0	25.1	9.4	5.6	28.7	27.5	22.0	1.1	1.0	5.1	14.8	69.7	5.5	10.0	5.3	20.1	1.9	0.2	0.0	0.0	0.0	0.1	15.8	0.5	0.1	0.1	0.2	9.9	115.0
		처리방법	매 립	42.9	42.9	20.9	0.0	2.7	4.2	3.5	3.5	7.0	22.0	1.1	1.0	5.1	14.8	0.0	0.0	0.0	0.0	0.0	0.0	0.0	0.0	0.0	0.0	0.0	0.0	0.0	0.0	0.0	0.0	0.0	0.0
			소 각	75.4	75.4	75.4	0.0	22.4	5.2	2.1	25.2	20.5	0.0	0.0	0.0	0.0	0.0	0.0	0.0	0.0	0.0	0.0	0.0	0.0	0.0	0.0	0.0	0.0	0.0	0.0	0.0	0.0	0.0	0.0	0.0
			재활용	184.7	0.0	0.0	0.0	0.0	0.0	0.0	0.0	0.0	0.0	0.0	0.0	0.0	0.0	69.7	5.5	10.0	5.3	20.1	1.9	0.2	0.0	0.0	0.0	0.1	15.8	0.5	0.1	0.1	0.2	9.9	115.0

(단위:톤/일)

구 분		발생량 및 처리현황		총계	종량제에 의한 혼합배출													재활용가능자원 분리배출																	남은 음식물 류 배출(분리배출 지역일 경우)
					소계	가 연 성							불 연 성					소계	종이류	유리병류	캔류	합성수지류	플라스틱류	전자제품	전지류	타이어	윤활유	형광등	고철류	의류	영농폐기물	가구류	폐식용유	기타	
시도	시군구					소계	음식물채소류	종이류	나무류	고무피혁류	플라스틱류	기타	소계	유리류	금속류	토사류	기타																		
대전	소계	발생량		1,473.4	557.8	486.2	0.0	152.0	76.0	30.2	110.8	117.2	71.6	8.6	8.9	6.4	47.7	506.7	149.9	99.6	31.6	83.3	66.5	0.5	0.5	1.1	0.0	0.5	54.3	0.1	0.8	0.0	0.0	18.0	408.9
		처리방법	매 립	257.0	255.4	203.5	0.0	43.7	35.9	9.3	48.4	66.2	51.9	8.1	8.8	6.4	28.6	0.0	0.0	0.0	0.0	0.0	0.0	0.0	0.0	0.0	0.0	0.0	0.0	0.0	0.0	0.0	0.0	0.0	1.6
			소 각	279.2	277.5	262.3	0.0	106.5	37.0	20.8	62.4	35.6	15.2	0.3	0.1	0.0	14.8	0.0	0.0	0.0	0.0	0.0	0.0	0.0	0.0	0.0	0.0	0.0	0.0	0.0	0.0	0.0	0.0	0.0	1.7
			재활용	937.2	24.9	20.4	0.0	1.8	3.1	0.1	0.0	15.4	4.5	0.2	0.0	0.0	4.3	506.7	149.9	99.6	31.6	83.3	66.5	0.5	0.5	1.1	0.0	0.5	54.3	0.1	0.8	0.0	0.0	18.0	405.6
	동구	발생량		235.6	86.1	72.1	0.0	24.1	17.6	5.1	21.6	3.7	14.0	0.2	2.1	2.1	9.6	82.5	20.5	14.6	2.6	17.2	4.1	0.1	0.1	0.0	0.0	0.1	16.6	0.0	0.1	0.0	0.0	6.5	67.0
		처리방법	매 립	38.9	38.9	28.7	0.0	5.9	12.0	0.2	7.8	2.8	10.2	0.2	2.1	2.1	5.8	0.0	0.0	0.0	0.0	0.0	0.0	0.0	0.0	0.0	0.0	0.0	0.0	0.0	0.0	0.0	0.0	0.0	0.0
			소 각	47.5	47.2	43.4	0.0	18.2	5.6	4.9	13.8	0.9	3.8	0.0	0.0	0.0	3.8	0.0	0.0	0.0	0.0	0.0	0.0	0.0	0.0	0.0	0.0	0.0	0.0	0.0	0.0	0.0	0.0	0.0	0.3
			재활용	149.2	0.0	0.0	0.0	0.0	0.0	0.0	0.0	0.0	0.0	0.0	0.0	0.0	0.0	82.5	20.5	14.6	2.6	17.2	4.1	0.1	0.1	0.0	0.0	0.1	16.6	0.0	0.1	0.0	0.0	6.5	66.7
	중구	발생량		276.0	92.1	80.6	0.0	23.9	9.4	6.5	20.2	20.6	11.5	1.3	2.0	1.0	7.2	116.5	39.6	25.3	12.0	11.1	27.9	0.0	0.0	0.0	0.0	0.1	0.4	0.0	0.0	0.0	0.0	0.1	67.4
		처리방법	매 립	42.7	42.7	36.1	0.0	8.1	1.4	2.8	9.6	14.2	6.6	1.1	2.0	1.0	2.5	0.0	0.0	0.0	0.0	0.0	0.0	0.0	0.0	0.0	0.0	0.0	0.0	0.0	0.0	0.0	0.0	0.0	0.0
			소 각	46.7	46.6	43.7	0.0	15.8	7.3	3.6	10.6	6.4	2.9	0.0	0.0	0.0	2.9	0.0	0.0	0.0	0.0	0.0	0.0	0.0	0.0	0.0	0.0	0.0	0.0	0.0	0.0	0.0	0.0	0.0	0.1
			재활용	186.6	2.8	0.8	0.0	0.0	0.7	0.1	0.0	0.0	2.0	0.2	0.0	0.0	1.8	116.5	39.6	25.3	12.0	11.1	27.9	0.0	0.0	0.0	0.0	0.1	0.4	0.0	0.0	0.0	0.0	0.1	67.3
	서구	발생량		426.3	158.1	133.6	0.0	52.3	19.2	10.4	39.9	11.8	24.5	5.5	2.7	0.2	16.1	136.1	49.7	32.0	1.8	22.0	11.7	0.1	0.1	0.0	0.0	0.2	8.8	0.1	0.5	0.0	0.0	9.1	132.1
		처리방법	매 립	85.7	84.1	62.0	0.0	19.8	7.2	6.2	21.5	7.3	22.1	5.3	2.7	0.2	13.9	0.0	0.0	0.0	0.0	0.0	0.0	0.0	0.0	0.0	0.0	0.0	0.0	0.0	0.0	0.0	0.0	0.0	1.6
			소 각	74.7	74.0	71.6	0.0	32.5	12.0	4.2	18.4	4.5	2.4	0.2	0.0	0.0	2.2	0.0	0.0	0.0	0.0	0.0	0.0	0.0	0.0	0.0	0.0	0.0	0.0	0.0	0.0	0.0	0.0	0.0	0.7
			재활용	265.9	0.0	0.0	0.0	0.0	0.0	0.0	0.0	0.0	0.0	0.0	0.0	0.0	0.0	136.1	49.7	32.0	1.8	22.0	11.7	0.1	0.1	0.0	0.0	0.2	8.8	0.1	0.5	0.0	0.0	9.1	129.8
	유성구	발생량		284.9	103.0	88.8	0.0	31.9	14.0	4.3	12.2	26.4	14.2	1.6	2.1	1.4	9.1	91.9	22.7	16.0	3.7	18.7	9.3	0.2	0.2	0.1	0.0	0.0	20.0	0.0	0.0	0.0	0.0	1.0	90.0
		처리방법	매 립	34.3	34.3	23.3	0.0	5.5	6.4	0.0	3.7	7.7	11.0	1.5	2.0	1.4	6.1	0.0	0.0	0.0	0.0	0.0	0.0	0.0	0.0	0.0	0.0	0.0	0.0	0.0	0.0	0.0	0.0	0.0	0.0
			소 각	61.4	60.8	57.6	0.0	24.6	7.5	4.3	8.5	12.7	3.2	0.1	0.1	0.0	3.0	0.0	0.0	0.0	0.0	0.0	0.0	0.0	0.0	0.0	0.0	0.0	0.0	0.0	0.0	0.0	0.0	0.0	0.6
			재활용	189.2	7.9	7.9	0.0	1.8	0.1	0.0	0.0	6.0	0.0	0.0	0.0	0.0	0.0	91.9	22.7	16.0	3.7	18.7	9.3	0.2	0.2	0.1	0.0	0.0	20.0	0.0	0.0	0.0	0.0	1.0	89.4
	대덕구	발생량		250.6	118.5	111.1	0.0	19.8	15.8	3.9	16.9	54.7	7.4	0.0	0.0	1.7	5.7	79.7	17.4	11.7	11.5	14.3	13.5	0.1	0.1	1.0	0.0	0.1	8.5	0.0	0.2	0.0	0.0	1.3	52.4
		처리방법	매 립	55.4	55.4	53.4	0.0	4.4	8.9	0.1	5.8	34.2	2.0	0.0	0.0	1.7	0.3	0.0	0.0	0.0	0.0	0.0	0.0	0.0	0.0	0.0	0.0	0.0	0.0	0.0	0.0	0.0	0.0	0.0	0.0
			소 각	48.9	48.9	46.0	0.0	15.4	4.6	3.8	11.1	11.1	2.9	0.0	0.0	0.0	2.9	0.0	0.0	0.0	0.0	0.0	0.0	0.0	0.0	0.0	0.0	0.0	0.0	0.0	0.0	0.0	0.0	0.0	0.0
			재활용	146.3	14.2	11.7	0.0	0.0	2.3	0.0	0.0	9.4	2.5	0.0	0.0	0.0	2.5	79.7	17.4	11.7	11.5	14.3	13.5	0.1	0.1	1.0	0.0	0.1	8.5	0.0	0.2	0.0	0.0	1.3	52.4
울산	소계	발생량		1,234.2	463.7	343.4	0.0	99.6	49.5	26.8	71.5	96.0	120.3	12.3	4.9	78.3	24.8	443.5	102.1	51.0	45.6	51.3	20.0	4.6	0.2	0.0	0.1	0.3	105.8	7.6	2.5	5.9	2.0	44.5	327.0
		처리방법	매 립	70.7	70.7	0.2	0.0	0.0	0.0	0.0	0.0	0.2	70.5	0.0	0.0	61.3	9.2	0.0	0.0	0.0	0.0	0.0	0.0	0.0	0.0	0.0	0.0	0.0	0.0	0.0	0.0	0.0	0.0	0.0	0.0
			소 각	398.4	370.1	320.9	0.0	99.6	36.7	26.8	69.4	88.4	49.2	12.3	4.9	16.9	15.1	0.0	0.0	0.0	0.0	0.0	0.0	0.0	0.0	0.0	0.0	0.0	0.0	0.0	0.0	0.0	0.0	0.0	28.3
			재활용	765.1	22.9	22.3	0.0	0.0	12.8	0.0	2.1	7.4	0.6	0.0	0.0	0.1	0.5	443.5	102.1	51.0	45.6	51.3	20.0	4.6	0.2	0.0	0.1	0.3	105.8	7.6	2.5	5.9	2.0	44.5	298.7
	중구	발생량		258.4	108.1	83.2	0.0	28.5	14.6	8.0	14.3	17.8	24.9	2.5	0.0	22.4	0.0	96.9	22.6	8.5	11.1	7.1	7.2	1.7	0.0	0.0	0.0	0.0	32.8	0.4	0.1	0.0	0.0	5.4	53.4
		처리방법	매 립	17.8	17.8	0.2	0.0	0.0	0.0	0.0	0.0	0.2	17.6	0.0	0.0	17.6	0.0	0.0	0.0	0.0	0.0	0.0	0.0	0.0	0.0	0.0	0.0	0.0	0.0	0.0	0.0	0.0	0.0	0.0	0.0
			소 각	96.2	90.3	83.0	0.0	28.5	14.6	8.0	14.3	17.6	7.3	2.5	0.0	4.8	0.0	0.0	0.0	0.0	0.0	0.0	0.0	0.0	0.0	0.0	0.0	0.0	0.0	0.0	0.0	0.0	0.0	0.0	5.9
			재활용	144.4	0.0	0.0	0.0	0.0	0.0	0.0	0.0	0.0	0.0	0.0	0.0	0.0	0.0	96.9	22.6	8.5	11.1	7.1	7.2	1.7	0.0	0.0	0.0	0.0	32.8	0.4	0.1	0.0	0.0	5.4	47.5
	남구	발생량		410.8	175.5	101.1	0.0	17.9	24.9	12.8	17.1	28.4	74.4	1.8	2.6	55.6	14.4	117.2	33.6	10.9	13.2	14.4	3.9	2.1	0.0	0.0	0.0	0.1	26.3	4.1	0.0	0.0	2.0	6.6	118.1
		처리방법	매 립	44.6	44.6	0.0	0.0	0.0	0.0	0.0	0.0	0.0	44.6	0.0	0.0	43.7	0.9	0.0	0.0	0.0	0.0	0.0	0.0	0.0	0.0	0.0	0.0	0.0	0.0	0.0	0.0	0.0	0.0	0.0	0.0
			소 각	118.0	108.0	78.8	0.0	17.9	12.1	12.8	15.0	21.0	29.2	1.8	2.6	11.8	13.0	0.0	0.0	0.0	0.0	0.0	0.0	0.0	0.0	0.0	0.0	0.0	0.0	0.0	0.0	0.0	0.0	0.0	10.0
			재활용	248.2	22.9	22.3	0.0	0.0	12.8	0.0	2.1	7.4	0.6	0.0	0.0	0.1	0.5	117.2	33.6	10.9	13.2	14.4	3.9	2.1	0.0	0.0	0.0	0.1	26.3	4.1	0.0	0.0	2.0	6.6	108.1
	동구	발생량		211.4	81.4	65.3	0.0	17.0	2.0	2.1	19.0	25.2	16.1	4.4	1.0	0.3	10.4	77.9	12.7	11.4	8.0	6.4	3.1	0.4	0.1	0.0	0.1	0.1	28.9	0.8	0.0	5.3	0.0	0.6	52.1
		처리방법	매 립	8.3	8.3	0.0	0.0	0.0	0.0	0.0	0.0	0.0	8.3	0.0	0.0	0.0	8.3	0.0	0.0	0.0	0.0	0.0	0.0	0.0	0.0	0.0	0.0	0.0	0.0	0.0	0.0	0.0	0.0	0.0	0.0
			소 각	76.2	73.1	65.3	0.0	17.0	2.0	2.1	19.0	25.2	7.8	4.4	1.0	0.3	2.1	0.0	0.0	0.0	0.0	0.0	0.0	0.0	0.0	0.0	0.0	0.0	0.0	0.0	0.0	0.0	0.0	0.0	3.1
			재활용	126.9	0.0	0.0	0.0	0.0	0.0	0.0	0.0	0.0	0.0	0.0	0.0	0.0	0.0	77.9	12.7	11.4	8.0	6.4	3.1	0.4	0.1	0.0	0.1	0.1	28.9	0.8	0.0	5.3	0.0	0.6	49.0
	북구	발생량		156.0	44.1	44.1	0.0	18.0	6.6	2.2	13.5	3.8	0.0	0.0	0.0	0.0	0.0	61.2	14.1	11.3	5.8	5.3	3.6	0.2	0.1	0.0	0.0	0.1	15.6	1.5	0.6	0.0	0.0	3.0	50.7
		처리방법	매 립	0.0	0.0	0.0	0.0	0.0	0.0	0.0	0.0	0.0	0.0	0.0	0.0	0.0	0.0	0.0	0.0	0.0	0.0	0.0	0.0	0.0	0.0	0.0	0.0	0.0	0.0	0.0	0.0	0.0	0.0	0.0	0.0
			소 각	49.2	44.1	44.1	0.0	18.0	6.6	2.2	13.5	3.8	0.0	0.0	0.0	0.0	0.0	0.0	0.0	0.0	0.0	0.0	0.0	0.0	0.0	0.0	0.0	0.0	0.0	0.0	0.0	0.0	0.0	0.0	5.1
			재활용	106.8	0.0	0.0	0.0	0.0	0.0	0.0	0.0	0.0	0.0	0.0	0.0	0.0	0.0	61.2	14.1	11.3	5.8	5.3	3.6	0.2	0.1	0.0	0.0	0.1	15.6	1.5	0.6	0.0	0.0	3.0	45.6
	울주군	발생량		197.6	54.6	49.7	0.0	18.2	1.4	1.7	7.6	20.8	4.9	3.6	1.3	0.0	0.0	90.3	19.1	8.9	7.5	18.1	2.2	0.2	0.0	0.0	0.0	0.0	2.2	0.8	1.8	0.6	0.0	28.9	52.7
		처리방법	매 립	0.0	0.0	0.0	0.0	0.0	0.0	0.0	0.0	0.0	0.0	0.0	0.0	0.0	0.0	0.0	0.0	0.0	0.0	0.0	0.0	0.0	0.0	0.0	0.0	0.0	0.0	0.0	0.0	0.0	0.0	0.0	0.0
			소 각	58.8	54.6	49.7	0.0	18.2	1.4	1.7	7.6	20.8	4.9	3.6	1.3	0.0	0.0	0.0	0.0	0.0	0.0	0.0	0.0	0.0	0.0	0.0	0.0	0.0	0.0	0.0	0.0	0.0	0.0	0.0	4.2
			재활용	138.8	0.0	0.0	0.0	0.0	0.0	0.0	0.0	0.0	0.0	0.0	0.0	0.0	0.0	90.3	19.1	8.9	7.5	18.1	2.2	0.2	0.0	0.0	0.0	0.0	2.2	0.8	1.8	0.6	0.0	28.9	48.5

(단위:톤/일)

구 분		발생량 및 처리현황		총계	종량제에 의한 혼합배출													재활용가능자원 분리배출																	남은 음식물류 배출(분리배출 지역일 경우)
					소계	가 연 성							불 연 성					소계	종이류	유리병류	캔류	합성수지류	플라스틱류	전자제품	전지류	타이어	윤활유	형광등	고철류	의류	영농폐기물	가구류	폐식용유	기타	
시도	시군구					소계	음식물채소류	종이류	나무류	고무피혁류	플라스틱류	기타	소계	유리류	금속류	토사류	기타																		
세종	소계	발생량		724.2	688.8	680.8	12.8	4.6	599.7	1.4	15.7	46.6	8.0	0.4	0.2	4.2	3.2	13.1	1.3	2.0	1.0	1.9	1.0	1.5	0.0	0.0	0.0	0.1	0.7	0.0	1.4	1.2	0.0	1.0	22.3
		처리방법	매 립	7.9	7.9	0.0	0.0	0.0	0.0	0.0	0.0	0.0	7.9	0.3	0.2	4.2	3.2	0.0	0.0	0.0	0.0	0.0	0.0	0.0	0.0	0.0	0.0	0.0	0.0	0.0	0.0	0.0	0.0	0.0	0.0
			소 각	34.7	30.1	30.1	12.8	2.6	1.2	1.4	3.1	9.0	0.0	0.0	0.0	0.0	0.0	0.0	0.0	0.0	0.0	0.0	0.0	0.0	0.0	0.0	0.0	0.0	0.0	0.0	0.0	0.0	0.0	0.0	4.6
			재활용	681.6	650.8	650.7	0.0	2.0	598.5	0.0	12.6	37.6	0.1	0.1	0.0	0.0	0.0	13.1	1.3	2.0	1.0	1.9	1.0	1.5	0.0	0.0	0.0	0.1	0.7	0.0	1.4	1.2	0.0	1.0	17.7
	세종시	발생량		724.2	688.8	680.8	12.8	4.6	599.7	1.4	15.7	46.6	8.0	0.4	0.2	4.2	3.2	13.1	1.3	2.0	1.0	1.9	1.0	1.5	0.0	0.0	0.0	0.1	0.7	0.0	1.4	1.2	0.0	1.0	22.3
		처리방법	매 립	7.9	7.9	0.0	0.0	0.0	0.0	0.0	0.0	0.0	7.9	0.3	0.2	4.2	3.2	0.0	0.0	0.0	0.0	0.0	0.0	0.0	0.0	0.0	0.0	0.0	0.0	0.0	0.0	0.0	0.0	0.0	0.0
			소 각	34.7	30.1	30.1	12.8	2.6	1.2	1.4	3.1	9.0	0.0	0.0	0.0	0.0	0.0	0.0	0.0	0.0	0.0	0.0	0.0	0.0	0.0	0.0	0.0	0.0	0.0	0.0	0.0	0.0	0.0	0.0	4.6
			재활용	681.6	650.8	650.7	0.0	2.0	598.5	0.0	12.6	37.6	0.1	0.1	0.0	0.0	0.0	13.1	1.3	2.0	1.0	1.9	1.0	1.5	0.0	0.0	0.0	0.1	0.7	0.0	1.4	1.2	0.0	1.0	17.7
경기	소계	발생량		9,919.2	4,684.6	4,140.6	29.8	1,355.9	480.5	210.2	760.4	1,303.8	544.0	36.4	31.0	181.7	294.9	2,438.1	597.2	452.5	137.0	326.5	252.1	37.7	14.2	0.6	0.0	13.2	196.1	32.0	41.7	72.5	8.0	256.8	2,796.5
		처리방법	매 립	784.5	772.2	469.5	0.0	128.0	38.9	17.4	81.6	203.6	302.7	14.3	17.6	93.1	177.7	0.0	0.0	0.0	0.0	0.0	0.0	0.0	0.0	0.0	0.0	0.0	0.0	0.0	0.0	0.0	0.0	0.0	12.3
			소 각	3,354.2	3,310.3	3,231.7	29.8	1,181.1	295.9	192.2	571.1	961.6	78.6	15.3	8.1	10.0	45.2	0.0	0.0	0.0	0.0	0.0	0.0	0.0	0.0	0.0	0.0	0.0	0.0	0.0	0.0	0.0	0.0	0.0	43.9
			재활용	5,780.5	602.1	439.4	0.0	46.8	145.7	0.6	107.7	138.6	162.7	6.8	5.3	78.6	72.0	2,438.1	597.2	452.5	137.0	326.5	252.1	37.7	14.2	0.6	0.0	13.2	196.1	32.0	41.7	72.5	8.0	256.8	2,740.3
	수원시	발생량		1,050.0	465.1	459.4	25.8	134.4	11.5	6.2	48.1	233.4	5.7	0.0	0.0	1.1	4.6	371.9	118.3	106.1	18.8	49.7	6.8	0.8	0.1	0.1	0.0	0.3	10.1	0.3	0.0	0.0	3.8	56.7	213.0
		처리방법	매 립	0.0	0.0	0.0	0.0	0.0	0.0	0.0	0.0	0.0	0.0	0.0	0.0	0.0	0.0	0.0	0.0	0.0	0.0	0.0	0.0	0.0	0.0	0.0	0.0	0.0	0.0	0.0	0.0	0.0	0.0	0.0	0.0
			소 각	422.5	422.5	422.5	25.8	134.4	2.5	6.2	48.1	205.5	0.0	0.0	0.0	0.0	0.0	0.0	0.0	0.0	0.0	0.0	0.0	0.0	0.0	0.0	0.0	0.0	0.0	0.0	0.0	0.0	0.0	0.0	0.0
			재활용	627.5	42.6	36.9	0.0	0.0	9.0	0.0	0.0	27.9	5.7	0.0	0.0	1.1	4.6	371.9	118.3	106.1	18.8	49.7	6.8	0.8	0.1	0.1	0.0	0.3	10.1	0.3	0.0	0.0	3.8	56.7	213.0
	성남시	발생량		775.3	375.2	374.1	0.0	302.8	47.0	7.4	7.3	9.6	1.1	0.0	0.0	0.0	1.1	173.1	18.7	54.4	35.7	15.1	31.9	3.6	0.0	0.0	0.0	0.1	6.0	2.2	0.1	1.4	0.0	3.9	227.0
		처리방법	매 립	1.1	1.1	0.0	0.0	0.0	0.0	0.0	0.0	0.0	1.1	0.0	0.0	0.0	1.1	0.0	0.0	0.0	0.0	0.0	0.0	0.0	0.0	0.0	0.0	0.0	0.0	0.0	0.0	0.0	0.0	0.0	0.0
			소 각	370.4	370.4	370.4	0.0	302.8	47.0	7.4	7.3	5.9	0.0	0.0	0.0	0.0	0.0	0.0	0.0	0.0	0.0	0.0	0.0	0.0	0.0	0.0	0.0	0.0	0.0	0.0	0.0	0.0	0.0	0.0	0.0
			재활용	403.8	3.7	3.7	0.0	0.0	0.0	0.0	0.0	3.7	0.0	0.0	0.0	0.0	0.0	173.1	18.7	54.4	35.7	15.1	31.9	3.6	0.0	0.0	0.0	0.1	6.0	2.2	0.1	1.4	0.0	3.9	227.0
	의정부시	발생량		370.3	150.4	128.8	0.0	24.2	26.0	19.3	22.5	36.8	21.6	0.0	0.0	4.6	17.0	113.0	37.6	24.0	8.5	9.0	13.7	0.3	0.1	0.0	0.0	0.3	19.0	0.3	0.0	0.1	0.1	0.0	106.9
		처리방법	매 립	14.2	14.2	0.0	0.0	0.0	0.0	0.0	0.0	0.0	14.2	0.0	0.0	4.6	9.6	0.0	0.0	0.0	0.0	0.0	0.0	0.0	0.0	0.0	0.0	0.0	0.0	0.0	0.0	0.0	0.0	0.0	0.0
			소 각	114.0	114.0	114.0	0.0	24.2	20.0	19.3	22.5	28.0	0.0	0.0	0.0	0.0	0.0	0.0	0.0	0.0	0.0	0.0	0.0	0.0	0.0	0.0	0.0	0.0	0.0	0.0	0.0	0.0	0.0	0.0	0.0
			재활용	242.1	22.2	14.8	0.0	0.0	6.0	0.0	0.0	8.8	7.4	0.0	0.0	0.0	7.4	113.0	37.6	24.0	8.5	9.0	13.7	0.3	0.1	0.0	0.0	0.3	19.0	0.3	0.0	0.1	0.1	0.0	106.9
	안양시	발생량		429.1	234.1	184.4	0.0	30.1	14.7	9.2	55.1	75.3	49.7	3.3	0.1	21.8	24.5	39.6	0.8	5.4	0.5	6.1	15.4	0.2	0.1	0.0	0.0	0.1	0.0	0.0	0.0	0.0	0.1	10.9	155.4
		처리방법	매 립	114.2	109.7	60.1	0.0	9.7	8.6	6.3	18.6	16.9	49.6	3.2	0.1	21.8	24.5	0.0	0.0	0.0	0.0	0.0	0.0	0.0	0.0	0.0	0.0	0.0	0.0	0.0	0.0	0.0	0.0	0.0	4.5
			소 각	67.0	67.0	67.0	0.0	20.4	5.1	2.7	24.1	14.7	0.0	0.0	0.0	0.0	0.0	0.0	0.0	0.0	0.0	0.0	0.0	0.0	0.0	0.0	0.0	0.0	0.0	0.0	0.0	0.0	0.0	0.0	0.0
			재활용	247.9	57.4	57.3	0.0	0.0	1.0	0.2	12.4	43.7	0.1	0.1	0.0	0.0	0.0	39.6	0.8	5.4	0.5	6.1	15.4	0.2	0.1	0.0	0.0	0.1	0.0	0.0	0.0	0.0	0.1	10.9	150.9
	부천시	발생량		503.8	190.5	158.0	0.0	90.4	8.8	2.1	47.7	9.0	32.5	12.7	9.5	0.0	10.3	55.8	3.8	15.1	2.1	16.5	7.2	0.1	0.1	0.0	0.0	0.3	0.5	0.0	0.0	10.0	0.0	0.1	257.5
		처리방법	매 립	26.1	26.1	23.9	0.0	13.2	1.4	0.4	7.2	1.7	2.2	1.2	0.8	0.0	0.2	0.0	0.0	0.0	0.0	0.0	0.0	0.0	0.0	0.0	0.0	0.0	0.0	0.0	0.0	0.0	0.0	0.0	0.0
			소 각	159.4	148.1	130.7	0.0	75.1	6.1	1.7	40.5	7.3	17.4	5.3	3.4	0.0	8.7	0.0	0.0	0.0	0.0	0.0	0.0	0.0	0.0	0.0	0.0	0.0	0.0	0.0	0.0	0.0	0.0	0.0	11.3
			재활용	318.3	16.3	3.4	0.0	2.1	1.3	0.0	0.0	0.0	12.9	6.2	5.3	0.0	1.4	55.8	3.8	15.1	2.1	16.5	7.2	0.1	0.1	0.0	0.0	0.3	0.5	0.0	0.0	10.0	0.0	0.1	246.2
	광명시	발생량		256.7	144.2	138.6	0.0	91.8	18.1	2.5	17.9	8.3	5.6	0.7	0.4	0.0	4.5	43.5	8.7	5.7	1.7	5.8	12.2	0.2	0.2	0.0	0.0	0.1	0.8	1.1	0.0	0.2	0.0	6.8	69.0
		처리방법	매 립	11.5	11.5	6.9	0.0	3.6	0.0	2.1	1.1	0.1	4.6	0.5	0.2	0.0	3.9	0.0	0.0	0.0	0.0	0.0	0.0	0.0	0.0	0.0	0.0	0.0	0.0	0.0	0.0	0.0	0.0	0.0	0.0
			소 각	132.7	132.7	131.7	0.0	88.2	18.1	0.4	16.8	8.2	1.0	0.2	0.2	0.0	0.6	0.0	0.0	0.0	0.0	0.0	0.0	0.0	0.0	0.0	0.0	0.0	0.0	0.0	0.0	0.0	0.0	0.0	0.0
			재활용	112.5	0.0	0.0	0.0	0.0	0.0	0.0	0.0	0.0	0.0	0.0	0.0	0.0	0.0	43.5	8.7	5.7	1.7	5.8	12.2	0.2	0.2	0.0	0.0	0.1	0.8	1.1	0.0	0.2	0.0	6.8	69.0
	평택시	발생량		419.5	157.0	150.6	0.0	5.9	20.3	3.6	41.6	79.2	6.4	0.0	0.0	5.0	1.4	130.8	22.4	17.2	6.2	27.6	10.3	0.1	0.1	0.0	0.0	0.5	14.5	4.4	1.8	1.3	0.0	24.4	131.7
		처리방법	매 립	90.2	90.2	83.8	0.0	2.0	4.2	0.9	21.5	55.2	6.4	0.0	0.0	5.0	1.4	0.0	0.0	0.0	0.0	0.0	0.0	0.0	0.0	0.0	0.0	0.0	0.0	0.0	0.0	0.0	0.0	0.0	0.0
			소 각	46.4	46.4	46.4	0.0	3.9	7.2	2.7	10.9	21.7	0.0	0.0	0.0	0.0	0.0	0.0	0.0	0.0	0.0	0.0	0.0	0.0	0.0	0.0	0.0	0.0	0.0	0.0	0.0	0.0	0.0	0.0	0.0
			재활용	282.9	20.4	20.4	0.0	0.0	8.9	0.0	9.2	2.3	0.0	0.0	0.0	0.0	0.0	130.8	22.4	17.2	6.2	27.6	10.3	0.1	0.1	0.0	0.0	0.5	14.5	4.4	1.8	1.3	0.0	24.4	131.7
	동두천시	발생량		65.3	29.2	29.2	0.0	5.3	2.6	3.3	3.7	14.3	0.0	0.0	0.0	0.0	0.0	17.0	3.4	2.0	0.9	1.3	1.0	0.0	0.0	0.0	0.0	0.0	8.0	0.4	0.0	0.0	0.0	0.0	19.1
		처리방법	매 립	0.0	0.0	0.0	0.0	0.0	0.0	0.0	0.0	0.0	0.0	0.0	0.0	0.0	0.0	0.0	0.0	0.0	0.0	0.0	0.0	0.0	0.0	0.0	0.0	0.0	0.0	0.0	0.0	0.0	0.0	0.0	0.0
			소 각	29.2	29.2	29.2	0.0	5.3	2.6	3.3	3.7	14.3	0.0	0.0	0.0	0.0	0.0	0.0	0.0	0.0	0.0	0.0	0.0	0.0	0.0	0.0	0.0	0.0	0.0	0.0	0.0	0.0	0.0	0.0	0.0
			재활용	36.1	0.0	0.0	0.0	0.0	0.0	0.0	0.0	0.0	0.0	0.0	0.0	0.0	0.0	17.0	3.4	2.0	0.9	1.3	1.0	0.0	0.0	0.0	0.0	0.0	8.0	0.4	0.0	0.0	0.0	0.0	19.1
	안산시	발생량		532.1	286.4	273.2	0.0	43.1	26.9	0.0	10.5	192.7	13.2	0.5	1.9	9.6	1.2	70.9	4.3	22.5	2.2	6.3	13.8	0.3	0.3	0.0	0.0	1.1	1.7	0.7	0.0	17.7	0.0	0.0	174.8
		처리방법	매 립	60.7	60.7	48.6	0.0	11.3	7.4	0.0	1.6	28.3	12.1	0.5	1.9	8.5	1.2	0.0	0.0	0.0	0.0	0.0	0.0	0.0	0.0	0.0	0.0	0.0	0.0	0.0	0.0	0.0	0.0	0.0	0.0
			소 각	198.1	198.1	198.1	0.0	31.6	10.4	0.0	5.4	150.7	0.0	0.0	0.0	0.0	0.0	0.0	0.0	0.0	0.0	0.0	0.0	0.0	0.0	0.0	0.0	0.0	0.0	0.0	0.0	0.0	0.0	0.0	0.0
			재활용	273.3	27.6	26.5	0.0	0.2	9.1	0.0	3.5	13.7	1.1	0.0	0.0	1.1	0.0	70.9	4.3	22.5	2.2	6.3	13.8	0.3	0.3	0.0	0.0	1.1	1.7	0.7	0.0	17.7	0.0	0.0	174.8

(단위:톤/일)

구 분		발생량 및 처리현황		총계	종량제에 의한 혼합배출													재활용가능자원 분리배출																	남은 음식물류 배출(분리배출 지역일 경우)
					소계	가 연 성							불 연 성					소계	종이류	유리병류	캔류	합성수지류	플라스틱류	전자제품	전지류	타이어	윤활유	형광등	고철류	의류	영농폐기물	가구류	폐식용유	기타	
시도	시군구					소계	음식물채소류	종이류	나무류	고무피혁류	플라스틱류	기타	소계	유리류	금속류	토사류	기타																		
경기	고양시	발생량		895.9	393.6	333.2	0.0	105.6	14.9	19.7	85.2	107.8	60.4	2.8	1.4	12.7	43.5	237.1	97.3	23.3	3.6	11.8	21.5	0.3	4.5	0.0	0.0	1.1	34.3	0.0	0.3	0.0	0.0	39.1	265.2
		처리방법	매 립	67.5	67.5	54.6	0.0	15.9	1.0	1.0	1.0	35.7	12.9	0.0	0.0	12.7	0.2	0.0	0.0	0.0	0.0	0.0	0.0	0.0	0.0	0.0	0.0	0.0	0.0	0.0	0.0	0.0	0.0	0.0	0.0
			소 각	259.3	259.3	246.4	0.0	81.4	13.9	18.7	67.4	65.0	12.9	2.8	1.4	0.0	8.7	0.0	0.0	0.0	0.0	0.0	0.0	0.0	0.0	0.0	0.0	0.0	0.0	0.0	0.0	0.0	0.0	0.0	0.0
			재활용	569.1	66.8	32.2	0.0	8.3	0.0	0.0	16.8	7.1	34.6	0.0	0.0	0.0	34.6	237.1	97.3	23.3	3.6	11.8	21.5	0.3	4.5	0.0	0.0	1.1	34.3	0.0	0.3	0.0	0.0	39.1	265.2
	과천시	발생량		76.8	41.9	39.9	3.2	19.0	0.6	0.3	6.6	10.2	2.0	0.8	0.7	0.1	0.4	19.7	12.1	1.8	0.2	0.8	1.8	0.0	0.0	0.0	0.0	0.0	0.9	0.1	0.0	0.0	0.0	2.0	15.2
		처리방법	매 립	2.0	2.0	0.0	0.0	0.0	0.0	0.0	0.0	0.0	2.0	0.8	0.7	0.1	0.4	0.0	0.0	0.0	0.0	0.0	0.0	0.0	0.0	0.0	0.0	0.0	0.0	0.0	0.0	0.0	0.0	0.0	0.0
			소 각	49.8	39.9	39.9	3.2	19.0	0.6	0.3	6.6	10.2	0.0	0.0	0.0	0.0	0.0	0.0	0.0	0.0	0.0	0.0	0.0	0.0	0.0	0.0	0.0	0.0	0.0	0.0	0.0	0.0	0.0	0.0	9.9
			재활용	25.0	0.0	0.0	0.0	0.0	0.0	0.0	0.0	0.0	0.0	0.0	0.0	0.0	0.0	19.7	12.1	1.8	0.2	0.8	1.8	0.0	0.0	0.0	0.0	0.0	0.9	0.1	0.0	0.0	0.0	2.0	5.3
	구리시	발생량		176.7	109.3	87.0	0.0	24.1	2.2	0.8	37.0	22.9	22.3	2.0	1.5	10.5	8.3	31.8	12.0	5.2	1.1	8.2	2.8	0.3	0.0	0.0	0.0	0.1	1.3	0.8	0.0	0.0	0.0	0.0	35.6
		처리방법	매 립	5.6	5.6	3.4	0.0	1.1	0.2	0.1	1.3	0.7	2.2	0.2	0.1	1.8	0.1	0.0	0.0	0.0	0.0	0.0	0.0	0.0	0.0	0.0	0.0	0.0	0.0	0.0	0.0	0.0	0.0	0.0	0.0
			소 각	66.5	66.5	62.0	0.0	22.9	1.0	0.7	18.2	19.2	4.5	1.8	1.4	0.3	1.0	0.0	0.0	0.0	0.0	0.0	0.0	0.0	0.0	0.0	0.0	0.0	0.0	0.0	0.0	0.0	0.0	0.0	0.0
			재활용	104.6	37.2	21.6	0.0	0.1	1.0	0.0	17.5	3.0	15.6	0.0	0.0	8.4	7.2	31.8	12.0	5.2	1.1	8.2	2.8	0.3	0.0	0.0	0.0	0.1	1.3	0.8	0.0	0.0	0.0	0.0	35.6
	남양주시	발생량		336.6	153.2	150.2	0.0	39.0	21.1	9.1	29.0	52.0	3.0	0.2	0.0	0.0	2.8	46.5	8.9	6.9	1.2	7.4	6.7	1.0	0.0	0.0	0.0	0.0	0.6	0.0	1.4	0.0	0.0	12.4	136.9
		처리방법	매 립	25.8	25.8	22.8	0.0	8.5	2.6	1.6	4.8	5.3	3.0	0.2	0.0	0.0	2.8	0.0	0.0	0.0	0.0	0.0	0.0	0.0	0.0	0.0	0.0	0.0	0.0	0.0	0.0	0.0	0.0	0.0	0.0
			소 각	127.4	127.4	127.4	0.0	30.5	18.5	7.5	24.2	46.7	0.0	0.0	0.0	0.0	0.0	0.0	0.0	0.0	0.0	0.0	0.0	0.0	0.0	0.0	0.0	0.0	0.0	0.0	0.0	0.0	0.0	0.0	0.0
			재활용	183.4	0.0	0.0	0.0	0.0	0.0	0.0	0.0	0.0	0.0	0.0	0.0	0.0	0.0	46.5	8.9	6.9	1.2	7.4	6.7	1.0	0.0	0.0	0.0	0.0	0.6	0.0	1.4	0.0	0.0	12.4	136.9
	오산시	발생량		170.4	90.5	79.4	0.0	57.1	6.8	1.3	12.4	1.8	11.1	0.7	0.0	7.4	3.0	24.5	1.6	3.2	1.2	4.7	1.2	1.2	0.9	0.0	0.0	0.0	4.7	0.9	0.0	4.9	0.0	0.0	55.4
		처리방법	매 립	5.7	5.7	3.4	0.0	2.1	0.4	0.1	0.2	0.6	2.3	0.4	0.0	0.0	1.9	0.0	0.0	0.0	0.0	0.0	0.0	0.0	0.0	0.0	0.0	0.0	0.0	0.0	0.0	0.0	0.0	0.0	0.0
			소 각	45.6	45.6	45.6	0.0	27.5	3.5	1.2	12.2	1.2	0.0	0.0	0.0	0.0	0.0	0.0	0.0	0.0	0.0	0.0	0.0	0.0	0.0	0.0	0.0	0.0	0.0	0.0	0.0	0.0	0.0	0.0	0.0
			재활용	119.1	39.2	30.4	0.0	27.5	2.9	0.0	0.0	0.0	8.8	0.3	0.0	7.4	1.1	24.5	1.6	3.2	1.2	4.7	1.2	1.2	0.9	0.0	0.0	0.0	4.7	0.9	0.0	4.9	0.0	0.0	55.4
	시흥시	발생량		312.3	145.7	112.2	0.0	36.6	22.8	5.5	17.5	29.8	33.5	1.8	2.2	14.6	14.9	53.7	20.9	3.6	1.3	1.9	3.4	0.2	0.0	0.0	0.0	0.3	1.1	0.0	0.0	13.3	0.0	7.7	112.9
		처리방법	매 립	89.4	89.4	71.6	0.0	28.2	8.7	3.0	8.3	23.4	17.8	1.6	2.2	1.0	13.0	0.0	0.0	0.0	0.0	0.0	0.0	0.0	0.0	0.0	0.0	0.0	0.0	0.0	0.0	0.0	0.0	0.0	0.0
			소 각	30.6	30.6	30.6	0.0	8.4	4.4	2.5	8.9	6.4	0.0	0.0	0.0	0.0	0.0	0.0	0.0	0.0	0.0	0.0	0.0	0.0	0.0	0.0	0.0	0.0	0.0	0.0	0.0	0.0	0.0	0.0	0.0
			재활용	192.3	25.7	10.0	0.0	0.0	9.7	0.0	0.3	0.0	15.7	0.2	0.0	13.6	1.9	53.7	20.9	3.6	1.3	1.9	3.4	0.2	0.0	0.0	0.0	0.3	1.1	0.0	0.0	13.3	0.0	7.7	112.9
	군포시	발생량		201.3	122.3	101.5	0.8	12.8	13.0	18.4	31.7	24.8	20.8	0.0	0.0	16.5	4.3	16.7	2.7	2.3	0.2	5.6	1.3	2.1	0.1	0.0	0.0	0.1	0.2	0.2	0.0	0.0	0.3	1.6	62.3
		처리방법	매 립	9.0	9.0	1.5	0.0	0.0	0.0	0.0	0.0	1.5	7.5	0.0	0.0	7.5	0.0	0.0	0.0	0.0	0.0	0.0	0.0	0.0	0.0	0.0	0.0	0.0	0.0	0.0	0.0	0.0	0.0	0.0	0.0
			소 각	103.7	97.7	93.4	0.8	12.8	9.7	18.4	31.7	20.0	4.3	0.0	0.0	0.0	4.3	0.0	0.0	0.0	0.0	0.0	0.0	0.0	0.0	0.0	0.0	0.0	0.0	0.0	0.0	0.0	0.0	0.0	6.0
			재활용	88.6	15.6	6.6	0.0	0.0	3.3	0.0	0.0	3.3	9.0	0.0	0.0	9.0	0.0	16.7	2.7	2.3	0.2	5.6	1.3	2.1	0.1	0.0	0.0	0.1	0.2	0.2	0.0	0.0	0.3	1.6	56.3
	의왕시	발생량		128.3	69.0	58.1	0.0	8.5	4.8	0.5	12.4	31.9	10.9	0.2	0.0	9.5	1.2	17.8	9.6	2.1	0.5	1.4	2.7	0.0	0.0	0.1	0.0	0.0	0.5	0.8	0.1	0.0	0.0	0.0	41.5
		처리방법	매 립	27.8	27.8	24.9	0.0	6.5	0.8	0.3	0.6	16.7	2.9	0.2	0.0	1.9	0.8	0.0	0.0	0.0	0.0	0.0	0.0	0.0	0.0	0.0	0.0	0.0	0.0	0.0	0.0	0.0	0.0	0.0	0.0
			소 각	21.0	21.0	21.0	0.0	2.0	4.0	0.2	3.9	10.9	0.0	0.0	0.0	0.0	0.0	0.0	0.0	0.0	0.0	0.0	0.0	0.0	0.0	0.0	0.0	0.0	0.0	0.0	0.0	0.0	0.0	0.0	0.0
			재활용	79.5	20.2	12.2	0.0	0.0	0.0	0.0	7.9	4.3	8.0	0.0	0.0	7.6	0.4	17.8	9.6	2.1	0.5	1.4	2.7	0.0	0.0	0.1	0.0	0.0	0.5	0.8	0.1	0.0	0.0	0.0	41.5
	하남시	발생량		147.2	43.1	42.9	0.0	17.8	13.4	1.4	7.0	3.3	0.2	0.1	0.0	0.0	0.1	72.4	13.1	9.8	3.0	0.3	2.0	5.5	0.2	0.0	0.0	0.5	7.4	1.3	0.2	0.0	0.0	29.1	31.7
		처리방법	매 립	0.0	0.0	0.0	0.0	0.0	0.0	0.0	0.0	0.0	0.0	0.0	0.0	0.0	0.0	0.0	0.0	0.0	0.0	0.0	0.0	0.0	0.0	0.0	0.0	0.0	0.0	0.0	0.0	0.0	0.0	0.0	0.0
			소 각	43.1	43.1	42.9	0.0	17.8	13.4	1.4	7.0	3.3	0.2	0.1	0.0	0.0	0.1	0.0	0.0	0.0	0.0	0.0	0.0	0.0	0.0	0.0	0.0	0.0	0.0	0.0	0.0	0.0	0.0	0.0	0.0
			재활용	104.1	0.0	0.0	0.0	0.0	0.0	0.0	0.0	0.0	0.0	0.0	0.0	0.0	0.0	72.4	13.1	9.8	3.0	0.3	2.0	5.5	0.2	0.0	0.0	0.5	7.4	1.3	0.2	0.0	0.0	29.1	31.7
	용인시	발생량		787.8	409.7	375.2	0.0	81.7	40.4	22.7	74.8	155.6	34.5	1.7	3.2	7.7	21.9	196.9	50.1	27.8	12.9	30.7	17.5	5.8	1.5	0.0	0.0	0.2	17.8	7.3	1.5	20.4	3.4	0.0	181.2
		처리방법	매 립	31.9	31.9	0.0	0.0	0.0	0.0	0.0	0.0	0.0	31.9	0.7	2.2	7.7	21.3	0.0	0.0	0.0	0.0	0.0	0.0	0.0	0.0	0.0	0.0	0.0	0.0	0.0	0.0	0.0	0.0	0.0	0.0
			소 각	393.9	377.8	375.2	0.0	81.7	40.4	22.7	74.8	155.6	2.6	1.0	1.0	0.0	0.6	0.0	0.0	0.0	0.0	0.0	0.0	0.0	0.0	0.0	0.0	0.0	0.0	0.0	0.0	0.0	0.0	0.0	16.1
			재활용	362.0	0.0	0.0	0.0	0.0	0.0	0.0	0.0	0.0	0.0	0.0	0.0	0.0	0.0	196.9	50.1	27.8	12.9	30.7	17.5	5.8	1.5	0.0	0.0	0.2	17.8	7.3	1.5	20.4	3.4	0.0	165.1
	파주시	발생량		378.5	124.6	123.0	0.0	39.5	13.1	27.9	28.6	13.9	1.6	0.0	0.0	0.7	0.9	165.9	49.1	20.1	7.8	24.6	39.4	0.0	0.1	0.3	0.0	7.0	13.1	0.0	3.8	0.0	0.0	0.6	88.0
		처리방법	매 립	0.0	0.0	0.0	0.0	0.0	0.0	0.0	0.0	0.0	0.0	0.0	0.0	0.0	0.0	0.0	0.0	0.0	0.0	0.0	0.0	0.0	0.0	0.0	0.0	0.0	0.0	0.0	0.0	0.0	0.0	0.0	0.0
			소 각	114.9	114.9	114.8	0.0	39.5	10.2	27.9	28.6	8.6	0.1	0.0	0.0	0.1	0.0	0.0	0.0	0.0	0.0	0.0	0.0	0.0	0.0	0.0	0.0	0.0	0.0	0.0	0.0	0.0	0.0	0.0	0.0
			재활용	263.6	9.7	8.2	0.0	0.0	2.9	0.0	0.0	5.3	1.5	0.0	0.0	0.6	0.9	165.9	49.1	20.1	7.8	24.6	39.4	0.0	0.1	0.3	0.0	7.0	13.1	0.0	3.8	0.0	0.0	0.6	88.0
	이천시	발생량		221.8	125.1	101.5	0.0	51.4	6.6	11.3	32.2	0.0	23.6	2.7	0.0	8.2	12.7	44.3	4.7	6.6	3.5	2.4	2.5	0.8	0.0	0.0	0.0	0.2	7.9	0.5	12.8	2.4	0.0	0.0	52.4
		처리방법	매 립	0.0	0.0	0.0	0.0	0.0	0.0	0.0	0.0	0.0	0.0	0.0	0.0	0.0	0.0	0.0	0.0	0.0	0.0	0.0	0.0	0.0	0.0	0.0	0.0	0.0	0.0	0.0	0.0	0.0	0.0	0.0	0.0
			소 각	125.1	125.1	101.5	0.0	51.4	6.6	11.3	32.2	0.0	23.6	2.7	0.0	8.2	12.7	0.0	0.0	0.0	0.0	0.0	0.0	0.0	0.0	0.0	0.0	0.0	0.0	0.0	0.0	0.0	0.0	0.0	0.0
			재활용	96.7	0.0	0.0	0.0	0.0	0.0	0.0	0.0	0.0	0.0	0.0	0.0	0.0	0.0	44.3	4.7	6.6	3.5	2.4	2.5	0.8	0.0	0.0	0.0	0.2	7.9	0.5	12.8	2.4	0.0	0.0	52.4

(단위:톤/일)

구 분		발생량 및 처리현황		총계	종량제에 의한 혼합배출													재활용가능자원 분리배출																	남은 음식물류 배출(분리배출 지역일 경우)
					소계	가 연 성							불 연 성					소계	종이류	유리병류	캔류	합성수지류	플라스틱류	전자제품	전지류	타이어	윤활유	형광등	고철류	의류	영농폐기물	가구류	폐식용유	기타	
시도	시군구					소계	음식물채소류	종이류	나무류	고무피혁류	플라스틱류	기타	소계	유리류	금속류	토사류	기타																		
경기	안성시	발생량		249.1	184.2	124.0	0.0	7.5	64.3	4.5	2.5	45.2	60.2	1.8	0.8	12.9	44.7	35.3	4.8	12.3	1.5	1.7	2.7	1.1	0.0	0.0	0.0	0.1	2.2	0.2	0.0	0.1	0.0	8.6	29.6
		처리방법	매 립	73.4	73.4	13.2	0.0	1.8	1.8	0.9	0.8	7.9	60.2	1.8	0.8	12.9	44.7	0.0	0.0	0.0	0.0	0.0	0.0	0.0	0.0	0.0	0.0	0.0	0.0	0.0	0.0	0.0	0.0	0.0	0.0
			소 각	52.8	52.8	52.8	0.0	5.7	9.6	3.6	1.7	32.2	0.0	0.0	0.0	0.0	0.0	0.0	0.0	0.0	0.0	0.0	0.0	0.0	0.0	0.0	0.0	0.0	0.0	0.0	0.0	0.0	0.0	0.0	0.0
			재활용	122.9	58.0	58.0	0.0	0.0	52.9	0.0	0.0	5.1	0.0	0.0	0.0	0.0	0.0	35.3	4.8	12.3	1.5	1.7	2.7	1.1	0.0	0.0	0.0	0.1	2.2	0.2	0.0	0.1	0.0	8.6	29.6
	김포시	발생량		263.2	155.6	123.0	0.0	40.3	6.3	1.2	58.0	17.2	32.6	1.9	1.4	20.6	8.7	51.7	20.4	10.8	2.9	1.5	11.4	0.0	0.2	0.1	0.0	0.1	1.1	0.6	2.4	0.0	0.2	0.0	55.9
		처리방법	매 립	55.0	55.0	48.2	0.0	23.1	1.0	0.7	14.4	9.0	6.8	1.9	1.4	0.3	3.2	0.0	0.0	0.0	0.0	0.0	0.0	0.0	0.0	0.0	0.0	0.0	0.0	0.0	0.0	0.0	0.0	0.0	0.0
			소 각	44.8	44.8	44.8	0.0	17.2	0.8	0.5	18.5	7.8	0.0	0.0	0.0	0.0	0.0	0.0	0.0	0.0	0.0	0.0	0.0	0.0	0.0	0.0	0.0	0.0	0.0	0.0	0.0	0.0	0.0	0.0	0.0
			재활용	163.4	55.8	30.0	0.0	0.0	4.5	0.0	25.1	0.4	25.8	0.0	0.0	20.3	5.5	51.7	20.4	10.8	2.9	1.5	11.4	0.0	0.2	0.1	0.0	0.1	1.1	0.6	2.4	0.0	0.2	0.0	55.9
	화성시	발생량		244.5	87.2	79.4	0.0	18.0	10.0	8.0	16.2	27.2	7.8	0.0	0.0	0.0	7.8	54.2	0.2	4.6	0.2	40.6	0.0	6.7	0.0	0.0	0.0	0.0	1.4	0.0	0.0	0.5	0.0	0.0	103.1
		처리방법	매 립	1.7	1.7	0.0	0.0	0.0	0.0	0.0	0.0	0.0	1.7	0.0	0.0	0.0	1.7	0.0	0.0	0.0	0.0	0.0	0.0	0.0	0.0	0.0	0.0	0.0	0.0	0.0	0.0	0.0	0.0	0.0	0.0
			소 각	85.5	85.5	79.4	0.0	18.0	10.0	8.0	16.2	27.2	6.1	0.0	0.0	0.0	6.1	0.0	0.0	0.0	0.0	0.0	0.0	0.0	0.0	0.0	0.0	0.0	0.0	0.0	0.0	0.0	0.0	0.0	0.0
			재활용	157.3	0.0	0.0	0.0	0.0	0.0	0.0	0.0	0.0	0.0	0.0	0.0	0.0	0.0	54.2	0.2	4.6	0.2	40.6	0.0	6.7	0.0	0.0	0.0	0.0	1.4	0.0	0.0	0.5	0.0	0.0	103.1
	광주시	발생량		257.6	101.1	90.3	0.0	29.2	26.5	7.3	9.1	18.2	10.8	0.0	0.0	1.6	9.2	96.3	14.1	15.3	9.4	19.6	7.0	3.8	0.0	0.0	0.0	0.0	17.8	6.6	0.3	0.0	0.0	2.4	60.2
		처리방법	매 립	8.1	8.1	0.0	0.0	0.0	0.0	0.0	0.0	0.0	8.1	0.0	0.0	0.1	8.0	0.0	0.0	0.0	0.0	0.0	0.0	0.0	0.0	0.0	0.0	0.0	0.0	0.0	0.0	0.0	0.0	0.0	0.0
			소 각	75.0	75.0	75.0	0.0	29.2	14.5	7.3	7.3	16.7	0.0	0.0	0.0	0.0	0.0	0.0	0.0	0.0	0.0	0.0	0.0	0.0	0.0	0.0	0.0	0.0	0.0	0.0	0.0	0.0	0.0	0.0	0.0
			재활용	174.5	18.0	15.3	0.0	0.0	12.0	0.0	1.8	1.5	2.7	0.0	0.0	1.5	1.2	96.3	14.1	15.3	9.4	19.6	7.0	3.8	0.0	0.0	0.0	0.0	17.8	6.6	0.3	0.0	0.0	2.4	60.2
	양주시	발생량		206.0	75.8	57.7	0.0	13.3	9.1	8.3	22.2	4.8	18.1	1.4	0.7	9.4	6.6	96.3	6.0	19.4	2.2	16.2	3.9	2.0	0.0	0.0	0.0	0.0	3.3	1.9	0.8	0.0	0.0	40.6	33.9
		처리방법	매 립	0.0	0.0	0.0	0.0	0.0	0.0	0.0	0.0	0.0	0.0	0.0	0.0	0.0	0.0	0.0	0.0	0.0	0.0	0.0	0.0	0.0	0.0	0.0	0.0	0.0	0.0	0.0	0.0	0.0	0.0	0.0	0.0
			소 각	53.1	53.1	48.2	0.0	13.3	6.5	8.3	15.3	4.8	4.9	1.4	0.7	1.4	1.4	0.0	0.0	0.0	0.0	0.0	0.0	0.0	0.0	0.0	0.0	0.0	0.0	0.0	0.0	0.0	0.0	0.0	0.0
			재활용	152.9	22.7	9.5	0.0	0.0	2.6	0.0	6.9	0.0	13.2	0.0	0.0	8.0	5.2	96.3	6.0	19.4	2.2	16.2	3.9	2.0	0.0	0.0	0.0	0.0	3.3	1.9	0.8	0.0	0.0	40.6	33.9
	포천시	발생량		173.0	72.2	59.8	0.0	0.0	4.8	0.0	1.9	53.1	12.4	0.3	0.0	0.5	11.6	74.6	33.8	12.7	2.7	3.9	6.8	0.2	0.1	0.0	0.0	0.0	7.8	1.0	1.6	0.0	0.0	4.0	26.2
		처리방법	매 립	11.8	11.8	0.0	0.0	0.0	0.0	0.0	0.0	0.0	11.8	0.3	0.0	0.5	11.0	0.0	0.0	0.0	0.0	0.0	0.0	0.0	0.0	0.0	0.0	0.0	0.0	0.0	0.0	0.0	0.0	0.0	0.0
			소 각	53.4	52.8	52.8	0.0	0.0	1.2	0.0	0.5	51.1	0.0	0.0	0.0	0.0	0.0	0.0	0.0	0.0	0.0	0.0	0.0	0.0	0.0	0.0	0.0	0.0	0.0	0.0	0.0	0.0	0.0	0.0	0.6
			재활용	107.8	7.6	7.0	0.0	0.0	3.6	0.0	1.4	2.0	0.6	0.0	0.0	0.0	0.6	74.6	33.8	12.7	2.7	3.9	6.8	0.2	0.1	0.0	0.0	0.0	7.8	1.0	1.6	0.0	0.0	4.0	25.6
	여주시	발생량		92.9	44.9	32.4	0.0	4.5	16.5	3.0	7.5	0.9	12.5	0.0	3.1	4.4	5.0	25.0	0.0	1.6	0.0	3.7	0.8	0.0	5.5	0.0	0.0	0.5	0.0	0.0	12.8	0.0	0.1	0.0	23.0
		처리방법	매 립	12.5	12.5	0.0	0.0	0.0	0.0	0.0	0.0	0.0	12.5	0.0	3.1	4.4	5.0	0.0	0.0	0.0	0.0	0.0	0.0	0.0	0.0	0.0	0.0	0.0	0.0	0.0	0.0	0.0	0.0	0.0	0.0
			소 각	17.4	17.4	17.4	0.0	4.5	1.5	3.0	7.5	0.9	0.0	0.0	0.0	0.0	0.0	0.0	0.0	0.0	0.0	0.0	0.0	0.0	0.0	0.0	0.0	0.0	0.0	0.0	0.0	0.0	0.0	0.0	0.0
			재활용	63.0	15.0	15.0	0.0	0.0	15.0	0.0	0.0	0.0	0.0	0.0	0.0	0.0	0.0	25.0	0.0	1.6	0.0	3.7	0.8	0.0	5.5	0.0	0.0	0.5	0.0	0.0	12.8	0.0	0.1	0.0	23.0
	연천군	발생량		61.2	32.1	25.6	0.0	9.0	4.4	2.1	6.2	3.9	6.5	0.1	0.0	0.0	6.4	24.6	11.7	2.2	0.8	0.3	1.0	0.2	0.1	0.0	0.0	0.1	5.9	0.1	1.0	0.0	0.0	1.2	4.5
		처리방법	매 립	6.3	6.3	0.8	0.0	0.0	0.8	0.0	0.0	0.0	5.5	0.1	0.0	0.0	5.4	0.0	0.0	0.0	0.0	0.0	0.0	0.0	0.0	0.0	0.0	0.0	0.0	0.0	0.0	0.0	0.0	0.0	0.0
			소 각	25.8	25.8	24.8	0.0	9.0	3.6	2.1	6.2	3.9	1.0	0.0	0.0	0.0	1.0	0.0	0.0	0.0	0.0	0.0	0.0	0.0	0.0	0.0	0.0	0.0	0.0	0.0	0.0	0.0	0.0	0.0	0.0
			재활용	29.1	0.0	0.0	0.0	0.0	0.0	0.0	0.0	0.0	0.0	0.0	0.0	0.0	0.0	24.6	11.7	2.2	0.8	0.3	1.0	0.2	0.1	0.0	0.0	0.1	5.9	0.1	1.0	0.0	0.0	1.2	4.5
	가평군	발생량		74.6	40.6	22.2	0.0	9.6	0.0	0.4	5.1	7.1	18.4	0.6	3.9	0.6	13.3	19.7	3.2	3.9	2.4	0.4	1.4	0.1	0.0	0.0	0.0	0.0	3.1	0.0	0.4	0.1	0.0	4.7	14.3
		처리방법	매 립	28.0	20.2	1.8	0.0	1.0	0.0	0.0	0.2	0.6	18.4	0.6	3.9	0.6	13.3	0.0	0.0	0.0	0.0	0.0	0.0	0.0	0.0	0.0	0.0	0.0	0.0	0.0	0.0	0.0	0.0	0.0	7.8
			소 각	0.0	0.0	0.0	0.0	0.0	0.0	0.0	0.0	0.0	0.0	0.0	0.0	0.0	0.0	0.0	0.0	0.0	0.0	0.0	0.0	0.0	0.0	0.0	0.0	0.0	0.0	0.0	0.0	0.0	0.0	0.0	0.0
			재활용	46.6	20.4	20.4	0.0	8.6	0.0	0.4	4.9	6.5	0.0	0.0	0.0	0.0	0.0	19.7	3.2	3.9	2.4	0.4	1.4	0.1	0.0	0.0	0.0	0.0	3.1	0.0	0.4	0.1	0.0	4.7	6.5
	양평군	발생량		61.4	30.8	25.8	0.0	3.4	3.0	2.9	2.9	13.6	5.0	0.1	0.2	1.7	3.0	17.5	2.9	4.6	1.8	1.4	2.0	0.8	0.0	0.0	0.0	0.1	3.1	0.3	0.4	0.1	0.0	0.0	13.1
		처리방법	매 립	5.0	5.0	0.0	0.0	0.0	0.0	0.0	0.0	0.0	5.0	0.1	0.2	1.7	3.0	0.0	0.0	0.0	0.0	0.0	0.0	0.0	0.0	0.0	0.0	0.0	0.0	0.0	0.0	0.0	0.0	0.0	0.0
			소 각	25.8	25.8	25.8	0.0	3.4	3.0	2.9	2.9	13.6	0.0	0.0	0.0	0.0	0.0	0.0	0.0	0.0	0.0	0.0	0.0	0.0	0.0	0.0	0.0	0.0	0.0	0.0	0.0	0.0	0.0	0.0	0.0
			재활용	30.6	0.0	0.0	0.0	0.0	0.0	0.0	0.0	0.0	0.0	0.0	0.0	0.0	0.0	17.5	2.9	4.6	1.8	1.4	2.0	0.8	0.0	0.0	0.0	0.1	3.1	0.3	0.4	0.1	0.0	0.0	13.1
강원	소계	발생량		2,100.6	1,113.0	834.9	3.3	230.7	77.4	54.2	124.8	344.5	278.1	31.3	42.7	74.6	129.5	694.0	215.5	67.4	67.9	27.3	41.5	5.2	1.7	4.5	5.1	0.5	163.0	7.8	37.2	19.9	0.6	28.9	293.6
		처리방법	매 립	605.8	597.8	333.1	1.5	90.9	25.7	19.4	49.7	145.9	264.7	29.8	41.1	65.2	128.6	0.0	0.0	0.0	0.0	0.0	0.0	0.0	0.0	0.0	0.0	0.0	0.0	0.0	0.0	0.0	0.0	0.0	8.0
			소 각	437.7	429.2	428.7	1.7	136.3	41.5	34.3	74.1	140.8	0.5	0.1	0.1	0.0	0.3	0.0	0.0	0.0	0.0	0.0	0.0	0.0	0.0	0.0	0.0	0.0	0.0	0.0	0.0	0.0	0.0	0.0	8.5
			재활용	1,057.1	86.0	73.1	0.1	3.5	10.2	0.5	1.0	57.8	12.9	1.4	1.5	9.4	0.6	694.0	215.5	67.4	67.9	27.3	41.5	5.2	1.7	4.5	5.1	0.5	163.0	7.8	37.2	19.9	0.6	28.9	277.1
	춘천시	발생량		434.9	190.6	155.4	0.0	57.4	1.8	1.3	26.9	68.0	35.2	4.3	19.8	4.0	7.1	199.3	92.4	21.1	45.7	1.6	8.4	0.3	0.1	0.3	0.0	0.1	15.5	0.4	4.7	0.3	0.1	8.3	45.0
		처리방법	매 립	35.2	35.2	0.0	0.0	0.0	0.0	0.0	0.0	0.0	35.2	4.3	19.8	4.0	7.1	0.0	0.0	0.0	0.0	0.0	0.0	0.0	0.0	0.0	0.0	0.0	0.0	0.0	0.0	0.0	0.0	0.0	0.0
			소 각	155.4	155.4	155.4	0.0	57.4	1.8	1.3	26.9	68.0	0.0	0.0	0.0	0.0	0.0	0.0	0.0	0.0	0.0	0.0	0.0	0.0	0.0	0.0	0.0	0.0	0.0	0.0	0.0	0.0	0.0	0.0	0.0
			재활용	244.3	0.0	0.0	0.0	0.0	0.0	0.0	0.0	0.0	0.0	0.0	0.0	0.0	0.0	199.3	92.4	21.1	45.7	1.6	8.4	0.3	0.1	0.3	0.0	0.1	15.5	0.4	4.7	0.3	0.1	8.3	45.0

(단위:톤/일)

구 분		발생량 및 처리현황		총계	종량제에 의한 혼합배출													재활용가능자원 분리배출																	남은 음식물류 배출(분리배출 지역일 경우)
					소계	가 연 성							불 연 성					소계	종이류	유리병류	캔류	합성수지류	플라스틱류	전자제품	전지류	타이어	윤활유	형광등	고철류	의류	영농폐기물	가구류	폐식용유	기타	
시도	시군구					소계	음식물채소류	종이류	나무류	고무피혁류	플라스틱류	기타	소계	유리류	금속류	토사류	기타																		
강원	원주시	발생량		310.7	159.5	126.7	0.0	22.5	8.5	4.6	9.8	81.3	32.8	2.3	1.5	0.7	28.3	79.8	16.9	10.4	3.0	6.2	7.7	0.0	0.0	1.0	0.0	0.0	13.0	2.1	3.4	15.3	0.5	0.3	71.4
		처리방법	매 립	112.1	112.1	79.3	0.0	22.5	8.5	4.6	9.8	33.9	32.8	2.3	1.5	0.7	28.3	0.0	0.0	0.0	0.0	0.0	0.0	0.0	0.0	0.0	0.0	0.0	0.0	0.0	0.0	0.0	0.0	0.0	0.0
			소 각	0.0	0.0	0.0	0.0	0.0	0.0	0.0	0.0	0.0	0.0	0.0	0.0	0.0	0.0	0.0	0.0	0.0	0.0	0.0	0.0	0.0	0.0	0.0	0.0	0.0	0.0	0.0	0.0	0.0	0.0	0.0	0.0
			재활용	198.6	47.4	47.4	0.0	0.0	0.0	0.0	0.0	47.4	0.0	0.0	0.0	0.0	0.0	79.8	16.9	10.4	3.0	6.2	7.7	0.0	0.0	1.0	0.0	0.0	13.0	2.1	3.4	15.3	0.5	0.3	71.4
	강릉시	발생량		371.1	129.9	110.1	0.0	34.5	2.4	1.9	27.2	44.1	19.8	5.0	7.1	1.7	6.0	188.1	60.3	5.6	1.2	1.5	7.1	0.0	0.0	2.8	4.9	0.0	102.0	2.7	0.0	0.0	0.0	0.0	53.1
		처리방법	매 립	129.9	129.9	110.1	0.0	34.5	2.4	1.9	27.2	44.1	19.8	5.0	7.1	1.7	6.0	0.0	0.0	0.0	0.0	0.0	0.0	0.0	0.0	0.0	0.0	0.0	0.0	0.0	0.0	0.0	0.0	0.0	0.0
			소 각	0.0	0.0	0.0	0.0	0.0	0.0	0.0	0.0	0.0	0.0	0.0	0.0	0.0	0.0	0.0	0.0	0.0	0.0	0.0	0.0	0.0	0.0	0.0	0.0	0.0	0.0	0.0	0.0	0.0	0.0	0.0	0.0
			재활용	241.2	0.0	0.0	0.0	0.0	0.0	0.0	0.0	0.0	0.0	0.0	0.0	0.0	0.0	188.1	60.3	5.6	1.2	1.5	7.1	0.0	0.0	2.8	4.9	0.0	102.0	2.7	0.0	0.0	0.0	0.0	53.1
	동해시	발생량		107.2	70.6	66.4	0.0	29.9	1.2	1.2	4.5	29.6	4.2	0.7	1.2	0.9	1.4	12.1	7.5	2.0	1.2	0.0	0.7	0.0	0.0	0.0	0.0	0.0	0.0	0.0	0.5	0.0	0.0	0.2	24.5
		처리방법	매 립	62.0	62.0	57.8	0.0	26.0	1.1	1.1	3.9	25.7	4.2	0.7	1.2	0.9	1.4	0.0	0.0	0.0	0.0	0.0	0.0	0.0	0.0	0.0	0.0	0.0	0.0	0.0	0.0	0.0	0.0	0.0	0.0
			소 각	8.6	8.6	8.6	0.0	3.9	0.1	0.1	0.6	3.9	0.0	0.0	0.0	0.0	0.0	0.0	0.0	0.0	0.0	0.0	0.0	0.0	0.0	0.0	0.0	0.0	0.0	0.0	0.0	0.0	0.0	0.0	0.0
			재활용	36.6	0.0	0.0	0.0	0.0	0.0	0.0	0.0	0.0	0.0	0.0	0.0	0.0	0.0	12.1	7.5	2.0	1.2	0.0	0.7	0.0	0.0	0.0	0.0	0.0	0.0	0.0	0.5	0.0	0.0	0.2	24.5
	태백시	발생량		76.3	52.0	30.1	0.0	14.8	4.7	2.5	4.5	3.6	21.9	0.5	0.5	14.1	6.8	15.5	3.0	1.5	2.5	0.2	2.0	0.0	0.0	0.0	0.0	0.0	6.0	0.2	0.1	0.0	0.0	0.0	8.8
		처리방법	매 립	12.5	12.5	0.0	0.0	0.0	0.0	0.0	0.0	0.0	12.5	0.5	0.5	4.7	6.8	0.0	0.0	0.0	0.0	0.0	0.0	0.0	0.0	0.0	0.0	0.0	0.0	0.0	0.0	0.0	0.0	0.0	0.0
			소 각	28.9	28.9	28.9	0.0	14.4	4.0	2.5	4.5	3.5	0.0	0.0	0.0	0.0	0.0	0.0	0.0	0.0	0.0	0.0	0.0	0.0	0.0	0.0	0.0	0.0	0.0	0.0	0.0	0.0	0.0	0.0	0.0
			재활용	34.9	10.6	1.2	0.0	0.4	0.7	0.0	0.0	0.1	9.4	0.0	0.0	9.4	0.0	15.5	3.0	1.5	2.5	0.2	2.0	0.0	0.0	0.0	0.0	0.0	6.0	0.2	0.1	0.0	0.0	0.0	8.8
	속초시	발생량		165.3	89.2	61.8	0.0	19.3	16.4	7.5	14.8	3.8	27.4	5.4	3.3	16.2	2.5	51.2	11.2	8.3	5.1	5.6	5.7	0.1	0.0	0.0	0.0	0.0	9.9	0.5	0.1	1.0	0.0	3.7	24.9
		처리방법	매 립	25.4	25.4	0.0	0.0	0.0	0.0	0.0	0.0	0.0	25.4	4.1	2.6	16.2	2.5	0.0	0.0	0.0	0.0	0.0	0.0	0.0	0.0	0.0	0.0	0.0	0.0	0.0	0.0	0.0	0.0	0.0	0.0
			소 각	58.1	58.1	58.1	0.0	17.4	16.4	7.5	14.3	2.5	0.0	0.0	0.0	0.0	0.0	0.0	0.0	0.0	0.0	0.0	0.0	0.0	0.0	0.0	0.0	0.0	0.0	0.0	0.0	0.0	0.0	0.0	0.0
			재활용	81.8	5.7	3.7	0.0	1.9	0.0	0.0	0.5	1.3	2.0	1.3	0.7	0.0	0.0	51.2	11.2	8.3	5.1	5.6	5.7	0.1	0.0	0.0	0.0	0.0	9.9	0.5	0.1	1.0	0.0	3.7	24.9
	삼척시	발생량		106.2	72.9	41.7	0.0	4.9	8.1	4.2	5.2	19.3	31.2	0.1	0.2	7.9	23.0	22.3	5.4	2.1	2.2	1.7	1.3	0.0	0.0	0.0	0.0	0.0	2.7	0.0	0.6	0.0	0.0	6.3	11.0
		처리방법	매 립	71.1	71.1	40.2	0.0	4.6	8.1	4.0	5.2	18.3	30.9	0.1	0.2	7.9	22.7	0.0	0.0	0.0	0.0	0.0	0.0	0.0	0.0	0.0	0.0	0.0	0.0	0.0	0.0	0.0	0.0	0.0	0.0
			소 각	0.0	0.0	0.0	0.0	0.0	0.0	0.0	0.0	0.0	0.0	0.0	0.0	0.0	0.0	0.0	0.0	0.0	0.0	0.0	0.0	0.0	0.0	0.0	0.0	0.0	0.0	0.0	0.0	0.0	0.0	0.0	0.0
			재활용	35.1	1.8	1.5	0.0	0.3	0.0	0.2	0.0	1.0	0.3	0.0	0.0	0.0	0.3	22.3	5.4	2.1	2.2	1.7	1.3	0.0	0.0	0.0	0.0	0.0	2.7	0.0	0.6	0.0	0.0	6.3	11.0
	홍천군	발생량		42.9	29.1	26.1	0.6	7.3	1.1	7.9	7.9	1.3	3.0	0.2	0.1	0.1	2.6	5.7	2.1	1.4	0.1	0.0	0.8	0.0	0.0	0.0	0.0	0.0	0.2	0.0	0.5	0.6	0.0	0.0	8.1
		처리방법	매 립	3.3	3.3	0.3	0.0	0.0	0.0	0.1	0.1	0.1	3.0	0.2	0.1	0.1	2.6	0.0	0.0	0.0	0.0	0.0	0.0	0.0	0.0	0.0	0.0	0.0	0.0	0.0	0.0	0.0	0.0	0.0	0.0
			소 각	33.4	25.8	25.8	0.6	7.3	1.1	7.8	7.8	1.2	0.0	0.0	0.0	0.0	0.0	0.0	0.0	0.0	0.0	0.0	0.0	0.0	0.0	0.0	0.0	0.0	0.0	0.0	0.0	0.0	0.0	0.0	7.6
			재활용	6.2	0.0	0.0	0.0	0.0	0.0	0.0	0.0	0.0	0.0	0.0	0.0	0.0	0.0	5.7	2.1	1.4	0.1	0.0	0.8	0.0	0.0	0.0	0.0	0.0	0.2	0.0	0.5	0.6	0.0	0.0	0.5
	횡성군	발생량		37.5	27.1	13.2	0.0	3.5	0.5	2.2	2.1	4.9	13.9	0.9	0.2	0.1	12.7	2.5	0.5	0.9	0.2	0.1	0.6	0.2	0.0	0.0	0.0	0.0	0.0	0.0	0.0	0.0	0.0	0.0	7.9
		처리방법	매 립	14.2	14.2	0.4	0.0	0.0	0.0	0.0	0.1	0.3	13.8	0.9	0.2	0.1	12.6	0.0	0.0	0.0	0.0	0.0	0.0	0.0	0.0	0.0	0.0	0.0	0.0	0.0	0.0	0.0	0.0	0.0	0.0
			소 각	12.9	12.9	12.8	0.0	3.5	0.5	2.2	2.0	4.6	0.1	0.0	0.0	0.0	0.1	0.0	0.0	0.0	0.0	0.0	0.0	0.0	0.0	0.0	0.0	0.0	0.0	0.0	0.0	0.0	0.0	0.0	0.0
			재활용	10.4	0.0	0.0	0.0	0.0	0.0	0.0	0.0	0.0	0.0	0.0	0.0	0.0	0.0	2.5	0.5	0.9	0.2	0.1	0.6	0.2	0.0	0.0	0.0	0.0	0.0	0.0	0.0	0.0	0.0	0.0	7.9
	영월군	발생량		43.9	25.5	21.9	0.2	2.8	10.7	1.5	2.2	4.5	3.6	0.3	0.1	0.3	2.9	11.8	1.1	3.0	0.5	0.1	1.1	0.0	0.0	0.0	0.0	0.0	0.6	0.0	4.1	0.0	0.0	1.3	6.6
		처리방법	매 립	4.4	4.4	0.8	0.2	0.1	0.2	0.1	0.1	0.1	3.6	0.3	0.1	0.3	2.9	0.0	0.0	0.0	0.0	0.0	0.0	0.0	0.0	0.0	0.0	0.0	0.0	0.0	0.0	0.0	0.0	0.0	0.0
			소 각	12.7	12.7	12.7	0.0	2.7	2.9	1.4	2.1	3.6	0.0	0.0	0.0	0.0	0.0	0.0	0.0	0.0	0.0	0.0	0.0	0.0	0.0	0.0	0.0	0.0	0.0	0.0	0.0	0.0	0.0	0.0	0.0
			재활용	26.8	8.4	8.4	0.0	0.0	7.6	0.0	0.0	0.8	0.0	0.0	0.0	0.0	0.0	11.8	1.1	3.0	0.5	0.1	1.1	0.0	0.0	0.0	0.0	0.0	0.6	0.0	4.1	0.0	0.0	1.3	6.6
	평창군	발생량		49.0	23.7	19.2	0.1	4.0	1.1	0.0	0.5	13.5	4.5	0.2	0.0	1.2	3.1	17.0	1.8	0.5	0.1	0.0	0.9	0.0	0.1	0.0	0.0	0.1	0.1	0.0	13.3	0.1	0.0	0.0	8.3
		처리방법	매 립	4.5	4.5	0.0	0.0	0.0	0.0	0.0	0.0	0.0	4.5	0.2	0.0	1.2	3.1	0.0	0.0	0.0	0.0	0.0	0.0	0.0	0.0	0.0	0.0	0.0	0.0	0.0	0.0	0.0	0.0	0.0	0.0
			소 각	17.5	17.5	17.5	0.1	3.8	0.0	0.0	0.4	13.2	0.0	0.0	0.0	0.0	0.0	0.0	0.0	0.0	0.0	0.0	0.0	0.0	0.0	0.0	0.0	0.0	0.0	0.0	0.0	0.0	0.0	0.0	0.0
			재활용	27.0	1.7	1.7	0.0	0.2	1.1	0.0	0.1	0.3	0.0	0.0	0.0	0.0	0.0	17.0	1.8	0.5	0.1	0.0	0.9	0.0	0.1	0.0	0.0	0.1	0.1	0.0	13.3	0.1	0.0	0.0	8.3
	정선군	발생량		53.7	28.8	15.6	0.0	1.6	3.0	1.3	0.5	9.2	13.2	4.0	0.0	4.4	4.8	17.5	2.2	1.7	0.4	6.0	0.1	0.3	0.1	0.0	0.0	0.1	1.3	0.0	3.8	1.2	0.0	0.3	7.4
		처리방법	매 립	20.7	19.0	5.8	0.0	0.9	0.4	0.9	0.3	3.3	13.2	4.0	0.0	4.4	4.8	0.0	0.0	0.0	0.0	0.0	0.0	0.0	0.0	0.0	0.0	0.0	0.0	0.0	0.0	0.0	0.0	0.0	1.7
			소 각	4.6	4.6	4.6	0.0	0.7	1.8	0.4	0.1	1.6	0.0	0.0	0.0	0.0	0.0	0.0	0.0	0.0	0.0	0.0	0.0	0.0	0.0	0.0	0.0	0.0	0.0	0.0	0.0	0.0	0.0	0.0	0.0
			재활용	28.4	5.2	5.2	0.0	0.0	0.8	0.0	0.1	4.3	0.0	0.0	0.0	0.0	0.0	17.5	2.2	1.7	0.4	6.0	0.1	0.3	0.1	0.0	0.0	0.1	1.3	0.0	3.8	1.2	0.0	0.3	5.7
	철원군	발생량		55.2	34.6	18.3	0.0	5.8	1.9	3.8	4.8	2.0	16.3	2.9	4.7	2.9	5.8	15.8	1.1	2.3	1.6	0.1	1.2	2.3	0.2	0.0	0.0	0.0	7.0	0.0	0.0	0.0	0.0	0.0	4.8
		처리방법	매 립	20.3	16.3	0.0	0.0	0.0	0.0	0.0	0.0	0.0	16.3	2.9	4.7	2.9	5.8	0.0	0.0	0.0	0.0	0.0	0.0	0.0	0.0	0.0	0.0	0.0	0.0	0.0	0.0	0.0	0.0	0.0	4.0
			소 각	18.3	18.3	18.3	0.0	5.8	1.9	3.8	4.8	2.0	0.0	0.0	0.0	0.0	0.0	0.0	0.0	0.0	0.0	0.0	0.0	0.0	0.0	0.0	0.0	0.0	0.0	0.0	0.0	0.0	0.0	0.0	0.0
			재활용	16.6	0.0	0.0	0.0	0.0	0.0	0.0	0.0	0.0	0.0	0.0	0.0	0.0	0.0	15.8	1.1	2.3	1.6	0.1	1.2	2.3	0.2	0.0	0.0	0.0	7.0	0.0	0.0	0.0	0.0	0.0	0.8

(단위:톤/일)

구 분		발생량 및 처리현황		총계	종량제에 의한 혼합배출													재활용가능자원 분리배출																	남은 음식물류 배출(분리배출 지역일 경우)
					소계	가 연 성							불 연 성					소계	종이류	유리병류	캔류	합성수지류	플라스틱류	전자제품	전지류	타이어	윤활유	형광등	고철류	의류	영농폐기물	가구류	폐식용유	기타	
시도	시군구					소계	음식물채소류	종이류	나무류	고무피혁류	플라스틱류	기타	소계	유리류	금속류	토사류	기타																		
강원	화천군	발생량		44.2	30.6	25.6	1.0	4.2	3.1	4.4	3.3	9.6	5.0	0.7	0.6	1.0	2.7	11.9	2.1	2.1	2.0	0.0	1.4	0.0	0.0	0.0	0.0	0.1	1.5	0.0	1.4	0.2	0.0	1.1	1.7
		처리방법	매 립	23.1	21.9	16.9	1.0	2.0	1.1	3.4	2.2	7.2	5.0	0.7	0.6	1.0	2.7	0.0	0.0	0.0	0.0	0.0	0.0	0.0	0.0	0.0	0.0	0.0	0.0	0.0	0.0	0.0	0.0	0.0	1.2
			소 각	8.7	8.7	8.7	0.0	2.2	2.0	1.0	1.1	2.4	0.0	0.0	0.0	0.0	0.0	0.0	0.0	0.0	0.0	0.0	0.0	0.0	0.0	0.0	0.0	0.0	0.0	0.0	0.0	0.0	0.0	0.0	0.0
			재활용	12.4	0.0	0.0	0.0	0.0	0.0	0.0	0.0	0.0	0.0	0.0	0.0	0.0	0.0	11.9	2.1	2.1	2.0	0.0	1.4	0.0	0.0	0.0	0.0	0.1	1.5	0.0	1.4	0.2	0.0	1.1	0.5
	양구군	발생량		35.4	24.4	12.2	0.2	1.7	2.4	1.4	1.6	4.9	12.2	1.0	0.6	7.1	3.5	10.5	1.8	0.7	0.8	0.9	0.8	0.4	0.0	0.3	0.2	0.0	1.0	1.4	1.0	1.1	0.0	0.1	0.5
		처리방법	매 립	11.6	11.6	0.0	0.0	0.0	0.0	0.0	0.0	0.0	11.6	1.0	0.0	7.1	3.5	0.0	0.0	0.0	0.0	0.0	0.0	0.0	0.0	0.0	0.0	0.0	0.0	0.0	0.0	0.0	0.0	0.0	0.0
			소 각	10.1	10.1	10.1	0.2	1.2	2.4	1.1	1.3	3.9	0.0	0.0	0.0	0.0	0.0	0.0	0.0	0.0	0.0	0.0	0.0	0.0	0.0	0.0	0.0	0.0	0.0	0.0	0.0	0.0	0.0	0.0	0.0
			재활용	13.7	2.7	2.1	0.0	0.5	0.0	0.3	0.3	1.0	0.6	0.0	0.6	0.0	0.0	10.5	1.8	0.7	0.8	0.9	0.8	0.4	0.0	0.3	0.2	0.0	1.0	1.4	1.0	1.1	0.0	0.1	0.5
	인제군	발생량		60.8	45.9	38.9	0.4	2.8	5.0	3.5	1.2	26.0	7.0	1.5	2.0	0.0	3.5	12.8	2.9	1.9	0.6	0.6	0.9	0.3	1.2	0.0	0.0	0.1	0.8	0.5	3.0	0.0	0.0	0.0	2.1
		처리방법	매 립	28.6	27.5	21.5	0.3	0.3	3.9	3.3	0.8	12.9	6.0	1.3	1.7	0.0	3.0	0.0	0.0	0.0	0.0	0.0	0.0	0.0	0.0	0.0	0.0	0.0	0.0	0.0	0.0	0.0	0.0	0.0	1.1
			소 각	16.1	15.9	15.5	0.0	2.3	1.1	0.2	0.4	11.5	0.4	0.1	0.1	0.0	0.2	0.0	0.0	0.0	0.0	0.0	0.0	0.0	0.0	0.0	0.0	0.0	0.0	0.0	0.0	0.0	0.0	0.0	0.2
			재활용	16.1	2.5	1.9	0.1	0.2	0.0	0.0	0.0	1.6	0.6	0.1	0.2	0.0	0.3	12.8	2.9	1.9	0.6	0.6	0.9	0.3	1.2	0.0	0.0	0.1	0.8	0.5	3.0	0.0	0.0	0.0	0.8
	고성군	발생량		69.7	49.9	27.5	0.0	3.5	3.5	3.2	3.2	14.1	22.4	0.3	0.2	10.0	11.9	13.6	1.2	0.7	0.3	2.1	0.2	1.2	0.0	0.1	0.0	0.0	0.2	0.0	0.2	0.1	0.0	7.3	6.2
		처리방법	매 립	22.4	22.4	0.0	0.0	0.0	0.0	0.0	0.0	0.0	22.4	0.3	0.2	10.0	11.9	0.0	0.0	0.0	0.0	0.0	0.0	0.0	0.0	0.0	0.0	0.0	0.0	0.0	0.0	0.0	0.0	0.0	0.0
			소 각	28.2	27.5	27.5	0.0	3.5	3.5	3.2	3.2	14.1	0.0	0.0	0.0	0.0	0.0	0.0	0.0	0.0	0.0	0.0	0.0	0.0	0.0	0.0	0.0	0.0	0.0	0.0	0.0	0.0	0.0	0.0	0.7
			재활용	19.1	0.0	0.0	0.0	0.0	0.0	0.0	0.0	0.0	0.0	0.0	0.0	0.0	0.0	13.6	1.2	0.7	0.3	2.1	0.2	1.2	0.0	0.1	0.0	0.0	0.2	0.0	0.2	0.1	0.0	7.3	5.5
	양양군	발생량		36.6	28.7	24.2	0.8	10.2	2.0	1.8	4.6	4.8	4.5	1.0	0.6	2.0	0.9	6.6	2.0	1.2	0.4	0.6	0.6	0.1	0.0	0.0	0.0	0.0	1.2	0.0	0.5	0.0	0.0	0.0	1.3
		처리방법	매 립	4.5	4.5	0.0	0.0	0.0	0.0	0.0	0.0	0.0	4.5	1.0	0.6	2.0	0.9	0.0	0.0	0.0	0.0	0.0	0.0	0.0	0.0	0.0	0.0	0.0	0.0	0.0	0.0	0.0	0.0	0.0	0.0
			소 각	24.2	24.2	24.2	0.8	10.2	2.0	1.8	4.6	4.8	0.0	0.0	0.0	0.0	0.0	0.0	0.0	0.0	0.0	0.0	0.0	0.0	0.0	0.0	0.0	0.0	0.0	0.0	0.0	0.0	0.0	0.0	0.0
			재활용	7.9	0.0	0.0	0.0	0.0	0.0	0.0	0.0	0.0	0.0	0.0	0.0	0.0	0.0	6.6	2.0	1.2	0.4	0.6	0.6	0.1	0.0	0.0	0.0	0.0	1.2	0.0	0.5	0.0	0.0	0.0	1.3
충북	소계	발생량		1,764.1	733.6	492.0	12.2	179.5	69.8	29.4	78.5	122.6	241.6	8.4	9.9	113.0	110.3	748.1	274.9	41.7	16.2	59.5	54.1	2.5	23.5	0.0	0.0	4.8	123.2	7.1	67.7	13.4	0.2	59.3	282.4
		처리방법	매 립	262.9	254.2	48.5	1.2	3.5	6.6	3.3	3.2	30.7	205.7	6.6	7.3	101.8	90.0	0.0	0.0	0.0	0.0	0.0	0.0	0.0	0.0	0.0	0.0	0.0	0.0	0.0	0.0	0.0	0.0	0.0	8.7
			소 각	465.7	444.9	425.9	8.1	172.0	58.5	25.9	72.9	88.5	19.0	1.2	2.5	0.0	15.3	0.0	0.0	0.0	0.0	0.0	0.0	0.0	0.0	0.0	0.0	0.0	0.0	0.0	0.0	0.0	0.0	0.0	20.8
			재활용	1,035.5	34.5	17.6	2.9	4.0	4.7	0.2	2.4	3.4	16.9	0.6	0.1	11.2	5.0	748.1	274.9	41.7	16.2	59.5	54.1	2.5	23.5	0.0	0.0	4.8	123.2	7.1	67.7	13.4	0.2	59.3	252.9
	청주시	발생량		781.7	298.0	205.7	2.8	88.4	33.0	2.9	16.6	62.0	92.3	0.2	0.0	43.4	48.7	333.5	101.0	21.9	7.2	19.4	37.1	0.7	15.9	0.0	0.0	0.7	79.0	4.0	24.9	0.8	0.2	20.7	150.2
		처리방법	매 립	68.7	68.7	0.2	0.0	0.0	0.0	0.0	0.0	0.2	68.5	0.0	0.0	32.3	36.2	0.0	0.0	0.0	0.0	0.0	0.0	0.0	0.0	0.0	0.0	0.0	0.0	0.0	0.0	0.0	0.0	0.0	0.0
			소 각	208.5	208.5	196.7	0.0	88.4	28.9	2.8	15.9	60.7	11.8	0.0	0.0	0.0	11.8	0.0	0.0	0.0	0.0	0.0	0.0	0.0	0.0	0.0	0.0	0.0	0.0	0.0	0.0	0.0	0.0	0.0	0.0
			재활용	504.5	20.8	8.8	2.8	0.0	4.1	0.1	0.7	1.1	12.0	0.2	0.0	11.1	0.7	333.5	101.0	21.9	7.2	19.4	37.1	0.7	15.9	0.0	0.0	0.7	79.0	4.0	24.9	0.8	0.2	20.7	150.2
	충주시	발생량		247.3	119.1	76.4	1.4	23.2	13.1	6.9	26.4	5.4	42.7	2.9	5.1	15.2	19.5	88.9	62.7	3.1	3.7	1.0	2.5	0.3	0.0	0.0	0.0	0.1	1.2	0.3	7.0	7.0	0.0	0.0	39.3
		처리방법	매 립	51.3	51.3	12.3	0.0	1.2	4.6	1.7	1.4	3.4	39.0	1.7	2.6	15.2	19.5	0.0	0.0	0.0	0.0	0.0	0.0	0.0	0.0	0.0	0.0	0.0	0.0	0.0	0.0	0.0	0.0	0.0	0.0
			소 각	67.8	67.8	64.1	1.4	22.0	8.5	5.2	25.0	2.0	3.7	1.2	2.5	0.0	0.0	0.0	0.0	0.0	0.0	0.0	0.0	0.0	0.0	0.0	0.0	0.0	0.0	0.0	0.0	0.0	0.0	0.0	0.0
			재활용	128.2	0.0	0.0	0.0	0.0	0.0	0.0	0.0	0.0	0.0	0.0	0.0	0.0	0.0	88.9	62.7	3.1	3.7	1.0	2.5	0.3	0.0	0.0	0.0	0.1	1.2	0.3	7.0	7.0	0.0	0.0	39.3
	제천시	발생량		127.9	89.3	44.7	1.1	15.6	0.9	1.4	9.8	15.9	44.6	0.0	0.0	36.6	8.0	13.2	0.4	1.8	0.1	1.8	0.7	0.1	0.0	0.0	0.0	0.1	0.3	0.0	5.2	2.7	0.0	0.0	25.4
		처리방법	매 립	53.3	53.3	12.2	0.0	0.0	0.0	0.0	0.0	12.2	41.1	0.0	0.0	36.6	4.5	0.0	0.0	0.0	0.0	0.0	0.0	0.0	0.0	0.0	0.0	0.0	0.0	0.0	0.0	0.0	0.0	0.0	0.0
			소 각	38.4	36.0	32.5	1.1	15.6	0.9	1.4	9.8	3.7	3.5	0.0	0.0	0.0	3.5	0.0	0.0	0.0	0.0	0.0	0.0	0.0	0.0	0.0	0.0	0.0	0.0	0.0	0.0	0.0	0.0	0.0	2.4
			재활용	36.2	0.0	0.0	0.0	0.0	0.0	0.0	0.0	0.0	0.0	0.0	0.0	0.0	0.0	13.2	0.4	1.8	0.1	1.8	0.7	0.1	0.0	0.0	0.0	0.1	0.3	0.0	5.2	2.7	0.0	0.0	23.0
	청원군	발생량		209.9	44.5	32.8	0.7	7.4	5.3	5.4	5.2	8.8	11.7	1.0	1.9	5.3	3.5	147.0	79.7	4.1	1.3	15.6	6.9	0.1	7.6	0.0	0.0	0.1	19.3	0.0	7.7	0.0	0.0	4.6	18.4
		처리방법	매 립	18.6	18.1	6.4	0.7	1.3	0.8	1.0	1.2	1.4	11.7	1.0	1.9	5.3	3.5	0.0	0.0	0.0	0.0	0.0	0.0	0.0	0.0	0.0	0.0	0.0	0.0	0.0	0.0	0.0	0.0	0.0	0.5
			소 각	20.3	20.3	20.3	0.0	2.8	4.3	4.3	3.8	5.1	0.0	0.0	0.0	0.0	0.0	0.0	0.0	0.0	0.0	0.0	0.0	0.0	0.0	0.0	0.0	0.0	0.0	0.0	0.0	0.0	0.0	0.0	0.0
			재활용	171.0	6.1	6.1	0.0	3.3	0.2	0.1	0.2	2.3	0.0	0.0	0.0	0.0	0.0	147.0	79.7	4.1	1.3	15.6	6.9	0.1	7.6	0.0	0.0	0.1	19.3	0.0	7.7	0.0	0.0	4.6	17.9
	보은군	발생량		29.9	16.3	8.5	0.0	3.0	0.2	0.0	0.7	4.6	7.8	0.1	0.1	0.1	7.5	8.0	0.4	1.6	0.7	0.1	1.2	0.3	0.0	0.0	0.0	0.0	0.3	0.1	3.2	0.1	0.0	0.0	5.6
		처리방법	매 립	13.3	8.9	2.1	0.0	0.0	0.0	0.0	0.0	2.1	6.8	0.1	0.1	0.1	6.5	0.0	0.0	0.0	0.0	0.0	0.0	0.0	0.0	0.0	0.0	0.0	0.0	0.0	0.0	0.0	0.0	0.0	4.4
			소 각	6.4	6.4	6.4	0.0	3.0	0.2	0.0	0.7	2.5	0.0	0.0	0.0	0.0	0.0	0.0	0.0	0.0	0.0	0.0	0.0	0.0	0.0	0.0	0.0	0.0	0.0	0.0	0.0	0.0	0.0	0.0	0.0
			재활용	10.2	1.0	0.0	0.0	0.0	0.0	0.0	0.0	0.0	1.0	0.0	0.0	0.0	1.0	8.0	0.4	1.6	0.7	0.1	1.2	0.3	0.0	0.0	0.0	0.0	0.3	0.1	3.2	0.1	0.0	0.0	1.2
	옥천군	발생량		43.9	31.2	21.8	1.8	4.2	5.4	2.9	4.1	3.4	9.4	0.8	0.7	3.5	4.4	10.4	1.1	1.8	0.8	0.1	1.0	0.1	0.0	0.0	0.0	0.1	3.1	0.5	1.8	0.0	0.0	0.0	2.3
		처리방법	매 립	9.4	9.4	0.0	0.0	0.0	0.0	0.0	0.0	0.0	9.4	0.8	0.7	3.5	4.4	0.0	0.0	0.0	0.0	0.0	0.0	0.0	0.0	0.0	0.0	0.0	0.0	0.0	0.0	0.0	0.0	0.0	0.0
			소 각	21.8	21.8	21.8	1.8	4.2	5.4	2.9	4.1	3.4	0.0	0.0	0.0	0.0	0.0	0.0	0.0	0.0	0.0	0.0	0.0	0.0	0.0	0.0	0.0	0.0	0.0	0.0	0.0	0.0	0.0	0.0	0.0
			재활용	12.7	0.0	0.0	0.0	0.0	0.0	0.0	0.0	0.0	0.0	0.0	0.0	0.0	0.0	10.4	1.1	1.8	0.8	0.1	1.0	0.1	0.0	0.0	0.0	0.1	3.1	0.5	1.8	0.0	0.0	0.0	2.3

(단위:톤/일)

구 분		발생량 및 처리현황		총계	종량제에 의한 혼합배출													재활용가능자원 분리배출																	남은 음식물류 배출(분리배출 지역일 경우)
					소계	가 연 성							불 연 성					소계	종이류	유리병류	캔류	합성수지류	플라스틱류	전자제품	전지류	타이어	윤활유	형광등	고철류	의류	영농폐기물	가구류	폐식용유	기타	
시도	시군구					소계	음식물채소류	종이류	나무류	고무피혁류	플라스틱류	기타	소계	유리류	금속류	토사류	기타																		
충북	영동군	발생량		38.3	20.0	18.0	0.0	7.6	2.9	1.5	3.6	2.4	2.0	0.0	0.0	2.0	0.0	13.7	4.3	1.9	0.7	1.6	1.2	0.0	0.0	0.0	0.0	0.0	3.3	0.5	0.0	0.2	0.0	0.0	4.6
		처리방법	매 립	2.0	2.0	0.0	0.0	0.0	0.0	0.0	0.0	0.0	2.0	0.0	0.0	2.0	0.0	0.0	0.0	0.0	0.0	0.0	0.0	0.0	0.0	0.0	0.0	0.0	0.0	0.0	0.0	0.0	0.0	0.0	0.0
			소 각	21.6	18.0	18.0	0.0	7.6	2.9	1.5	3.6	2.4	0.0	0.0	0.0	0.0	0.0	0.0	0.0	0.0	0.0	0.0	0.0	0.0	0.0	0.0	0.0	0.0	0.0	0.0	0.0	0.0	0.0	0.0	3.6
			재활용	14.7	0.0	0.0	0.0	0.0	0.0	0.0	0.0	0.0	0.0	0.0	0.0	0.0	0.0	13.7	4.3	1.9	0.7	1.6	1.2	0.0	0.0	0.0	0.0	0.0	3.3	0.5	0.0	0.2	0.0	0.0	1.0
	증평군	발생량		35.6	24.8	18.3	1.0	1.7	1.1	0.2	2.1	12.2	6.5	0.4	0.1	0.1	5.9	6.7	0.3	0.3	0.1	0.9	0.4	0.0	0.0	0.0	0.0	0.0	0.0	0.0	0.0	1.8	0.0	2.9	4.1
		처리방법	매 립	12.7	12.7	10.1	0.4	0.2	0.2	0.2	0.2	8.9	2.6	0.0	0.0	0.0	2.6	0.0	0.0	0.0	0.0	0.0	0.0	0.0	0.0	0.0	0.0	0.0	0.0	0.0	0.0	0.0	0.0	0.0	0.0
			소 각	5.5	5.5	5.5	0.5	0.8	0.5	0.0	0.4	3.3	0.0	0.0	0.0	0.0	0.0	0.0	0.0	0.0	0.0	0.0	0.0	0.0	0.0	0.0	0.0	0.0	0.0	0.0	0.0	0.0	0.0	0.0	0.0
			재활용	17.4	6.6	2.7	0.1	0.7	0.4	0.0	1.5	0.0	3.9	0.4	0.1	0.1	3.3	6.7	0.3	0.3	0.1	0.9	0.4	0.0	0.0	0.0	0.0	0.0	0.0	0.0	0.0	1.8	0.0	2.9	4.1
	진천군	발생량		89.3	28.0	22.7	3.3	17.3	0.0	0.5	1.6	0.0	5.3	0.4	0.0	0.4	4.5	56.5	17.8	2.4	1.0	17.0	1.0	0.7	0.0	0.0	0.0	0.0	1.3	1.6	3.4	0.0	0.0	10.3	4.8
		처리방법	매 립	5.3	5.3	0.0	0.0	0.0	0.0	0.0	0.0	0.0	5.3	0.4	0.0	0.4	4.5	0.0	0.0	0.0	0.0	0.0	0.0	0.0	0.0	0.0	0.0	0.0	0.0	0.0	0.0	0.0	0.0	0.0	0.0
			소 각	22.7	22.7	22.7	3.3	17.3	0.0	0.5	1.6	0.0	0.0	0.0	0.0	0.0	0.0	0.0	0.0	0.0	0.0	0.0	0.0	0.0	0.0	0.0	0.0	0.0	0.0	0.0	0.0	0.0	0.0	0.0	0.0
			재활용	61.3	0.0	0.0	0.0	0.0	0.0	0.0	0.0	0.0	0.0	0.0	0.0	0.0	0.0	56.5	17.8	2.4	1.0	17.0	1.0	0.7	0.0	0.0	0.0	0.0	1.3	1.6	3.4	0.0	0.0	10.3	4.8
	괴산군	발생량		46.9	13.2	7.2	0.1	1.2	1.8	0.5	0.5	3.1	6.0	1.2	0.5	1.8	2.5	29.4	2.0	0.7	0.1	0.1	0.4	0.1	0.0	0.0	0.0	0.1	0.3	0.0	10.3	0.2	0.0	15.1	4.3
		처리방법	매 립	14.1	11.2	5.2	0.1	0.8	1.0	0.4	0.4	2.5	6.0	1.2	0.5	1.8	2.5	0.0	0.0	0.0	0.0	0.0	0.0	0.0	0.0	0.0	0.0	0.0	0.0	0.0	0.0	0.0	0.0	0.0	2.9
			소 각	2.0	2.0	2.0	0.0	0.4	0.8	0.1	0.1	0.6	0.0	0.0	0.0	0.0	0.0	0.0	0.0	0.0	0.0	0.0	0.0	0.0	0.0	0.0	0.0	0.0	0.0	0.0	0.0	0.0	0.0	0.0	0.0
			재활용	30.8	0.0	0.0	0.0	0.0	0.0	0.0	0.0	0.0	0.0	0.0	0.0	0.0	0.0	29.4	2.0	0.7	0.1	0.1	0.4	0.1	0.0	0.0	0.0	0.1	0.3	0.0	10.3	0.2	0.0	15.1	1.4
	음성군	발생량		76.1	29.6	21.7	0.0	7.8	3.9	2.9	3.0	4.1	7.9	0.7	0.9	3.1	3.2	27.2	1.2	1.4	0.3	1.5	1.2	0.1	0.0	0.0	0.0	0.1	15.0	0.1	0.0	0.6	0.0	5.7	19.3
		처리방법	매 립	7.9	7.9	0.0	0.0	0.0	0.0	0.0	0.0	0.0	7.9	0.7	0.9	3.1	3.2	0.0	0.0	0.0	0.0	0.0	0.0	0.0	0.0	0.0	0.0	0.0	0.0	0.0	0.0	0.0	0.0	0.0	0.0
			소 각	36.5	21.7	21.7	0.0	7.8	3.9	2.9	3.0	4.1	0.0	0.0	0.0	0.0	0.0	0.0	0.0	0.0	0.0	0.0	0.0	0.0	0.0	0.0	0.0	0.0	0.0	0.0	0.0	0.0	0.0	0.0	14.8
			재활용	31.7	0.0	0.0	0.0	0.0	0.0	0.0	0.0	0.0	0.0	0.0	0.0	0.0	0.0	27.2	1.2	1.4	0.3	1.5	1.2	0.1	0.0	0.0	0.0	0.1	15.0	0.1	0.0	0.6	0.0	5.7	4.5
	단양군	발생량		37.3	19.6	14.2	0.0	2.1	2.2	4.3	4.9	0.7	5.4	0.7	0.6	1.5	2.6	13.6	4.0	0.7	0.2	0.4	0.5	0.0	0.0	0.0	0.0	3.5	0.1	0.0	4.2	0.0	0.0	0.0	4.1
		처리방법	매 립	6.3	5.4	0.0	0.0	0.0	0.0	0.0	0.0	0.0	5.4	0.7	0.6	1.5	2.6	0.0	0.0	0.0	0.0	0.0	0.0	0.0	0.0	0.0	0.0	0.0	0.0	0.0	0.0	0.0	0.0	0.0	0.9
			소 각	14.2	14.2	14.2	0.0	2.1	2.2	4.3	4.9	0.7	0.0	0.0	0.0	0.0	0.0	0.0	0.0	0.0	0.0	0.0	0.0	0.0	0.0	0.0	0.0	0.0	0.0	0.0	0.0	0.0	0.0	0.0	0.0
			재활용	16.8	0.0	0.0	0.0	0.0	0.0	0.0	0.0	0.0	0.0	0.0	0.0	0.0	0.0	13.6	4.0	0.7	0.2	0.4	0.5	0.0	0.0	0.0	0.0	3.5	0.1	0.0	4.2	0.0	0.0	0.0	3.2
충남	소계	발생량		2,582.6	1,086.0	731.9	44.0	220.7	83.7	62.9	170.3	150.3	354.1	44.8	52.1	27.8	229.4	1,040.5	180.3	59.2	18.3	85.8	37.4	7.6	1.3	1.1	0.3	2.1	494.6	5.8	62.0	6.4	0.4	77.9	456.1
		처리방법	매 립	482.1	458.1	153.0	13.5	35.1	14.5	8.9	19.2	61.8	305.1	39.7	46.7	24.8	193.9	0.0	0.0	0.0	0.0	0.0	0.0	0.0	0.0	0.0	0.0	0.0	0.0	0.0	0.0	0.0	0.0	0.0	24.0
			소 각	546.5	542.3	528.4	8.5	183.6	55.0	54.0	141.3	86.0	13.9	0.0	0.0	0.0	13.9	0.0	0.0	0.0	0.0	0.0	0.0	0.0	0.0	0.0	0.0	0.0	0.0	0.0	0.0	0.0	0.0	0.0	4.2
			재활용	1,554.0	85.6	50.5	22.0	2.0	14.2	0.0	9.8	2.5	35.1	5.1	5.4	3.0	21.6	1,040.5	180.3	59.2	18.3	85.8	37.4	7.6	1.3	1.1	0.3	2.1	494.6	5.8	62.0	6.4	0.4	77.9	427.9
	천안시	발생량		1,077.7	302.0	194.6	0.0	68.8	28.6	22.5	59.2	15.5	107.4	21.6	31.0	6.1	48.7	624.8	122.7	15.8	3.9	51.3	5.5	0.0	0.0	0.4	0.0	0.1	399.9	0.0	1.2	0.0	0.0	24.0	150.9
		처리방법	매 립	113.0	113.0	19.5	0.0	3.1	0.9	0.0	0.0	15.5	93.5	21.6	31.0	6.1	34.8	0.0	0.0	0.0	0.0	0.0	0.0	0.0	0.0	0.0	0.0	0.0	0.0	0.0	0.0	0.0	0.0	0.0	0.0
			소 각	189.0	189.0	175.1	0.0	65.7	27.7	22.5	59.2	0.0	13.9	0.0	0.0	0.0	13.9	0.0	0.0	0.0	0.0	0.0	0.0	0.0	0.0	0.0	0.0	0.0	0.0	0.0	0.0	0.0	0.0	0.0	0.0
			재활용	775.7	0.0	0.0	0.0	0.0	0.0	0.0	0.0	0.0	0.0	0.0	0.0	0.0	0.0	624.8	122.7	15.8	3.9	51.3	5.5	0.0	0.0	0.4	0.0	0.1	399.9	0.0	1.2	0.0	0.0	24.0	150.9
	공주시	발생량		130.7	46.0	42.7	0.0	16.2	9.2	1.9	5.3	10.1	3.3	0.2	1.1	1.0	1.0	66.1	14.8	3.7	1.8	2.7	1.7	0.4	0.0	0.0	0.2	0.0	12.3	1.2	7.2	3.2	0.0	16.9	18.6
		처리방법	매 립	3.3	3.3	0.0	0.0	0.0	0.0	0.0	0.0	0.0	3.3	0.2	1.1	1.0	1.0	0.0	0.0	0.0	0.0	0.0	0.0	0.0	0.0	0.0	0.0	0.0	0.0	0.0	0.0	0.0	0.0	0.0	0.0
			소 각	44.2	42.7	42.7	0.0	16.2	9.2	1.9	5.3	10.1	0.0	0.0	0.0	0.0	0.0	0.0	0.0	0.0	0.0	0.0	0.0	0.0	0.0	0.0	0.0	0.0	0.0	0.0	0.0	0.0	0.0	0.0	1.5
			재활용	83.2	0.0	0.0	0.0	0.0	0.0	0.0	0.0	0.0	0.0	0.0	0.0	0.0	0.0	66.1	14.8	3.7	1.8	2.7	1.7	0.4	0.0	0.0	0.2	0.0	12.3	1.2	7.2	3.2	0.0	16.9	17.1
	보령시	발생량		111.7	60.2	56.1	0.0	24.2	2.4	2.9	14.8	11.8	4.1	1.6	1.3	0.4	0.8	30.1	11.4	6.0	1.7	1.9	6.1	0.2	0.1	0.0	0.0	0.1	0.7	0.4	0.9	0.0	0.0	0.6	21.4
		처리방법	매 립	17.7	17.7	13.6	0.0	6.3	0.8	0.2	3.6	2.7	4.1	1.6	1.3	0.4	0.8	0.0	0.0	0.0	0.0	0.0	0.0	0.0	0.0	0.0	0.0	0.0	0.0	0.0	0.0	0.0	0.0	0.0	0.0
			소 각	42.7	42.5	42.5	0.0	17.9	1.6	2.7	11.2	9.1	0.0	0.0	0.0	0.0	0.0	0.0	0.0	0.0	0.0	0.0	0.0	0.0	0.0	0.0	0.0	0.0	0.0	0.0	0.0	0.0	0.0	0.0	0.2
			재활용	51.3	0.0	0.0	0.0	0.0	0.0	0.0	0.0	0.0	0.0	0.0	0.0	0.0	0.0	30.1	11.4	6.0	1.7	1.9	6.1	0.2	0.1	0.0	0.0	0.1	0.7	0.4	0.9	0.0	0.0	0.6	21.2
	아산시	발생량		324.7	133.2	70.7	0.0	30.5	7.3	10.8	16.4	5.7	62.5	5.0	8.2	0.0	49.3	69.0	7.8	2.3	0.1	1.4	1.8	0.0	0.0	0.0	0.0	0.7	52.0	0.3	2.6	0.0	0.0	0.0	122.5
		처리방법	매 립	51.4	51.4	0.0	0.0	0.0	0.0	0.0	0.0	0.0	51.4	2.9	4.3	0.0	44.2	0.0	0.0	0.0	0.0	0.0	0.0	0.0	0.0	0.0	0.0	0.0	0.0	0.0	0.0	0.0	0.0	0.0	0.0
			소 각	67.0	64.9	64.9	0.0	30.5	1.5	10.8	16.4	5.7	0.0	0.0	0.0	0.0	0.0	0.0	0.0	0.0	0.0	0.0	0.0	0.0	0.0	0.0	0.0	0.0	0.0	0.0	0.0	0.0	0.0	0.0	2.1
			재활용	206.3	16.9	5.8	0.0	0.0	5.8	0.0	0.0	0.0	11.1	2.1	3.9	0.0	5.1	69.0	7.8	2.3	0.1	1.4	1.8	0.0	0.0	0.0	0.0	0.7	52.0	0.3	2.6	0.0	0.0	0.0	120.4
	서산시	발생량		178.9	81.0	65.0	4.8	20.2	8.5	4.4	5.4	21.7	16.0	1.5	2.9	2.4	9.2	56.5	6.3	3.6	2.2	14.8	1.8	0.1	0.0	0.0	0.0	0.0	6.6	0.7	14.4	0.1	0.1	5.8	41.4
		처리방법	매 립	71.4	71.3	55.3	1.2	19.5	7.5	2.6	3.8	20.7	16.0	1.5	2.9	2.4	9.2	0.0	0.0	0.0	0.0	0.0	0.0	0.0	0.0	0.0	0.0	0.0	0.0	0.0	0.0	0.0	0.0	0.0	0.1
			소 각	9.7	9.7	9.7	3.6	0.7	1.0	1.8	1.6	1.0	0.0	0.0	0.0	0.0	0.0	0.0	0.0	0.0	0.0	0.0	0.0	0.0	0.0	0.0	0.0	0.0	0.0	0.0	0.0	0.0	0.0	0.0	0.0
			재활용	97.8	0.0	0.0	0.0	0.0	0.0	0.0	0.0	0.0	0.0	0.0	0.0	0.0	0.0	56.5	6.3	3.6	2.2	14.8	1.8	0.1	0.0	0.0	0.0	0.0	6.6	0.7	14.4	0.1	0.1	5.8	41.3

(단위:톤/일)

구 분		발생량 및 처리현황		총계	종량제에 의한 혼합배출													재활용가능자원 분리배출																	남은 음식물류 배출(분리배출 지역일 경우)
					소계	가 연 성							불 연 성					소계	종이류	유리병류	캔류	합성수지류	플라스틱류	전자제품	전지류	타이어	윤활유	형광등	고철류	의류	영농폐기물	가구류	폐식용유	기타	
시도	시군구					소계	음식물채소류	종이류	나무류	고무피혁류	플라스틱류	기타	소계	유리류	금속류	토사류	기타																		
충남	논산시	발생량		176.0	92.5	46.9	0.0	8.9	4.2	8.9	19.7	5.2	45.6	8.2	0.7	5.3	31.4	61.0	4.2	4.2	1.1	3.6	7.9	2.9	0.7	0.0	0.0	0.8	2.4	1.1	25.3	0.5	0.0	6.3	22.5
		처리방법	매 립	41.8	41.8	0.0	0.0	0.0	0.0	0.0	0.0	0.0	41.8	8.2	0.7	5.3	27.6	0.0	0.0	0.0	0.0	0.0	0.0	0.0	0.0	0.0	0.0	0.0	0.0	0.0	0.0	0.0	0.0	0.0	0.0
			소 각	39.8	39.8	39.8	0.0	8.9	1.4	8.9	15.4	5.2	0.0	0.0	0.0	0.0	0.0	0.0	0.0	0.0	0.0	0.0	0.0	0.0	0.0	0.0	0.0	0.0	0.0	0.0	0.0	0.0	0.0	0.0	0.0
			재활용	94.4	10.9	7.1	0.0	0.0	2.8	0.0	4.3	0.0	3.8	0.0	0.0	0.0	3.8	61.0	4.2	4.2	1.1	3.6	7.9	2.9	0.7	0.0	0.0	0.8	2.4	1.1	25.3	0.5	0.0	6.3	22.5
	계룡시	발생량		47.7	23.7	23.7	0.0	0.0	0.0	0.0	0.0	23.7	0.0	0.0	0.0	0.0	0.0	12.4	2.8	2.0	0.2	1.3	2.0	0.0	0.0	0.0	0.0	0.0	3.6	0.3	0.0	0.0	0.2	0.0	11.6
		처리방법	매 립	0.7	0.7	0.7	0.0	0.0	0.0	0.0	0.0	0.7	0.0	0.0	0.0	0.0	0.0	0.0	0.0	0.0	0.0	0.0	0.0	0.0	0.0	0.0	0.0	0.0	0.0	0.0	0.0	0.0	0.0	0.0	0.0
			소 각	23.0	23.0	23.0	0.0	0.0	0.0	0.0	0.0	23.0	0.0	0.0	0.0	0.0	0.0	0.0	0.0	0.0	0.0	0.0	0.0	0.0	0.0	0.0	0.0	0.0	0.0	0.0	0.0	0.0	0.0	0.0	0.0
			재활용	24.0	0.0	0.0	0.0	0.0	0.0	0.0	0.0	0.0	0.0	0.0	0.0	0.0	0.0	12.4	2.8	2.0	0.2	1.3	2.0	0.0	0.0	0.0	0.0	0.0	3.6	0.3	0.0	0.0	0.2	0.0	11.6
	당진시	발생량		150.7	108.3	36.6	20.1	2.9	0.6	1.3	10.7	1.0	71.7	3.5	1.4	3.2	63.6	29.1	0.6	2.1	0.7	2.8	0.5	0.0	0.0	0.0	0.1	0.0	0.4	0.1	5.2	0.0	0.0	16.6	13.3
		처리방법	매 립	86.2	81.3	11.9	2.6	2.4	0.6	1.3	4.9	0.1	69.4	1.5	1.1	3.2	63.6	0.0	0.0	0.0	0.0	0.0	0.0	0.0	0.0	0.0	0.0	0.0	0.0	0.0	0.0	0.0	0.0	0.0	4.9
			소 각	5.6	5.6	5.6	0.0	0.0	0.0	0.0	4.9	0.7	0.0	0.0	0.0	0.0	0.0	0.0	0.0	0.0	0.0	0.0	0.0	0.0	0.0	0.0	0.0	0.0	0.0	0.0	0.0	0.0	0.0	0.0	0.0
			재활용	58.9	21.4	19.1	17.5	0.5	0.0	0.0	0.9	0.2	2.3	2.0	0.3	0.0	0.0	29.1	0.6	2.1	0.7	2.8	0.5	0.0	0.0	0.0	0.1	0.0	0.4	0.1	5.2	0.0	0.0	16.6	8.4
	금산군	발생량		55.9	39.7	28.2	6.5	1.8	3.4	2.9	4.7	8.9	11.5	0.4	1.6	5.1	4.4	13.2	1.0	2.1	2.5	1.8	1.8	0.0	0.0	0.0	0.0	0.0	3.3	0.0	0.7	0.0	0.0	0.0	3.0
		처리방법	매 립	31.8	31.8	21.3	2.0	1.8	1.5	2.9	4.2	8.9	10.5	0.4	1.6	4.7	3.8	0.0	0.0	0.0	0.0	0.0	0.0	0.0	0.0	0.0	0.0	0.0	0.0	0.0	0.0	0.0	0.0	0.0	0.0
			소 각	0.5	0.5	0.5	0.0	0.0	0.0	0.0	0.5	0.0	0.0	0.0	0.0	0.0	0.0	0.0	0.0	0.0	0.0	0.0	0.0	0.0	0.0	0.0	0.0	0.0	0.0	0.0	0.0	0.0	0.0	0.0	0.0
			재활용	23.6	7.4	6.4	4.5	0.0	1.9	0.0	0.0	0.0	1.0	0.0	0.0	0.4	0.6	13.2	1.0	2.1	2.5	1.8	1.8	0.0	0.0	0.0	0.0	0.0	3.3	0.0	0.7	0.0	0.0	0.0	3.0
	부여군	발생량		75.2	40.0	28.2	7.7	0.6	3.4	1.2	6.3	9.0	11.8	0.2	0.2	0.6	10.8	34.5	3.5	4.8	1.6	3.0	3.2	2.1	0.5	0.5	0.0	0.1	5.2	1.1	3.0	2.0	0.0	3.9	0.7
		처리방법	매 립	21.4	21.4	20.8	7.7	0.0	3.0	1.2	1.0	7.9	0.6	0.0	0.0	0.0	0.6	0.0	0.0	0.0	0.0	0.0	0.0	0.0	0.0	0.0	0.0	0.0	0.0	0.0	0.0	0.0	0.0	0.0	0.0
			소 각	5.0	5.0	5.0	0.0	0.1	0.1	0.0	4.8	0.0	0.0	0.0	0.0	0.0	0.0	0.0	0.0	0.0	0.0	0.0	0.0	0.0	0.0	0.0	0.0	0.0	0.0	0.0	0.0	0.0	0.0	0.0	0.0
			재활용	48.8	13.6	2.4	0.0	0.5	0.3	0.0	0.5	1.1	11.2	0.2	0.2	0.6	10.2	34.5	3.5	4.8	1.6	3.0	3.2	2.1	0.5	0.5	0.0	0.1	5.2	1.1	3.0	2.0	0.0	3.9	0.7
	서천군	발생량		42.7	26.3	21.3	0.0	6.6	0.6	1.1	7.7	5.3	5.0	0.7	1.9	1.6	0.8	11.6	1.3	1.7	0.5	0.6	0.7	0.7	0.0	0.0	0.0	0.0	5.6	0.1	0.1	0.2	0.1	0.0	4.8
		처리방법	매 립	15.0	13.5	8.9	0.0	2.0	0.2	0.7	1.7	4.3	4.6	0.7	1.7	1.6	0.6	0.0	0.0	0.0	0.0	0.0	0.0	0.0	0.0	0.0	0.0	0.0	0.0	0.0	0.0	0.0	0.0	0.0	1.5
			소 각	8.7	8.7	8.7	0.0	4.6	0.2	0.4	2.5	1.0	0.0	0.0	0.0	0.0	0.0	0.0	0.0	0.0	0.0	0.0	0.0	0.0	0.0	0.0	0.0	0.0	0.0	0.0	0.0	0.0	0.0	0.0	0.0
			재활용	19.0	4.1	3.7	0.0	0.0	0.2	0.0	3.5	0.0	0.4	0.0	0.2	0.0	0.2	11.6	1.3	1.7	0.5	0.6	0.7	0.7	0.0	0.0	0.0	0.0	5.6	0.1	0.1	0.2	0.1	0.0	3.3
	청양군	발생량		28.3	18.2	17.3	0.0	3.6	3.7	0.6	2.7	6.7	0.9	0.0	0.0	0.0	0.9	4.8	0.2	0.7	0.2	0.1	0.1	0.9	0.0	0.1	0.0	0.1	0.4	0.1	0.7	0.0	0.0	1.2	5.3
		처리방법	매 립	1.9	1.9	1.0	0.0	0.0	0.0	0.0	0.0	1.0	0.9	0.0	0.0	0.0	0.9	0.0	0.0	0.0	0.0	0.0	0.0	0.0	0.0	0.0	0.0	0.0	0.0	0.0	0.0	0.0	0.0	0.0	0.0
			소 각	13.9	13.5	13.5	0.0	3.6	1.6	0.6	2.7	5.0	0.0	0.0	0.0	0.0	0.0	0.0	0.0	0.0	0.0	0.0	0.0	0.0	0.0	0.0	0.0	0.0	0.0	0.0	0.0	0.0	0.0	0.0	0.4
			재활용	12.5	2.8	2.8	0.0	0.0	2.1	0.0	0.0	0.7	0.0	0.0	0.0	0.0	0.0	4.8	0.2	0.7	0.2	0.1	0.1	0.9	0.0	0.1	0.0	0.1	0.4	0.1	0.7	0.0	0.0	1.2	4.9
	홍성군	발생량		67.9	38.3	27.8	0.0	11.0	2.4	0.1	1.4	12.9	10.5	0.5	0.3	2.0	7.7	12.1	2.5	2.7	1.0	0.4	1.4	0.1	0.0	0.1	0.0	0.0	0.8	0.4	0.0	0.1	0.0	2.6	17.5
		처리방법	매 립	23.7	6.2	0.0	0.0	0.0	0.0	0.0	0.0	0.0	6.2	0.0	0.2	0.0	6.0	0.0	0.0	0.0	0.0	0.0	0.0	0.0	0.0	0.0	0.0	0.0	0.0	0.0	0.0	0.0	0.0	0.0	17.5
			소 각	25.6	25.6	25.6	0.0	11.0	1.3	0.1	0.8	12.4	0.0	0.0	0.0	0.0	0.0	0.0	0.0	0.0	0.0	0.0	0.0	0.0	0.0	0.0	0.0	0.0	0.0	0.0	0.0	0.0	0.0	0.0	0.0
			재활용	18.6	6.5	2.2	0.0	0.0	1.1	0.0	0.6	0.5	4.3	0.5	0.1	2.0	1.7	12.1	2.5	2.7	1.0	0.4	1.4	0.1	0.0	0.1	0.0	0.0	0.8	0.4	0.0	0.1	0.0	2.6	0.0
	예산군	발생량		48.3	37.9	35.2	4.9	12.7	1.2	0.8	10.4	5.2	2.7	1.1	1.0	0.1	0.5	6.2	0.9	2.7	0.3	0.1	0.8	0.1	0.0	0.0	0.0	0.1	0.7	0.0	0.2	0.3	0.0	0.0	4.2
		처리방법	매 립	2.5	2.5	0.0	0.0	0.0	0.0	0.0	0.0	0.0	2.5	1.1	0.8	0.1	0.5	0.0	0.0	0.0	0.0	0.0	0.0	0.0	0.0	0.0	0.0	0.0	0.0	0.0	0.0	0.0	0.0	0.0	0.0
			소 각	35.2	35.2	35.2	4.9	12.7	1.2	0.8	10.4	5.2	0.0	0.0	0.0	0.0	0.0	0.0	0.0	0.0	0.0	0.0	0.0	0.0	0.0	0.0	0.0	0.0	0.0	0.0	0.0	0.0	0.0	0.0	0.0
			재활용	10.6	0.2	0.0	0.0	0.0	0.0	0.0	0.0	0.0	0.2	0.0	0.2	0.0	0.0	6.2	0.9	2.7	0.3	0.1	0.8	0.1	0.0	0.0	0.0	0.1	0.7	0.0	0.2	0.3	0.0	0.0	4.2
	태안군	발생량		66.2	38.7	37.6	0.0	12.7	8.2	3.5	5.6	7.6	1.1	0.3	0.5	0.0	0.3	9.1	0.3	4.8	0.5	0.0	2.1	0.1	0.0	0.0	0.0	0.1	0.7	0.0	0.5	0.0	0.0	0.0	18.4
		처리방법	매 립	0.3	0.3	0.0	0.0	0.0	0.0	0.0	0.0	0.0	0.3	0.0	0.0	0.0	0.3	0.0	0.0	0.0	0.0	0.0	0.0	0.0	0.0	0.0	0.0	0.0	0.0	0.0	0.0	0.0	0.0	0.0	0.0
			소 각	36.6	36.6	36.6	0.0	11.7	8.2	3.5	5.6	7.6	0.0	0.0	0.0	0.0	0.0	0.0	0.0	0.0	0.0	0.0	0.0	0.0	0.0	0.0	0.0	0.0	0.0	0.0	0.0	0.0	0.0	0.0	0.0
			재활용	29.3	1.8	1.0	0.0	1.0	0.0	0.0	0.0	0.0	0.8	0.3	0.5	0.0	0.0	9.1	0.3	4.8	0.5	0.0	2.1	0.1	0.0	0.0	0.0	0.1	0.7	0.0	0.5	0.0	0.0	0.0	18.4
전북	소계	발생량		1,656.3	722.6	592.7	5.5	190.8	68.8	57.4	121.1	149.1	129.9	26.9	26.7	29.4	46.9	413.8	107.2	48.9	18.9	59.5	49.2	3.1	0.3	2.7	0.0	1.2	17.8	7.2	47.0	40.0	1.2	9.6	519.9
		처리방법	매 립	413.4	411.2	298.1	5.5	98.2	19.7	10.4	62.3	102.0	113.1	22.7	22.3	29.4	38.7	0.0	0.0	0.0	0.0	0.0	0.0	0.0	0.0	0.0	0.0	0.0	0.0	0.0	0.0	0.0	0.0	0.0	2.2
			소 각	294.1	294.1	280.2	0.0	92.1	42.1	46.0	54.4	45.6	13.9	4.0	4.1	0.0	5.8	0.0	0.0	0.0	0.0	0.0	0.0	0.0	0.0	0.0	0.0	0.0	0.0	0.0	0.0	0.0	0.0	0.0	0.0
			재활용	948.8	17.3	14.4	0.0	0.5	7.0	1.0	4.4	1.5	2.9	0.2	0.3	0.0	2.4	413.8	107.2	48.9	18.9	59.5	49.2	3.1	0.3	2.7	0.0	1.2	17.8	7.2	47.0	40.0	1.2	9.6	517.7
	전주시	발생량		699.9	187.3	137.1	0.0	51.9	24.2	22.3	19.3	19.4	50.2	11.8	12.8	15.5	10.1	271.3	90.7	31.8	12.9	48.8	38.5	0.7	0.1	2.7	0.0	0.3	4.9	6.7	0.2	29.0	0.9	3.1	241.3
		처리방법	매 립	50.2	50.2	0.0	0.0	0.0	0.0	0.0	0.0	0.0	50.2	11.8	12.8	15.5	10.1	0.0	0.0	0.0	0.0	0.0	0.0	0.0	0.0	0.0	0.0	0.0	0.0	0.0	0.0	0.0	0.0	0.0	0.0
			소 각	135.7	135.7	135.7	0.0	51.6	23.4	22.3	19.0	19.4	0.0	0.0	0.0	0.0	0.0	0.0	0.0	0.0	0.0	0.0	0.0	0.0	0.0	0.0	0.0	0.0	0.0	0.0	0.0	0.0	0.0	0.0	0.0
			재활용	514.0	1.4	1.4	0.0	0.3	0.8	0.0	0.3	0.0	0.0	0.0	0.0	0.0	0.0	271.3	90.7	31.8	12.9	48.8	38.5	0.7	0.1	2.7	0.0	0.3	4.9	6.7	0.2	29.0	0.9	3.1	241.3

(단위:톤/일)

구 분		발생량 및 처리현황		총계	종량제에 의한 혼합배출													재활용가능자원 분리배출																	남은 음식물류 배출(분리배출 지역일 경우)
					소계	가 연 성							불 연 성					소계	종이류	유리병류	캔류	합성수지류	플라스틱류	전자제품	전지류	타이어	윤활유	형광등	고철류	의류	영농폐기물	가구류	폐식용유	기타	
시도	시군구					소계	음식물채소류	종이류	나무류	고무피혁류	플라스틱류	기타	소계	유리류	금속류	토사류	기타																		
전북	군산시	발생량		289.8	198.0	184.0	0.0	69.4	4.0	3.9	41.7	65.0	14.0	3.0	1.5	1.5	8.0	3.1	0.3	1.7	0.1	0.2	0.6	0.0	0.0	0.0	0.0	0.0	0.2	0.0	0.0	0.0	0.0	0.0	88.7
		처리방법	매 립	198.0	198.0	184.0	0.0	69.4	4.0	3.9	41.7	65.0	14.0	3.0	1.5	1.5	8.0	0.0	0.0	0.0	0.0	0.0	0.0	0.0	0.0	0.0	0.0	0.0	0.0	0.0	0.0	0.0	0.0	0.0	0.0
			소 각	0.0	0.0	0.0	0.0	0.0	0.0	0.0	0.0	0.0	0.0	0.0	0.0	0.0	0.0	0.0	0.0	0.0	0.0	0.0	0.0	0.0	0.0	0.0	0.0	0.0	0.0	0.0	0.0	0.0	0.0	0.0	0.0
			재활용	91.8	0.0	0.0	0.0	0.0	0.0	0.0	0.0	0.0	0.0	0.0	0.0	0.0	0.0	3.1	0.3	1.7	0.1	0.2	0.6	0.0	0.0	0.0	0.0	0.0	0.2	0.0	0.0	0.0	0.0	0.0	88.7
	익산시	발생량		201.0	90.2	76.3	0.0	27.9	12.8	14.3	15.4	5.9	13.9	4.0	4.1	0.0	5.8	27.9	2.1	5.4	0.6	7.6	2.0	0.1	0.0	0.0	0.0	0.1	0.7	0.0	0.0	9.2	0.1	0.0	82.9
		처리방법	매 립	0.0	0.0	0.0	0.0	0.0	0.0	0.0	0.0	0.0	0.0	0.0	0.0	0.0	0.0	0.0	0.0	0.0	0.0	0.0	0.0	0.0	0.0	0.0	0.0	0.0	0.0	0.0	0.0	0.0	0.0	0.0	0.0
			소 각	90.2	90.2	76.3	0.0	27.9	12.8	14.3	15.4	5.9	13.9	4.0	4.1	0.0	5.8	0.0	0.0	0.0	0.0	0.0	0.0	0.0	0.0	0.0	0.0	0.0	0.0	0.0	0.0	0.0	0.0	0.0	0.0
			재활용	110.8	0.0	0.0	0.0	0.0	0.0	0.0	0.0	0.0	0.0	0.0	0.0	0.0	0.0	27.9	2.1	5.4	0.6	7.6	2.0	0.1	0.0	0.0	0.0	0.1	0.7	0.0	0.0	9.2	0.1	0.0	82.9
	정읍시	발생량		83.5	45.6	37.5	0.0	2.4	3.1	5.8	12.9	13.3	8.1	0.2	0.2	0.7	7.0	8.7	0.3	1.0	0.1	0.1	0.5	0.2	0.0	0.0	0.0	0.0	0.1	0.0	6.2	0.0	0.0	0.2	29.2
		처리방법	매 립	9.7	9.7	1.6	0.0	0.0	1.3	0.0	0.2	0.1	8.1	0.2	0.2	0.7	7.0	0.0	0.0	0.0	0.0	0.0	0.0	0.0	0.0	0.0	0.0	0.0	0.0	0.0	0.0	0.0	0.0	0.0	0.0
			소 각	33.4	33.4	33.4	0.0	2.4	1.8	5.8	10.3	13.1	0.0	0.0	0.0	0.0	0.0	0.0	0.0	0.0	0.0	0.0	0.0	0.0	0.0	0.0	0.0	0.0	0.0	0.0	0.0	0.0	0.0	0.0	0.0
			재활용	40.4	2.5	2.5	0.0	0.0	0.0	0.0	2.4	0.1	0.0	0.0	0.0	0.0	0.0	8.7	0.3	1.0	0.1	0.1	0.5	0.2	0.0	0.0	0.0	0.0	0.1	0.0	6.2	0.0	0.0	0.2	29.2
	남원시	발생량		71.7	58.1	44.7	0.1	12.9	13.8	2.3	6.5	9.1	13.4	1.3	3.9	4.6	3.6	1.0	0.1	0.4	0.0	0.0	0.5	0.0	0.0	0.0	0.0	0.0	0.0	0.0	0.0	0.0	0.0	0.0	12.6
		처리방법	매 립	51.1	51.1	38.5	0.1	12.9	7.8	2.3	6.4	9.0	12.6	1.3	3.9	4.6	2.8	0.0	0.0	0.0	0.0	0.0	0.0	0.0	0.0	0.0	0.0	0.0	0.0	0.0	0.0	0.0	0.0	0.0	0.0
			소 각	0.1	0.1	0.1	0.0	0.0	0.0	0.0	0.1	0.0	0.0	0.0	0.0	0.0	0.0	0.0	0.0	0.0	0.0	0.0	0.0	0.0	0.0	0.0	0.0	0.0	0.0	0.0	0.0	0.0	0.0	0.0	0.0
			재활용	20.5	6.9	6.1	0.0	0.0	6.0	0.0	0.0	0.1	0.8	0.0	0.0	0.0	0.8	1.0	0.1	0.4	0.0	0.0	0.5	0.0	0.0	0.0	0.0	0.0	0.0	0.0	0.0	0.0	0.0	0.0	12.6
	김제시	발생량		66.1	25.9	20.5	0.0	5.7	1.9	1.5	5.5	5.9	5.4	1.3	0.1	1.8	2.2	19.2	2.9	2.6	2.5	1.6	2.7	0.1	0.0	0.0	0.0	0.0	0.2	0.2	4.2	0.0	0.1	2.1	21.0
		처리방법	매 립	5.4	5.4	0.0	0.0	0.0	0.0	0.0	0.0	0.0	5.4	1.3	0.1	1.8	2.2	0.0	0.0	0.0	0.0	0.0	0.0	0.0	0.0	0.0	0.0	0.0	0.0	0.0	0.0	0.0	0.0	0.0	0.0
			소 각	20.0	20.0	20.0	0.0	5.7	1.9	1.5	5.1	5.8	0.0	0.0	0.0	0.0	0.0	0.0	0.0	0.0	0.0	0.0	0.0	0.0	0.0	0.0	0.0	0.0	0.0	0.0	0.0	0.0	0.0	0.0	0.0
			재활용	40.7	0.5	0.5	0.0	0.0	0.0	0.0	0.4	0.1	0.0	0.0	0.0	0.0	0.0	19.2	2.9	2.6	2.5	1.6	2.7	0.1	0.0	0.0	0.0	0.0	0.2	0.2	4.2	0.0	0.1	2.1	21.0
	완주군	발생량		48.0	19.7	17.2	0.0	4.5	2.3	3.1	4.5	2.8	2.5	0.1	0.1	0.6	1.7	14.5	2.5	2.2	1.3	0.4	2.4	0.1	0.0	0.0	0.0	0.6	1.1	0.0	3.0	0.8	0.0	0.1	13.8
		처리방법	매 립	1.2	1.2	0.2	0.0	0.0	0.0	0.0	0.0	0.2	1.0	0.1	0.1	0.6	0.2	0.0	0.0	0.0	0.0	0.0	0.0	0.0	0.0	0.0	0.0	0.0	0.0	0.0	0.0	0.0	0.0	0.0	0.0
			소 각	14.7	14.7	14.7	0.0	4.5	2.2	2.1	4.5	1.4	0.0	0.0	0.0	0.0	0.0	0.0	0.0	0.0	0.0	0.0	0.0	0.0	0.0	0.0	0.0	0.0	0.0	0.0	0.0	0.0	0.0	0.0	0.0
			재활용	32.1	3.8	2.3	0.0	0.0	0.1	1.0	0.0	1.2	1.5	0.0	0.0	0.0	1.5	14.5	2.5	2.2	1.3	0.4	2.4	0.1	0.0	0.0	0.0	0.6	1.1	0.0	3.0	0.8	0.0	0.1	13.8
	진안군	발생량		20.3	15.2	11.9	1.2	2.0	1.5	0.2	1.9	5.1	3.3	0.1	0.4	1.0	1.8	3.8	0.4	0.5	0.0	0.0	0.2	0.1	0.0	0.0	0.0	0.0	0.6	0.0	1.9	0.1	0.0	0.0	1.3
		처리방법	매 립	15.2	15.2	11.9	1.2	2.0	1.5	0.2	1.9	5.1	3.3	0.1	0.4	1.0	1.8	0.0	0.0	0.0	0.0	0.0	0.0	0.0	0.0	0.0	0.0	0.0	0.0	0.0	0.0	0.0	0.0	0.0	0.0
			소 각	0.0	0.0	0.0	0.0	0.0	0.0	0.0	0.0	0.0	0.0	0.0	0.0	0.0	0.0	0.0	0.0	0.0	0.0	0.0	0.0	0.0	0.0	0.0	0.0	0.0	0.0	0.0	0.0	0.0	0.0	0.0	0.0
			재활용	5.1	0.0	0.0	0.0	0.0	0.0	0.0	0.0	0.0	0.0	0.0	0.0	0.0	0.0	3.8	0.4	0.5	0.0	0.0	0.2	0.1	0.0	0.0	0.0	0.0	0.6	0.0	1.9	0.1	0.0	0.0	1.3
	무주군	발생량		23.4	14.9	13.0	0.6	3.6	0.6	0.2	4.6	3.4	1.9	0.9	0.4	0.1	0.5	5.0	0.9	0.4	0.3	0.3	0.2	0.2	0.0	0.0	0.0	0.0	0.4	0.0	1.7	0.4	0.0	0.2	3.5
		처리방법	매 립	12.7	12.7	11.4	0.6	3.4	0.5	0.2	3.3	3.4	1.3	0.7	0.1	0.1	0.4	0.0	0.0	0.0	0.0	0.0	0.0	0.0	0.0	0.0	0.0	0.0	0.0	0.0	0.0	0.0	0.0	0.0	0.0
			소 각	0.0	0.0	0.0	0.0	0.0	0.0	0.0	0.0	0.0	0.0	0.0	0.0	0.0	0.0	0.0	0.0	0.0	0.0	0.0	0.0	0.0	0.0	0.0	0.0	0.0	0.0	0.0	0.0	0.0	0.0	0.0	0.0
			재활용	10.7	2.2	1.6	0.0	0.2	0.1	0.0	1.3	0.0	0.6	0.2	0.3	0.0	0.1	5.0	0.9	0.4	0.3	0.3	0.2	0.2	0.0	0.0	0.0	0.0	0.4	0.0	1.7	0.4	0.0	0.2	3.5
	장수군	발생량		19.7	13.3	11.3	1.0	4.0	0.5	0.1	0.8	4.9	2.0	1.0	0.5	0.0	0.5	4.3	0.2	0.0	0.0	0.0	0.1	0.8	0.0	0.0	0.0	0.0	0.5	0.0	2.7	0.0	0.0	0.0	2.1
		처리방법	매 립	14.3	13.3	11.3	1.0	4.0	0.5	0.1	0.8	4.9	2.0	1.0	0.5	0.0	0.5	0.0	0.0	0.0	0.0	0.0	0.0	0.0	0.0	0.0	0.0	0.0	0.0	0.0	0.0	0.0	0.0	0.0	1.0
			소 각	0.0	0.0	0.0	0.0	0.0	0.0	0.0	0.0	0.0	0.0	0.0	0.0	0.0	0.0	0.0	0.0	0.0	0.0	0.0	0.0	0.0	0.0	0.0	0.0	0.0	0.0	0.0	0.0	0.0	0.0	0.0	0.0
			재활용	5.4	0.0	0.0	0.0	0.0	0.0	0.0	0.0	0.0	0.0	0.0	0.0	0.0	0.0	4.3	0.2	0.0	0.0	0.0	0.1	0.8	0.0	0.0	0.0	0.0	0.5	0.0	2.7	0.0	0.0	0.0	1.1
	임실군	발생량		12.6	8.7	8.2	0.4	2.3	0.1	0.3	1.8	3.3	0.5	0.1	0.1	0.1	0.2	2.5	0.3	0.2	0.1	0.0	0.1	0.0	0.1	0.0	0.0	0.0	0.5	0.0	1.2	0.0	0.0	0.0	1.4
		처리방법	매 립	8.7	8.7	8.2	0.4	2.3	0.1	0.3	1.8	3.3	0.5	0.1	0.1	0.1	0.2	0.0	0.0	0.0	0.0	0.0	0.0	0.0	0.0	0.0	0.0	0.0	0.0	0.0	0.0	0.0	0.0	0.0	0.0
			소 각	0.0	0.0	0.0	0.0	0.0	0.0	0.0	0.0	0.0	0.0	0.0	0.0	0.0	0.0	0.0	0.0	0.0	0.0	0.0	0.0	0.0	0.0	0.0	0.0	0.0	0.0	0.0	0.0	0.0	0.0	0.0	0.0
			재활용	3.9	0.0	0.0	0.0	0.0	0.0	0.0	0.0	0.0	0.0	0.0	0.0	0.0	0.0	2.5	0.3	0.2	0.1	0.0	0.1	0.0	0.1	0.0	0.0	0.0	0.5	0.0	1.2	0.0	0.0	0.0	1.4
	순창군	발생량		17.6	10.0	9.5	0.0	2.1	0.5	0.1	3.1	3.7	0.5	0.1	0.1	0.0	0.3	5.2	1.6	0.2	0.1	0.0	0.2	0.2	0.0	0.0	0.0	0.0	1.1	0.0	1.3	0.3	0.0	0.2	2.4
		처리방법	매 립	10.3	10.0	9.5	0.0	2.1	0.5	0.1	3.1	3.7	0.5	0.1	0.1	0.0	0.3	0.0	0.0	0.0	0.0	0.0	0.0	0.0	0.0	0.0	0.0	0.0	0.0	0.0	0.0	0.0	0.0	0.0	0.3
			소 각	0.0	0.0	0.0	0.0	0.0	0.0	0.0	0.0	0.0	0.0	0.0	0.0	0.0	0.0	0.0	0.0	0.0	0.0	0.0	0.0	0.0	0.0	0.0	0.0	0.0	0.0	0.0	0.0	0.0	0.0	0.0	0.0
			재활용	7.3	0.0	0.0	0.0	0.0	0.0	0.0	0.0	0.0	0.0	0.0	0.0	0.0	0.0	5.2	1.6	0.2	0.1	0.0	0.2	0.2	0.0	0.0	0.0	0.0	1.1	0.0	1.3	0.3	0.0	0.2	2.1
	고창군	발생량		45.6	12.6	8.4	0.0	0.5	1.4	0.8	0.5	5.2	4.2	0.4	0.2	0.2	3.4	17.6	2.1	1.0	0.1	0.0	0.3	0.0	0.0	0.0	0.0	0.0	0.1	0.0	14.0	0.0	0.0	0.0	15.4
		처리방법	매 립	12.6	12.6	8.4	0.0	0.5	1.4	0.8	0.5	5.2	4.2	0.4	0.2	0.2	3.4	0.0	0.0	0.0	0.0	0.0	0.0	0.0	0.0	0.0	0.0	0.0	0.0	0.0	0.0	0.0	0.0	0.0	0.0
			소 각	0.0	0.0	0.0	0.0	0.0	0.0	0.0	0.0	0.0	0.0	0.0	0.0	0.0	0.0	0.0	0.0	0.0	0.0	0.0	0.0	0.0	0.0	0.0	0.0	0.0	0.0	0.0	0.0	0.0	0.0	0.0	0.0
			재활용	33.0	0.0	0.0	0.0	0.0	0.0	0.0	0.0	0.0	0.0	0.0	0.0	0.0	0.0	17.6	2.1	1.0	0.1	0.0	0.3	0.0	0.0	0.0	0.0	0.0	0.1	0.0	14.0	0.0	0.0	0.0	15.4

(단위:톤/일)

구 분		발생량 및 처리현황		총계	종량제에 의한 혼합배출													재활용가능자원 분리배출																	남은 음식물류 배출(분리배출 지역일 경우)
					소계	가 연 성							불 연 성					소계	종이류	유리병류	캔류	합성수지류	플라스틱류	전자제품	전지류	타이어	윤활유	형광등	고철류	의류	영농폐기물	가구류	폐식용유	기타	
시도	시군구					소계	음식물채소류	종이류	나무류	고무피혁류	플라스틱류	기타	소계	유리류	금속류	토사류	기타																		
전북	부안군	발생량		57.1	23.1	13.1	2.2	1.6	2.1	2.5	2.6	2.1	10.0	2.6	2.3	3.3	1.8	29.7	2.8	1.5	0.8	0.5	0.9	0.6	0.1	0.0	0.0	0.2	7.4	0.3	10.6	0.2	0.1	3.7	4.3
		처리방법	매 립	24.0	23.1	13.1	2.2	1.6	2.1	2.5	2.6	2.1	10.0	2.6	2.3	3.3	1.8	0.0	0.0	0.0	0.0	0.0	0.0	0.0	0.0	0.0	0.0	0.0	0.0	0.0	0.0	0.0	0.0	0.0	0.9
			소 각	0.0	0.0	0.0	0.0	0.0	0.0	0.0	0.0	0.0	0.0	0.0	0.0	0.0	0.0	0.0	0.0	0.0	0.0	0.0	0.0	0.0	0.0	0.0	0.0	0.0	0.0	0.0	0.0	0.0	0.0	0.0	0.0
			재활용	33.1	0.0	0.0	0.0	0.0	0.0	0.0	0.0	0.0	0.0	0.0	0.0	0.0	0.0	29.7	2.8	1.5	0.8	0.5	0.9	0.6	0.1	0.0	0.0	0.2	7.4	0.3	10.6	0.2	0.1	3.7	3.4
전남	소계	발생량		2,046.6	1,183.2	993.0	18.4	339.3	80.9	34.6	200.7	319.1	190.2	70.1	16.6	26.5	77.0	490.3	122.2	66.2	15.6	34.8	48.0	6.8	0.8	1.6	0.5	0.9	73.4	5.2	89.1	5.7	0.6	18.9	373.1
		처리방법	매 립	689.6	661.0	554.5	7.1	231.9	30.9	15.8	96.0	172.8	106.5	17.3	14.3	24.5	50.4	0.0	0.0	0.0	0.0	0.0	0.0	0.0	0.0	0.0	0.0	0.0	0.0	0.0	0.0	0.0	0.0	0.0	28.6
			소 각	358.1	330.6	327.7	9.3	100.1	21.6	17.8	56.8	122.1	2.9	0.6	0.5	0.4	1.4	0.0	0.0	0.0	0.0	0.0	0.0	0.0	0.0	0.0	0.0	0.0	0.0	0.0	0.0	0.0	0.0	0.0	27.5
			재활용	998.9	191.6	110.8	2.0	7.3	28.4	1.0	47.9	24.2	80.8	52.2	1.8	1.6	25.2	490.3	122.2	66.2	15.6	34.8	48.0	6.8	0.8	1.6	0.5	0.9	73.4	5.2	89.1	5.7	0.6	18.9	317.0
	목포시	발생량		247.4	171.4	166.4	0.0	105.7	18.8	7.2	15.6	19.1	5.0	0.3	0.8	0.4	3.5	8.8	1.8	0.6	0.2	4.8	0.9	0.1	0.0	0.0	0.0	0.0	0.0	0.0	0.0	0.0	0.0	0.4	67.2
		처리방법	매 립	162.7	162.7	159.9	0.0	103.2	18.8	7.2	11.6	19.1	2.8	0.3	0.8	0.4	1.3	0.0	0.0	0.0	0.0	0.0	0.0	0.0	0.0	0.0	0.0	0.0	0.0	0.0	0.0	0.0	0.0	0.0	0.0
			소 각	2.5	2.5	2.5	0.0	0.0	0.0	0.0	2.5	0.0	0.0	0.0	0.0	0.0	0.0	0.0	0.0	0.0	0.0	0.0	0.0	0.0	0.0	0.0	0.0	0.0	0.0	0.0	0.0	0.0	0.0	0.0	0.0
			재활용	82.2	6.2	4.0	0.0	2.5	0.0	0.0	1.5	0.0	2.2	0.0	0.0	0.0	2.2	8.8	1.8	0.6	0.2	4.8	0.9	0.1	0.0	0.0	0.0	0.0	0.0	0.0	0.0	0.0	0.0	0.4	67.2
	여수시	발생량		384.4	291.7	267.4	0.2	87.2	16.6	3.2	54.4	105.8	24.3	4.3	3.5	1.7	14.8	17.2	3.9	1.0	0.4	4.3	3.3	0.5	0.2	0.0	0.0	0.1	1.7	0.2	0.8	0.2	0.2	0.4	75.5
		처리방법	매 립	175.0	167.0	148.1	0.0	55.7	2.5	1.7	34.8	53.4	18.9	4.3	3.5	1.7	9.4	0.0	0.0	0.0	0.0	0.0	0.0	0.0	0.0	0.0	0.0	0.0	0.0	0.0	0.0	0.0	0.0	0.0	8.0
			소 각	88.9	88.9	88.9	0.0	31.5	1.4	1.0	19.6	35.4	0.0	0.0	0.0	0.0	0.0	0.0	0.0	0.0	0.0	0.0	0.0	0.0	0.0	0.0	0.0	0.0	0.0	0.0	0.0	0.0	0.0	0.0	0.0
			재활용	120.5	35.8	30.4	0.2	0.0	12.7	0.5	0.0	17.0	5.4	0.0	0.0	0.0	5.4	17.2	3.9	1.0	0.4	4.3	3.3	0.5	0.2	0.0	0.0	0.1	1.7	0.2	0.8	0.2	0.2	0.4	67.5
	순천시	발생량		321.0	119.4	112.6	4.5	35.5	4.1	1.1	24.1	43.3	6.8	2.7	2.2	0.8	1.1	136.3	54.1	44.2	0.6	3.3	11.9	0.1	0.0	0.0	0.0	0.1	11.4	1.0	0.0	0.0	0.0	9.6	65.3
		처리방법	매 립	119.4	119.4	112.6	4.5	35.5	4.1	1.1	24.1	43.3	6.8	2.7	2.2	0.8	1.1	0.0	0.0	0.0	0.0	0.0	0.0	0.0	0.0	0.0	0.0	0.0	0.0	0.0	0.0	0.0	0.0	0.0	0.0
			소 각	0.0	0.0	0.0	0.0	0.0	0.0	0.0	0.0	0.0	0.0	0.0	0.0	0.0	0.0	0.0	0.0	0.0	0.0	0.0	0.0	0.0	0.0	0.0	0.0	0.0	0.0	0.0	0.0	0.0	0.0	0.0	0.0
			재활용	201.6	0.0	0.0	0.0	0.0	0.0	0.0	0.0	0.0	0.0	0.0	0.0	0.0	0.0	136.3	54.1	44.2	0.6	3.3	11.9	0.1	0.0	0.0	0.0	0.1	11.4	1.0	0.0	0.0	0.0	9.6	65.3
	나주시	발생량		90.1	58.5	41.9	0.0	13.7	9.9	1.6	7.3	9.4	16.6	1.4	2.4	0.4	12.4	17.8	3.0	1.5	2.4	0.5	1.3	0.3	0.0	0.1	0.1	0.0	3.3	0.8	4.0	0.1	0.1	0.3	13.8
		처리방법	매 립	26.6	26.6	20.0	0.0	9.2	0.5	0.8	4.8	4.7	6.6	0.9	0.9	0.4	4.4	0.0	0.0	0.0	0.0	0.0	0.0	0.0	0.0	0.0	0.0	0.0	0.0	0.0	0.0	0.0	0.0	0.0	0.0
			소 각	7.4	7.4	7.4	0.0	1.5	1.9	0.8	0.5	2.7	0.0	0.0	0.0	0.0	0.0	0.0	0.0	0.0	0.0	0.0	0.0	0.0	0.0	0.0	0.0	0.0	0.0	0.0	0.0	0.0	0.0	0.0	0.0
			재활용	56.1	24.5	14.5	0.0	3.0	7.5	0.0	2.0	2.0	10.0	0.5	1.5	0.0	8.0	17.8	3.0	1.5	2.4	0.5	1.3	0.3	0.0	0.1	0.1	0.0	3.3	0.8	4.0	0.1	0.1	0.3	13.8
	광양시	발생량		264.9	200.2	136.2	0.0	25.2	6.9	2.2	58.9	43.0	64.0	52.8	0.9	1.4	8.9	19.4	8.5	0.6	0.3	0.6	5.2	0.2	0.0	0.0	0.0	0.0	1.5	0.0	0.8	0.0	0.0	1.7	45.3
		처리방법	매 립	101.0	101.0	87.9	0.0	25.2	1.0	2.1	17.6	42.0	13.1	1.9	0.9	1.4	8.9	0.0	0.0	0.0	0.0	0.0	0.0	0.0	0.0	0.0	0.0	0.0	0.0	0.0	0.0	0.0	0.0	0.0	0.0
			소 각	1.3	1.3	1.3	0.0	0.0	0.4	0.0	0.7	0.2	0.0	0.0	0.0	0.0	0.0	0.0	0.0	0.0	0.0	0.0	0.0	0.0	0.0	0.0	0.0	0.0	0.0	0.0	0.0	0.0	0.0	0.0	0.0
			재활용	162.6	97.9	47.0	0.0	0.0	5.5	0.1	40.6	0.8	50.9	50.9	0.0	0.0	0.0	19.4	8.5	0.6	0.3	0.6	5.2	0.2	0.0	0.0	0.0	0.0	1.5	0.0	0.8	0.0	0.0	1.7	45.3
	담양군	발생량		33.4	21.7	21.1	0.1	4.1	0.5	0.3	2.5	13.6	0.6	0.1	0.1	0.3	0.1	6.2	0.2	0.5	0.4	0.3	0.1	0.3	0.0	0.0	0.0	0.0	0.8	0.2	3.3	0.1	0.0	0.0	5.5
		처리방법	매 립	3.8	0.7	0.1	0.1	0.0	0.0	0.0	0.0	0.0	0.6	0.1	0.1	0.3	0.1	0.0	0.0	0.0	0.0	0.0	0.0	0.0	0.0	0.0	0.0	0.0	0.0	0.0	0.0	0.0	0.0	0.0	3.1
			소 각	21.0	21.0	21.0	0.0	4.1	0.5	0.3	2.5	13.6	0.0	0.0	0.0	0.0	0.0	0.0	0.0	0.0	0.0	0.0	0.0	0.0	0.0	0.0	0.0	0.0	0.0	0.0	0.0	0.0	0.0	0.0	0.0
			재활용	8.6	0.0	0.0	0.0	0.0	0.0	0.0	0.0	0.0	0.0	0.0	0.0	0.0	0.0	6.2	0.2	0.5	0.4	0.3	0.1	0.3	0.0	0.0	0.0	0.0	0.8	0.2	3.3	0.1	0.0	0.0	2.4
	곡성군	발생량		20.2	7.6	5.9	0.0	1.4	0.8	0.4	0.5	2.8	1.7	1.0	0.0	0.0	0.7	9.7	2.2	0.5	0.9	0.2	0.1	0.1	0.1	0.0	0.0	0.0	1.7	0.5	1.9	1.0	0.0	0.5	2.9
		처리방법	매 립	7.6	7.6	5.9	0.0	1.4	0.8	0.4	0.5	2.8	1.7	1.0	0.0	0.0	0.7	0.0	0.0	0.0	0.0	0.0	0.0	0.0	0.0	0.0	0.0	0.0	0.0	0.0	0.0	0.0	0.0	0.0	0.0
			소 각	0.0	0.0	0.0	0.0	0.0	0.0	0.0	0.0	0.0	0.0	0.0	0.0	0.0	0.0	0.0	0.0	0.0	0.0	0.0	0.0	0.0	0.0	0.0	0.0	0.0	0.0	0.0	0.0	0.0	0.0	0.0	0.0
			재활용	12.6	0.0	0.0	0.0	0.0	0.0	0.0	0.0	0.0	0.0	0.0	0.0	0.0	0.0	9.7	2.2	0.5	0.9	0.2	0.1	0.1	0.1	0.0	0.0	0.0	1.7	0.5	1.9	1.0	0.0	0.5	2.9
	구례군	발생량		17.6	12.1	11.9	0.0	0.1	0.2	0.0	0.6	11.0	0.2	0.0	0.0	0.0	0.2	1.9	0.3	0.1	0.1	0.0	0.2	0.0	0.0	0.0	0.0	0.0	0.3	0.2	0.0	0.0	0.0	0.7	3.6
		처리방법	매 립	0.0	0.0	0.0	0.0	0.0	0.0	0.0	0.0	0.0	0.0	0.0	0.0	0.0	0.0	0.0	0.0	0.0	0.0	0.0	0.0	0.0	0.0	0.0	0.0	0.0	0.0	0.0	0.0	0.0	0.0	0.0	0.0
			소 각	12.1	12.1	11.9	0.0	0.1	0.2	0.0	0.6	11.0	0.2	0.0	0.0	0.0	0.2	0.0	0.0	0.0	0.0	0.0	0.0	0.0	0.0	0.0	0.0	0.0	0.0	0.0	0.0	0.0	0.0	0.0	0.0
			재활용	5.5	0.0	0.0	0.0	0.0	0.0	0.0	0.0	0.0	0.0	0.0	0.0	0.0	0.0	1.9	0.3	0.1	0.1	0.0	0.2	0.0	0.0	0.0	0.0	0.0	0.3	0.2	0.0	0.0	0.0	0.7	3.6
	고흥군	발생량		63.6	32.8	17.7	1.8	5.2	4.1	3.3	1.3	2.0	15.1	0.4	1.3	5.8	7.6	24.2	3.9	1.6	1.8	1.1	1.3	1.2	0.0	0.9	0.3	0.1	3.2	0.4	4.9	2.1	0.0	1.4	6.6
		처리방법	매 립	22.9	19.7	4.6	1.8	0.1	0.9	0.8	0.3	0.7	15.1	0.4	1.3	5.8	7.6	0.0	0.0	0.0	0.0	0.0	0.0	0.0	0.0	0.0	0.0	0.0	0.0	0.0	0.0	0.0	0.0	0.0	3.2
			소 각	12.3	12.3	12.3	0.0	4.9	3.2	2.5	0.8	0.9	0.0	0.0	0.0	0.0	0.0	0.0	0.0	0.0	0.0	0.0	0.0	0.0	0.0	0.0	0.0	0.0	0.0	0.0	0.0	0.0	0.0	0.0	0.0
			재활용	28.4	0.8	0.8	0.0	0.2	0.0	0.0	0.2	0.4	0.0	0.0	0.0	0.0	0.0	24.2	3.9	1.6	1.8	1.1	1.3	1.2	0.0	0.9	0.3	0.1	3.2	0.4	4.9	2.1	0.0	1.4	3.4
	보성군	발생량		32.9	16.2	14.4	1.5	11.1	0.2	0.0	0.1	1.5	1.8	0.2	0.0	0.0	1.6	13.8	1.3	0.2	0.4	0.6	0.3	0.3	0.0	0.0	0.0	0.0	3.3	0.2	7.2	0.0	0.0	0.0	2.9
		처리방법	매 립	1.8	1.8	0.0	0.0	0.0	0.0	0.0	0.0	0.0	1.8	0.2	0.0	0.0	1.6	0.0	0.0	0.0	0.0	0.0	0.0	0.0	0.0	0.0	0.0	0.0	0.0	0.0	0.0	0.0	0.0	0.0	0.0
			소 각	13.0	13.0	13.0	0.1	11.1	0.2	0.0	0.1	1.5	0.0	0.0	0.0	0.0	0.0	0.0	0.0	0.0	0.0	0.0	0.0	0.0	0.0	0.0	0.0	0.0	0.0	0.0	0.0	0.0	0.0	0.0	0.0
			재활용	18.1	1.4	1.4	1.4	0.0	0.0	0.0	0.0	0.0	0.0	0.0	0.0	0.0	0.0	13.8	1.3	0.2	0.4	0.6	0.3	0.3	0.0	0.0	0.0	0.0	3.3	0.2	7.2	0.0	0.0	0.0	2.9

(단위:톤/일)

구 분		발생량 및 처리현황		총계	종량제에 의한 혼합배출													재활용가능자원 분리배출																	남은 음식물류 배출(분리배출 지역일 경우)
					소계	가 연 성							불 연 성					소계	종이류	유리병류	캔류	합성수지류	플라스틱류	전자제품	전지류	타이어	윤활유	형광등	고철류	의류	영농폐기물	가구류	폐식용유	기타	
시도	시군구					소계	음식물채소류	종이류	나무류	고무피혁류	플라스틱류	기타	소계	유리류	금속류	토사류	기타																		
전남	화순군	발생량		42.7	22.6	10.0	0.0	1.3	1.7	0.4	1.7	4.9	12.6	1.4	0.2	7.0	4.0	9.9	2.5	0.9	0.2	0.8	0.9	0.2	0.1	0.1	0.0	0.1	0.3	0.1	1.0	1.0	0.0	1.7	10.2
		처리방법	매 립	14.3	14.3	5.2	0.0	0.6	0.5	0.2	0.7	3.2	9.1	1.0	0.1	6.0	2.0	0.0	0.0	0.0	0.0	0.0	0.0	0.0	0.0	0.0	0.0	0.0	0.0	0.0	0.0	0.0	0.0	0.0	0.0
			소 각	0.0	0.0	0.0	0.0	0.0	0.0	0.0	0.0	0.0	0.0	0.0	0.0	0.0	0.0	0.0	0.0	0.0	0.0	0.0	0.0	0.0	0.0	0.0	0.0	0.0	0.0	0.0	0.0	0.0	0.0	0.0	0.0
			재활용	28.4	8.3	4.8	0.0	0.7	1.2	0.2	1.0	1.7	3.5	0.4	0.1	1.0	2.0	9.9	2.5	0.9	0.2	0.8	0.9	0.2	0.1	0.1	0.0	0.1	0.3	0.1	1.0	1.0	0.0	1.7	10.2
	장흥군	발생량		32.9	13.9	8.7	0.0	2.6	0.3	0.5	3.1	2.2	5.2	2.1	1.5	0.7	0.9	13.5	1.8	1.6	0.8	0.4	0.7	0.1	0.3	0.0	0.0	0.1	2.3	0.2	4.1	0.4	0.0	0.7	5.5
		처리방법	매 립	10.4	4.9	0.0	0.0	0.0	0.0	0.0	0.0	0.0	4.9	2.0	1.4	0.7	0.8	0.0	0.0	0.0	0.0	0.0	0.0	0.0	0.0	0.0	0.0	0.0	0.0	0.0	0.0	0.0	0.0	0.0	5.5
			소 각	7.8	7.8	7.8	0.0	2.4	0.3	0.4	3.1	1.6	0.0	0.0	0.0	0.0	0.0	0.0	0.0	0.0	0.0	0.0	0.0	0.0	0.0	0.0	0.0	0.0	0.0	0.0	0.0	0.0	0.0	0.0	0.0
			재활용	14.7	1.2	0.9	0.0	0.2	0.0	0.1	0.0	0.6	0.3	0.1	0.1	0.0	0.1	13.5	1.8	1.6	0.8	0.4	0.7	0.1	0.3	0.0	0.0	0.1	2.3	0.2	4.1	0.4	0.0	0.7	0.0
	강진군	발생량		28.8	14.4	8.0	0.0	1.1	1.4	1.7	1.7	2.1	6.4	0.2	0.2	1.2	4.8	6.2	1.2	0.7	0.1	0.1	0.3	0.0	0.0	0.0	0.0	0.0	2.5	0.1	1.1	0.0	0.0	0.1	8.2
		처리방법	매 립	6.4	6.4	0.4	0.0	0.0	0.0	0.0	0.0	0.4	6.0	0.1	0.1	1.2	4.6	0.0	0.0	0.0	0.0	0.0	0.0	0.0	0.0	0.0	0.0	0.0	0.0	0.0	0.0	0.0	0.0	0.0	0.0
			소 각	7.4	7.4	7.4	0.0	1.0	1.4	1.6	1.7	1.7	0.0	0.0	0.0	0.0	0.0	0.0	0.0	0.0	0.0	0.0	0.0	0.0	0.0	0.0	0.0	0.0	0.0	0.0	0.0	0.0	0.0	0.0	0.0
			재활용	15.0	0.6	0.2	0.0	0.1	0.0	0.1	0.0	0.0	0.4	0.1	0.1	0.0	0.2	6.2	1.2	0.7	0.1	0.1	0.3	0.0	0.0	0.0	0.0	0.0	2.5	0.1	1.1	0.0	0.0	0.1	8.2
	해남군	발생량		56.1	19.5	13.5	0.0	5.7	2.0	1.2	2.8	1.8	6.0	1.1	1.6	2.0	1.3	27.0	1.5	1.0	0.4	0.1	1.0	0.5	0.1	0.0	0.0	0.2	0.5	0.0	21.2	0.0	0.0	0.5	9.6
		처리방법	매 립	11.2	11.2	5.5	0.0	0.7	1.6	1.0	0.8	1.4	5.7	1.0	1.5	2.0	1.2	0.0	0.0	0.0	0.0	0.0	0.0	0.0	0.0	0.0	0.0	0.0	0.0	0.0	0.0	0.0	0.0	0.0	0.0
			소 각	8.3	8.3	8.0	0.0	5.0	0.4	0.2	2.0	0.4	0.3	0.1	0.1	0.0	0.1	0.0	0.0	0.0	0.0	0.0	0.0	0.0	0.0	0.0	0.0	0.0	0.0	0.0	0.0	0.0	0.0	0.0	0.0
			재활용	36.6	0.0	0.0	0.0	0.0	0.0	0.0	0.0	0.0	0.0	0.0	0.0	0.0	0.0	27.0	1.5	1.0	0.4	0.1	1.0	0.5	0.1	0.0	0.0	0.2	0.5	0.0	21.2	0.0	0.0	0.5	9.6
	영암군	발생량		111.5	15.1	14.0	1.4	4.7	2.0	0.6	4.6	0.7	1.1	0.2	0.1	0.1	0.7	86.7	25.4	5.9	5.1	10.1	15.4	1.1	0.0	0.5	0.1	0.1	15.0	1.0	6.7	0.1	0.0	0.2	9.7
		처리방법	매 립	0.0	0.0	0.0	0.0	0.0	0.0	0.0	0.0	0.0	0.0	0.0	0.0	0.0	0.0	0.0	0.0	0.0	0.0	0.0	0.0	0.0	0.0	0.0	0.0	0.0	0.0	0.0	0.0	0.0	0.0	0.0	0.0
			소 각	21.1	15.1	14.0	1.4	4.7	2.0	0.6	4.6	0.7	1.1	0.2	0.1	0.1	0.7	0.0	0.0	0.0	0.0	0.0	0.0	0.0	0.0	0.0	0.0	0.0	0.0	0.0	0.0	0.0	0.0	0.0	6.0
			재활용	90.4	0.0	0.0	0.0	0.0	0.0	0.0	0.0	0.0	0.0	0.0	0.0	0.0	0.0	86.7	25.4	5.9	5.1	10.1	15.4	1.1	0.0	0.5	0.1	0.1	15.0	1.0	6.7	0.1	0.0	0.2	3.7
	무안군	발생량		67.6	26.8	18.3	0.7	2.0	2.1	0.2	5.4	7.9	8.5	0.9	1.0	2.9	3.7	24.5	3.3	2.2	0.4	0.0	1.8	0.1	0.0	0.0	0.0	0.1	4.3	0.0	11.4	0.5	0.0	0.4	16.3
		처리방법	매 립	5.8	5.8	0.0	0.0	0.0	0.0	0.0	0.0	0.0	5.8	0.9	1.0	2.3	1.6	0.0	0.0	0.0	0.0	0.0	0.0	0.0	0.0	0.0	0.0	0.0	0.0	0.0	0.0	0.0	0.0	0.0	0.0
			소 각	30.9	18.0	18.0	0.7	2.0	2.1	0.2	5.1	7.9	0.0	0.0	0.0	0.0	0.0	0.0	0.0	0.0	0.0	0.0	0.0	0.0	0.0	0.0	0.0	0.0	0.0	0.0	0.0	0.0	0.0	0.0	12.9
			재활용	30.9	3.0	0.3	0.0	0.0	0.0	0.0	0.3	0.0	2.7	0.0	0.0	0.6	2.1	24.5	3.3	2.2	0.4	0.0	1.8	0.1	0.0	0.0	0.0	0.1	4.3	0.0	11.4	0.5	0.0	0.4	3.4
	함평군	발생량		17.2	10.0	9.4	0.0	3.1	0.6	0.2	2.5	3.0	0.6	0.1	0.1	0.2	0.2	3.6	0.2	0.5	0.1	0.1	0.2	0.0	0.0	0.0	0.0	0.0	0.0	0.0	2.4	0.0	0.0	0.1	3.6
		처리방법	매 립	4.0	0.4	0.0	0.0	0.0	0.0	0.0	0.0	0.0	0.4	0.0	0.1	0.2	0.1	0.0	0.0	0.0	0.0	0.0	0.0	0.0	0.0	0.0	0.0	0.0	0.0	0.0	0.0	0.0	0.0	0.0	3.6
			소 각	8.2	8.2	8.2	0.0	2.9	0.4	0.2	2.2	2.5	0.0	0.0	0.0	0.0	0.0	0.0	0.0	0.0	0.0	0.0	0.0	0.0	0.0	0.0	0.0	0.0	0.0	0.0	0.0	0.0	0.0	0.0	0.0
			재활용	5.0	1.4	1.2	0.0	0.2	0.2	0.0	0.3	0.5	0.2	0.1	0.0	0.0	0.1	3.6	0.2	0.5	0.1	0.1	0.2	0.0	0.0	0.0	0.0	0.0	0.0	0.0	2.4	0.0	0.0	0.1	0.0
	영광군	발생량		49.2	25.0	21.7	0.9	10.0	0.3	0.1	3.6	6.8	3.3	0.3	0.2	1.1	1.7	18.3	3.0	0.8	0.4	0.8	2.1	0.6	0.0	0.0	0.0	0.0	6.7	0.0	3.9	0.0	0.0	0.0	5.9
		처리방법	매 립	3.2	3.2	0.0	0.0	0.0	0.0	0.0	0.0	0.0	3.2	0.2	0.2	1.1	1.7	0.0	0.0	0.0	0.0	0.0	0.0	0.0	0.0	0.0	0.0	0.0	0.0	0.0	0.0	0.0	0.0	0.0	0.0
			소 각	27.6	21.7	21.7	0.9	10.0	0.3	0.1	3.6	6.8	0.0	0.0	0.0	0.0	0.0	0.0	0.0	0.0	0.0	0.0	0.0	0.0	0.0	0.0	0.0	0.0	0.0	0.0	0.0	0.0	0.0	0.0	5.9
			재활용	18.4	0.1	0.0	0.0	0.0	0.0	0.0	0.0	0.0	0.1	0.1	0.0	0.0	0.0	18.3	3.0	0.8	0.4	0.8	2.1	0.6	0.0	0.0	0.0	0.0	6.7	0.0	3.9	0.0	0.0	0.0	0.0
	장성군	발생량		23.9	16.8	15.1	0.4	6.2	3.3	0.9	0.3	4.0	1.7	0.3	0.3	0.3	0.8	2.2	0.1	0.6	0.1	0.1	0.2	0.1	0.0	0.0	0.0	0.0	0.2	0.0	0.8	0.0	0.0	0.0	4.9
		처리방법	매 립	3.5	0.4	0.0	0.0	0.0	0.0	0.0	0.0	0.0	0.4	0.0	0.0	0.0	0.4	0.0	0.0	0.0	0.0	0.0	0.0	0.0	0.0	0.0	0.0	0.0	0.0	0.0	0.0	0.0	0.0	0.0	3.1
			소 각	16.4	16.4	15.1	0.4	6.2	3.3	0.9	0.3	4.0	1.3	0.3	0.3	0.3	0.4	0.0	0.0	0.0	0.0	0.0	0.0	0.0	0.0	0.0	0.0	0.0	0.0	0.0	0.0	0.0	0.0	0.0	0.0
			재활용	4.0	0.0	0.0	0.0	0.0	0.0	0.0	0.0	0.0	0.0	0.0	0.0	0.0	0.0	2.2	0.1	0.6	0.1	0.1	0.2	0.1	0.0	0.0	0.0	0.0	0.2	0.0	0.8	0.0	0.0	0.0	1.8
	완도군	발생량		52.4	38.1	37.2	4.8	9.6	2.2	8.9	2.5	9.2	0.9	0.3	0.2	0.2	0.2	11.6	1.1	0.3	0.3	6.4	0.2	0.6	0.0	0.0	0.0	0.0	1.3	0.2	0.6	0.1	0.3	0.2	2.7
		처리방법	매 립	4.9	4.9	4.0	0.7	0.3	0.2	0.5	0.8	1.5	0.9	0.3	0.2	0.2	0.2	0.0	0.0	0.0	0.0	0.0	0.0	0.0	0.0	0.0	0.0	0.0	0.0	0.0	0.0	0.0	0.0	0.0	0.0
			소 각	33.9	31.5	31.5	3.7	9.3	1.9	8.4	1.7	6.5	0.0	0.0	0.0	0.0	0.0	0.0	0.0	0.0	0.0	0.0	0.0	0.0	0.0	0.0	0.0	0.0	0.0	0.0	0.0	0.0	0.0	0.0	2.4
			재활용	13.6	1.7	1.7	0.4	0.0	0.1	0.0	0.0	1.2	0.0	0.0	0.0	0.0	0.0	11.6	1.1	0.3	0.3	6.4	0.2	0.6	0.0	0.0	0.0	0.0	1.3	0.2	0.6	0.1	0.3	0.2	0.3
	진도군	발생량		46.5	25.7	18.7	2.1	3.3	2.4	0.6	7.0	3.3	7.0	0.0	0.0	0.0	7.0	20.1	2.1	0.6	0.1	0.1	0.2	0.3	0.0	0.0	0.0	0.0	11.4	0.0	5.3	0.0	0.0	0.0	0.7
		처리방법	매 립	2.0	2.0	0.0	0.0	0.0	0.0	0.0	0.0	0.0	2.0	0.0	0.0	0.0	2.0	0.0	0.0	0.0	0.0	0.0	0.0	0.0	0.0	0.0	0.0	0.0	0.0	0.0	0.0	0.0	0.0	0.0	0.0
			소 각	15.6	15.6	15.6	2.1	3.3	1.3	0.6	5.0	3.3	0.0	0.0	0.0	0.0	0.0	0.0	0.0	0.0	0.0	0.0	0.0	0.0	0.0	0.0	0.0	0.0	0.0	0.0	0.0	0.0	0.0	0.0	0.0
			재활용	28.9	8.1	3.1	0.0	0.0	1.1	0.0	2.0	0.0	5.0	0.0	0.0	0.0	5.0	20.1	2.1	0.6	0.1	0.1	0.2	0.3	0.0	0.0	0.0	0.0	11.4	0.0	5.3	0.0	0.0	0.0	0.7
	신안군	발생량		42.3	23.7	22.9	0.0	0.5	0.5	0.0	0.2	21.7	0.8	0.0	0.0	0.0	0.8	11.4	0.8	0.3	0.1	0.1	0.4	0.1	0.0	0.0	0.0	0.0	1.7	0.1	7.7	0.1	0.0	0.0	7.2
		처리방법	매 립	3.1	1.0	0.3	0.0	0.0	0.0	0.0	0.0	0.3	0.7	0.0	0.0	0.0	0.7	0.0	0.0	0.0	0.0	0.0	0.0	0.0	0.0	0.0	0.0	0.0	0.0	0.0	0.0	0.0	0.0	0.0	2.1
			소 각	22.4	22.1	22.1	0.0	0.1	0.4	0.0	0.2	21.4	0.0	0.0	0.0	0.0	0.0	0.0	0.0	0.0	0.0	0.0	0.0	0.0	0.0	0.0	0.0	0.0	0.0	0.0	0.0	0.0	0.0	0.0	0.3
			재활용	16.8	0.6	0.5	0.0	0.4	0.1	0.0	0.0	0.0	0.1	0.0	0.0	0.0	0.1	11.4	0.8	0.3	0.1	0.1	0.4	0.1	0.0	0.0	0.0	0.0	1.7	0.1	7.7	0.1	0.0	0.0	4.8

(단위:톤/일)

구 분		발생량 및 처리현황		총계	종량제에 의한 혼합배출													재활용가능자원 분리배출																	남은 음식물류 배출(분리배출 지역일 경우)
					소계	가 연 성							불 연 성					소계	종이류	유리병류	캔류	합성수지류	플라스틱류	전자제품	전지류	타이어	윤활유	형광등	고철류	의류	영농폐기물	가구류	폐식용유	기타	
시도	시군구					소계	음식물채소류	종이류	나무류	고무피혁류	플라스틱류	기타	소계	유리류	금속류	토사류	기타																		
경북	소계	발생량		2,804.4	1,649.5	1,344.5	21.4	433.0	189.7	60.3	277.9	362.2	305.0	31.3	31.3	72.9	169.5	626.6	201.6	37.7	11.3	21.7	31.1	8.4	0.4	0.1	0.0	1.8	134.0	8.2	90.0	13.9	1.5	64.9	528.3
		처리방법	매 립	684.7	677.6	439.7	3.3	212.3	38.3	17.6	79.1	89.1	237.9	27.4	27.0	53.8	129.7	0.0	0.0	0.0	0.0	0.0	0.0	0.0	0.0	0.0	0.0	0.0	0.0	0.0	0.0	0.0	0.0	0.0	7.1
			소 각	718.4	672.0	638.1	6.8	178.6	74.9	40.4	107.9	229.5	33.9	3.2	3.9	17.5	9.3	0.0	0.0	0.0	0.0	0.0	0.0	0.0	0.0	0.0	0.0	0.0	0.0	0.0	0.0	0.0	0.0	0.0	46.4
			재활용	1,401.3	299.9	266.7	11.3	42.1	76.5	2.3	90.9	43.6	33.2	0.7	0.4	1.6	30.5	626.6	201.6	37.7	11.3	21.7	31.1	8.4	0.4	0.1	0.0	1.8	134.0	8.2	90.0	13.9	1.5	64.9	474.8
	포항시	발생량		762.5	388.5	328.3	0.0	187.4	38.2	7.1	63.4	32.2	60.2	2.7	14.9	22.1	20.5	213.3	101.4	4.3	1.2	0.5	3.2	0.0	0.0	0.0	0.0	0.0	70.0	1.6	19.2	0.0	1.4	10.5	160.7
		처리방법	매 립	298.0	298.0	253.3	0.0	157.0	25.3	5.5	51.0	14.5	44.7	2.3	11.2	14.7	16.5	0.0	0.0	0.0	0.0	0.0	0.0	0.0	0.0	0.0	0.0	0.0	0.0	0.0	0.0	0.0	0.0	0.0	0.0
			소 각	64.6	64.6	49.1	0.0	14.4	10.3	1.0	7.3	16.1	15.5	0.4	3.7	7.4	4.0	0.0	0.0	0.0	0.0	0.0	0.0	0.0	0.0	0.0	0.0	0.0	0.0	0.0	0.0	0.0	0.0	0.0	0.0
			재활용	399.9	25.9	25.9	0.0	16.0	2.6	0.6	5.1	1.6	0.0	0.0	0.0	0.0	0.0	213.3	101.4	4.3	1.2	0.5	3.2	0.0	0.0	0.0	0.0	0.0	70.0	1.6	19.2	0.0	1.4	10.5	160.7
	경주시	발생량		272.4	134.9	113.8	0.0	20.3	11.5	4.4	7.3	70.3	21.1	2.4	0.9	5.9	11.9	79.5	21.2	8.3	4.1	1.2	6.5	6.2	0.1	0.0	0.0	0.8	19.6	2.2	5.0	2.8	0.1	1.4	58.0
		처리방법	매 립	21.1	21.1	0.0	0.0	0.0	0.0	0.0	0.0	0.0	21.1	2.4	0.9	5.9	11.9	0.0	0.0	0.0	0.0	0.0	0.0	0.0	0.0	0.0	0.0	0.0	0.0	0.0	0.0	0.0	0.0	0.0	0.0
			소 각	113.8	113.8	113.8	0.0	20.3	11.5	4.4	7.3	70.3	0.0	0.0	0.0	0.0	0.0	0.0	0.0	0.0	0.0	0.0	0.0	0.0	0.0	0.0	0.0	0.0	0.0	0.0	0.0	0.0	0.0	0.0	0.0
			재활용	137.5	0.0	0.0	0.0	0.0	0.0	0.0	0.0	0.0	0.0	0.0	0.0	0.0	0.0	79.5	21.2	8.3	4.1	1.2	6.5	6.2	0.1	0.0	0.0	0.8	19.6	2.2	5.0	2.8	0.1	1.4	58.0
	김천시	발생량		119.0	82.4	42.4	11.3	8.8	7.3	3.9	5.0	6.1	40.0	2.8	0.2	10.1	26.9	36.6	7.2	1.5	0.2	6.2	6.0	0.0	0.0	0.0	0.0	0.0	0.1	0.0	5.8	4.4	0.0	5.2	0.0
		처리방법	매 립	14.7	14.7	5.5	0.0	2.2	0.0	0.0	0.9	2.4	9.2	0.0	0.0	0.0	9.2	0.0	0.0	0.0	0.0	0.0	0.0	0.0	0.0	0.0	0.0	0.0	0.0	0.0	0.0	0.0	0.0	0.0	0.0
			소 각	41.5	41.5	25.6	0.0	6.6	7.3	3.9	4.1	3.7	15.9	2.8	0.2	10.1	2.8	0.0	0.0	0.0	0.0	0.0	0.0	0.0	0.0	0.0	0.0	0.0	0.0	0.0	0.0	0.0	0.0	0.0	0.0
			재활용	62.8	26.2	11.3	11.3	0.0	0.0	0.0	0.0	0.0	14.9	0.0	0.0	0.0	14.9	36.6	7.2	1.5	0.2	6.2	6.0	0.0	0.0	0.0	0.0	0.0	0.1	0.0	5.8	4.4	0.0	5.2	0.0
	안동시	발생량		278.2	198.0	168.3	0.0	24.0	23.9	1.0	83.3	36.1	29.7	0.7	1.6	11.9	15.5	35.4	10.4	0.5	0.1	0.1	0.6	0.0	0.0	0.0	0.0	0.0	10.6	0.3	11.6	0.0	0.0	1.2	44.8
		처리방법	매 립	31.2	31.2	1.7	0.0	0.0	0.0	0.0	0.0	1.7	29.5	0.7	1.6	11.7	15.5	0.0	0.0	0.0	0.0	0.0	0.0	0.0	0.0	0.0	0.0	0.0	0.0	0.0	0.0	0.0	0.0	0.0	0.0
			소 각	0.0	0.0	0.0	0.0	0.0	0.0	0.0	0.0	0.0	0.0	0.0	0.0	0.0	0.0	0.0	0.0	0.0	0.0	0.0	0.0	0.0	0.0	0.0	0.0	0.0	0.0	0.0	0.0	0.0	0.0	0.0	0.0
			재활용	247.0	166.8	166.6	0.0	24.0	23.9	1.0	83.3	34.4	0.2	0.0	0.0	0.2	0.0	35.4	10.4	0.5	0.1	0.1	0.6	0.0	0.0	0.0	0.0	0.0	10.6	0.3	11.6	0.0	0.0	1.2	44.8
	구미시	발생량		249.2	151.7	141.9	0.0	58.9	6.1	6.2	34.9	35.8	9.8	3.6	3.7	0.6	1.9	37.1	21.7	5.2	0.1	3.3	1.1	0.0	0.0	0.0	0.0	0.1	1.3	2.5	1.8	0.0	0.0	0.0	60.4
		처리방법	매 립	9.8	9.8	0.0	0.0	0.0	0.0	0.0	0.0	0.0	9.8	3.6	3.7	0.6	1.9	0.0	0.0	0.0	0.0	0.0	0.0	0.0	0.0	0.0	0.0	0.0	0.0	0.0	0.0	0.0	0.0	0.0	0.0
			소 각	137.6	137.6	137.6	0.0	58.9	6.1	6.2	34.9	31.5	0.0	0.0	0.0	0.0	0.0	0.0	0.0	0.0	0.0	0.0	0.0	0.0	0.0	0.0	0.0	0.0	0.0	0.0	0.0	0.0	0.0	0.0	0.0
			재활용	101.8	4.3	4.3	0.0	0.0	0.0	0.0	0.0	4.3	0.0	0.0	0.0	0.0	0.0	37.1	21.7	5.2	0.1	3.3	1.1	0.0	0.0	0.0	0.0	0.1	1.3	2.5	1.8	0.0	0.0	0.0	60.4
	영주시	발생량		172.4	97.7	64.6	0.0	24.4	2.1	3.1	3.5	31.5	33.1	1.3	1.0	0.5	30.3	48.5	13.5	2.5	1.3	0.4	3.2	0.2	0.1	0.0	0.0	0.1	12.2	0.3	11.9	0.3	0.0	2.5	26.2
		처리방법	매 립	93.6	93.6	61.4	0.0	22.7	2.1	2.8	3.1	30.7	32.2	1.0	0.8	0.5	29.9	0.0	0.0	0.0	0.0	0.0	0.0	0.0	0.0	0.0	0.0	0.0	0.0	0.0	0.0	0.0	0.0	0.0	0.0
			소 각	0.0	0.0	0.0	0.0	0.0	0.0	0.0	0.0	0.0	0.0	0.0	0.0	0.0	0.0	0.0	0.0	0.0	0.0	0.0	0.0	0.0	0.0	0.0	0.0	0.0	0.0	0.0	0.0	0.0	0.0	0.0	0.0
			재활용	78.8	4.1	3.2	0.0	1.7	0.0	0.3	0.4	0.8	0.9	0.3	0.2	0.0	0.4	48.5	13.5	2.5	1.3	0.4	3.2	0.2	0.1	0.0	0.0	0.1	12.2	0.3	11.9	0.3	0.0	2.5	26.2
	영천시	발생량		61.2	37.8	36.8	0.0	2.0	2.1	2.0	1.0	29.7	1.0	0.0	0.0	0.0	1.0	8.6	0.1	1.4	0.1	0.9	0.6	0.1	0.0	0.0	0.0	0.0	0.1	0.0	0.0	0.1	0.0	5.2	14.8
		처리방법	매 립	1.0	1.0	0.0	0.0	0.0	0.0	0.0	0.0	0.0	1.0	0.0	0.0	0.0	1.0	0.0	0.0	0.0	0.0	0.0	0.0	0.0	0.0	0.0	0.0	0.0	0.0	0.0	0.0	0.0	0.0	0.0	0.0
			소 각	36.8	36.8	36.8	0.0	2.0	2.1	2.0	1.0	29.7	0.0	0.0	0.0	0.0	0.0	0.0	0.0	0.0	0.0	0.0	0.0	0.0	0.0	0.0	0.0	0.0	0.0	0.0	0.0	0.0	0.0	0.0	0.0
			재활용	23.4	0.0	0.0	0.0	0.0	0.0	0.0	0.0	0.0	0.0	0.0	0.0	0.0	0.0	8.6	0.1	1.4	0.1	0.9	0.6	0.1	0.0	0.0	0.0	0.0	0.1	0.0	0.0	0.1	0.0	5.2	14.8
	상주시	발생량		85.0	68.1	54.5	0.3	16.6	22.6	3.6	5.3	6.1	13.6	4.5	0.6	1.5	7.0	7.9	0.1	0.5	0.0	0.1	0.2	0.0	0.0	0.0	0.0	0.1	4.2	0.4	0.0	2.3	0.0	0.0	9.0
		처리방법	매 립	8.1	8.1	0.3	0.0	0.0	0.0	0.0	0.0	0.3	7.8	4.5	0.6	1.5	1.2	0.0	0.0	0.0	0.0	0.0	0.0	0.0	0.0	0.0	0.0	0.0	0.0	0.0	0.0	0.0	0.0	0.0	0.0
			소 각	39.9	39.9	39.9	0.3	16.6	8.8	3.6	4.8	5.8	0.0	0.0	0.0	0.0	0.0	0.0	0.0	0.0	0.0	0.0	0.0	0.0	0.0	0.0	0.0	0.0	0.0	0.0	0.0	0.0	0.0	0.0	0.0
			재활용	37.0	20.1	14.3	0.0	0.0	13.8	0.0	0.5	0.0	5.8	0.0	0.0	0.0	5.8	7.9	0.1	0.5	0.0	0.1	0.2	0.0	0.0	0.0	0.0	0.1	4.2	0.4	0.0	2.3	0.0	0.0	9.0
	문경시	발생량		112.3	56.1	44.2	0.0	7.8	7.0	13.9	8.9	6.6	11.9	5.1	3.3	0.0	3.5	36.8	5.9	1.8	2.4	4.7	5.8	0.0	0.0	0.0	0.0	0.0	10.9	0.0	3.6	0.0	0.0	1.7	19.4
		처리방법	매 립	28.9	28.9	17.0	0.0	2.5	3.3	5.9	2.6	2.7	11.9	5.1	3.3	0.0	3.5	0.0	0.0	0.0	0.0	0.0	0.0	0.0	0.0	0.0	0.0	0.0	0.0	0.0	0.0	0.0	0.0	0.0	0.0
			소 각	45.7	27.2	27.2	0.0	5.3	3.7	8.0	6.3	3.9	0.0	0.0	0.0	0.0	0.0	0.0	0.0	0.0	0.0	0.0	0.0	0.0	0.0	0.0	0.0	0.0	0.0	0.0	0.0	0.0	0.0	0.0	18.5
			재활용	37.7	0.0	0.0	0.0	0.0	0.0	0.0	0.0	0.0	0.0	0.0	0.0	0.0	0.0	36.8	5.9	1.8	2.4	4.7	5.8	0.0	0.0	0.0	0.0	0.0	10.9	0.0	3.6	0.0	0.0	1.7	0.9
	경산시	발생량		172.0	98.1	88.9	0.0	33.7	4.0	1.0	27.1	23.1	9.2	2.5	2.1	0.8	3.8	10.3	2.0	3.2	0.2	0.3	0.7	0.1	0.0	0.0	0.0	0.0	0.5	0.0	0.0	3.2	0.0	0.1	63.6
		처리방법	매 립	61.6	61.6	52.7	0.0	21.9	1.0	0.6	13.7	15.5	8.9	2.5	2.1	0.8	3.5	0.0	0.0	0.0	0.0	0.0	0.0	0.0	0.0	0.0	0.0	0.0	0.0	0.0	0.0	0.0	0.0	0.0	0.0
			소 각	35.8	35.8	35.8	0.0	11.8	3.0	0.4	13.0	7.6	0.0	0.0	0.0	0.0	0.0	0.0	0.0	0.0	0.0	0.0	0.0	0.0	0.0	0.0	0.0	0.0	0.0	0.0	0.0	0.0	0.0	0.0	0.0
			재활용	74.6	0.7	0.4	0.0	0.0	0.0	0.0	0.4	0.0	0.3	0.0	0.0	0.0	0.3	10.3	2.0	3.2	0.2	0.3	0.7	0.1	0.0	0.0	0.0	0.0	0.5	0.0	0.0	3.2	0.0	0.1	63.6
	군위군	발생량		17.4	10.0	6.5	0.0	1.8	1.5	1.0	1.3	0.9	3.5	0.4	0.4	0.6	2.1	6.1	0.3	0.3	0.0	0.0	0.1	0.1	0.0	0.0	0.0	0.0	1.0	0.0	3.6	0.0	0.0	0.7	1.3
		처리방법	매 립	7.2	6.9	3.4	0.0	0.9	0.6	0.6	0.8	0.5	3.5	0.4	0.4	0.6	2.1	0.0	0.0	0.0	0.0	0.0	0.0	0.0	0.0	0.0	0.0	0.0	0.0	0.0	0.0	0.0	0.0	0.0	0.3
			소 각	3.1	3.1	3.1	0.0	0.9	0.9	0.4	0.5	0.4	0.0	0.0	0.0	0.0	0.0	0.0	0.0	0.0	0.0	0.0	0.0	0.0	0.0	0.0	0.0	0.0	0.0	0.0	0.0	0.0	0.0	0.0	0.0
			재활용	7.1	0.0	0.0	0.0	0.0	0.0	0.0	0.0	0.0	0.0	0.0	0.0	0.0	0.0	6.1	0.3	0.3	0.0	0.0	0.1	0.1	0.0	0.0	0.0	0.0	1.0	0.0	3.6	0.0	0.0	0.7	1.0

(단위:톤/일)

구 분		발생량 및 처리현황		총계	종량제에 의한 혼합배출													재활용가능자원 분리배출																	남은 음식물류 배출(분리배출 지역일 경우)
					소계	가 연 성							불 연 성					소계	종이류	유리병류	캔류	합성수지류	플라스틱류	전자제품	전지류	타이어	윤활유	형광등	고철류	의류	영농폐기물	가구류	폐식용유	기타	
시도	시군구					소계	음식물채소류	종이류	나무류	고무피혁류	플라스틱류	기타	소계	유리류	금속류	토사류	기타																		
경북	의성군	발생량		42.4	29.2	18.1	0.0	4.2	6.2	1.9	3.4	2.4	11.1	0.7	0.3	1.1	9.0	9.4	0.1	0.4	0.1	0.1	0.1	0.6	0.0	0.0	0.0	0.0	0.1	0.1	7.6	0.2	0.0	0.0	3.8
		처리방법	매 립	15.6	13.3	5.0	0.0	0.6	0.8	1.1	1.0	1.5	8.3	0.5	0.3	1.0	6.5	0.0	0.0	0.0	0.0	0.0	0.0	0.0	0.0	0.0	0.0	0.0	0.0	0.0	0.0	0.0	0.0	0.0	2.3
			소 각	13.3	12.1	9.6	0.0	3.5	2.7	0.6	2.4	0.4	2.5	0.0	0.0	0.0	2.5	0.0	0.0	0.0	0.0	0.0	0.0	0.0	0.0	0.0	0.0	0.0	0.0	0.0	0.0	0.0	0.0	0.0	1.2
			재활용	13.5	3.8	3.5	0.0	0.1	2.7	0.2	0.0	0.5	0.3	0.2	0.0	0.1	0.0	9.4	0.1	0.4	0.1	0.1	0.1	0.6	0.0	0.0	0.0	0.0	0.1	0.1	7.6	0.2	0.0	0.0	0.3
	청송군	발생량		24.9	20.7	17.3	2.4	2.7	4.6	1.0	3.2	3.4	3.4	0.2	0.2	0.8	2.2	3.7	0.1	0.2	0.0	0.0	0.1	0.0	0.0	0.0	0.0	0.0	0.2	0.0	3.1	0.0	0.0	0.0	0.5
		처리방법	매 립	2.5	2.5	0.6	0.2	0.0	0.1	0.0	0.0	0.3	1.9	0.2	0.2	0.8	0.7	0.0	0.0	0.0	0.0	0.0	0.0	0.0	0.0	0.0	0.0	0.0	0.0	0.0	0.0	0.0	0.0	0.0	0.0
			소 각	14.0	14.0	14.0	2.2	2.7	1.8	1.0	3.2	3.1	0.0	0.0	0.0	0.0	0.0	0.0	0.0	0.0	0.0	0.0	0.0	0.0	0.0	0.0	0.0	0.0	0.0	0.0	0.0	0.0	0.0	0.0	0.0
			재활용	8.4	4.2	2.7	0.0	0.0	2.7	0.0	0.0	0.0	1.5	0.0	0.0	0.0	1.5	3.7	0.1	0.2	0.0	0.0	0.1	0.0	0.0	0.0	0.0	0.0	0.2	0.0	3.1	0.0	0.0	0.0	0.5
	영양군	발생량		13.1	9.0	2.5	0.4	0.5	0.3	0.2	0.2	0.9	6.5	0.5	0.2	1.7	4.1	2.5	1.1	0.6	0.1	0.0	0.4	0.1	0.0	0.0	0.0	0.0	0.2	0.0	0.0	0.0	0.0	0.0	1.6
		처리방법	매 립	9.4	7.8	1.3	0.4	0.3	0.0	0.0	0.0	0.6	6.5	0.5	0.2	1.7	4.1	0.0	0.0	0.0	0.0	0.0	0.0	0.0	0.0	0.0	0.0	0.0	0.0	0.0	0.0	0.0	0.0	0.0	1.6
			소 각	1.2	1.2	1.2	0.0	0.2	0.3	0.2	0.2	0.3	0.0	0.0	0.0	0.0	0.0	0.0	0.0	0.0	0.0	0.0	0.0	0.0	0.0	0.0	0.0	0.0	0.0	0.0	0.0	0.0	0.0	0.0	0.0
			재활용	2.5	0.0	0.0	0.0	0.0	0.0	0.0	0.0	0.0	0.0	0.0	0.0	0.0	0.0	2.5	1.1	0.6	0.1	0.0	0.4	0.1	0.0	0.0	0.0	0.0	0.2	0.0	0.0	0.0	0.0	0.0	0.0
	영덕군	발생량		50.0	40.8	34.9	3.0	0.2	9.0	0.0	1.4	21.3	5.9	0.3	0.1	1.0	4.5	2.5	0.1	0.2	0.0	0.1	0.0	0.5	0.0	0.0	0.0	0.0	0.0	0.0	1.5	0.1	0.0	0.0	6.7
		처리방법	매 립	16.1	16.1	10.2	0.0	0.0	2.0	0.0	0.0	8.2	5.9	0.3	0.1	1.0	4.5	0.0	0.0	0.0	0.0	0.0	0.0	0.0	0.0	0.0	0.0	0.0	0.0	0.0	0.0	0.0	0.0	0.0	0.0
			소 각	24.1	18.2	18.2	3.0	0.2	1.5	0.0	0.4	13.1	0.0	0.0	0.0	0.0	0.0	0.0	0.0	0.0	0.0	0.0	0.0	0.0	0.0	0.0	0.0	0.0	0.0	0.0	0.0	0.0	0.0	0.0	5.9
			재활용	9.8	6.5	6.5	0.0	0.0	5.5	0.0	1.0	0.0	0.0	0.0	0.0	0.0	0.0	2.5	0.1	0.2	0.0	0.1	0.0	0.5	0.0	0.0	0.0	0.0	0.0	0.0	1.5	0.1	0.0	0.0	0.8
	청도군	발생량		19.5	7.6	6.5	0.0	1.2	0.8	0.3	0.5	3.7	1.1	0.2	0.1	0.5	0.3	6.8	0.4	0.7	0.1	0.3	0.1	0.1	0.0	0.0	0.0	0.5	0.5	0.6	0.9	0.4	0.0	2.2	5.1
		처리방법	매 립	2.0	1.9	1.0	0.0	0.2	0.2	0.0	0.1	0.5	0.9	0.1	0.0	0.5	0.3	0.0	0.0	0.0	0.0	0.0	0.0	0.0	0.0	0.0	0.0	0.0	0.0	0.0	0.0	0.0	0.0	0.0	0.1
			소 각	5.3	5.3	5.3	0.0	0.9	0.6	0.3	0.4	3.1	0.0	0.0	0.0	0.0	0.0	0.0	0.0	0.0	0.0	0.0	0.0	0.0	0.0	0.0	0.0	0.0	0.0	0.0	0.0	0.0	0.0	0.0	0.0
			재활용	12.2	0.4	0.2	0.0	0.1	0.0	0.0	0.0	0.1	0.2	0.1	0.1	0.0	0.0	6.8	0.4	0.7	0.1	0.3	0.1	0.1	0.0	0.0	0.0	0.5	0.5	0.6	0.9	0.4	0.0	2.2	5.0
	고령군	발생량		17.5	14.9	11.0	0.5	1.3	1.2	0.7	0.6	6.7	3.9	0.3	0.2	0.4	3.0	0.2	0.0	0.2	0.0	0.0	0.0	0.0	0.0	0.0	0.0	0.0	0.0	0.0	0.0	0.0	0.0	0.0	2.4
		처리방법	매 립	8.1	8.1	4.2	0.4	0.2	0.2	0.2	0.2	3.0	3.9	0.3	0.2	0.4	3.0	0.0	0.0	0.0	0.0	0.0	0.0	0.0	0.0	0.0	0.0	0.0	0.0	0.0	0.0	0.0	0.0	0.0	0.0
			소 각	6.7	6.7	6.7	0.1	1.1	1.0	0.5	0.4	3.6	0.0	0.0	0.0	0.0	0.0	0.0	0.0	0.0	0.0	0.0	0.0	0.0	0.0	0.0	0.0	0.0	0.0	0.0	0.0	0.0	0.0	0.0	0.0
			재활용	2.7	0.1	0.1	0.0	0.0	0.0	0.0	0.0	0.1	0.0	0.0	0.0	0.0	0.0	0.2	0.0	0.2	0.0	0.0	0.0	0.0	0.0	0.0	0.0	0.0	0.0	0.0	0.0	0.0	0.0	0.0	2.4
	성주군	발생량		25.6	19.3	13.2	0.5	0.5	0.7	0.5	1.1	9.9	5.9	0.5	0.4	0.5	4.5	2.8	1.6	0.6	0.1	0.1	0.1	0.2	0.0	0.0	0.0	0.1	0.0	0.0	0.0	0.0	0.0	0.0	3.5
		처리방법	매 립	6.0	5.9	0.0	0.0	0.0	0.0	0.0	0.0	0.0	5.9	0.5	0.4	0.5	4.5	0.0	0.0	0.0	0.0	0.0	0.0	0.0	0.0	0.0	0.0	0.0	0.0	0.0	0.0	0.0	0.0	0.0	0.1
			소 각	13.2	13.2	13.2	0.5	0.7	0.7	0.5	1.0	9.8	0.0	0.0	0.0	0.0	0.0	0.0	0.0	0.0	0.0	0.0	0.0	0.0	0.0	0.0	0.0	0.0	0.0	0.0	0.0	0.0	0.0	0.0	0.0
			재활용	6.4	0.2	0.2	0.0	0.0	0.0	0.0	0.1	0.1	0.0	0.0	0.0	0.0	0.0	2.8	1.6	0.6	0.1	0.1	0.1	0.2	0.0	0.0	0.0	0.1	0.0	0.0	0.0	0.0	0.0	0.0	3.4
	칠곡군	발생량		112.0	81.8	71.9	0.4	13.8	17.9	5.5	12.9	21.4	9.9	0.0	0.0	8.5	1.4	11.6	5.6	1.8	0.6	0.9	1.3	0.0	0.0	0.0	0.0	0.0	0.0	0.0	0.3	0.0	0.0	1.1	18.6
		처리방법	매 립	8.6	8.6	0.0	0.0	0.0	0.0	0.0	0.0	0.0	8.6	0.0	0.0	8.5	0.1	0.0	0.0	0.0	0.0	0.0	0.0	0.0	0.0	0.0	0.0	0.0	0.0	0.0	0.0	0.0	0.0	0.0	0.0
			소 각	77.1	61.5	61.5	0.4	13.8	9.2	5.5	12.9	19.7	0.0	0.0	0.0	0.0	0.0	0.0	0.0	0.0	0.0	0.0	0.0	0.0	0.0	0.0	0.0	0.0	0.0	0.0	0.0	0.0	0.0	0.0	15.6
			재활용	26.3	11.7	10.4	0.0	0.0	8.7	0.0	0.0	1.7	1.3	0.0	0.0	0.0	1.3	11.6	5.6	1.8	0.6	0.9	1.3	0.0	0.0	0.0	0.0	0.0	0.0	0.0	0.3	0.0	0.0	1.1	3.0
	예천군	발생량		90.4	43.6	32.8	0.0	8.3	17.6	1.0	1.2	4.7	10.8	0.0	0.0	1.5	9.3	41.2	0.7	0.5	0.0	2.3	0.3	0.0	0.0	0.1	0.0	0.0	0.5	0.0	4.6	0.0	0.0	32.2	5.6
		처리방법	매 립	4.6	4.6	0.0	0.0	0.0	0.0	0.0	0.0	0.0	4.6	0.0	0.0	0.2	4.4	0.0	0.0	0.0	0.0	0.0	0.0	0.0	0.0	0.0	0.0	0.0	0.0	0.0	0.0	0.0	0.0	0.0	0.0
			소 각	21.3	16.1	16.1	0.0	8.3	1.0	0.9	1.2	4.7	0.0	0.0	0.0	0.0	0.0	0.0	0.0	0.0	0.0	0.0	0.0	0.0	0.0	0.0	0.0	0.0	0.0	0.0	0.0	0.0	0.0	0.0	5.2
			재활용	64.5	22.9	16.7	0.0	0.0	16.6	0.1	0.0	0.0	6.2	0.0	0.0	1.3	4.9	41.2	0.7	0.5	0.0	2.3	0.3	0.0	0.0	0.1	0.0	0.0	0.5	0.0	4.6	0.0	0.0	32.2	0.4
	봉화군	발생량		40.7	23.8	19.3	2.3	3.8	2.8	0.5	4.3	5.6	4.5	0.3	0.2	1.6	2.4	15.9	3.5	0.9	0.2	0.2	0.4	0.1	0.1	0.0	0.0	0.1	1.2	0.2	8.5	0.1	0.0	0.4	1.0
		처리방법	매 립	21.3	21.3	17.0	2.1	2.9	2.3	0.3	4.1	5.3	4.3	0.2	0.1	1.6	2.4	0.0	0.0	0.0	0.0	0.0	0.0	0.0	0.0	0.0	0.0	0.0	0.0	0.0	0.0	0.0	0.0	0.0	0.0
			소 각	1.9	1.9	1.9	0.2	0.7	0.5	0.1	0.1	0.3	0.0	0.0	0.0	0.0	0.0	0.0	0.0	0.0	0.0	0.0	0.0	0.0	0.0	0.0	0.0	0.0	0.0	0.0	0.0	0.0	0.0	0.0	0.0
			재활용	17.5	0.6	0.4	0.0	0.2	0.0	0.1	0.1	0.0	0.2	0.1	0.1	0.0	0.0	15.9	3.5	0.9	0.2	0.2	0.4	0.1	0.1	0.0	0.0	0.1	1.2	0.2	8.5	0.1	0.0	0.4	1.0
	울진군	발생량		53.7	26.8	20.5	0.1	9.1	1.3	1.2	6.2	2.6	6.3	0.8	0.7	0.9	3.9	8.2	4.6	0.6	0.4	0.0	0.3	0.0	0.1	0.0	0.0	0.0	0.7	0.0	1.0	0.0	0.0	0.5	18.7
		처리방법	매 립	8.3	8.2	3.3	0.0	0.9	0.4	0.6	0.7	0.7	4.9	0.8	0.7	0.9	2.5	0.0	0.0	0.0	0.0	0.0	0.0	0.0	0.0	0.0	0.0	0.0	0.0	0.0	0.0	0.0	0.0	0.0	0.1
			소 각	17.2	17.2	17.2	0.1	8.2	0.9	0.6	5.5	1.9	0.0	0.0	0.0	0.0	0.0	0.0	0.0	0.0	0.0	0.0	0.0	0.0	0.0	0.0	0.0	0.0	0.0	0.0	0.0	0.0	0.0	0.0	0.0
			재활용	28.2	1.4	0.0	0.0	0.0	0.0	0.0	0.0	0.0	1.4	0.0	0.0	0.0	1.4	8.2	4.6	0.6	0.4	0.0	0.3	0.0	0.1	0.0	0.0	0.0	0.7	0.0	1.0	0.0	0.0	0.5	18.6
	울릉군	발생량		13.0	8.7	6.1	0.2	1.5	1.0	0.3	1.9	1.2	2.6	1.5	0.2	0.4	0.5	1.7	0.0	1.5	0.0	0.0	0.0	0.1	0.0	0.0	0.0	0.0	0.1	0.0	0.0	0.0	0.0	0.0	2.6
		처리방법	매 립	7.0	4.4	1.8	0.2	0.0	0.0	0.0	0.9	0.7	2.6	1.5	0.2	0.4	0.5	0.0	0.0	0.0	0.0	0.0	0.0	0.0	0.0	0.0	0.0	0.0	0.0	0.0	0.0	0.0	0.0	0.0	2.6
			소 각	4.3	4.3	4.3	0.0	1.5	1.0	0.3	1.0	0.5	0.0	0.0	0.0	0.0	0.0	0.0	0.0	0.0	0.0	0.0	0.0	0.0	0.0	0.0	0.0	0.0	0.0	0.0	0.0	0.0	0.0	0.0	0.0
			재활용	1.7	0.0	0.0	0.0	0.0	0.0	0.0	0.0	0.0	0.0	0.0	0.0	0.0	0.0	1.7	0.0	1.5	0.0	0.0	0.0	0.1	0.0	0.0	0.0	0.0	0.1	0.0	0.0	0.0	0.0	0.0	0.0

(단위:톤/일)

구 분		발생량 및 처리현황		총계	종량제에 의한 혼합배출													재활용가능자원 분리배출																	남은 음식물류 배출(분리배출 지역일 경우)
					소계	가 연 성							불 연 성					소계	종이류	유리병류	캔류	합성수지류	플라스틱류	전자제품	전지류	타이어	윤활유	형광등	고철류	의류	영농폐기물	가구류	폐식용유	기타	
시도	시군구					소계	음식물채소류	종이류	나무류	고무피혁류	플라스틱류	기타	소계	유리류	금속류	토사류	기타																		
경남	소계	발생량		3,176.2	1,547.2	1,217.3	7.0	448.3	107.8	81.0	285.8	287.4	329.9	42.4	25.8	68.0	193.7	884.8	213.2	85.0	27.9	61.5	42.5	12.1	0.8	0.3	0.1	2.6	219.7	11.1	41.1	29.0	1.7	136.2	744.2
		처리방법	매 립	652.0	640.0	370.1	0.0	147.5	24.1	26.6	87.9	84.0	269.9	28.2	16.3	57.5	167.9	0.0	0.0	0.0	0.0	0.0	0.0	0.0	0.0	0.0	0.0	0.0	0.0	0.0	0.0	0.0	0.0	0.0	12.0
			소 각	879.6	841.4	796.5	7.0	292.9	57.8	53.0	188.4	197.4	44.9	12.3	7.2	6.3	19.1	0.0	0.0	0.0	0.0	0.0	0.0	0.0	0.0	0.0	0.0	0.0	0.0	0.0	0.0	0.0	0.0	0.0	38.2
			재활용	1,644.6	65.8	50.7	0.0	7.9	25.9	1.4	9.5	6.0	15.1	1.9	2.3	4.2	6.7	884.8	213.2	85.0	27.9	61.5	42.5	12.1	0.8	0.3	0.1	2.6	219.7	11.1	41.1	29.0	1.7	136.2	694.0
	창원시	발생량		945.0	479.3	390.3	7.0	175.3	24.7	27.0	70.1	86.2	89.0	19.9	7.8	23.1	38.2	213.6	34.5	21.9	10.5	24.1	11.2	1.3	0.5	0.2	0.0	2.3	41.4	2.6	0.0	8.0	0.3	54.8	252.1
		처리방법	매 립	149.4	149.4	86.5	0.0	60.2	1.1	3.2	6.8	15.2	62.9	11.2	3.5	16.0	32.2	0.0	0.0	0.0	0.0	0.0	0.0	0.0	0.0	0.0	0.0	0.0	0.0	0.0	0.0	0.0	0.0	0.0	0.0
			소 각	312.3	312.3	291.5	7.0	115.1	13.5	23.8	63.2	68.9	20.8	8.7	4.3	3.2	4.6	0.0	0.0	0.0	0.0	0.0	0.0	0.0	0.0	0.0	0.0	0.0	0.0	0.0	0.0	0.0	0.0	0.0	0.0
			재활용	483.3	17.6	12.3	0.0	0.0	10.1	0.0	0.1	2.1	5.3	0.0	0.0	3.9	1.4	213.6	34.5	21.9	10.5	24.1	11.2	1.3	0.5	0.2	0.0	2.3	41.4	2.6	0.0	8.0	0.3	54.8	252.1
	진주시	발생량		415.1	173.9	159.7	0.0	61.8	13.5	12.0	49.9	22.5	14.2	3.4	2.7	3.1	5.0	149.4	35.1	13.0	1.9	3.8	3.8	0.0	0.0	0.0	0.0	0.0	46.0	0.3	0.0	16.0	0.0	29.5	91.8
		처리방법	매 립	172.5	172.5	158.3	0.0	61.8	13.5	12.0	48.9	22.1	14.2	3.4	2.7	3.1	5.0	0.0	0.0	0.0	0.0	0.0	0.0	0.0	0.0	0.0	0.0	0.0	0.0	0.0	0.0	0.0	0.0	0.0	0.0
			소 각	1.4	1.4	1.4	0.0	0.0	0.0	0.0	1.0	0.4	0.0	0.0	0.0	0.0	0.0	0.0	0.0	0.0	0.0	0.0	0.0	0.0	0.0	0.0	0.0	0.0	0.0	0.0	0.0	0.0	0.0	0.0	0.0
			재활용	241.2	0.0	0.0	0.0	0.0	0.0	0.0	0.0	0.0	0.0	0.0	0.0	0.0	0.0	149.4	35.1	13.0	1.9	3.8	3.8	0.0	0.0	0.0	0.0	0.0	46.0	0.3	0.0	16.0	0.0	29.5	91.8
	통영시	발생량		191.4	122.0	82.1	0.0	23.1	5.3	3.0	23.4	27.3	39.9	2.1	1.2	14.7	21.9	39.5	19.4	2.6	1.7	0.4	2.2	0.2	0.0	0.0	0.0	0.0	9.8	0.6	0.1	0.0	0.0	2.5	29.9
		처리방법	매 립	90.3	90.3	56.0	0.0	18.0	2.2	1.4	16.2	18.2	34.3	1.4	0.7	12.1	20.1	0.0	0.0	0.0	0.0	0.0	0.0	0.0	0.0	0.0	0.0	0.0	0.0	0.0	0.0	0.0	0.0	0.0	0.0
			소 각	45.9	29.2	23.8	0.0	5.1	3.1	1.6	5.0	9.0	5.4	0.7	0.5	2.6	1.6	0.0	0.0	0.0	0.0	0.0	0.0	0.0	0.0	0.0	0.0	0.0	0.0	0.0	0.0	0.0	0.0	0.0	16.7
			재활용	55.2	2.5	2.3	0.0	0.0	0.0	0.0	2.2	0.1	0.2	0.0	0.0	0.0	0.2	39.5	19.4	2.6	1.7	0.4	2.2	0.2	0.0	0.0	0.0	0.0	9.8	0.6	0.1	0.0	0.0	2.5	13.2
	사천시	발생량		169.0	106.5	72.9	0.0	18.5	6.4	6.7	26.8	14.5	33.6	1.0	1.1	14.3	17.2	41.3	11.2	2.0	1.3	0.0	0.7	0.2	0.0	0.0	0.0	0.0	17.5	0.2	4.1	3.7	0.0	0.4	21.2
		처리방법	매 립	55.4	55.4	23.1	0.0	1.3	2.0	5.0	7.6	7.2	32.3	1.0	1.1	14.3	15.9	0.0	0.0	0.0	0.0	0.0	0.0	0.0	0.0	0.0	0.0	0.0	0.0	0.0	0.0	0.0	0.0	0.0	0.0
			소 각	44.8	42.7	42.7	0.0	17.2	2.1	1.7	15.4	6.3	0.0	0.0	0.0	0.0	0.0	0.0	0.0	0.0	0.0	0.0	0.0	0.0	0.0	0.0	0.0	0.0	0.0	0.0	0.0	0.0	0.0	0.0	2.1
			재활용	68.8	8.4	7.1	0.0	0.0	2.3	0.0	3.8	1.0	1.3	0.0	0.0	0.0	1.3	41.3	11.2	2.0	1.3	0.0	0.7	0.2	0.0	0.0	0.0	0.0	17.5	0.2	4.1	3.7	0.0	0.4	19.1
	김해시	발생량		449.4	174.0	150.8	0.0	54.9	8.5	13.3	38.5	35.6	23.2	0.3	0.0	0.0	22.9	126.0	57.7	18.9	3.3	12.7	6.2	5.9	0.0	0.0	0.0	0.1	6.1	4.3	2.7	0.0	0.4	7.7	149.4
		처리방법	매 립	23.2	23.2	0.0	0.0	0.0	0.0	0.0	0.0	0.0	23.2	0.3	0.0	0.0	22.9	0.0	0.0	0.0	0.0	0.0	0.0	0.0	0.0	0.0	0.0	0.0	0.0	0.0	0.0	0.0	0.0	0.0	0.0
			소 각	150.8	150.8	150.8	0.0	54.9	8.5	13.3	38.5	35.6	0.0	0.0	0.0	0.0	0.0	0.0	0.0	0.0	0.0	0.0	0.0	0.0	0.0	0.0	0.0	0.0	0.0	0.0	0.0	0.0	0.0	0.0	0.0
			재활용	275.4	0.0	0.0	0.0	0.0	0.0	0.0	0.0	0.0	0.0	0.0	0.0	0.0	0.0	126.0	57.7	18.9	3.3	12.7	6.2	5.9	0.0	0.0	0.0	0.1	6.1	4.3	2.7	0.0	0.4	7.7	149.4
	밀양시	발생량		90.5	48.1	31.8	0.0	7.1	6.3	0.0	6.5	11.9	16.3	0.0	0.0	4.0	12.3	21.7	0.7	5.0	0.3	1.3	0.5	0.1	0.0	0.0	0.0	0.0	0.7	0.3	2.4	0.0	0.0	10.4	20.7
		처리방법	매 립	12.1	12.1	0.9	0.0	0.0	0.0	0.0	0.0	0.9	11.2	0.0	0.0	4.0	7.2	0.0	0.0	0.0	0.0	0.0	0.0	0.0	0.0	0.0	0.0	0.0	0.0	0.0	0.0	0.0	0.0	0.0	0.0
			소 각	42.1	36.0	30.9	0.0	7.1	6.3	0.0	6.5	11.0	5.1	0.0	0.0	0.0	5.1	0.0	0.0	0.0	0.0	0.0	0.0	0.0	0.0	0.0	0.0	0.0	0.0	0.0	0.0	0.0	0.0	0.0	6.1
			재활용	36.3	0.0	0.0	0.0	0.0	0.0	0.0	0.0	0.0	0.0	0.0	0.0	0.0	0.0	21.7	0.7	5.0	0.3	1.3	0.5	0.1	0.0	0.0	0.0	0.0	0.7	0.3	2.4	0.0	0.0	10.4	14.6
	거제시	발생량		195.2	88.9	74.8	0.0	33.7	1.6	1.1	21.0	17.4	14.1	2.8	2.3	1.9	7.1	49.0	1.2	4.6	2.5	7.7	8.5	1.6	0.0	0.1	0.0	0.0	20.2	0.1	0.1	0.0	0.1	2.3	57.3
		처리방법	매 립	7.9	7.9	0.3	0.0	0.1	0.1	0.1	0.0	0.0	7.6	0.2	0.2	1.5	5.7	0.0	0.0	0.0	0.0	0.0	0.0	0.0	0.0	0.0	0.0	0.0	0.0	0.0	0.0	0.0	0.0	0.0	0.0
			소 각	86.5	81.0	74.5	0.0	33.6	1.5	1.0	21.0	17.4	6.5	2.6	2.1	0.4	1.4	0.0	0.0	0.0	0.0	0.0	0.0	0.0	0.0	0.0	0.0	0.0	0.0	0.0	0.0	0.0	0.0	0.0	5.5
			재활용	100.8	0.0	0.0	0.0	0.0	0.0	0.0	0.0	0.0	0.0	0.0	0.0	0.0	0.0	49.0	1.2	4.6	2.5	7.7	8.5	1.6	0.0	0.1	0.0	0.0	20.2	0.1	0.1	0.0	0.1	2.3	51.8
	양산시	발생량		235.9	100.6	60.8	0.0	20.3	3.7	4.8	22.0	10.0	4.3	0.0	0.0	0.3	4.0	79.8	21.1	4.2	1.7	6.5	4.8	0.4	0.0	0.0	0.1	0.1	37.3	1.0	0.0	0.0	0.5	2.1	55.5
		처리방법	매 립	36.2	36.0	0.1	0.0	0.0	0.0	0.0	0.0	0.1	35.9	1.9	1.4	0.0	32.6	0.0	0.0	0.0	0.0	0.0	0.0	0.0	0.0	0.0	0.0	0.0	0.0	0.0	0.0	0.0	0.0	0.0	0.2
			소 각	62.1	62.1	59.0	0.0	19.8	3.5	4.8	21.1	9.8	3.1	0.0	0.0	0.0	3.1	0.0	0.0	0.0	0.0	0.0	0.0	0.0	0.0	0.0	0.0	0.0	0.0	0.0	0.0	0.0	0.0	0.0	0.0
			재활용	137.6	2.5	1.7	0.0	0.5	0.2	0.0	0.9	0.1	0.8	0.0	0.0	0.3	0.5	79.8	21.1	4.2	1.7	6.5	4.8	0.4	0.0	0.0	0.1	0.1	37.3	1.0	0.0	0.0	0.5	2.1	55.3
	의령군	발생량		23.5	12.5	9.8	0.0	2.3	2.9	0.2	1.0	3.4	2.7	0.1	0.1	0.8	1.7	6.1	1.6	0.1	0.0	0.0	0.0	0.0	0.0	0.0	0.0	0.0	1.5	0.1	2.8	0.0	0.0	0.0	4.9
		처리방법	매 립	11.6	6.8	4.1	0.0	0.2	1.3	0.1	0.1	2.4	2.7	0.1	0.1	0.8	1.7	0.0	0.0	0.0	0.0	0.0	0.0	0.0	0.0	0.0	0.0	0.0	0.0	0.0	0.0	0.0	0.0	0.0	4.8
			소 각	5.5	5.5	5.5	0.0	2.0	1.6	0.1	0.8	1.0	0.0	0.0	0.0	0.0	0.0	0.0	0.0	0.0	0.0	0.0	0.0	0.0	0.0	0.0	0.0	0.0	0.0	0.0	0.0	0.0	0.0	0.0	0.0
			재활용	6.4	0.2	0.2	0.0	0.1	0.0	0.0	0.1	0.0	0.0	0.0	0.0	0.0	0.0	6.1	1.6	0.1	0.0	0.0	0.0	0.0	0.0	0.0	0.0	0.0	1.5	0.1	2.8	0.0	0.0	0.0	0.1
	함안군	발생량		80.4	30.8	29.8	0.0	8.0	7.3	1.5	5.2	7.8	1.0	0.2	0.2	0.1	0.5	44.1	7.2	2.7	0.9	2.0	1.0	0.7	0.0	0.0	0.0	0.0	8.2	0.1	4.0	0.9	0.0	16.4	5.5
		처리방법	매 립	1.0	1.0	0.0	0.0	0.0	0.0	0.0	0.0	0.0	1.0	0.2	0.2	0.1	0.5	0.0	0.0	0.0	0.0	0.0	0.0	0.0	0.0	0.0	0.0	0.0	0.0	0.0	0.0	0.0	0.0	0.0	0.0
			소 각	33.4	29.8	29.8	0.0	8.0	7.3	1.5	5.2	7.8	0.0	0.0	0.0	0.0	0.0	0.0	0.0	0.0	0.0	0.0	0.0	0.0	0.0	0.0	0.0	0.0	0.0	0.0	0.0	0.0	0.0	0.0	3.6
			재활용	46.0	0.0	0.0	0.0	0.0	0.0	0.0	0.0	0.0	0.0	0.0	0.0	0.0	0.0	44.1	7.2	2.7	0.9	2.0	1.0	0.7	0.0	0.0	0.0	0.0	8.2	0.1	4.0	0.9	0.0	16.4	1.9
	창녕군	발생량		49.6	20.2	13.9	0.0	5.8	2.6	0.7	1.6	3.2	6.3	2.0	0.6	0.0	3.7	12.5	1.6	2.5	0.2	0.3	0.3	0.1	0.2	0.0	0.0	0.0	0.5	0.1	5.8	0.1	0.0	0.8	16.9
		처리방법	매 립	5.0	5.0	0.6	0.0	0.2	0.0	0.0	0.1	0.3	4.4	0.3	0.4	0.0	3.7	0.0	0.0	0.0	0.0	0.0	0.0	0.0	0.0	0.0	0.0	0.0	0.0	0.0	0.0	0.0	0.0	0.0	0.0
			소 각	12.7	12.7	12.7	0.0	5.3	2.6	0.7	1.3	2.8	0.0	0.0	0.0	0.0	0.0	0.0	0.0	0.0	0.0	0.0	0.0	0.0	0.0	0.0	0.0	0.0	0.0	0.0	0.0	0.0	0.0	0.0	0.0
			재활용	31.9	2.5	0.6	0.0	0.3	0.0	0.0	0.2	0.1	1.9	1.7	0.2	0.0	0.0	12.5	1.6	2.5	0.2	0.3	0.3	0.1	0.2	0.0	0.0	0.0	0.5	0.1	5.8	0.1	0.0	0.8	16.9

(단위:톤/일)

구 분		발생량 및 처리현황		총계	종량제에 의한 혼합배출													재활용가능자원 분리배출																	남은 음식물류 배출(분리배출 지역일 경우)
					소계	가 연 성							불 연 성					소계	종이류	유리병류	캔류	합성수지류	플라스틱류	전자제품	전지류	타이어	윤활유	형광등	고철류	의류	영농폐기물	가구류	폐식용유	기타	
시도	시군구					소계	음식물채소류	종이류	나무류	고무피혁류	플라스틱류	기타	소계	유리류	금속류	토사류	기타																		
경남	고성군	발생량		36.9	20.2	18.3	0.0	6.7	2.5	1.1	4.3	3.7	1.9	1.0	0.6	0.2	0.1	10.3	1.5	2.1	1.0	1.0	1.3	0.7	0.0	0.0	0.0	0.0	0.9	0.4	0.5	0.2	0.2	0.5	6.4
		처리방법	매 립	2.1	2.1	0.4	0.0	0.0	0.0	0.1	0.1	0.2	1.7	0.8	0.6	0.2	0.1	0.0	0.0	0.0	0.0	0.0	0.0	0.0	0.0	0.0	0.0	0.0	0.0	0.0	0.0	0.0	0.0	0.0	0.0
			소 각	17.5	17.5	17.5	0.0	6.5	2.5	1.0	4.0	3.5	0.0	0.0	0.0	0.0	0.0	0.0	0.0	0.0	0.0	0.0	0.0	0.0	0.0	0.0	0.0	0.0	0.0	0.0	0.0	0.0	0.0	0.0	0.0
			재활용	17.3	0.6	0.4	0.0	0.2	0.0	0.0	0.2	0.0	0.2	0.2	0.0	0.0	0.0	10.3	1.5	2.1	1.0	1.0	1.3	0.7	0.0	0.0	0.0	0.0	0.9	0.4	0.5	0.2	0.2	0.5	6.4
	남해군	발생량		39.3	21.8	19.7	0.0	5.0	1.6	2.9	4.2	6.0	2.1	0.3	0.5	0.4	0.9	9.3	3.3	0.5	0.5	0.1	0.6	0.3	0.0	0.0	0.0	0.0	0.6	0.5	2.3	0.0	0.1	0.5	8.2
		처리방법	매 립	11.0	10.6	8.5	0.0	0.5	1.0	1.1	2.4	3.5	2.1	0.3	0.5	0.4	0.9	0.0	0.0	0.0	0.0	0.0	0.0	0.0	0.0	0.0	0.0	0.0	0.0	0.0	0.0	0.0	0.0	0.0	0.4
			소 각	0.7	0.7	0.7	0.0	0.0	0.0	0.7	0.0	0.0	0.0	0.0	0.0	0.0	0.0	0.0	0.0	0.0	0.0	0.0	0.0	0.0	0.0	0.0	0.0	0.0	0.0	0.0	0.0	0.0	0.0	0.0	0.0
			재활용	27.6	10.5	10.5	0.0	4.5	0.6	1.1	1.8	2.5	0.0	0.0	0.0	0.0	0.0	9.3	3.3	0.5	0.5	0.1	0.6	0.3	0.0	0.0	0.0	0.0	0.6	0.5	2.3	0.0	0.1	0.5	7.8
	하동군	발생량		42.8	26.6	19.7	0.0	7.0	3.6	4.1	3.2	1.8	6.9	2.7	3.4	0.3	0.5	9.4	2.3	0.8	1.0	1.2	0.6	0.2	0.0	0.0	0.0	0.0	2.0	0.2	1.1	0.0	0.0	0.0	6.8
		처리방법	매 립	17.6	12.4	7.9	0.0	2.3	1.1	2.1	2.1	0.3	4.5	2.7	1.3	0.3	0.2	0.0	0.0	0.0	0.0	0.0	0.0	0.0	0.0	0.0	0.0	0.0	0.0	0.0	0.0	0.0	0.0	0.0	5.2
			소 각	9.7	9.7	9.7	0.0	3.2	2.3	1.7	1.0	1.5	0.0	0.0	0.0	0.0	0.0	0.0	0.0	0.0	0.0	0.0	0.0	0.0	0.0	0.0	0.0	0.0	0.0	0.0	0.0	0.0	0.0	0.0	0.0
			재활용	15.5	4.5	2.1	0.0	1.5	0.2	0.3	0.1	0.0	2.4	0.0	2.1	0.0	0.3	9.4	2.3	0.8	1.0	1.2	0.6	0.2	0.0	0.0	0.0	0.0	2.0	0.2	1.1	0.0	0.0	0.0	1.6
	산청군	발생량		40.4	17.5	15.4	0.0	6.8	0.3	0.6	4.6	3.1	2.1	0.4	0.5	0.0	1.2	20.7	7.0	0.0	0.5	0.0	0.0	0.0	0.0	0.0	0.0	0.0	6.6	0.0	1.6	0.0	0.0	5.0	2.2
		처리방법	매 립	9.1	8.0	7.0	0.0	2.9	0.1	0.3	2.2	1.5	1.0	0.2	0.2	0.0	0.6	0.0	0.0	0.0	0.0	0.0	0.0	0.0	0.0	0.0	0.0	0.0	0.0	0.0	0.0	0.0	0.0	0.0	1.1
			소 각	9.8	8.7	7.6	0.0	3.1	0.2	0.3	2.4	1.6	1.1	0.2	0.3	0.0	0.6	0.0	0.0	0.0	0.0	0.0	0.0	0.0	0.0	0.0	0.0	0.0	0.0	0.0	0.0	0.0	0.0	0.0	1.1
			재활용	21.5	0.8	0.8	0.0	0.8	0.0	0.0	0.0	0.0	0.0	0.0	0.0	0.0	0.0	20.7	7.0	0.0	0.5	0.0	0.0	0.0	0.0	0.0	0.0	0.0	6.6	0.0	1.6	0.0	0.0	5.0	0.0
	합양군	발생량		31.0	20.9	14.4	0.0	2.8	1.7	1.2	1.0	7.7	6.5	0.5	1.5	2.5	2.0	7.8	1.8	1.4	0.4	0.3	0.4	0.2	0.1	0.0	0.0	0.1	1.2	0.2	0.2	0.0	0.1	1.4	2.3
		처리방법	매 립	16.2	15.9	9.4	0.0	0.0	1.7	0.5	0.7	6.5	6.5	0.5	1.5	2.5	2.0	0.0	0.0	0.0	0.0	0.0	0.0	0.0	0.0	0.0	0.0	0.0	0.0	0.0	0.0	0.0	0.0	0.0	0.3
			소 각	5.0	5.0	5.0	0.0	2.8	0.0	0.7	0.3	1.2	0.0	0.0	0.0	0.0	0.0	0.0	0.0	0.0	0.0	0.0	0.0	0.0	0.0	0.0	0.0	0.0	0.0	0.0	0.0	0.0	0.0	0.0	0.0
			재활용	9.8	0.0	0.0	0.0	0.0	0.0	0.0	0.0	0.0	0.0	0.0	0.0	0.0	0.0	7.8	1.8	1.4	0.4	0.3	0.4	0.2	0.1	0.0	0.0	0.1	1.2	0.2	0.2	0.0	0.1	1.4	2.0
	거창군	발생량		79.5	39.3	29.5	0.0	5.8	1.0	0.2	0.3	22.2	9.8	1.9	1.3	2.1	4.5	32.4	5.1	0.7	0.1	0.0	0.1	0.1	0.0	0.0	0.0	0.0	17.0	0.0	7.4	0.1	0.0	1.8	7.8
		처리방법	매 립	10.1	10.1	3.2	0.0	0.0	0.0	0.1	0.1	3.0	6.9	1.8	1.3	2.0	1.8	0.0	0.0	0.0	0.0	0.0	0.0	0.0	0.0	0.0	0.0	0.0	0.0	0.0	0.0	0.0	0.0	0.0	0.0
			소 각	29.2	29.2	26.3	0.0	5.8	1.0	0.1	0.2	19.2	2.9	0.1	0.0	0.1	2.7	0.0	0.0	0.0	0.0	0.0	0.0	0.0	0.0	0.0	0.0	0.0	0.0	0.0	0.0	0.0	0.0	0.0	0.0
			재활용	40.2	0.0	0.0	0.0	0.0	0.0	0.0	0.0	0.0	0.0	0.0	0.0	0.0	0.0	32.4	5.1	0.7	0.1	0.0	0.1	0.1	0.0	0.0	0.0	0.0	17.0	0.0	7.4	0.1	0.0	1.8	7.8
	합천군	발생량		61.3	44.1	23.6	0.0	3.4	14.3	0.6	2.2	3.1	20.5	1.9	0.6	0.2	17.8	11.9	0.9	2.0	0.1	0.1	0.3	0.1	0.0	0.0	0.0	0.0	2.2	0.1	6.0	0.0	0.0	0.1	5.3
		처리방법	매 립	21.3	21.3	3.8	0.0	0.0	0.0	0.6	0.6	2.6	17.5	1.9	0.6	0.2	14.8	0.0	0.0	0.0	0.0	0.0	0.0	0.0	0.0	0.0	0.0	0.0	0.0	0.0	0.0	0.0	0.0	0.0	0.0
			소 각	10.2	7.1	7.1	0.0	3.4	1.8	0.0	1.5	0.4	0.0	0.0	0.0	0.0	0.0	0.0	0.0	0.0	0.0	0.0	0.0	0.0	0.0	0.0	0.0	0.0	0.0	0.0	0.0	0.0	0.0	0.0	3.1
			재활용	29.8	15.7	12.7	0.0	0.0	12.5	0.0	0.1	0.1	3.0	0.0	0.0	0.0	3.0	11.9	0.9	2.0	0.1	0.1	0.3	0.1	0.0	0.0	0.0	0.0	2.2	0.1	6.0	0.0	0.0	0.1	2.2
제주	소계	발생량		984.2	448.3	296.7	2.2	146.1	40.3	19.5	27.6	61.0	151.6	45.4	17.6	22.7	65.9	330.8	69.6	11.5	7.3	34.0	5.7	0.2	0.1	0.0	0.0	0.1	122.5	5.1	20.3	1.0	2.0	51.4	205.1
		처리방법	매 립	273.4	273.4	140.4	1.6	65.9	21.4	13.1	12.8	25.6	133.0	39.7	14.0	20.0	59.3	0.0	0.0	0.0	0.0	0.0	0.0	0.0	0.0	0.0	0.0	0.0	0.0	0.0	0.0	0.0	0.0	0.0	0.0
			소 각	194.6	174.1	155.8	0.6	80.2	18.9	6.4	14.3	35.4	18.3	5.4	3.6	2.7	6.6	0.0	0.0	0.0	0.0	0.0	0.0	0.0	0.0	0.0	0.0	0.0	0.0	0.0	0.0	0.0	0.0	0.0	20.5
			재활용	516.2	0.8	0.5	0.0	0.0	0.0	0.0	0.5	0.0	0.3	0.3	0.0	0.0	0.0	330.8	69.6	11.5	7.3	34.0	5.7	0.2	0.1	0.0	0.0	0.1	122.5	5.1	20.3	1.0	2.0	51.4	184.6
	제주시	발생량		605.9	264.3	194.9	2.2	94.8	23.9	13.6	19.2	41.2	69.4	25.1	4.2	12.4	27.7	190.3	42.3	9.4	7.1	32.0	5.4	0.0	0.1	0.0	0.0	0.1	46.1	5.1	13.6	0.0	2.0	27.1	151.3
		처리방법	매 립	136.6	136.6	67.5	1.6	28.4	9.6	8.8	7.7	11.4	69.1	24.8	4.2	12.4	27.7	0.0	0.0	0.0	0.0	0.0	0.0	0.0	0.0	0.0	0.0	0.0	0.0	0.0	0.0	0.0	0.0	0.0	0.0
			소 각	143.3	126.9	126.9	0.6	66.4	14.3	4.8	11.0	29.8	0.0	0.0	0.0	0.0	0.0	0.0	0.0	0.0	0.0	0.0	0.0	0.0	0.0	0.0	0.0	0.0	0.0	0.0	0.0	0.0	0.0	0.0	16.4
			재활용	326.0	0.8	0.5	0.0	0.0	0.0	0.0	0.5	0.0	0.3	0.3	0.0	0.0	0.0	190.3	42.3	9.4	7.1	32.0	5.4	0.0	0.1	0.0	0.0	0.1	46.1	5.1	13.6	0.0	2.0	27.1	134.9
	서귀포시	발생량		378.3	184.0	101.8	0.0	51.3	16.4	5.9	8.4	19.8	82.2	20.3	13.4	10.3	38.2	140.5	27.3	2.1	0.2	2.0	0.3	0.2	0.0	0.0	0.0	0.0	76.4	0.0	6.7	1.0	0.0	24.3	53.8
		처리방법	매 립	136.8	136.8	72.9	0.0	37.5	11.8	4.3	5.1	14.2	63.9	14.9	9.8	7.6	31.6	0.0	0.0	0.0	0.0	0.0	0.0	0.0	0.0	0.0	0.0	0.0	0.0	0.0	0.0	0.0	0.0	0.0	0.0
			소 각	51.3	47.2	28.9	0.0	13.8	4.6	1.6	3.3	5.6	18.3	5.4	3.6	2.7	6.6	0.0	0.0	0.0	0.0	0.0	0.0	0.0	0.0	0.0	0.0	0.0	0.0	0.0	0.0	0.0	0.0	0.0	4.1
			재활용	190.2	0.0	0.0	0.0	0.0	0.0	0.0	0.0	0.0	0.0	0.0	0.0	0.0	0.0	140.5	27.3	2.1	0.2	2.0	0.3	0.2	0.0	0.0	0.0	0.0	76.4	0.0	6.7	1.0	0.0	24.3	49.7

2. 폐기물 발생 및 처리현황

가. 가정생활폐기물

(단위:톤/일)

구 분		발생량 및 처리현황		총계	종량제에 의한 혼합배출													재활용가능자원 분리배출																	남은 음식물류 배출(분리배출 지역일 경우)
					소계	가 연 성							불 연 성					소계	종이류	유리병류	캔류	합성수지류	플라스틱류	전자제품	전지류	타이어	윤활유	형광등	고철류	의류	영농폐기물	가구류	폐식용유	기타	
시도	시군구					소계	음식물채소류	종이류	나무류	고무피혁류	플라스틱류	기타	소계	유리류	금속류	토사류	기타																		
전국	합계	발생량		40,542.7	17,495.5	14,750.2	140.2	4,990.9	1,305.0	901.1	2,509.5	4,903.5	2,745.3	389.0	314.6	475.3	1,566.4	12,037.0	3,817.9	1,678.2	634.9	922.2	1,067.8	123.1	68.0	17.7	16.9	56.4	1,987.0	126.9	506.4	328.3	18.8	666.5	11,010.2
		처리방법	매 립	6,433.2	6,337.4	4,102.9	32.1	1,319.4	328.6	203.7	727.0	1,492.1	2,234.5	292.8	248.9	403.1	1,289.7	0.0	0.0	0.0	0.0	0.0	0.0	0.0	0.0	0.0	0.0	0.0	0.0	0.0	0.0	0.0	0.0	0.0	95.8
			소 각	11,033.2	10,794.4	10,333.3	83.2	3,602.4	940.6	692.7	1,748.5	3,265.9	461.1	85.8	56.6	70.6	248.1	0.0	0.0	0.0	0.0	0.0	0.0	0.0	0.0	0.0	0.0	0.0	0.0	0.0	0.0	0.0	0.0	0.0	238.8
			재활용	23,076.3	363.7	314.0	24.9	69.1	35.8	4.7	34.0	145.5	49.7	10.4	9.1	1.6	28.6	12,037.0	3,817.9	1,678.2	634.9	922.2	1,067.8	123.1	68.0	17.7	16.9	56.4	1,987.0	126.9	506.4	328.3	18.8	666.5	10,675.6
서울	소계	발생량		7,567.7	2,810.2	2,668.0	2.5	740.6	132.4	106.4	246.0	1,440.1	142.2	23.6	22.7	15.6	80.3	2,148.3	801.4	333.9	109.4	180.1	195.2	28.2	21.2	10.3	11.0	24.7	130.7	13.6	3.7	100.4	7.0	177.5	2,609.2
		처리방법	매 립	730.5	730.5	644.1	0.5	123.1	26.6	30.8	47.5	415.6	86.4	12.1	9.9	8.4	56.0	0.0	0.0	0.0	0.0	0.0	0.0	0.0	0.0	0.0	0.0	0.0	0.0	0.0	0.0	0.0	0.0	0.0	0.0
			소 각	2,079.7	2,079.7	2,023.9	2.0	617.5	105.8	75.6	198.5	1,024.5	55.8	11.5	12.8	7.2	24.3	0.0	0.0	0.0	0.0	0.0	0.0	0.0	0.0	0.0	0.0	0.0	0.0	0.0	0.0	0.0	0.0	0.0	0.0
			재활용	4,757.5	0.0	0.0	0.0	0.0	0.0	0.0	0.0	0.0	0.0	0.0	0.0	0.0	0.0	2,148.3	801.4	333.9	109.4	180.1	195.2	28.2	21.2	10.3	11.0	24.7	130.7	13.6	3.7	100.4	7.0	177.5	2,609.2
	종로구	발생량		281.0	101.9	101.7	0.0	0.4	3.4	0.6	0.5	96.8	0.2	0.0	0.0	0.0	0.2	92.2	29.5	18.3	7.7	12.3	14.8	3.5	0.7	0.0	0.0	0.7	0.2	0.4	0.0	0.0	3.0	1.1	86.9
		처리방법	매 립	31.2	31.2	31.0	0.0	0.0	0.0	0.2	0.3	30.5	0.2	0.0	0.0	0.0	0.2	0.0																	0.0
			소 각	70.7	70.7	70.7	0.0	0.4	3.4	0.4	0.2	66.3	0.0	0.0	0.0	0.0	0.0	0.0																	0.0
			재활용	179.1	0.0	0.0	0.0	0.0	0.0	0.0	0.0	0.0	0.0	0.0	0.0	0.0	0.0	92.2	29.5	18.3	7.7	12.3	14.8	3.5	0.7	0.0	0.0	0.7	0.2	0.4	0.0	0.0	3.0	1.1	86.9
	중구	발생량		472.1	163.6	162.6	0.0	39.9	19.5	13.7	28.3	61.2	1.0	1.0	0.0	0.0	0.0	184.8	146.7	4.5	1.9	0.6	0.1	0.0	0.0	0.0	0.0	1.0	21.1	0.0	0.0	0.0	0.0	8.9	123.7
		처리방법	매 립	13.3	13.3	12.3	0.0	3.9	1.8	1.3	1.2	4.1	1.0	1.0	0.0	0.0	0.0	0.0																	0.0
			소 각	150.3	150.3	150.3	0.0	36.0	17.7	12.4	27.1	57.1	0.0	0.0	0.0	0.0	0.0	0.0																	0.0
			재활용	308.5	0.0	0.0	0.0	0.0	0.0	0.0	0.0	0.0	0.0	0.0	0.0	0.0	0.0	184.8	146.7	4.5	1.9	0.6	0.1	0.0	0.0	0.0	0.0	1.0	21.1	0.0	0.0	0.0	0.0	8.9	123.7
	용산구	발생량		173.0	88.9	80.2	2.5	24.0	3.6	1.5	4.3	44.3	8.7	2.1	1.1	1.2	4.3	18.1	3.3	6.0	0.7	3.8	3.1	1.0	0.0	0.0	0.0	0.1	0.1	0.0	0.0	0.0	0.0	0.0	66.0
		처리방법	매 립	7.3	7.3	6.1	0.5	2.0	0.5	0.5	1.3	1.3	1.2	0.1	0.1	0.2	0.8	0.0																	0.0
			소 각	81.6	81.6	74.1	2.0	22.0	3.1	1.0	3.0	43.0	7.5	2.0	1.0	1.0	3.5	0.0																	0.0
			재활용	84.1	0.0	0.0	0.0	0.0	0.0	0.0	0.0	0.0	0.0	0.0	0.0	0.0	0.0	18.1	3.3	6.0	0.7	3.8	3.1	1.0	0.0	0.0	0.0	0.1	0.1	0.0	0.0	0.0	0.0	0.0	66.0
	성동구	발생량		234.0	77.8	77.2	0.0	32.4	1.1	1.3	25.2	17.2	0.6	0.0	0.0	0.0	0.6	71.5	33.1	12.9	6.4	3.7	8.8	0.7	0.0	0.0	0.0	0.0	4.2	0.3	0.0	0.5	0.2	0.7	84.7
		처리방법	매 립	11.4	11.4	10.8	0.0	2.7	0.3	0.1	1.7	6.0	0.6	0.0	0.0	0.0	0.6	0.0																	0.0
			소 각	66.4	66.4	66.4	0.0	29.7	0.8	1.2	23.5	11.2	0.0	0.0	0.0	0.0	0.0	0.0																	0.0
			재활용	156.2	0.0	0.0	0.0	0.0	0.0	0.0	0.0	0.0	0.0	0.0	0.0	0.0	0.0	71.5	33.1	12.9	6.4	3.7	8.8	0.7	0.0	0.0	0.0	0.0	4.2	0.3	0.0	0.5	0.2	0.7	84.7
	광진구	발생량		329.8	88.2	81.9	0.0	33.1	1.9	1.9	21.1	23.9	6.3	0.8	0.9	0.9	3.7	160.4	79.6	19.4	2.8	1.5	12.3	0.1	4.3	0.0	0.0	0.3	13.5	0.0	0.0	25.6	0.0	1.0	81.2
		처리방법	매 립	27.2	27.2	25.3	0.0	10.2	0.6	0.6	6.5	7.4	1.9	0.2	0.2	0.2	1.3	0.0																	0.0
			소 각	61.0	61.0	56.6	0.0	22.9	1.3	1.3	14.6	16.5	4.4	0.6	0.7	0.7	2.4	0.0																	0.0
			재활용	241.6	0.0	0.0	0.0	0.0	0.0	0.0	0.0	0.0	0.0	0.0	0.0	0.0	0.0	160.4	79.6	19.4	2.8	1.5	12.3	0.1	4.3	0.0	0.0	0.3	13.5	0.0	0.0	25.6	0.0	1.0	81.2
	동대문구	발생량		366.4	110.0	106.0	0.0	53.8	12.8	2.3	16.1	21.0	4.0	0.0	0.0	0.0	4.0	170.4	87.4	36.8	26.3	4.8	4.5	0.5	0.1	0.0	0.0	0.1	1.8	0.0	0.0	2.2	0.0	5.9	86.0
		처리방법	매 립	13.1	13.1	9.1	0.0	0.9	2.3	0.0	1.3	4.6	4.0	0.0	0.0	0.0	4.0	0.0																	0.0
			소 각	96.9	96.9	96.9	0.0	52.9	10.5	2.3	14.8	16.4	0.0	0.0	0.0	0.0	0.0	0.0																	0.0
			재활용	256.4	0.0	0.0	0.0	0.0	0.0	0.0	0.0	0.0	0.0	0.0	0.0	0.0	0.0	170.4	87.4	36.8	26.3	4.8	4.5	0.5	0.1	0.0	0.0	0.1	1.8	0.0	0.0	2.2	0.0	5.9	86.0
	중랑구	발생량		211.1	94.3	93.3	0.0	69.6	5.0	6.7	3.0	9.0	1.0	0.4	0.3	0.2	0.1	16.0	1.2	3.5	0.4	0.4	1.9	0.0	0.1	0.0	0.0	0.1	0.2	0.1	0.0	0.0	0.0	8.1	100.8
		처리방법	매 립	9.0	9.0	8.0	0.0	2.0	1.5	2.5	0.5	1.5	1.0	0.4	0.3	0.2	0.1	0.0																	0.0
			소 각	85.3	85.3	85.3	0.0	67.6	3.5	4.2	2.5	7.5	0.0	0.0	0.0	0.0	0.0	0.0																	0.0
			재활용	116.8	0.0	0.0	0.0	0.0	0.0	0.0	0.0	0.0	0.0	0.0	0.0	0.0	0.0	16.0	1.2	3.5	0.4	0.4	1.9	0.0	0.1	0.0	0.0	0.1	0.2	0.1	0.0	0.0	0.0	8.1	100.8
	성북구	발생량		251.1	112.8	106.8	0.0	21.8	2.2	6.1	8.1	68.6	6.0	0.1	0.0	0.4	5.5	37.3	0.7	3.6	0.4	15.9	2.1	0.3	0.1	0.0	0.0	0.2	0.0	0.0	0.0	14.0	0.0	0.0	101.0
		처리방법	매 립	12.8	12.8	6.8	0.0	0.2	0.2	0.1	0.2	6.1	6.0	0.1	0.0	0.4	5.5	0.0																	0.0
			소 각	100.0	100.0	100.0	0.0	21.6	2.0	6.0	7.9	62.5	0.0	0.0	0.0	0.0	0.0	0.0																	0.0
			재활용	138.3	0.0	0.0	0.0	0.0	0.0	0.0	0.0	0.0	0.0	0.0	0.0	0.0	0.0	37.3	0.7	3.6	0.4	15.9	2.1	0.3	0.1	0.0	0.0	0.2	0.0	0.0	0.0	14.0	0.0	0.0	101.0
	강북구	발생량		228.2	74.7	71.8	0.0	20.2	0.5	0.4	2.9	47.8	2.9	0.0	0.0	0.0	2.9	66.8	4.4	21.8	6.9	10.5	14.7	0.6	0.4	0.0	0.0	2.6	3.7	0.3	0.0	0.0	0.5	0.4	86.7
		처리방법	매 립	6.6	6.6	3.7						3.7	2.9				2.9	0.0																	0.0
			소 각	68.1	68.1	68.1		20.2	0.5	0.4	2.9	44.1	0.0					0.0																	0.0
			재활용	153.5	0.0	0.0							0.0					66.8	4.4	21.8	6.9	10.5	14.7	0.6	0.4	0.0	0.0	2.6	3.7	0.3	0.0	0.0	0.5	0.4	86.7

(단위:톤/일)

구 분		발생량 및 처리현황		총계	종량제에 의한 혼합배출													재활용가능자원 분리배출																남은 음식물류 배출(분리배출 지역일 경우)
					소계	가 연 성							불 연 성					소계	종이류	유리병류	캔류	합성수지류	플라스틱류	전자제품	전지류	타이어	윤활유	형광등	고철류	의류	영농폐기물	가구류	폐식용유	기타	
시도	시군구					소계	음식물채소류	종이류	나무류	고무피혁류	플라스틱류	기타	소계	유리류	금속류	토사류	기타																		
서울	도봉구	발생량		360.7	63.7	57.2	0.0	17.9	3.3	2.0	11.9	22.1	6.5	0.8	0.0	2.5	3.2	208.3	95.0	7.5	17.3	22.0	34.6	0.0	0.0	0.0	0.0	0.2	28.0	0.0	0.0	1.5	0.0	2.2	88.7
		처리방법	매 립	8.7	8.7	2.2	0.0	0.1	0.2	0.8	0.2	0.9	6.5	0.8	0.0	2.5	3.2	0.0																	0.0
			소 각	55.0	55.0	55.0	0.0	17.8	3.1	1.2	11.7	21.2	0.0	0.0	0.0	0.0	0.0	0.0																	0.0
			재활용	297.0	0.0	0.0	0.0	0.0	0.0	0.0	0.0	0.0	0.0	0.0	0.0	0.0		208.3	95.0	7.5	17.3	22.0	34.6	0.0	0.0	0.0	0.0	0.2	28.0	0.0	0.0	1.5	0.0	2.2	88.7
	노원구	발생량		292.4	116.2	112.2	0.0	31.0	10.0	1.2	1.3	68.7	4.0	0.0	0.0	0.0	4.0	18.4	1.4	4.2	0.3	1.5	1.8	1.5	0.1	0.0	0.0	0.2	0.2	0.0	0.0	7.2	0.0	0.0	157.8
		처리방법	매 립	4.0	4.0	0.0							4.0				4.0	0.0																	0.0
			소 각	112.2	112.2	112.2		31.0	10.0	1.2	1.3	68.7	0.0					0.0																	0.0
			재활용	176.2	0.0	0.0							0.0					18.4	1.4	4.2	0.3	1.5	1.8	1.5	0.1	0.0	0.0	0.2	0.2	0.0	0.0	7.2	0.0	0.0	157.8
	은평구	발생량		272.2	136.3	132.0	0.0	13.0	14.3	6.6	3.5	94.6	4.3	1.0	0.8	0.8	1.7	55.5	9.0	5.0	5.8	1.2	4.2	5.1	0.4	0.0	0.0	0.2	16.1	1.8	0.0	6.5	0.2	0.0	80.4
		처리방법	매 립	94.4	94.4	90.1	0.0	6.5	2.5	4.5	1.6	75.0	4.3	1.0	0.8	0.8	1.7	0.0																	0.0
			소 각	41.9	41.9	41.9	0.0	6.5	11.8	2.1	1.9	19.6	0.0	0.0	0.0	0.0	0.0	0.0																	0.0
			재활용	135.9	0.0	0.0	0.0	0.0	0.0	0.0	0.0	0.0	0.0	0.0	0.0	0.0	0.0	55.5	9.0	5.0	5.8	1.2	4.2	5.1	0.4	0.0	0.0	0.2	16.1	1.8	0.0	6.5	0.2	0.0	80.4
	서대문구	발생량		247.5	97.4	96.3	0.0	8.4	5.2	3.3	4.0	75.4	1.1	0.0	0.1	0.0	1.0	64.1	16.3	21.8	1.2	5.1	4.8	0.0	5.8	0.0	0.0	0.3	8.8	0.0	0.0	0.0	0.0	0.0	86.0
		처리방법	매 립	7.3	7.3	6.2	0.0	0.8	0.3	0.1	0.9	4.1	1.1	0.0	0.1	0.0	1.0	0.0																	0.0
			소 각	90.1	90.1	90.1	0.0	7.6	4.9	3.2	3.1	71.3	0.0	0.0	0.0	0.0	0.0	0.0																	0.0
			재활용	150.1	0.0	0.0	0.0	0.0	0.0	0.0	0.0	0.0	0.0	0.0	0.0	0.0	0.0	64.1	16.3	21.8	1.2	5.1	4.8	0.0	5.8	0.0	0.0	0.3	8.8	0.0	0.0	0.0	0.0	0.0	86.0
	마포구	발생량		273.1	120.1	115.3	0.0	71.3	1.6	1.4	22.7	18.3	4.8	0.8	0.6	0.3	3.1	33.5	7.7	8.1	0.8	2.2	3.7	0.1	0.0	0.0	0.0	0.9	0.0	0.0	0.0	6.3	0.0	3.7	119.5
		처리방법	매 립	12.6	12.6	12.2	0.0	5.9	0.2	0.1	3.2	2.8	0.4	0.1	0.1	0.0	0.2	0.0																	0.0
			소 각	107.5	107.5	103.1	0.0	65.4	1.4	1.3	19.5	15.5	4.4	0.7	0.5	0.3	2.9	0.0																	0.0
			재활용	153.0	0.0	0.0	0.0	0.0	0.0	0.0	0.0	0.0	0.0	0.0	0.0	0.0	0.0	33.5	7.7	8.1	0.8	2.2	3.7	0.1	0.0	0.0	0.0	0.9	0.0	0.0	0.0	6.3	0.0	3.7	119.5
	양천구	발생량		244.1	93.0	93.0	0.0	0.0	0.0	0.0	0.0	93.0	0.0	0.0	0.0	0.0	0.0	32.1	5.5	8.8	1.6	6.2	5.3	0.5	0.0	0.0	0.0	0.3	1.2	0.0	0.0	2.2	0.0	0.5	119.0
		처리방법	매 립	7.5	7.5	7.5	0.0	0.0	0.0	0.0	0.0	7.5	0.0	0.0	0.0	0.0		0.0																	0.0
			소 각	85.5	85.5	85.5	0.0	0.0	0.0	0.0	0.0	85.5	0.0	0.0	0.0	0.0	0.0	0.0																	0.0
			재활용	151.1	0.0	0.0	0.0	0.0	0.0	0.0	0.0	0.0	0.0	0.0	0.0	0.0	0.0	32.1	5.5	8.8	1.6	6.2	5.3	0.5	0.0	0.0	0.0	0.3	1.2	0.0	0.0	2.2	0.0	0.5	119.0
	강서구	발생량		281.4	111.7	105.5	0.0	27.1	2.6	6.4	8.0	61.4	6.2	0.8	1.5	0.2	3.7	43.7	3.8	7.3	0.7	3.2	3.4	0.0	0.0	0.0	0.0	0.3	0.5	0.0	0.0	0.0	0.0	24.5	126.0
		처리방법	매 립	20.2	20.2	16.5		5.4	2.6	0.6	3.1	4.8	3.7	0.1	0.2	0.0	3.4	0.0																	0.0
			소 각	91.5	91.5	89.0		21.7		5.8	4.9	56.6	2.5	0.7	1.3	0.2	0.3	0.0																	0.0
			재활용	169.7	0.0	0.0							0.0	0.0	0.0	0.0	0.0	43.7	3.8	7.3	0.7	3.2	3.4	0.0	0.0	0.0	0.0	0.3	0.5	0.0	0.0	0.0	0.0	24.5	126.0
	구로구	발생량		260.1	135.0	122.0	0.0	29.7	11.2	5.8	16.2	59.1	13.0	0.9	1.1	2.1	8.9	24.3	1.5	2.7	0.1	3.9	0.6	0.4	0.1	0.0	0.0	0.2	0.2	0.0	0.0	14.6	0.0	0.0	100.8
		처리방법	매 립	16.5	16.5	13.9	0.0	4.3	1.7	0.5	2.4	5.0	2.6	0.2	0.2	0.4	1.8	0.0																	0.0
			소 각	118.5	118.5	108.1	0.0	25.4	9.5	5.3	13.8	54.1	10.4	0.7	0.9	1.7	7.1	0.0																	0.0
			재활용	125.1	0.0	0.0	0.0	0.0	0.0	0.0	0.0	0.0	0.0	0.0	0.0	0.0	0.0	24.3	1.5	2.7	0.1	3.9	0.6	0.4	0.1	0.0	0.0	0.2	0.2	0.0	0.0	14.6	0.0	0.0	100.8
	금천구	발생량		160.4	78.4	76.0	0.0	31.2	2.8	10.6	9.5	21.9	2.4	0.0	0.0	0.8	1.6	30.4	2.2	10.5	1.1	3.5	4.5	0.3	0.1	0.0	0.0	0.6	0.8	0.3	0.0	4.5	0.0	2.0	51.6
		처리방법	매 립	70.3	70.3	67.9	0.0	31.2	2.8	10.6	9.5	13.8	2.4	0.0	0.0	0.8	1.6	0.0																	0.0
			소 각	8.1	8.1	8.1	0.0	0.0	0.0	0.0	0.0	8.1	0.0	0.0	0.0	0.0	0.0	0.0																	0.0
			재활용	82.0	0.0	0.0	0.0	0.0	0.0	0.0	0.0	0.0	0.0	0.0	0.0	0.0	0.0	30.4	2.2	10.5	1.1	3.5	4.5	0.3	0.1	0.0	0.0	0.6	0.8	0.3	0.0	4.5	0.0	2.0	51.6
	영등포구	발생량		267.3	121.6	110.6	0.0	98.4	3.0	3.0	3.2	3.0	11.0	3.0	3.0	4.0	1.0	19.9	1.6	1.7	0.5	7.5	2.5	1.0	0.0	0.0	0.0	0.1	0.3	1.0	0.0	3.1	0.6	0.0	125.8
		처리방법	매 립	26.4	26.4	23.4		19.4	1.0	1.0	1.0	1.0	3.0	1.0	1.0	1.0	0.0	0.0																	0.0
			소 각	95.2	95.2	87.2		79.0	2.0	2.0	2.2	2.0	8.0	2.0	2.0	3.0	1.0	0.0																	0.0
			재활용	145.7	0.0	0.0							0.0					19.9	1.6	1.7	0.5	7.5	2.5	1.0	0.0	0.0	0.0	0.1	0.3	1.0	0.0	3.1	0.6	0.0	125.8
	동작구	발생량		285.1	88.8	88.6	0.0	0.0	0.0	0.0	0.0	88.6	0.2	0.0	0.0	0.0	0.2	112.1	62.2	5.2	1.6	14.9	6.7	0.2	0.1	0.0	0.0	10.7	0.0	0.0	3.7	0.0	0.0	6.8	84.2
		처리방법	매 립	10.2	10.2	10.0						10.0	0.2				0.2	0.0																	0.0
			소 각	78.6	78.6	78.6						78.6	0.0					0.0																	0.0
			재활용	196.3	0.0	0.0						0.0	0.0					112.1	62.2	5.2	1.6	14.9	6.7	0.2	0.1	0.0	0.0	10.7	0.0	0.0	3.7	0.0	0.0	6.8	84.2
	관악구	발생량		291.9	132.4	132.4	0.0	0.0	0.0	0.0	0.0	132.4	0.0	0.0	0.0	0.0	0.0	63.5	1.7	5.0	0.8	1.1	4.7	5.1	0.1	0.0	0.0	0.1	0.0	0.0	0.0	0.0	0.1	44.8	96.0
		처리방법	매 립	107.0	107.0	107.0	0.0	0.0	0.0	0.0	0.0	107.0	0.0	0.0	0.0	0.0	0.0	0.0																	0.0
			소 각	25.4	25.4	25.4	0.0	0.0	0.0	0.0	0.0	25.4	0.0	0.0	0.0	0.0	0.0	0.0																	0.0
			재활용	159.5	0.0	0.0	0.0	0.0	0.0	0.0	0.0	0.0	0.0	0.0	0.0	0.0	0.0	63.5	1.7	5.0	0.8	1.1	4.7	5.1	0.1	0.0	0.0	0.1	0.0	0.0	0.0	0.0	0.1	44.8	96.0

(단위:톤/일)

구 분		발생량 및 처리현황		총계	종량제에 의한 혼합배출													재활용가능자원 분리배출																	남은 음식물류 배출(분리배출 지역일 경우)
					소계	가 연 성							불 연 성					소계	종이류	유리병류	캔류	합성수지류	플라스틱류	전자제품	전지류	타이어	윤활유	형광등	고철류	의류	영농폐기물	가구류	폐식용유	기타	
시도	시군구					소계	음식물채소류	종이류	나무류	고무피혁류	플라스틱류	기타	소계	유리류	금속류	토사류	기타																		
서울	서초구	발생량		475.6	136.6	133.1	0.0	55.1	12.9	16.7	45.1	3.3	3.5	1.2	1.3	0.7	0.3	165.5	78.7	45.8	2.0	19.5	9.0	0.6	0.1	0.0	0.0	0.2	0.0	0.0	0.0	1.4	0.5	7.7	173.5
		처리방법	매 립	29.5	29.5	26.0	0.0	10.2	2.6	3.3	8.9	1.0	3.5	1.2	1.3	0.7	0.3	0.0																	0.0
			소 각	107.1	107.1	107.1	0.0	44.9	10.3	13.4	36.2	2.3	0.0	0.0	0.0	0.0	0.0	0.0																	0.0
			재활용	339.0	0.0	0.0	0.0	0.0	0.0	0.0	0.0	0.0	0.0	0.0	0.0	0.0	0.0	165.5	78.7	45.8	2.0	19.5	9.0	0.6	0.1	0.0	0.0	0.2	0.0	0.0	0.0	1.4	0.5	7.7	173.5
	강남구	발생량		533.9	225.2	205.6	0.0	0.5	0.1	0.4	0.0	204.6	19.6	1.3	1.1	0.0	17.2	214.4	22.7	31.5	11.3	19.3	24.5	5.8	4.7	10.3	11.0	2.3	15.6	8.3	0.0	10.3	1.9	34.9	94.3
		처리방법	매 립	81.9	81.9	62.3	0.0	0.2	0.1	0.3	0.0	61.7	19.6	1.3	1.1	0.0	17.2	0.0																	0.0
			소 각	143.3	143.3	143.3	0.0	0.3	0.0	0.1	0.0	142.9	0.0	0.0	0.0	0.0	0.0	0.0																	0.0
			재활용	308.7	0.0	0.0	0.0	0.0	0.0	0.0	0.0	0.0	0.0	0.0	0.0	0.0	0.0	214.4	22.7	31.5	11.3	19.3	24.5	5.8	4.7	10.3	11.0	2.3	15.6	8.3	0.0	10.3	1.9	34.9	94.3
	송파구	발생량		549.4	132.2	110.8	0.0	59.3	13.1	9.5	9.5	19.4	21.4	7.5	7.7	0.0	6.2	234.8	104.9	38.0	10.1	13.4	21.2	0.8	4.0	0.0	0.0	3.0	14.1	1.1	0.0	0.5	0.0	23.7	182.4
		처리방법	매 립	42.3	42.3	34.4	0.0	15.0	4.6	2.8	2.8	9.2	7.9	2.8	3.0	0.0	2.1	0.0																	0.0
			소 각	89.9	89.9	76.4	0.0	44.3	8.5	6.7	6.7	10.2	13.5	4.7	4.7	0.0	4.1	0.0																	0.0
			재활용	417.2	0.0	0.0	0.0	0.0	0.0	0.0	0.0	0.0	0.0	0.0	0.0	0.0	0.0	234.8	104.9	38.0	10.1	13.4	21.2	0.8	4.0	0.0	0.0	3.0	14.1	1.1	0.0	0.5	0.0	23.7	182.4
	강동구	발생량		225.9	109.4	95.9	0.0	2.5	2.3	5.0	1.6	84.5	13.5	1.9	3.2	1.5	6.9	10.3	1.3	4.0	0.7	2.1	1.4	0.1	0.0	0.0	0.0	0.0	0.1	0.0	0.0	0.0	0.0	0.6	106.2
		처리방법	매 립	59.8	59.8	51.4		2.2	0.8	0.9	0.9	46.6	8.4	1.8	1.5	1.2	3.9	0.0																	0.0
			소 각	49.6	49.6	44.5		0.3	1.5	4.1	0.7	37.9	5.1	0.1	1.7	0.3	3.0	0.0																	0.0
			재활용	116.5	0.0	0.0							0.0					10.3	1.3	4.0	0.7	2.1	1.4	0.1	0.0	0.0	0.0	0.0	0.1	0.0	0.0	0.0	0.0	0.6	106.2
부산	소계	발생량		2,648.2	778.2	707.1	0.0	308.4	26.6	49.5	180.5	142.1	71.1	6.9	3.9	0.3	60.0	1,246.2	617.2	167.8	68.1	16.1	149.2	0.7	0.1	0.0	0.0	0.5	137.5	0.1	0.3	0.0	0.0	88.6	623.8
		처리방법	매 립	193.5	193.5	160.1	0.0	67.7	3.2	2.9	51.5	34.8	33.4	5.9	3.4	0.3	23.8	0.0	0.0	0.0	0.0	0.0	0.0	0.0	0.0	0.0	0.0	0.0	0.0	0.0	0.0	0.0	0.0	0.0	0.0
			소 각	584.7	584.7	547.0	0.0	240.7	23.4	46.6	129.0	107.3	37.7	1.0	0.5	0.0	36.2	0.0	0.0	0.0	0.0	0.0	0.0	0.0	0.0	0.0	0.0	0.0	0.0	0.0	0.0	0.0	0.0	0.0	0.0
			재활용	1,870.0	0.0	0.0	0.0	0.0	0.0	0.0	0.0	0.0	0.0	0.0	0.0	0.0	0.0	1,246.2	617.2	167.8	68.1	16.1	149.2	0.7	0.1	0.0	0.0	0.5	137.5	0.1	0.3	0.0	0.0	88.6	623.8
	중구	발생량		61.9	32.4	29.3	0.0	14.4	0.6	2.1	6.5	5.7	3.1	0.3	0.1	0.0	2.7	16.4	9.2	0.7	0.8	0.0	2.0	0.0	0.0	0.0	0.0	0.0	2.5	0.0	0.0	0.0	0.0	1.2	13.1
		처리방법	매 립	9.4	9.4	7.7		3.2	0.2	0.1	2.5	1.7	1.7	0.3	0.1		1.3	0.0																	0.0
			소 각	23.0	23.0	21.6		11.2	0.4	2.0	4.0	4.0	1.4				1.4	0.0																	0.0
			재활용	29.5	0.0	0.0							0.0					16.4	9.2	0.7	0.8	0.0	2.0	0.0	0.0	0.0	0.0	0.0	2.5	0.0	0.0	0.0	0.0	1.2	13.1
	서구	발생량		96.0	30.4	27.2	0.0	12.5	0.7	1.4	7.2	5.4	3.2	0.4	0.2	0.0	2.6	48.0	23.9	6.5	2.2	0.0	6.5	0.0	0.0	0.0	0.0	0.0	6.4	0.0	0.0	0.0	0.0	2.5	17.6
		처리방법	매 립	12.0	12.0	9.8		4.1	0.2	0.1	3.2	2.2	2.2	0.4	0.2		1.6	0.0																	0.0
			소 각	18.4	18.4	17.4		8.4	0.5	1.3	4.0	3.2	1.0				1.0	0.0																	0.0
			재활용	65.6	0.0	0.0							0.0					48.0	23.9	6.5	2.2	0.0	6.5	0.0	0.0	0.0	0.0	0.0	6.4	0.0	0.0	0.0	0.0	2.5	17.6
	동구	발생량		84.1	23.8	21.6	0.0	10.5	0.7	1.3	4.8	4.3	2.2	0.2	0.1	0.0	1.9	45.2	22.7	5.7	2.2	0.0	5.7	0.0	0.0	0.0	0.0	0.0	5.9	0.0	0.0	0.0	0.0	3.0	15.1
		처리방법	매 립	7.4	7.4	6.1		2.5	0.1	0.1	2.0	1.4	1.3	0.2	0.1		1.0	0.0																	0.0
			소 각	16.4	16.4	15.5		8.0	0.6	1.2	2.8	2.9	0.9				0.9	0.0																	0.0
			재활용	60.3	0.0	0.0							0.0					45.2	22.7	5.7	2.2	0.0	5.7	0.0	0.0	0.0	0.0	0.0	5.9	0.0	0.0	0.0	0.0	3.0	15.1
	영도구	발생량		112.2	26.6	21.6	0.0	8.8	0.4	0.4	7.5	4.5	5.0	0.8	0.5	0.0	3.7	62.2	31.0	8.3	11.0	0.0	7.6	0.0	0.0	0.0	0.0	0.0	0.0	0.0	0.0	0.0	0.0	4.3	23.4
		처리방법	매 립	6.6	6.6	5.5		2.3	0.1	0.1	1.8	1.2	1.1	0.2	0.1		0.8	0.0																	0.0
			소 각	20.0	20.0	16.1		6.5	0.3	0.3	5.7	3.3	3.9	0.6	0.4		2.9	0.0																	0.0
			재활용	85.6	0.0	0.0							0.0					62.2	31.0	8.3	11.0	0.0	7.6	0.0	0.0	0.0	0.0	0.0	0.0	0.0	0.0	0.0	0.0	4.3	23.4
	부산진구	발생량		280.4	87.8	80.4	0.0	36.9	2.5	5.6	19.9	15.5	7.4	0.6	0.4	0.0	6.4	129.4	62.2	18.1	6.0	0.0	18.5	0.0	0.0	0.0	0.0	0.0	15.9	0.0	0.0	0.0	0.0	8.7	63.2
		처리방법	매 립	20.3	20.3	16.6		6.9	0.3	0.2	5.4	3.8	3.7	0.6	0.4		2.7	0.0																	0.0
			소 각	67.5	67.5	63.8		30.0	2.2	5.4	14.5	11.7	3.7				3.7	0.0																	0.0
			재활용	192.6	0.0	0.0							0.0					129.4	62.2	18.1	6.0	0.0	18.5	0.0	0.0	0.0	0.0	0.0	15.9	0.0	0.0	0.0	0.0	8.7	63.2
	동래구	발생량		209.7	56.4	51.4	0.0	21.5	1.7	4.1	13.6	10.5	5.0	0.4	0.2	0.0	4.4	107.4	53.6	14.1	5.1	5.6	6.6	0.0	0.0	0.0	0.0	0.1	14.0	0.0	0.0	0.0	0.0	8.3	45.9
		처리방법	매 립	12.8	12.8	10.4		4.1	0.2	0.1	3.5	2.5	2.4	0.4	0.2		1.8	0.0																	0.0
			소 각	43.6	43.6	41.0		17.4	1.5	4.0	10.1	8.0	2.6				2.6	0.0																	0.0
			재활용	153.3	0.0	0.0							0.0					107.4	53.6	14.1	5.1	5.6	6.6	0.0	0.0	0.0	0.0	0.1	14.0	0.0	0.0	0.0	0.0	8.3	45.9
	남구	발생량		199.7	45.8	41.9	0.0	18.3	1.2	2.6	10.5	9.3	3.9	0.3	0.2	0.0	3.4	112.6	56.0	14.7	5.2	0.0	14.2	0.0	0.0	0.0	0.0	0.0	14.7	0.0	0.0	0.0	0.0	7.8	41.3
		처리방법	매 립	9.8	9.8	8.0	0.0	3.3	0.2	0.1	2.6	1.8	1.8	0.3	0.2	0.0	1.3	0.0																	0.0
			소 각	36.0	36.0	33.9	0.0	15.0	1.0	2.5	7.9	7.5	2.1	0.0	0.0	0.0	2.1	0.0																	0.0
			재활용	153.9	0.0	0.0							0.0					112.6	56.0	14.7	5.2	0.0	14.2	0.0	0.0	0.0	0.0	0.0	14.7	0.0	0.0	0.0	0.0	7.8	41.3

(단위:톤/일)

구 분		발생량 및 처리현황		총계	종량제에 의한 혼합배출													재활용가능자원 분리배출																남은 음식물류 배출(분리배출 지역일 경우)
					소계	가 연 성							불 연 성					소계	종이류	유리병류	캔류	합성수지류	플라스틱류	전자제품	전지류	타이어	윤활유	형광등	고철류	의류	영농폐기물	가구류	폐식용유	기타	
시도	시군구					소계	음식물채소류	종이류	나무류	고무피혁류	플라스틱류	기타	소계	유리류	금속류	토사류	기타																		
부산	북구	발생량		225.9	58.6	54.1	0.0	25.0	1.7	4.0	12.7	10.7	4.5	0.4	0.1	0.0	4.0	107.4	61.2	16.1	5.8	3.3	12.4	0.2	0.0	0.0	0.0	0.1	0.1	0.0	0.0	0.0	0.0	8.2	59.9
		처리방법	매 립	8.7	8.7	7.1		3.0	0.1	0.1	2.3	1.6	1.6	0.3	0.1		1.2	0.0																	0.0
			소 각	49.9	49.9	47.0		22.0	1.6	3.9	10.4	9.1	2.9	0.1			2.8	0.0																	0.0
			재활용	167.3	0.0	0.0							0.0					107.4	61.2	16.1	5.8	3.3	12.4	0.2	0.0	0.0	0.0	0.1	0.1	0.0	0.0	0.0	0.0	8.2	59.9
	해운대구	발생량		262.0	56.5	51.5	0.0	25.2	7.3	3.7	8.2	7.1	5.0	0.7	0.5	0.3	3.5	125.3	56.5	18.6	5.9	1.0	24.4	0.0	0.0	0.0	0.0	0.0	12.2	0.0	0.0	0.0	0.0	6.7	80.2
		처리방법	매 립	9.2	9.2	6.7		2.3	0.3	0.7	2.2	1.2	2.5	0.5	0.5	0.3	1.2	0.0																	0.0
			소 각	47.3	47.3	44.8		22.9	7.0	3.0	6.0	5.9	2.5	0.2			2.3	0.0																	0.0
			재활용	205.5	0.0	0.0							0.0					125.3	56.5	18.6	5.9	1.0	24.4	0.0	0.0	0.0	0.0	0.0	12.2	0.0	0.0	0.0	0.0	6.7	80.2
	사하구	발생량		272.7	97.7	89.0	0.0	31.9	1.7	7.9	27.0	20.5	8.7	0.6	0.3	0.0	7.8	119.8	57.0	16.4	6.1	0.8	9.3	0.2	0.1	0.0	0.0	0.1	17.7	0.0	0.0	0.0	0.0	12.1	55.2
		처리방법	매 립	21.4	21.4	18.2		7.6	0.2	0.2	6.2	4.0	3.2	0.6	0.3		2.3	0.0																	0.0
			소 각	76.3	76.3	70.8		24.3	1.5	7.7	20.8	16.5	5.5				5.5	0.0																	0.0
			재활용	175.0	0.0	0.0							0.0					119.8	57.0	16.4	6.1	0.8	9.3	0.2	0.1	0.0	0.0	0.1	17.7	0.0	0.0	0.0	0.0	12.1	55.2
	금정구	발생량		193.9	44.7	41.6	0.0	18.3	1.4	3.6	9.4	8.9	3.1	0.1	0.2	0.0	2.8	95.0	47.2	12.4	4.5	4.9	7.2	0.1	0.0	0.0	0.0	0.1	12.4	0.0	0.0	0.0	0.0	6.2	54.2
		처리방법	매 립	8.8	8.8	8.2	0.0	4.3	0.2	0.1	2.3	1.3	0.6	0.1	0.2	0.0	0.3	0.0																	0.0
			소 각	35.9	35.9	33.4	0.0	14.0	1.2	3.5	7.1	7.6	2.5	0.0	0.0	0.0	2.5	0.0																	0.0
			재활용	149.2	0.0	0.0	0.0	0.0	0.0	0.0	0.0	0.0	0.0	0.0	0.0	0.0	0.0	95.0	47.2	12.4	4.5	4.9	7.2	0.1	0.0	0.0	0.0	0.1	12.4	0.0	0.0	0.0	0.0	6.2	54.2
	강서구	발생량		66.0	38.3	36.1	0.0	16.8	1.5	1.1	8.7	8.0	2.2	0.3	0.2	0.0	1.7	13.0	6.0	2.0	0.6	0.0	1.8	0.0	0.0	0.0	0.0	0.0	1.5	0.0	0.2	0.0	0.0	0.9	14.7
		처리방법	매 립	9.7	9.7	8.6		4.0	0.2	0.2	2.2	2.0	1.1	0.2	0.1		0.8	0.0																	0.0
			소 각	28.6	28.6	27.5		12.8	1.3	0.9	6.5	6.0	1.1	0.1	0.1		0.9	0.0																	0.0
			재활용	27.7	0.0	0.0							0.0					13.0	6.0	2.0	0.6	0.0	1.8	0.0	0.0	0.0	0.0	0.0	1.5	0.0	0.2	0.0	0.0	0.9	14.7
	연제구	발생량		148.5	33.0	29.6	0.0	11.6	1.3	3.1	8.1	5.5	3.4	0.3	0.1	0.0	3.0	82.6	41.6	10.0	4.1	0.0	10.1	0.0	0.0	0.0	0.0	0.0	11.4	0.0	0.0	0.0	0.0	5.4	32.9
		처리방법	매 립	7.6	7.6	6.2		2.6	0.1	0.1	2.0	1.4	1.4	0.3	0.1		1.0	0.0																	0.0
			소 각	25.4	25.4	23.4		9.0	1.2	3.0	6.1	4.1	2.0				2.0	0.0																	0.0
			재활용	115.5	0.0	0.0							0.0					82.6	41.6	10.0	4.1	0.0	10.1	0.0	0.0	0.0	0.0	0.0	11.4	0.0	0.0	0.0	0.0	5.4	32.9
	수영구	발생량		131.6	36.8	34.1	0.0	15.5	0.9	2.1	9.3	6.3	2.7	0.2	0.1	0.0	2.4	64.2	32.5	8.2	3.1	0.0	7.9	0.0	0.0	0.0	0.0	0.0	8.1	0.0	0.0	0.0	0.0	4.4	30.6
		처리방법	매 립	7.7	7.7	6.5		3.1	0.1	0.1	2.0	1.2	1.2	0.2	0.1		0.9	0.0																	0.0
			소 각	29.1	29.1	27.6		12.4	0.8	2.0	7.3	5.1	1.5				1.5	0.0																	0.0
			재활용	94.8	0.0	0.0							0.0					64.2	32.5	8.2	3.1	0.0	7.9	0.0	0.0	0.0	0.0	0.0	8.1	0.0	0.0	0.0	0.0	4.4	30.6
	사상구	발생량		233.1	68.9	61.0	0.0	24.2	1.9	4.0	17.6	13.3	7.9	0.9	0.5	0.0	6.5	114.0	56.5	15.0	5.4	0.0	14.6	0.0	0.0	0.0	0.0	0.0	14.7	0.0	0.0	0.0	0.0	7.8	50.2
		처리방법	매 립	30.0	30.0	24.6		10.2	0.5	0.4	8.0	5.5	5.4	0.9	0.5		4.0	0.0																	0.0
			소 각	38.9	38.9	36.4		14.0	1.4	3.6	9.6	7.8	2.5				2.5	0.0																	0.0
			재활용	164.2	0.0	0.0							0.0					114.0	56.5	15.0	5.4	0.0	14.6	0.0	0.0	0.0	0.0	0.0	14.7	0.0	0.0	0.0	0.0	7.8	50.2
	기장군	발생량		70.5	40.5	36.7	0.0	17.0	1.1	2.5	9.5	6.6	3.8	0.4	0.2	0.0	3.2	3.7	0.1	1.0	0.1	0.5	0.4	0.2	0.0	0.0	0.0	0.1	0.0	0.1	0.1	0.0	0.0	1.1	26.3
		처리방법	매 립	12.1	12.1	9.9		4.2	0.2	0.2	3.3	2.0	2.2	0.4	0.2		1.6	0.0																	0.0
			소 각	28.4	28.4	26.8		12.8	0.9	2.3	6.2	4.6	1.6				1.6	0.0																	0.0
			재활용	30.0	0.0	0.0							0.0					3.7	0.1	1.0	0.1	0.5	0.4	0.2	0.0	0.0	0.0	0.1	0.0	0.1	0.1	0.0	0.0	1.1	26.3
대구	소계	발생량		2,158.9	975.2	592.2	0.0	94.9	92.9	22.6	146.5	235.3	383.0	50.7	11.7	1.4	319.2	632.0	163.3	124.3	52.3	59.8	76.6	4.6	2.7	0.0	0.0	2.0	70.3	12.1	0.9	30.0	1.5	31.6	551.7
		처리방법	매 립	640.8	640.8	319.0	0.0	53.0	39.5	13.8	73.8	138.9	321.8	42.2	10.3	1.4	267.9	0.0	0.0	0.0	0.0	0.0	0.0	0.0	0.0	0.0	0.0	0.0	0.0	0.0	0.0	0.0	0.0	0.0	0.0
			소 각	341.0	334.4	273.2	0.0	41.9	53.4	8.8	72.7	96.4	61.2	8.5	1.4	0.0	51.3	0.0	0.0	0.0	0.0	0.0	0.0	0.0	0.0	0.0	0.0	0.0	0.0	0.0	0.0	0.0	0.0	0.0	6.6
			재활용	1,177.1	0.0	0.0	0.0	0.0	0.0	0.0	0.0	0.0	0.0	0.0	0.0	0.0	0.0	632.0	163.3	124.3	52.3	59.8	76.6	4.6	2.7	0.0	0.0	2.0	70.3	12.1	0.9	30.0	1.5	31.6	545.1
	중구	발생량		131.5	64.4	62.0	0.0	22.0	6.1	3.0	12.6	18.3	2.4	1.1	1.3	0.0	0.0	43.5	20.7	8.2	4.2	0.1	3.2	0.0	0.0	0.0	0.0	0.6	2.3	1.6	0.0	0.8	0.0	1.8	23.6
		처리방법	매 립	52.6	52.6	50.2		16.4	5.0	2.9	10.6	15.3	2.4	1.1	1.3			0.0																	0.0
			소 각	11.8	11.8	11.8		5.6	1.1	0.1	2.0	3.0	0.0					0.0																	0.0
			재활용	67.1	0.0	0.0							0.0					43.5	20.7	8.2	4.2	0.1	3.2	0.0	0.0	0.0	0.0	0.6	2.3	1.6	0.0	0.8	0.0	1.8	23.6
	동구	발생량		300.4	157.1	118.0	0.0	9.4	19.3	0.0	23.3	66.0	39.1	2.9	1.3	0.0	34.9	76.5	2.6	34.5	4.2	12.6	22.0	0.0	0.0	0.0	0.0	0.0	0.5	0.0	0.0	0.0	0.0	0.1	66.8
		처리방법	매 립	100.4	100.4	61.3		6.7	5.3	0.0	19.6	29.7	39.1	2.9	1.3	0.0	34.9	0.0																	0.0
			소 각	56.7	56.7	56.7		2.7	14.0		3.7	36.3	0.0					0.0																	0.0
			재활용	143.3	0.0	0.0							0.0					76.5	2.6	34.5	4.2	12.6	22.0	0.0	0.0	0.0	0.0	0.0	0.5	0.0	0.0	0.0	0.0	0.1	66.8

(단위:톤/일)

구 분		발생량 및 처리현황		총계	종량제에 의한 혼합배출													재활용가능자원 분리배출																	남은 음식물류 배출(분리배출 지역일 경우)
					소계	가 연 성							불 연 성					소계	종이류	유리병류	캔류	합성수지류	플라스틱류	전자제품	전지류	타이어	윤활유	형광등	고철류	의류	영농폐기물	가구류	폐식용유	기타	
시도	시군구					소계	음식물채소류	종이류	나무류	고무피혁류	플라스틱류	기타	소계	유리류	금속류	토사류	기타																		
대구	서구	발생량		199.7	99.3	60.8	0.0	5.7	0.0	0.0	4.6	50.5	38.5	12.1	1.2	0.0	25.2	60.1	43.8	2.2	1.7	1.4	1.1	0.0	0.0	0.0	0.0	0.0	0.1	0.5	0.0	4.7	0.0	4.6	40.3
		처리방법	매 립	69.2	69.2	43.8		3.7			3.0	37.1	25.4	8.0	0.8		16.6	0.0																	0.0
			소 각	30.1	30.1	17.0		2.0			1.6	13.4	13.1	4.1	0.4		8.6	0.0																	0.0
			재활용	100.4	0.0	0.0							0.0					60.1	43.8	2.2	1.7	1.4	1.1	0.0	0.0	0.0	0.0	0.0	0.1	0.5	0.0	4.7	0.0	4.6	40.3
	남구	발생량		178.1	88.3	58.3	0.0	14.0	6.5	1.8	14.8	21.2	30.0	1.5	0.4	0.0	28.1	62.8	10.4	24.0	1.9	8.5	16.8	0.2	0.2	0.0	0.0	0.4	0.1	0.3	0.0	0.0	0.0	0.0	27.0
		처리방법	매 립	46.4	46.4	16.4		3.6		0.4	4.6	7.8	30.0	1.5	0.4		28.1	0.0																	0.0
			소 각	41.9	41.9	41.9		10.4	6.5	1.4	10.2	13.4	0.0					0.0																	0.0
			재활용	89.8	0.0	0.0							0.0					62.8	10.4	24.0	1.9	8.5	16.8	0.2	0.2	0.0	0.0	0.4	0.1	0.3	0.0	0.0	0.0	0.0	27.0
	북구	발생량		358.5	163.2	37.2	0.0	6.0	1.0	0.7	29.5	0.0	126.0	4.5	2.2	0.0	119.3	90.2	22.1	9.1	5.2	7.8	8.0	0.1	0.1	0.0	0.0	0.1	22.4	1.3	0.0	13.6	0.0	0.4	105.1
		처리방법	매 립	126.0	126.0	0.0							126.0	4.5	2.2		119.3	0.0																	0.0
			소 각	37.2	37.2	37.2		6.0	1.0	0.7	29.5		0.0					0.0																	0.0
			재활용	195.3	0.0	0.0							0.0					90.2	22.1	9.1	5.2	7.8	8.0	0.1	0.1	0.0	0.0	0.1	22.4	1.3	0.0	13.6	0.0	0.4	105.1
	수성구	발생량		359.2	147.2	73.9	0.0	5.4	0.5	4.0	29.4	34.6	73.3	16.4	3.4	0.0	53.5	107.4	17.2	12.7	8.1	19.0	9.3	3.4	0.1	0.0	0.0	0.6	13.3	4.8	0.0	9.2	1.5	8.2	104.6
		처리방법	매 립	110.6	110.6	52.9	0.0	5.1	0.0	3.6	18.1	26.1	57.7	15.8	2.9		39.0	0.0																	0.0
			소 각	43.2	36.6	21.0		0.3	0.5	0.4	11.3	8.5	15.6	0.6	0.5		14.5	0.0																	6.6
			재활용	205.4	0.0	0.0							0.0					107.4	17.2	12.7	8.1	19.0	9.3	3.4	0.1	0.0	0.0	0.6	13.3	4.8	0.0	9.2	1.5	8.2	98.0
	달서구	발생량		457.5	192.1	129.2	0.0	9.3	57.7	11.1	17.9	33.2	62.9	7.4	1.0	0.0	54.5	119.1	32.9	15.6	10.9	10.4	10.9	0.0	0.1	0.0	0.0	0.1	20.1	3.1	0.0	0.0	0.0	15.0	146.3
		처리방법	매 립	93.6	93.6	63.2		4.5	28.1	5.4	8.7	16.5	30.4	3.6	0.5	0.0	26.3	0.0																	0.0
			소 각	98.5	98.5	66.0		4.8	29.6	5.7	9.2	16.7	32.5	3.8	0.5	0.0	28.2	0.0																	0.0
			재활용	265.4	0.0	0.0							0.0					119.1	32.9	15.6	10.9	10.4	10.9	0.0	0.1	0.0	0.0	0.1	20.1	3.1	0.0	0.0	0.0	15.0	146.3
	달성군	발생량		174.0	63.6	52.8	0.0	23.1	1.8	2.0	14.4	11.5	10.8	4.8	0.9	1.4	3.7	72.4	13.6	18.0	16.1	0.0	5.3	0.9	2.2	0.0	0.0	0.2	11.5	0.5	0.9	1.7	0.0	1.5	38.0
		처리방법	매 립	42.0	42.0	31.2		13.0	1.1	1.5	9.2	6.4	10.8	4.8	0.9	1.4	3.7	0.0																	0.0
			소 각	21.6	21.6	21.6		10.1	0.7	0.5	5.2	5.1	0.0					0.0																	0.0
			재활용	110.4	0.0	0.0							0.0					72.4	13.6	18.0	16.1	0.0	5.3	0.9	2.2	0.0	0.0	0.2	11.5	0.5	0.9	1.7	0.0	1.5	38.0
인천	소계	발생량		1,608.8	767.3	648.6	1.5	126.3	51.4	47.6	40.8	381.0	118.7	10.3	12.9	8.6	86.9	247.7	37.2	36.8	4.6	71.2	20.7	2.1	0.2	0.0	0.0	0.9	55.8	1.7	0.8	7.2	0.0	8.5	593.8
		처리방법	매 립	153.0	151.8	33.9	0.0	8.5	1.9	4.8	2.5	16.2	117.9	9.9	12.7	8.6	86.7	0.0	0.0	0.0	0.0	0.0	0.0	0.0	0.0	0.0	0.0	0.0	0.0	0.0	0.0	0.0	0.0	0.0	1.2
			소 각	609.6	608.4	607.9	1.5	117.8	42.7	42.8	38.3	364.8	0.5	0.1	0.2	0.0	0.2	0.0	0.0	0.0	0.0	0.0	0.0	0.0	0.0	0.0	0.0	0.0	0.0	0.0	0.0	0.0	0.0	0.0	1.2
			재활용	846.2	7.1	6.8	0.0	0.0	6.8	0.0	0.0	0.0	0.3	0.3	0.0	0.0	0.0	247.7	37.2	36.8	4.6	71.2	20.7	2.1	0.2	0.0	0.0	0.9	55.8	1.7	0.8	7.2	0.0	8.5	591.4
	중구	발생량		99.6	55.6	35.2	0.0	10.2	7.7	7.0	6.0	4.3	20.4	6.9	6.3	2.0	5.2	6.2	0.5	1.8	0.0	3.0	0.9	0.0	0.0	0.0	0.0	0.0	0.0	0.0	0.0	0.0	0.0	0.0	37.8
		처리방법	매 립	20.4	20.4	0.0							20.4	6.9	6.3	2.0	5.2	0.0																	0.0
			소 각	35.2	35.2	35.2	0.0	10.2	7.7	7.0	6.0	4.3	0.0					0.0																	0.0
			재활용	44.0	0.0	0.0							0.0					6.2	0.5	1.8	0.0	3.0	0.9	0.0	0.0	0.0	0.0	0.0	0.0	0.0	0.0	0.0	0.0	0.0	37.8
	동구	발생량		42.7	19.8	11.3	0.0	0.0	0.0	0.0	0.0	11.3	8.5	0.0	0.0	0.0	8.5	1.6	0.1	0.1	0.0	1.2	0.1	0.0	0.0	0.0	0.0	0.0	0.1	0.0	0.0	0.0	0.0	0.0	21.3
		처리방법	매 립	8.5	8.5	0.0							8.5				8.5	0.0																	0.0
			소 각	11.3	11.3	11.3						11.3	0.0					0.0																	0.0
			재활용	22.9	0.0	0.0							0.0					1.6	0.1	0.1	0.0	1.2	0.1	0.0	0.0	0.0	0.0	0.0	0.1	0.0	0.0	0.0	0.0	0.0	21.3
	남구	발생량		279.4	108.2	85.3	0.0	0.0	0.0	0.0	0.0	85.3	22.9	0.0	0.0	0.0	22.9	91.3	17.4	10.6	3.1	35.9	12.5	0.6	0.0	0.0	0.0	0.2	2.7	0.6	0.0	6.4	0.0	1.3	79.9
		처리방법	매 립	22.9	22.9	0.0							22.9				22.9	0.0																	0.0
			소 각	85.4	85.3	85.3						85.3	0.0					0.0																	0.1
			재활용	171.1	0.0	0.0							0.0					91.3	17.4	10.6	3.1	35.9	12.5	0.6	0.0	0.0	0.0	0.2	2.7	0.6	0.0	6.4	0.0	1.3	79.8
	연수구	발생량		126.1	55.0	48.3	0.0	7.7	3.7	7.4	7.8	21.7	6.7	0.0	0.0	0.1	6.6	11.5	3.8	0.9	0.5	4.9	1.0	0.0	0.0	0.0	0.0	0.0	0.4	0.0	0.0	0.0	0.0	0.0	59.6
		처리방법	매 립	6.7	6.7	0.0							6.7			0.1	6.6	0.0																	0.0
			소 각	48.3	48.3	48.3		7.7	3.7	7.4	7.8	21.7	0.0					0.0																	0.0
			재활용	71.1	0.0	0.0	0.0						0.0					11.5	3.8	0.9	0.5	4.9	1.0	0.0	0.0	0.0	0.0	0.0	0.4	0.0	0.0	0.0	0.0	0.0	59.6
	남동구	발생량		248.3	116.2	100.7	0.0	16.0	3.9	3.1	2.8	74.9	15.5	0.0	0.0	0.0	15.5	15.9	0.2	3.7	0.1	9.8	1.6	0.0	0.0	0.0	0.0	0.2	0.2	0.0	0.1	0.0	0.0	0.0	116.2
		처리방법	매 립	15.5	15.5	0.0							15.5				15.5	0.0																	0.0
			소 각	100.7	100.7	100.7		16.0	3.9	3.1	2.8	74.9	0.0					0.0																	0.0
			재활용	132.1	0.0	0.0							0.0					15.9	0.2	3.7	0.1	9.8	1.6	0.0	0.0	0.0	0.0	0.2	0.2	0.0	0.1	0.0	0.0	0.0	116.2

(단위:톤/일)

구 분		발생량 및 처리현황		총계	종량제에 의한 혼합배출													재활용가능자원 분리배출																	남은 음식물류 배출(분리배출 지역일 경우)
					소계	가 연 성							불 연 성					소계	종이류	유리병류	캔류	합성수지류	플라스틱류	전자제품	전지류	타이어	윤활유	형광등	고철류	의류	영농폐기물	가구류	폐식용유	기타	
시도	시군구					소계	음식물채소류	종이류	나무류	고무피혁류	플라스틱류	기타	소계	유리류	금속류	토사류	기타																		
인천	부평구	발생량		306.9	176.7	164.0	0.0	31.9	17.4	23.2	8.7	82.8	12.7	0.0	0.0	0.0	12.7	15.8	0.3	1.7	0.3	10.7	1.7	0.1	0.1	0.0	0.0	0.2	0.2	0.0	0.0	0.0	0.0	0.5	114.4
		처리방법	매 립	35.2	35.2	22.5		4.9	0.4	3.6	0.7	12.9	12.7				12.7	0.0																	0.0
			소 각	141.5	141.5	141.5		27.0	17.0	19.6	8.0	69.9	0.0					0.0																	0.0
			재활용	130.2	0.0	0.0							0.0					15.8	0.3	1.7	0.3	10.7	1.7	0.1	0.1	0.0	0.0	0.2	0.2	0.0	0.0	0.0	0.0	0.5	114.4
	계양구	발생량		241.0	91.2	74.6	0.0	15.4	11.5	1.4	5.5	40.8	16.6	2.1	2.6	3.9	8.0	83.2	12.3	13.5	0.2	1.9	1.8	0.1	0.1	0.0	0.0	0.2	52.0	1.1	0.0	0.0	0.0	0.0	66.6
		처리방법	매 립	16.3	16.3	0.0							16.3	1.8	2.6	3.9	8.0	0.0																	0.0
			소 각	67.8	67.8	67.8		15.4	4.7	1.4	5.5	40.8	0.0					0.0																	0.0
			재활용	156.9	7.1	6.8			6.8				0.3	0.3				83.2	12.3	13.5	0.2	1.9	1.8	0.1	0.1	0.0	0.0	0.2	52.0	1.1	0.0	0.0	0.0	0.0	66.6
	서구	발생량		188.8	101.6	97.5	0.0	38.7	5.8	4.1	8.4	40.5	4.1	0.1	0.4	0.3	3.3	12.7	0.9	2.5	0.1	2.9	0.2	0.0	0.0	0.0	0.0	0.1	0.1	0.0	0.0	0.0	0.0	5.9	74.5
		처리방법	매 립	11.7	11.7	7.6		3.6	0.7	0.4	1.4	1.5	4.1	0.1	0.4	0.3	3.3	0.0																	0.0
			소 각	89.9	89.9	89.9		35.1	5.1	3.7	7.0	39.0	0.0					0.0																	0.0
			재활용	87.2	0.0	0.0							0.0					12.7	0.9	2.5	0.1	2.9	0.2	0.0	0.0	0.0	0.0	0.1	0.1	0.0	0.0	0.0	0.0	5.9	74.5
	강화군	발생량		29.6	16.7	5.6	0.0	0.7	0.9	1.0	0.6	2.4	11.1	1.2	3.6	2.3	4.0	4.6	0.4	0.6	0.1	0.5	0.3	0.8	0.0	0.0	0.0	0.0	0.0	0.0	0.7	0.8	0.0	0.4	8.3
		처리방법	매 립	14.6	14.6	3.8			0.8	0.8	0.4	1.8	10.8	1.1	3.4	2.3	4.0	0.0																	0.0
			소 각	2.1	2.1	1.8		0.7	0.1	0.2	0.2	0.6	0.3	0.1	0.2			0.0																	0.0
			재활용	12.9	0.0	0.0							0.0					4.6	0.4	0.6	0.1	0.5	0.3	0.8	0.0	0.0	0.0	0.0	0.0	0.0	0.7	0.8	0.0	0.4	8.3
	옹진군	발생량		13.7	5.7	5.5	0.0	2.5	0.5	0.4	1.0	1.1	0.2	0.0	0.0	0.0	0.2	4.0	1.3	1.2	0.2	0.1	0.5	0.5	0.0	0.0	0.0	0.0	0.1	0.0	0.0	0.0	0.0	0.1	4.0
		처리방법	매 립	1.2	0.0	0.0							0.0					0.0																	1.2
			소 각	5.7	5.7	5.5		2.5	0.5	0.4	1.0	1.1	0.2				0.2	0.0																	0.0
			재활용	6.8	0.0	0.0							0.0					4.0	1.3	1.2	0.2	0.1	0.5	0.5	0.0	0.0	0.0	0.0	0.1	0.0	0.0	0.0	0.0	0.1	2.8
	경제청	발생량		32.7	20.6	20.6	1.5	3.2	0.0	0.0	0.0	15.9	0.0	0.0	0.0	0.0	0.0	0.9	0.0	0.2	0.0	0.3	0.1	0.0	0.0	0.0	0.0	0.0	0.0	0.0	0.0	0.0	0.0	0.3	11.2
		처리방법	매 립	0.0	0.0	0.0							0.0					0.0																	0.0
			소 각	21.7	20.6	20.6	1.5	3.2				15.9	0.0					0.0																	1.1
			재활용	11.0	0.0	0.0							0.0					0.9	0.0	0.2	0.0	0.3	0.1	0.0	0.0	0.0	0.0	0.0	0.0	0.0	0.0	0.0	0.0	0.3	10.1
광주	소계	발생량		1,195.6	443.6	331.0	0.0	92.6	23.2	26.5	80.6	108.1	112.6	20.2	16.2	39.2	37.0	339.4	57.7	37.1	20.2	49.2	52.8	1.4	0.2	0.6	0.1	1.1	64.2	8.7	0.3	5.4	0.1	40.3	412.6
		처리방법	매 립	201.1	201.1	149.6	0.0	41.8	11.8	12.4	32.4	51.2	51.5	8.5	5.8	18.4	18.8	0.0	0.0	0.0	0.0	0.0	0.0	0.0	0.0	0.0	0.0	0.0	0.0	0.0	0.0	0.0	0.0	0.0	0.0
			소 각	242.5	242.5	181.4	0.0	50.8	11.4	14.1	48.2	56.9	61.1	11.7	10.4	20.8	18.2	0.0	0.0	0.0	0.0	0.0	0.0	0.0	0.0	0.0	0.0	0.0	0.0	0.0	0.0	0.0	0.0	0.0	0.0
			재활용	752.0	0.0	0.0	0.0	0.0	0.0	0.0	0.0	0.0	0.0	0.0	0.0	0.0	0.0	339.4	57.7	37.1	20.2	49.2	52.8	1.4	0.2	0.6	0.1	1.1	64.2	8.7	0.3	5.4	0.1	40.3	412.6
	동구	발생량		136.4	48.9	42.8	0.0	12.5	4.7	1.1	7.5	17.0	6.1	1.0	0.7	2.0	2.4	57.2	13.5	4.1	4.4	3.3	4.5	0.0	0.0	0.0	0.0	0.0	12.3	1.5	0.0	0.0	0.0	13.6	30.3
		처리방법	매 립	42.7	42.7	36.6	0.0	9.8	2.0	1.1	7.4	16.3	6.1	1.0	0.7	2.0	2.4	0.0																	0.0
			소 각	6.2	6.2	6.2	0.0	2.7	2.7	0.0	0.1	0.7	0.0	0.0	0.0	0.0	0.0	0.0																	0.0
			재활용	87.5	0.0	0.0	0.0	0.0	0.0	0.0	0.0	0.0	0.0	0.0	0.0	0.0	0.0	57.2	13.5	4.1	4.4	3.3	4.5	0.0	0.0	0.0	0.0	0.0	12.3	1.5	0.0	0.0	0.0	13.6	30.3
	서구	발생량		306.5	108.5	41.3	0.0	1.8	1.8	12.8	12.7	12.2	67.2	12.7	12.7	25.9	15.9	93.7	29.7	2.8	2.9	7.9	16.4	0.1	0.1	0.0	0.0	0.1	23.1	2.5	0.0	5.3	0.0	2.8	104.3
		처리방법	매 립	24.4	24.4	9.2		0.4	0.4	2.9	2.8	2.7	15.2	2.9	2.9	5.8	3.6	0.0																	0.0
			소 각	84.1	84.1	32.1		1.4	1.4	9.9	9.9	9.5	52.0	9.8	9.8	20.1	12.3	0.0																	0.0
			재활용	198.0	0.0	0.0							0.0					93.7	29.7	2.8	2.9	7.9	16.4	0.1	0.1	0.0	0.0	0.1	23.1	2.5	0.0	5.3	0.0	2.8	104.3
	남구	발생량		158.6	56.3	47.5	0.0	18.7	3.5	3.7	9.8	11.8	8.8	3.0	0.8	1.1	3.9	43.7	0.7	10.8	1.4	5.7	16.4	0.3	0.0	0.0	0.0	0.3	3.0	1.2	0.0	0.0	0.1	3.8	58.6
		처리방법	매 립	49.9	49.9	42.2		16.0	3.1	3.3	8.7	11.1	7.7	2.6	0.7	1.0	3.4	0.0																	0.0
			소 각	6.4	6.4	5.3		2.7	0.4	0.4	1.1	0.7	1.1	0.4	0.1	0.1	0.5	0.0																	0.0
			재활용	102.3	0.0	0.0							0.0					43.7	0.7	10.8	1.4	5.7	16.4	0.3	0.0	0.0	0.0	0.3	3.0	1.2	0.0	0.0	0.1	3.8	58.6
	북구	발생량		337.1	130.7	114.4	0.0	36.8	3.8	3.3	30.9	39.6	16.3	2.4	1.0	5.1	7.8	93.5	8.7	10.2	7.3	20.5	13.6	0.8	0.1	0.6	0.1	0.6	10.0	3.0	0.2	0.0	0.0	17.8	112.9
		처리방법	매 립	49.0	49.0	40.7		12.9	2.1	1.6	10.0	14.1	8.3	0.9	0.5	4.5	2.4	0.0																	0.0
			소 각	81.7	81.7	73.7		23.9	1.7	1.7	20.9	25.5	8.0	1.5	0.5	0.6	5.4	0.0																	0.0
			재활용	206.4	0.0	0.0							0.0					93.5	8.7	10.2	7.3	20.5	13.6	0.8	0.1	0.6	0.1	0.6	10.0	3.0	0.2	0.0	0.0	17.8	112.9
	광산구	발생량		257.0	99.2	85.0	0.0	22.8	9.4	5.6	19.7	27.5	14.2	1.1	1.0	5.1	7.0	51.3	5.1	9.2	4.2	11.8	1.9	0.2	0.0	0.0	0.0	0.1	15.8	0.5	0.1	0.1	0.0	2.3	106.5
		처리방법	매 립	35.1	35.1	20.9	0.0	2.7	4.2	3.5	3.5	7.0	14.2	1.1	1.0	5.1	7.0	0.0																	0.0
			소 각	64.1	64.1	64.1	0.0	20.1	5.2	2.1	16.2	20.5	0.0	0.0	0.0	0.0	0.0	0.0																	0.0
			재활용	157.8	0.0	0.0	0.0	0.0	0.0	0.0	0.0	0.0	0.0	0.0	0.0	0.0	0.0	51.3	5.1	9.2	4.2	11.8	1.9	0.2	0.0	0.0	0.0	0.1	15.8	0.5	0.1	0.1	0.0	2.3	106.5

(단위:톤/일)

구 분		발생량 및 처리현황		총계	종량제에 의한 혼합배출													재활용가능자원 분리배출																	남은 음식물류 배출(분리배출 지역일 경우)
					소계	가 연 성							불 연 성					소계	종이류	유리병류	캔류	합성수지류	플라스틱류	전자제품	전지류	타이어	윤활유	형광등	고철류	의류	영농폐기물	가구류	폐식용유	기타	
시도	시군구					소계	음식물채소류	종이류	나무류	고무피혁류	플라스틱류	기타	소계	유리류	금속류	토사류	기타																		
대전	소계	발생량		1,301.7	456.5	411.4	0.0	147.9	71.1	29.1	108.7	54.6	45.1	6.7	8.9	2.1	27.4	473.4	148.6	99.5	31.4	68.9	64.9	0.3	0.3	0.0	0.0	0.5	54.3	0.1	0.8	0.0	0.0	3.8	371.8
		처리방법	매 립	204.6	203.0	173.1	0.0	43.7	35.9	9.3	48.4	35.8	29.9	6.4	8.8	2.1	12.6	0.0	0.0	0.0	0.0	0.0	0.0	0.0	0.0	0.0	0.0	0.0	0.0	0.0	0.0	0.0	0.0	0.0	1.6
			소 각	255.1	253.5	238.3	0.0	104.2	35.2	19.8	60.3	18.8	15.2	0.3	0.1	0.0	14.8	0.0	0.0	0.0	0.0	0.0	0.0	0.0	0.0	0.0	0.0	0.0	0.0	0.0	0.0	0.0	0.0	0.0	1.6
			재활용	842.0	0.0	0.0	0.0	0.0	0.0	0.0	0.0	0.0	0.0	0.0	0.0	0.0	0.0	473.4	148.6	99.5	31.4	68.9	64.9	0.3	0.3	0.0	0.0	0.5	54.3	0.1	0.8	0.0	0.0	3.8	368.6
	동구	발생량		218.0	81.3	71.2	0.0	24.1	17.6	5.1	21.6	2.8	10.1	0.2	2.1	2.1	5.7	71.2	20.5	14.6	2.6	11.4	4.1	0.1	0.1	0.0	0.0	0.1	16.6	0.0	0.1	0.0	0.0	1.0	65.5
		처리방법	매 립	35.0	35.0	28.7	0.0	5.9	12.0	0.2	7.8	2.8	6.3	0.2	2.1	2.1	1.9	0.0																	0.0
			소 각	46.6	46.3	42.5	0.0	18.2	5.6	4.9	13.8	0.0	3.8	0.0	0.0	0.0	3.8	0.0																	0.3
			재활용	136.4	0.0	0.0	0.0	0.0	0.0	0.0	0.0	0.0	0.0	0.0	0.0	0.0	0.0	71.2	20.5	14.6	2.6	11.4	4.1	0.1	0.1	0.0	0.0	0.1	16.6	0.0	0.1	0.0	0.0	1.0	65.2
	중구	발생량		249.1	82.3	73.8	0.0	23.9	8.5	6.4	20.2	14.8	8.5	1.1	2.0	0.0	5.4	113.7	39.6	25.3	12.0	8.3	27.9	0.0	0.0	0.0	0.0	0.1	0.4	0.0	0.0	0.0	0.0	0.1	53.1
		처리방법	매 립	36.2	36.2	30.6	0.0	8.1	1.4	2.8	9.6	8.7	5.6	1.1	2.0	0.0	2.5	0.0																	0.0
			소 각	46.2	46.1	43.2	0.0	15.8	7.1	3.6	10.6	6.1	2.9	0.0	0.0	0.0	2.9	0.0																	0.1
			재활용	166.7	0.0	0.0	0.0	0.0	0.0	0.0	0.0	0.0	0.0	0.0	0.0	0.0	0.0	113.7	39.6	25.3	12.0	8.3	27.9	0.0	0.0	0.0	0.0	0.1	0.4	0.0	0.0	0.0	0.0	0.1	53.0
	서구	발생량		400.4	147.0	131.0	0.0	52.3	18.9	10.4	38.2	11.2	16.0	3.8	2.7	0.0	9.5	127.1	49.7	32.0	1.8	22.0	11.2	0.1	0.1	0.0	0.0	0.2	8.8	0.1	0.5	0.0	0.0	0.6	126.3
		처리방법	매 립	76.6	75.0	61.4	0.0	19.8	7.2	6.2	21.5	6.7	13.6	3.6	2.7	0.0	7.3	0.0																	1.6
			소 각	72.7	72.0	69.6	0.0	32.5	11.7	4.2	16.7	4.5	2.4	0.2	0.0	0.0	2.2	0.0																	0.7
			재활용	251.1	0.0	0.0	0.0	0.0	0.0	0.0	0.0	0.0	0.0	0.0	0.0	0.0	0.0	127.1	49.7	32.0	1.8	22.0	11.2	0.1	0.1	0.0	0.0	0.2	8.8	0.1	0.5	0.0	0.0	0.6	124.0
	유성구	발생량		239.4	73.6	66.0	0.0	29.1	12.9	3.3	12.2	8.5	7.6	1.6	2.1	0.0	3.9	86.5	21.4	15.9	3.5	15.7	9.2	0.0	0.0	0.0	0.0	0.0	20.0	0.0	0.0	0.0	0.0	0.8	79.3
		처리방법	매 립	25.3	25.3	20.9	0.0	5.5	6.4	0.0	3.7	5.3	4.4	1.5	2.0	0.0	0.9	0.0																	0.0
			소 각	48.8	48.3	45.1	0.0	23.6	6.5	3.3	8.5	3.2	3.2	0.1	0.1	0.0	3.0	0.0																	0.5
			재활용	165.3	0.0	0.0	0.0	0.0	0.0	0.0	0.0	0.0	0.0	0.0	0.0	0.0	0.0	86.5	21.4	15.9	3.5	15.7	9.2	0.0	0.0	0.0	0.0	0.0	20.0	0.0	0.0	0.0	0.0	0.8	78.8
	대덕구	발생량		194.8	72.3	69.4	0.0	18.5	13.2	3.9	16.5	17.3	2.9	0.0	0.0	0.0	2.9	74.9	17.4	11.7	11.5	11.5	12.5	0.1	0.1	0.0	0.0	0.1	8.5	0.0	0.2	0.0	0.0	1.3	47.6
		처리방법	매 립	31.5	31.5	31.5	0.0	4.4	8.9	0.1	5.8	12.3	0.0	0.0	0.0	0.0	0.0	0.0																	0.0
			소 각	40.8	40.8	37.9	0.0	14.1	4.3	3.8	10.7	5.0	2.9	0.0	0.0	0.0	2.9	0.0																	0.0
			재활용	122.5	0.0	0.0	0.0	0.0	0.0	0.0	0.0	0.0	0.0	0.0	0.0	0.0	0.0	74.9	17.4	11.7	11.5	11.5	12.5	0.1	0.1	0.0	0.0	0.1	8.5	0.0	0.2	0.0	0.0	1.3	47.6
울산	소계	발생량		1,032.1	350.5	301.3	0.0	94.9	36.4	26.5	64.7	78.8	49.2	12.3	4.9	16.9	15.1	395.9	99.2	50.9	45.5	40.5	20.0	4.6	0.2	0.0	0.1	0.3	105.8	7.6	2.5	5.9	2.0	10.8	285.7
		처리방법	매 립	0.0	0.0	0.0	0.0	0.0	0.0	0.0	0.0	0.0	0.0	0.0	0.0	0.0	0.0	0.0	0.0	0.0	0.0	0.0	0.0	0.0	0.0	0.0	0.0	0.0	0.0	0.0	0.0	0.0	0.0	0.0	0.0
			소 각	378.8	350.5	301.3	0.0	94.9	36.4	26.5	64.7	78.8	49.2	12.3	4.9	16.9	15.1	0.0	0.0	0.0	0.0	0.0	0.0	0.0	0.0	0.0	0.0	0.0	0.0	0.0	0.0	0.0	0.0	0.0	28.3
			재활용	653.3	0.0	0.0	0.0	0.0	0.0	0.0	0.0	0.0	0.0	0.0	0.0	0.0	0.0	395.9	99.2	50.9	45.5	40.5	20.0	4.6	0.2	0.0	0.1	0.3	105.8	7.6	2.5	5.9	2.0	10.8	257.4
	중구	발생량		224.4	82.0	74.7	0.0	23.8	14.3	8.0	14.3	14.3	7.3	2.5	0.0	4.8	0.0	91.2	22.6	8.5	11.1	6.2	7.2	1.7	0.0	0.0	0.0	0.0	32.8	0.4	0.1	0.0	0.0	0.6	51.2
		처리방법	매 립	0.0	0.0	0.0							0.0					0.0																	0.0
			소 각	87.9	82.0	74.7		23.8	14.3	8.0	14.3	14.3	7.3	2.5		4.8		0.0																	5.9
			재활용	136.5	0.0	0.0							0.0					91.2	22.6	8.5	11.1	6.2	7.2	1.7	0.0	0.0	0.0	0.0	32.8	0.4	0.1	0.0	0.0	0.6	45.3
	남구	발생량		322.0	103.1	73.9	0.0	17.9	12.1	12.8	13.4	17.7	29.2	1.8	2.6	11.8	13.0	117.2	33.6	10.9	13.2	14.4	3.9	2.1	0.0	0.0	0.0	0.1	26.3	4.1	0.0	0.0	2.0	6.6	101.7
		처리방법	매 립	0.0	0.0	0.0							0.0					0.0																	0.0
			소 각	113.1	103.1	73.9		17.9	12.1	12.8	13.4	17.7	29.2	1.8	2.6	11.8	13.0	0.0																	10.0
			재활용	208.9	0.0	0.0							0.0					117.2	33.6	10.9	13.2	14.4	3.9	2.1	0.0	0.0	0.0	0.1	26.3	4.1	0.0	0.0	2.0	6.6	91.7
	동구	발생량		191.2	72.6	64.8	0.0	17.0	2.0	2.1	19.0	24.7	7.8	4.4	1.0	0.3	2.1	77.3	12.7	11.4	8.0	5.8	3.1	0.4	0.1	0.0	0.1	0.1	28.9	0.8	0.0	5.3	0.0	0.6	41.3
		처리방법	매 립	0.0	0.0	0.0							0.0					0.0																	0.0
			소 각	75.7	72.6	64.8		17.0	2.0	2.1	19.0	24.7	7.8	4.4	1.0	0.3	2.1	0.0																	3.1
			재활용	115.5	0.0	0.0							0.0					77.3	12.7	11.4	8.0	5.8	3.1	0.4	0.1	0.0	0.1	0.1	28.9	0.8	0.0	5.3	0.0	0.6	38.2
	북구	발생량		149.1	43.4	43.4	0.0	18.0	6.6	2.2	13.3	3.3	0.0	0.0	0.0	0.0	0.0	57.5	11.2	11.2	5.7	4.7	3.6	0.2	0.1	0.0	0.0	0.1	15.6	1.5	0.6	0.0	0.0	3.0	48.2
		처리방법	매 립	0.0	0.0	0.0							0.0					0.0																	0.0
			소 각	48.5	43.4	43.4		18.0	6.6	2.2	13.3	3.3	0.0					0.0																	5.1
			재활용	100.6	0.0	0.0							0.0					57.5	11.2	11.2	5.7	4.7	3.6	0.2	0.1	0.0	0.0	0.1	15.6	1.5	0.6	0.0	0.0	3.0	43.1
	울주군	발생량		145.4	49.4	44.5	0.0	18.2	1.4	1.4	4.7	18.8	4.9	3.6	1.3	0.0	0.0	52.7	19.1	8.9	7.5	9.4	2.2	0.2	0.0	0.0	0.0	0.0	2.2	0.8	1.8	0.6	0.0	0.0	43.3
		처리방법	매 립	0.0	0.0	0.0							0.0					0.0																	0.0
			소 각	53.6	49.4	44.5		18.2	1.4	1.4	4.7	18.8	4.9	3.6	1.3			0.0																	4.2
			재활용	91.8	0.0	0.0							0.0					52.7	19.1	8.9	7.5	9.4	2.2	0.2	0.0	0.0	0.0	0.0	2.2	0.8	1.8	0.6	0.0	0.0	39.1

(단위:톤/일)

구 분		발생량 및 처리현황		총계	종량제에 의한 혼합배출													재활용가능자원 분리배출																남은 음식물류 배출(분리배출 지역일 경우)
					소계	가 연 성							불 연 성					소계	종이류	유리병류	캔류	합성수지류	플라스틱류	전자제품	전지류	타이어	윤활유	형광등	고철류	의류	영농폐기물	가구류	폐식용유	기타	
시도	시군구					소계	음식물채소류	종이류	나무류	고무피혁류	플라스틱류	기타	소계	유리류	금속류	토사류	기타																		
세종	소계	발생량		70.1	35.5	31.6	12.8	4.6	1.2	1.4	5.2	6.4	3.9	0.4	0.2	2.1	1.2	13.1	1.3	2.0	1.0	1.9	1.0	1.5	0.0	0.0	0.0	0.1	0.7	0.0	1.4	1.2	0.0	1.0	21.5
		처리방법	매 립	3.8	3.8	0.0	0.0	0.0	0.0	0.0	0.0	0.0	3.8	0.3	0.2	2.1	1.2	0.0	0.0	0.0	0.0	0.0	0.0	0.0	0.0	0.0	0.0	0.0	0.0	0.0	0.0	0.0	0.0	0.0	0.0
			소 각	31.4	26.8	26.8	12.8	2.6	1.2	1.4	3.1	5.7	0.0	0.0	0.0	0.0	0.0	0.0	0.0	0.0	0.0	0.0	0.0	0.0	0.0	0.0	0.0	0.0	0.0	0.0	0.0	0.0	0.0	0.0	4.6
			재활용	34.9	4.9	4.8	0.0	2.0	0.0	0.0	2.1	0.7	0.1	0.1	0.0	0.0	0.0	13.1	1.3	2.0	1.0	1.9	1.0	1.5	0.0	0.0	0.0	0.1	0.7	0.0	1.4	1.2	0.0	1.0	16.9
	세종시	발생량		70.1	35.5	31.6	12.8	4.6	1.2	1.4	5.2	6.4	3.9	0.4	0.2	2.1	1.2	13.1	1.3	2.0	1.0	1.9	1.0	1.5	0.0	0.0	0.0	0.1	0.7	0.0	1.4	1.2	0.0	1.0	21.5
		처리방법	매 립	3.8	3.8	0.0							3.8	0.3	0.2	2.1	1.2	0.0																	0.0
			소 각	31.4	26.8	26.8	12.8	2.6	1.2	1.4	3.1	5.7	0.0					0.0																	4.6
			재활용	34.9	4.9	4.8		2.0			2.1	0.7	0.1	0.1				13.1	1.3	2.0	1.0	1.9	1.0	1.5	0.0	0.0	0.0	0.1	0.7	0.0	1.4	1.2	0.0	1.0	16.9
경기	소계	발생량		8,141.5	3,592.2	3,360.3	29.8	1,276.5	323.7	202.6	589.8	937.9	231.9	27.1	25.7	35.7	143.4	2,051.9	542.6	428.1	126.9	218.4	214.0	34.0	14.2	0.3	0.0	13.0	192.5	27.1	41.3	71.2	0.7	127.6	2,497.4
		처리방법	매 립	609.8	602.0	438.5	0.0	128.0	38.9	17.4	81.6	172.6	163.5	13.0	17.6	29.0	103.9	0.0	0.0	0.0	0.0	0.0	0.0	0.0	0.0	0.0	0.0	0.0	0.0	0.0	0.0	0.0	0.0	0.0	7.8
			소 각	2,962.0	2,921.4	2,853.5	29.8	1,139.8	284.8	184.8	499.7	714.6	67.9	14.1	8.1	6.2	39.5	0.0	0.0	0.0	0.0	0.0	0.0	0.0	0.0	0.0	0.0	0.0	0.0	0.0	0.0	0.0	0.0	0.0	40.6
			재활용	4,569.7	68.8	68.3	0.0	8.7	0.0	0.4	8.5	50.7	0.5	0.0	0.0	0.5	0.0	2,051.9	542.6	428.1	126.9	218.4	214.0	34.0	14.2	0.3	0.0	13.0	192.5	27.1	41.3	71.2	0.7	127.6	2,449.0
	수원시	발생량		848.3	319.8	319.8	25.8	134.4	2.5	6.2	48.1	102.8	0.0	0.0	0.0	0.0	0.0	344.2	116.5	104.4	18.8	44.3	6.8	0.8	0.1	0.1	0.0	0.3	10.1	0.3	0.0	0.0	0.0	41.7	184.3
		처리방법	매 립	0.0	0.0	0.0							0.0					0.0																	0.0
			소 각	319.8	319.8	319.8	25.8	134.4	2.5	6.2	48.1	102.8	0.0					0.0																	0.0
			재활용	528.5	0.0	0.0							0.0					344.2	116.5	104.4	18.8	44.3	6.8	0.8	0.1	0.1	0.0	0.3	10.1	0.3	0.0	0.0	0.0	41.7	184.3
	성남시	발생량		711.0	369.6	368.5	0.0	302.8	46.9	7.4	6.7	4.7	1.1	0.0	0.0	0.0	1.1	171.4	18.5	54.4	35.7	13.8	31.9	3.6	0.0	0.0	0.0	0.1	5.9	2.2	0.0	1.4	0.0	3.9	170.0
		처리방법	매 립	1.1	1.1	0.0							1.1				1.1	0.0																	0.0
			소 각	368.5	368.5	368.5		302.8	46.9	7.4	6.7	4.7	0.0					0.0																	0.0
			재활용	341.4	0.0	0.0							0.0					171.4	18.5	54.4	35.7	13.8	31.9	3.6	0.0	0.0	0.0	0.1	5.9	2.2	0.0	1.4	0.0	3.9	170.0
	의정부시	발생량		332.2	121.8	112.2	0.0	24.2	20.0	19.3	22.5	26.2	9.6	0.0	0.0	0.0	9.6	106.8	37.6	24.0	8.5	5.0	11.6	0.3	0.1	0.0	0.0	0.3	19.0	0.3	0.0	0.1	0.0	0.0	103.6
		처리방법	매 립	9.6	9.6	0.0							9.6				9.6	0.0																	0.0
			소 각	112.2	112.2	112.2	0.0	24.2	20.0	19.3	22.5	26.2	0.0					0.0																	0.0
			재활용	210.4	0.0	0.0							0.0					106.8	37.6	24.0	8.5	5.0	11.6	0.3	0.1	0.0	0.0	0.3	19.0	0.3	0.0	0.1	0.0	0.0	103.6
	안양시	발생량		331.9	185.3	163.5	0.0	30.1	13.7	9.0	35.5	75.2	21.8	3.2	0.1	3.7	14.8	16.4	0.8	5.3	0.5	6.1	3.0	0.2	0.1	0.0	0.0	0.1	0.0	0.0	0.0	0.0	0.0	0.3	130.2
		처리방법	매 립	81.9	81.9	60.1		9.7	8.6	6.3	18.6	16.9	21.8	3.2	0.1	3.7	14.8	0.0																	0.0
			소 각	59.8	59.8	59.8		20.4	5.1	2.7	16.9	14.7	0.0					0.0																	0.0
			재활용	190.2	43.6	43.6						43.6	0.0					16.4	0.8	5.3	0.5	6.1	3.0	0.2	0.1	0.0	0.0	0.1	0.0	0.0	0.0	0.0	0.0	0.3	130.2
	부천시	발생량		444.5	174.2	154.6	0.0	88.3	7.5	2.1	47.7	9.0	19.6	6.5	4.2	0.0	8.9	35.3	1.8	7.1	0.7	12.4	2.6	0.1	0.1	0.0	0.0	0.3	0.1	0.0	0.0	10.0	0.0	0.1	235.0
		처리방법	매 립	26.1	26.1	23.9		13.2	1.4	0.4	7.2	1.7	2.2	1.2	0.8		0.2	0.0																	0.0
			소 각	159.4	148.1	130.7		75.1	6.1	1.7	40.5	7.3	17.4	5.3	3.4		8.7	0.0																	11.3
			재활용	259.0	0.0	0.0							0.0					35.3	1.8	7.1	0.7	12.4	2.6	0.1	0.1	0.0	0.0	0.3	0.1	0.0	0.0	10.0	0.0	0.1	223.7
	광명시	발생량		210.1	115.9	114.1	0.0	91.8	18.1	2.5	1.4	0.3	1.8	0.7	0.4	0.0	0.7	36.7	8.7	5.7	1.7	5.8	12.0	0.2	0.2	0.0	0.0	0.1	0.8	1.1	0.0	0.2	0.0	0.2	57.5
		처리방법	매 립	7.7	7.7	6.9		3.6		2.1	1.1	0.1	0.8	0.5	0.2		0.1	0.0																	0.0
			소 각	108.2	108.2	107.2		88.2	18.1	0.4	0.3	0.2	1.0	0.2	0.2		0.6	0.0																	0.0
			재활용	94.2	0.0	0.0							0.0					36.7	8.7	5.7	1.7	5.8	12.0	0.2	0.2	0.0	0.0	0.1	0.8	1.1	0.0	0.2	0.0	0.2	57.5
	평택시	발생량		344.7	125.5	124.1	0.0	5.2	10.9	3.6	31.2	73.2	1.4	0.0	0.0	0.0	1.4	112.4	22.0	16.7	6.2	23.6	7.3	0.1	0.1	0.0	0.0	0.5	14.1	4.4	1.8	0.0	0.0	15.6	106.8
		처리방법	매 립	85.2	85.2	83.8		2.0	4.2	0.9	21.5	55.2	1.4				1.4	0.0																	0.0
			소 각	40.3	40.3	40.3		3.2	6.7	2.7	9.7	18.0	0.0					0.0																	0.0
			재활용	219.2	0.0	0.0							0.0					112.4	22.0	16.7	6.2	23.6	7.3	0.1	0.1	0.0	0.0	0.5	14.1	4.4	1.8	0.0	0.0	15.6	106.8
	동두천시	발생량		64.3	29.2	29.2	0.0	5.3	2.6	3.3	3.7	14.3	0.0	0.0	0.0	0.0	0.0	17.0	3.4	2.0	0.9	1.3	1.0	0.0	0.0	0.0	0.0	0.0	8.0	0.4	0.0	0.0	0.0	0.0	18.1
		처리방법	매 립	0.0	0.0	0.0							0.0					0.0																	0.0
			소 각	29.2	29.2	29.2		5.3	2.6	3.3	3.7	14.3	0.0					0.0																	0.0
			재활용	35.1	0.0	0.0							0.0					17.0	3.4	2.0	0.9	1.3	1.0	0.0	0.0	0.0	0.0	0.0	8.0	0.4	0.0	0.0	0.0	0.0	18.1
	안산시	발생량		477.7	241.8	236.0	0.0	42.7	17.5	0.0	5.8	170.0	5.8	0.4	1.9	2.4	1.1	70.8	4.3	22.5	2.2	6.3	13.7	0.3	0.3	0.0	0.0	1.1	1.7	0.7	0.0	17.7	0.0	0.0	165.1
		처리방법	매 립	53.8	53.8	48.0		11.3	7.4		1.6	27.7	5.8	0.4	1.9	2.4	1.1	0.0																	0.0
			소 각	188.0	188.0	188.0		31.4	10.1		4.2	142.3	0.0					0.0																	0.0
			재활용	235.9	0.0	0.0							0.0					70.8	4.3	22.5	2.2	6.3	13.7	0.3	0.3	0.0	0.0	1.1	1.7	0.7	0.0	17.7	0.0	0.0	165.1

(단위:톤/일)

구 분		발생량 및 처리현황		총계	종량제에 의한 혼합배출													재활용가능자원 분리배출																남은 음식물류 배출(분리배출 지역일 경우)
					소계	가 연 성							불 연 성					소계	종이류	유리병류	캔류	합성수지류	플라스틱류	전자제품	전지류	타이어	윤활유	형광등	고철류	의류	영농폐기물	가구류	폐식용유	기타	
시도	시군구					소계	음식물채소류	종이류	나무류	고무피혁류	플라스틱류	기타	소계	유리류	금속류	토사류	기타																		
경기	고양시	발생량		709.7	267.3	248.7	0.0	97.3	14.5	19.7	68.4	48.8	18.6	2.8	1.4	5.5	8.9	210.8	76.1	23.2	2.1	9.7	20.5	0.3	4.5	0.0	0.0	1.1	34.2	0.0	0.3	0.0	0.0	38.8	231.6
		처리방법	매 립	31.9	31.9	26.2		15.9	1.0	1.0	1.0	7.3	5.7			5.5	0.2	0.0																	0.0
			소 각	235.4	235.4	222.5		81.4	13.5	18.7	67.4	41.5	12.9	2.8	1.4	0.0	8.7	0.0																	0.0
			재활용	442.4	0.0	0.0		0.0			0.0		0.0	0.0	0.0			210.8	76.1	23.2	2.1	9.7	20.5	0.3	4.5	0.0	0.0	1.1	34.2	0.0	0.3	0.0	0.0	38.8	231.6
	과천시	발생량		51.3	27.3	25.3	3.2	10.6	0.5	0.3	6.6	4.1	2.0	0.8	0.7	0.1	0.4	12.5	6.8	1.4	0.1	0.5	1.0	0.0	0.0	0.0	0.0	0.0	0.6	0.1	0.0	0.0	0.0	2.0	11.5
		처리방법	매 립	2.0	2.0	0.0							2.0	0.8	0.7	0.1	0.4	0.0																	0.0
			소 각	35.2	25.3	25.3	3.2	10.6	0.5	0.3	6.6	4.1	0.0					0.0																	9.9
			재활용	14.1	0.0	0.0							0.0					12.5	6.8	1.4	0.1	0.5	1.0	0.0	0.0	0.0	0.0	0.0	0.6	0.1	0.0	0.0	0.0	2.0	1.6
	구리시	발생량		108.1	56.2	51.3	0.0	24.1	1.2	0.8	15.7	9.5	4.9	2.0	1.5	0.3	1.1	20.8	6.9	5.0	0.8	4.0	2.3	0.3	0.0	0.0	0.0	0.1	0.6	0.8	0.0	0.0	0.0	0.0	31.1
		처리방법	매 립	3.5	3.5	3.1		1.1	0.2	0.1	1.3	0.4	0.4	0.2	0.1		0.1	0.0																	0.0
			소 각	52.4	52.4	47.9		22.9	1.0	0.7	14.3	9.0	4.5	1.8	1.4	0.3	1.0	0.0																	0.0
			재활용	52.2	0.3	0.3		0.1			0.1	0.1	0.0					20.8	6.9	5.0	0.8	4.0	2.3	0.3	0.0	0.0	0.0	0.1	0.6	0.8	0.0	0.0	0.0	0.0	31.1
	남양주시	발생량		315.1	153.2	150.2	0.0	39.0	21.1	9.1	29.0	52.0	3.0	0.2	0.0	0.0	2.8	28.8	4.4	5.5	0.2	6.8	3.4	1.0	0.0	0.0	0.0	0.0	0.2	0.0	1.4	0.0	0.0	5.9	133.1
		처리방법	매 립	25.8	25.8	22.8		8.5	2.6	1.6	4.8	5.3	3.0	0.2			2.8	0.0																	0.0
			소 각	127.4	127.4	127.4		30.5	18.5	7.5	24.2	46.7	0.0					0.0																	0.0
			재활용	161.9	0.0	0.0							0.0					28.8	4.4	5.5	0.2	6.8	3.4	1.0	0.0	0.0	0.0	0.0	0.2	0.0	1.4	0.0	0.0	5.9	133.1
	오산시	발생량		125.7	46.9	45.0	0.0	25.6	3.9	1.3	12.4	1.8	1.9	0.0	0.0	0.0	1.9	24.5	1.6	3.2	1.2	4.7	1.2	1.2	0.9	0.0	0.0	0.0	4.7	0.9	0.0	4.9	0.0	0.0	54.3
		처리방법	매 립	5.3	5.3	3.4		2.1	0.4	0.1	0.2	0.6	1.9				1.9	0.0																	0.0
			소 각	41.6	41.6	41.6		23.5	3.5	1.2	12.2	1.2	0.0					0.0																	0.0
			재활용	78.8	0.0	0.0							0.0					24.5	1.6	3.2	1.2	4.7	1.2	1.2	0.9	0.0	0.0	0.0	4.7	0.9	0.0	4.9	0.0	0.0	54.3
	시흥시	발생량		258.2	110.3	95.8	0.0	36.6	13.1	5.5	12.0	28.6	14.5	1.3	2.2	0.7	10.3	49.0	20.0	2.4	1.1	1.9	2.1	0.2	0.0	0.0	0.0	0.1	0.7	0.0	0.0	13.3	0.0	7.2	98.9
		처리방법	매 립	86.1	86.1	71.6		28.2	8.7	3.0	8.3	23.4	14.5	1.3	2.2	0.7	10.3	0.0																	0.0
			소 각	24.2	24.2	24.2		8.4	4.4	2.5	3.7	5.2	0.0					0.0																	0.0
			재활용	147.9	0.0	0.0							0.0					49.0	20.0	2.4	1.1	1.9	2.1	0.2	0.0	0.0	0.0	0.1	0.7	0.0	0.0	13.3	0.0	7.2	98.9
	군포시	발생량		164.0	92.9	88.6	0.8	12.8	9.7	18.3	29.3	17.7	4.3	0.0	0.0	0.0	4.3	11.6	2.7	2.3	0.2	2.5	1.3	0.1	0.1	0.0	0.0	0.1	0.2	0.2	0.0	0.0	0.3	1.6	59.5
		처리방법	매 립	0.0	0.0	0.0							0.0					0.0																	0.0
			소 각	98.9	92.9	88.6	0.8	12.8	9.7	18.3	29.3	17.7	4.3				4.3	0.0																	6.0
			재활용	65.1	0.0	0.0							0.0					11.6	2.7	2.3	0.2	2.5	1.3	0.1	0.1	0.0	0.0	0.1	0.2	0.2	0.0	0.0	0.3	1.6	53.5
	의왕시	발생량		105.4	49.1	47.0	0.0	8.5	4.8	0.5	6.1	27.1	2.1	0.2	0.0	1.3	0.6	17.8	9.6	2.1	0.5	1.4	2.7	0.0	0.0	0.1	0.0	0.0	0.5	0.8	0.1	0.0	0.0	0.0	38.5
		처리방법	매 립	26.3	26.3	24.7		6.5	0.8	0.3	0.6	16.5	1.6	0.2		0.8	0.6	0.0																	0.0
			소 각	18.3	18.3	18.3		2.0	4.0	0.2	2.0	10.1	0.0					0.0																	0.0
			재활용	60.8	4.5	4.0					3.5	0.5	0.5			0.5		17.8	9.6	2.1	0.5	1.4	2.7	0.0	0.0	0.1	0.0	0.0	0.5	0.8	0.1	0.0	0.0	0.0	38.5
	하남시	발생량		118.1	43.1	42.9	0.0	17.8	13.4	1.4	7.0	3.3	0.2	0.1	0.0	0.0	0.1	43.3	13.1	9.8	3.0	0.3	2.0	5.5	0.2	0.0	0.0	0.5	7.4	1.3	0.2	0.0	0.0	0.0	31.7
		처리방법	매 립	0.0	0.0	0.0							0.0					0.0																	0.0
			소 각	43.1	43.1	42.9		17.8	13.4	1.4	7.0	3.3	0.2	0.1			0.1	0.0																	0.0
			재활용	75.0	0.0	0.0							0.0					43.3	13.1	9.8	3.0	0.3	2.0	5.5	0.2	0.0	0.0	0.5	7.4	1.3	0.2	0.0	0.0	0.0	31.7
	용인시	발생량		655.2	336.6	309.2	0.0	76.9	39.4	21.0	71.4	100.5	27.4	1.6	3.2	6.7	15.9	162.4	40.6	27.6	8.4	20.4	11.4	5.4	1.5	0.0	0.0	0.2	17.8	7.3	1.2	20.4	0.2	0.0	156.2
		처리방법	매 립	24.8	24.8	0.0							24.8	0.6	2.2	6.7	15.3	0.0																	0.0
			소 각	324.7	311.8	309.2		76.9	39.4	21.0	71.4	100.5	2.6	1.0	1.0	0.0	0.6	0.0																	12.9
			재활용	305.7	0.0	0.0							0.0					162.4	40.6	27.6	8.4	20.4	11.4	5.4	1.5	0.0	0.0	0.2	17.8	7.3	1.2	20.4	0.2	0.0	143.3
	파주시	발생량		329.4	103.6	103.6	0.0	39.5	10.2	27.9	26.0	0.0	0.0	0.0	0.0	0.0	0.0	149.3	49.1	20.1	7.8	8.3	39.4	0.0	0.1	0.0	0.0	7.0	13.1	0.0	3.8	0.0	0.0	0.6	76.5
		처리방법	매 립	0.0	0.0	0.0							0.0					0.0																	0.0
			소 각	103.6	103.6	103.6		39.5	10.2	27.9	26.0		0.0					0.0																	0.0
			재활용	225.8	0.0	0.0							0.0					149.3	49.1	20.1	7.8	8.3	39.4	0.0	0.1	0.0	0.0	7.0	13.1	0.0	3.8	0.0	0.0	0.6	76.5
	이천시	발생량		161.4	68.7	55.7	0.0	28.2	3.6	6.2	17.7	0.0	13.0	1.5	0.0	4.5	7.0	41.4	4.0	6.5	3.4	1.5	1.4	0.8	0.0	0.0	0.0	0.2	7.9	0.5	12.8	2.4	0.0	0.0	51.3
		처리방법	매 립	0.0	0.0	0.0							0.0					0.0																	0.0
			소 각	68.7	68.7	55.7		28.2	3.6	6.2	17.7		13.0	1.5		4.5	7.0	0.0																	0.0
			재활용	92.7	0.0	0.0							0.0					41.4	4.0	6.5	3.4	1.5	1.4	0.8	0.0	0.0	0.0	0.2	7.9	0.5	12.8	2.4	0.0	0.0	51.3

(단위:톤/일)

구 분		발생량 및 처리현황		총계	종량제에 의한 혼합배출													재활용가능자원 분리배출																	남은 음식물류 배출(분리배출 지역일 경우)
					소계	가 연 성							불 연 성					소계	종이류	유리병류	캔류	합성수지류	플라스틱류	전자제품	전지류	타이어	윤활유	형광등	고철류	의류	영농폐기물	가구류	폐식용유	기타	
시도	시군구					소계	음식물채소류	종이류	나무류	고무피혁류	플라스틱류	기타	소계	유리류	금속류	토사류	기타																		
경기	안성시	발생량		109.8	64.9	55.8	0.0	7.5	7.2	4.5	2.5	34.1	9.1	1.8	0.8	1.8	4.7	18.7	4.7	2.7	1.5	1.7	1.7	1.1	0.0	0.0	0.0	0.1	2.2	0.2	0.0	0.1	0.0	2.7	26.2
		처리방법	매 립	22.3	22.3	13.2	0.0	1.8	1.8	0.9	0.8	7.9	9.1	1.8	0.8	1.8	4.7	0.0																	0.0
			소 각	42.6	42.6	42.6	0.0	5.7	5.4	3.6	1.7	26.2	0.0					0.0																	0.0
			재활용	44.9	0.0	0.0							0.0					18.7	4.7	2.7	1.5	1.7	1.7	1.1	0.0	0.0	0.0	0.1	2.2	0.2	0.0	0.1	0.0	2.7	26.2
	김포시	발생량		195.0	88.6	84.1	0.0	40.3	1.8	1.2	25.1	15.7	4.5	1.8	1.4	0.3	1.0	51.7	20.4	10.8	2.9	1.5	11.4	0.0	0.2	0.1	0.0	0.1	1.1	0.6	2.4	0.0	0.2	0.0	54.7
		처리방법	매 립	52.7	52.7	48.2		23.1	1.0	0.7	14.4	9.0	4.5	1.8	1.4	0.3	1.0	0.0																	0.0
			소 각	35.9	35.9	35.9		17.2	0.8	0.5	10.7	6.7	0.0					0.0																	0.0
			재활용	106.4	0.0	0.0							0.0					51.7	20.4	10.8	2.9	1.5	11.4	0.0	0.2	0.1	0.0	0.1	1.1	0.6	2.4	0.0	0.2	0.0	54.7
	화성시	발생량		198.2	80.2	74.1	0.0	18.0	10.0	8.0	15.0	23.1	6.1	0.0	0.0	0.0	6.1	15.9	0.2	4.6	0.2	2.3	0.0	6.7	0.0	0.0	0.0	0.0	1.4	0.0	0.0	0.5	0.0	0.0	102.1
		처리방법	매 립	0.0	0.0	0.0							0.0					0.0																	0.0
			소 각	80.2	80.2	74.1		18.0	10.0	8.0	15.0	23.1	6.1				6.1	0.0																	0.0
			재활용	118.0	0.0	0.0							0.0					15.9	0.2	4.6	0.2	2.3	0.0	6.7	0.0	0.0	0.0	0.0	1.4	0.0	0.0	0.5	0.0	0.0	102.1
	광주시	발생량		219.3	75.1	73.0	0.0	29.2	14.5	7.3	7.3	14.7	2.1	0.0	0.0	0.1	2.0	84.0	11.6	14.9	8.6	19.6	6.7	2.5	0.0	0.0	0.0	0.0	17.0	2.6	0.3	0.0	0.0	0.2	60.2
		처리방법	매 립	2.1	2.1	0.0							2.1			0.1	2.0	0.0																	0.0
			소 각	73.0	73.0	73.0		29.2	14.5	7.3	7.3	14.7	0.0					0.0																	0.0
			재활용	144.2	0.0	0.0							0.0					84.0	11.6	14.9	8.6	19.6	6.7	2.5	0.0	0.0	0.0	0.0	17.0	2.6	0.3	0.0	0.0	0.2	60.2
	양주시	발생량		129.0	50.1	45.2	0.0	13.3	5.0	7.8	14.3	4.8	4.9	1.4	0.7	1.4	1.4	45.5	6.0	19.4	2.2	6.9	3.9	2.0	0.0	0.0	0.0	0.0	3.3	1.0	0.8	0.0	0.0	0.0	33.4
		처리방법	매 립	0.0	0.0	0.0							0.0					0.0																	0.0
			소 각	50.1	50.1	45.2		13.3	5.0	7.8	14.3	4.8	4.9	1.4	0.7	1.4	1.4	0.0																	0.0
			재활용	78.9	0.0	0.0							0.0				0.0	45.5	6.0	19.4	2.2	6.9	3.9	2.0	0.0	0.0	0.0	0.0	3.3	1.0	0.8	0.0	0.0	0.0	33.4
	포천시	발생량		161.8	63.0	52.1	0.0	0.0	1.2	0.0	0.0	50.9	10.9	0.0	0.0	0.2	10.7	74.3	33.8	12.7	2.7	3.7	6.7	0.2	0.1	0.0	0.0	0.0	7.8	1.0	1.6	0.0	0.0	4.0	24.5
		처리방법	매 립	10.9	10.9	0.0							10.9			0.2	10.7	0.0																	0.0
			소 각	52.6	52.1	52.1			1.2			50.9	0.0					0.0																	0.5
			재활용	98.3	0.0	0.0							0.0					74.3	33.8	12.7	2.7	3.7	6.7	0.2	0.1	0.0	0.0	0.0	7.8	1.0	1.6	0.0	0.0	4.0	24.0
	여주시	발생량		71.8	29.6	17.1	0.0	4.5	1.5	3.0	7.2	0.9	12.5	0.0	3.1	4.4	5.0	21.4	0.0	1.6	0.0	0.2	0.8	0.0	5.5	0.0	0.0	0.5	0.0	0.0	12.8	0.0	0.0	0.0	20.8
		처리방법	매 립	12.5	12.5	0.0							12.5		3.1	4.4	5.0	0.0																	0.0
			소 각	17.1	17.1	17.1		4.5	1.5	3.0	7.2	0.9	0.0					0.0																	0.0
			재활용	42.2	0.0	0.0							0.0					21.4	0.0	1.6	0.0	0.2	0.8	0.0	5.5	0.0	0.0	0.5	0.0	0.0	12.8	0.0	0.0	0.0	20.8
	연천군	발생량		61.2	32.1	25.6	0.0	9.0	4.4	2.1	6.2	3.9	6.5	0.1	0.0	0.0	6.4	24.6	11.7	2.2	0.8	0.3	1.0	0.2	0.1	0.0	0.0	0.1	5.9	0.1	1.0	0.0	0.0	1.2	4.5
		처리방법	매 립	6.3	6.3	0.8			0.8				5.5	0.1			5.4	0.0																	0.0
			소 각	25.8	25.8	24.8		9.0	3.6	2.1	6.2	3.9	1.0				1.0	0.0																	0.0
			재활용	29.1	0.0	0.0							0.0					24.6	11.7	2.2	0.8	0.3	1.0	0.2	0.1	0.0	0.0	0.1	5.9	0.1	1.0	0.0	0.0	1.2	4.5
	가평군	발생량		69.6	39.5	22.2	0.0	9.6	0.0	0.4	5.1	7.1	17.3	0.6	3.9	0.6	12.2	16.5	3.2	3.9	2.4	0.3	1.4	0.1	0.0	0.0	0.0	0.0	3.1	0.0	0.4	0.1	0.0	1.6	13.6
		처리방법	매 립	26.9	19.1	1.8		1.0			0.2	0.6	17.3	0.6	3.9	0.6	12.2	0.0																	7.8
			소 각	0.0	0.0	0.0							0.0					0.0																	0.0
			재활용	42.7	20.4	20.4		8.6		0.4	4.9	6.5	0.0					16.5	3.2	3.9	2.4	0.3	1.4	0.1	0.0	0.0	0.0	0.0	3.1	0.0	0.4	0.1	0.0	1.6	5.8
	양평군	발생량		59.5	30.8	25.8	0.0	3.4	3.0	2.9	2.9	13.6	5.0	0.1	0.2	1.7	3.0	16.1	2.5	4.1	1.6	1.3	1.8	0.8	0.0	0.0	0.0	0.1	3.1	0.3	0.4	0.1	0.0	0.0	12.6
		처리방법	매 립	5.0	5.0	0.0							5.0	0.1	0.2	1.7	3.0	0.0																	0.0
			소 각	25.8	25.8	25.8		3.4	3.0	2.9	2.9	13.6	0.0					0.0																	0.0
			재활용	28.7	0.0	0.0							0.0					16.1	2.5	4.1	1.6	1.3	1.8	0.8	0.0	0.0	0.0	0.1	3.1	0.3	0.4	0.1	0.0	0.0	12.6
강원	소계	발생량		1,834.4	914.0	697.6	3.0	207.6	64.8	53.2	112.4	256.6	216.4	27.5	39.8	55.9	93.2	662.9	211.3	66.8	67.8	19.6	41.1	5.2	1.7	4.2	5.1	0.5	162.9	7.6	37.2	18.9	0.6	12.4	257.5
		처리방법	매 립	494.7	487.0	274.3	1.4	74.5	23.6	18.6	37.8	118.4	212.7	26.0	38.2	55.9	92.6	0.0	0.0	0.0	0.0	0.0	0.0	0.0	0.0	0.0	0.0	0.0	0.0	0.0	0.0	0.0	0.0	0.0	7.7
			소 각	376.1	368.3	367.8	1.5	130.4	41.2	34.3	73.6	86.8	0.5	0.1	0.1	0.0	0.3	0.0	0.0	0.0	0.0	0.0	0.0	0.0	0.0	0.0	0.0	0.0	0.0	0.0	0.0	0.0	0.0	0.0	7.8
			재활용	963.6	58.7	55.5	0.1	2.7	0.0	0.3	1.0	51.4	3.2	1.4	1.5	0.0	0.3	662.9	211.3	66.8	67.8	19.6	41.1	5.2	1.7	4.2	5.1	0.5	162.9	7.6	37.2	18.9	0.6	12.4	242.0
	춘천시	발생량		378.9	146.7	115.4	0.0	57.4	1.8	1.3	26.9	28.0	31.3	4.3	19.8	0.1	7.1	189.7	91.3	21.1	45.7	1.4	8.4	0.3	0.1	0.0	0.0	0.1	15.5	0.2	4.7	0.3	0.1	0.5	42.5
		처리방법	매 립	31.3	31.3	0.0							31.3	4.3	19.8	0.1	7.1	0.0																	0.0
			소 각	115.4	115.4	115.4		57.4	1.8	1.3	26.9	28.0	0.0					0.0																	0.0
			재활용	232.2	0.0	0.0							0.0					189.7	91.3	21.1	45.7	1.4	8.4	0.3	0.1	0.0	0.0	0.1	15.5	0.2	4.7	0.3	0.1	0.5	42.5

(단위:톤/일)

구 분		발생량 및 처리현황		총계	종량제에 의한 혼합배출													재활용가능자원 분리배출																	남은 음식물류 배출(분리배출 지역일 경우)
					소계	가 연 성							불 연 성					소계	종이류	유리병류	캔류	합성수지류	플라스틱류	전자제품	전지류	타이어	윤활유	형광등	고철류	의류	영농폐기물	가구류	폐식용유	기타	
시도	시군구					소계	음식물채소류	종이류	나무류	고무피혁류	플라스틱류	기타	소계	유리류	금속류	토사류	기타																		
강원	원주시	발생량		270.5	123.3	110.9	0.0	22.3	8.5	4.2	9.0	66.9	12.4	2.0	1.5	0.7	8.2	79.8	16.9	10.4	3.0	6.2	7.7	0.0	0.0	1.0	0.0	0.0	13.0	2.1	3.4	15.3	0.5	0.3	67.4
		처리방법	매 립	75.9	75.9	63.5	0.0	22.3	8.5	4.2	9.0	19.5	12.4	2.0	1.5	0.7	8.2	0.0																	0.0
			소 각	0.0	0.0	0.0							0.0					0.0																	0.0
			재활용	194.6	47.4	47.4						47.4	0.0					79.8	16.9	10.4	3.0	6.2	7.7	0.0	0.0	1.0	0.0	0.0	13.0	2.1	3.4	15.3	0.5	0.3	67.4
	강릉시	발생량		320.2	84.2	73.5	0.0	18.8	0.5	1.6	16.3	36.3	10.7	2.1	4.5	1.3	2.8	188.1	60.3	5.6	1.2	1.5	7.1	0.0	0.0	2.8	4.9	0.0	102.0	2.7	0.0	0.0	0.0	0.0	47.9
		처리방법	매 립	84.2	84.2	73.5	0.0	18.8	0.5	1.6	16.3	36.3	10.7	2.1	4.5	1.3	2.8	0.0																	0.0
			소 각	0.0	0.0	0.0							0.0					0.0																	0.0
			재활용	236.0	0.0	0.0							0.0					188.1	60.3	5.6	1.2	1.5	7.1	0.0	0.0	2.8	4.9	0.0	102.0	2.7	0.0	0.0	0.0	0.0	47.9
	동해시	발생량		93.9	70.5	66.3	0.0	29.8	1.2	1.2	4.5	29.6	4.2	0.7	1.2	0.9	1.4	12.1	7.5	2.0	1.2	0.0	0.7	0.0	0.0	0.0	0.0	0.0	0.0	0.0	0.5	0.0	0.0	0.2	11.3
		처리방법	매 립	61.9	61.9	57.7	0.0	25.9	1.1	1.1	3.9	25.7	4.2	0.7	1.2	0.9	1.4	0.0																	0.0
			소 각	8.6	8.6	8.6		3.9	0.1	0.1	0.6	3.9	0.0					0.0																	0.0
			재활용	23.4	0.0	0.0							0.0					12.1	7.5	2.0	1.2	0.0	0.7	0.0	0.0	0.0	0.0	0.0	0.0	0.0	0.5	0.0	0.0	0.2	11.3
	태백시	발생량		62.4	38.1	28.8	0.0	14.3	4.0	2.5	4.5	3.5	9.3	0.5	0.5	2.0	6.3	15.5	3.0	1.5	2.5	0.2	2.0	0.0	0.0	0.0	0.0	0.0	6.0	0.2	0.1	0.0	0.0	0.0	8.8
		처리방법	매 립	9.3	9.3	0.0							9.3	0.5	0.5	2.0	6.3	0.0																	0.0
			소 각	28.8	28.8	28.8		14.3	4.0	2.5	4.5	3.5	0.0					0.0																	0.0
			재활용	24.3	0.0	0.0							0.0					15.5	3.0	1.5	2.5	0.2	2.0	0.0	0.0	0.0	0.0	0.0	6.0	0.2	0.1	0.0	0.0	0.0	8.8
	속초시	발생량		163.1	89.2	61.8	0.0	19.3	16.4	7.5	14.8	3.8	27.4	5.4	3.3	16.2	2.5	49.6	11.2	8.3	5.1	5.4	5.7	0.1	0.0	0.0	0.0	0.0	9.9	0.5	0.1	0.0	0.0	3.3	24.3
		처리방법	매 립	25.4	25.4	0.0							25.4	4.1	2.6	16.2	2.5	0.0																	0.0
			소 각	58.1	58.1	58.1		17.4	16.4	7.5	14.3	2.5	0.0					0.0																	0.0
			재활용	79.6	5.7	3.7		1.9			0.5	1.3	2.0	1.3	0.7			49.6	11.2	8.3	5.1	5.4	5.7	0.1	0.0	0.0	0.0	0.0	9.9	0.5	0.1	0.0	0.0	3.3	24.3
	삼척시	발생량		96.4	64.7	35.5	0.0	4.3	8.1	4.0	5.1	14.0	29.2	0.1	0.1	7.5	21.5	20.8	5.3	2.1	2.2	1.6	1.3	0.0	0.0	0.0	0.0	0.0	2.7	0.0	0.6	0.0	0.0	5.0	10.9
		처리방법	매 립	64.7	64.7	35.5		4.3	8.1	4.0	5.1	14.0	29.2	0.1	0.1	7.5	21.5	0.0																	0.0
			소 각	0.0	0.0	0.0							0.0					0.0																	0.0
			재활용	31.7	0.0	0.0							0.0					20.8	5.3	2.1	2.2	1.6	1.3	0.0	0.0	0.0	0.0	0.0	2.7	0.0	0.6	0.0	0.0	5.0	10.9
	홍천군	발생량		41.3	29.1	26.1	0.6	7.3	1.1	7.9	7.9	1.3	3.0	0.2	0.1	0.1	2.6	4.1	0.8	1.2	0.1	0.0	0.7	0.0	0.0	0.0	0.0	0.0	0.2	0.0	0.5	0.6	0.0	0.0	8.1
		처리방법	매 립	3.3	3.3	0.3	0.0			0.1	0.1	0.1	3.0	0.2	0.1	0.1	2.6	0.0																	0.0
			소 각	33.4	25.8	25.8	0.6	7.3	1.1	7.8	7.8	1.2	0.0	0.0	0.0	0.0	0.0	0.0																	7.6
			재활용	4.6	0.0	0.0							0.0					4.1	0.8	1.2	0.1	0.0	0.7	0.0	0.0	0.0	0.0	0.0	0.2	0.0	0.5	0.6	0.0	0.0	0.5
	횡성군	발생량		27.4	17.7	11.2	0.0	3.0	0.5	2.2	2.1	3.4	6.5	0.9	0.2	0.0	5.4	2.5	0.5	0.9	0.2	0.1	0.6	0.2	0.0	0.0	0.0	0.0	0.0	0.0	0.0	0.0	0.0	0.0	7.2
		처리방법	매 립	6.8	6.8	0.4					0.1	0.3	6.4	0.9	0.2		5.3	0.0																	0.0
			소 각	10.9	10.9	10.8		3.0	0.5	2.2	2.0	3.1	0.1				0.1	0.0																	0.0
			재활용	9.7	0.0	0.0							0.0					2.5	0.5	0.9	0.2	0.1	0.6	0.2	0.0	0.0	0.0	0.0	0.0	0.0	0.0	0.0	0.0	0.0	7.2
	영월군	발생량		35.2	17.0	13.5	0.2	2.8	3.1	1.5	2.2	3.7	3.5	0.3	0.1	0.2	2.9	11.8	1.1	3.0	0.5	0.1	1.1	0.0	0.0	0.0	0.0	0.0	0.6	0.0	4.1	0.0	0.0	1.3	6.4
		처리방법	매 립	4.3	4.3	0.8	0.2	0.1	0.2	0.1	0.1	0.1	3.5	0.3	0.1	0.2	2.9	0.0																	0.0
			소 각	12.7	12.7	12.7		2.7	2.9	1.4	2.1	3.6	0.0					0.0																	0.0
			재활용	18.2	0.0	0.0							0.0					11.8	1.1	3.0	0.5	0.1	1.1	0.0	0.0	0.0	0.0	0.0	0.6	0.0	4.1	0.0	0.0	1.3	6.4
	평창군	발생량		36.1	14.0	11.4	0.1	0.7	0.0	0.0	0.4	10.2	2.6	0.1	0.0	0.0	2.5	17.0	1.8	0.5	0.1	0.0	0.9	0.0	0.1	0.0	0.0	0.1	0.1	0.0	13.3	0.1	0.0	0.0	5.1
		처리방법	매 립	2.6	2.6	0.0							2.6	0.1			2.5	0.0																	0.0
			소 각	10.8	10.8	10.8	0.1	0.5			0.3	9.9	0.0					0.0																	0.0
			재활용	22.7	0.6	0.6		0.2			0.1	0.3	0.0					17.0	1.8	0.5	0.1	0.0	0.9	0.0	0.1	0.0	0.0	0.1	0.1	0.0	13.3	0.1	0.0	0.0	5.1
	정선군	발생량		40.2	23.0	10.5	0.0	1.6	2.2	1.3	0.5	4.9	12.5	3.8	0.0	3.9	4.8	12.4	2.2	1.7	0.4	0.9	0.1	0.3	0.1	0.0	0.0	0.1	1.3	0.0	3.8	1.2	0.0	0.3	4.8
		처리방법	매 립	20.0	18.3	5.8		0.9	0.4	0.9	0.3	3.3	12.5	3.8		3.9	4.8	0.0																	1.7
			소 각	4.6	4.6	4.6		0.7	1.8	0.4	0.1	1.6	0.0					0.0																	0.0
			재활용	15.6	0.1	0.1					0.1		0.0					12.4	2.2	1.7	0.4	0.9	0.1	0.3	0.1	0.0	0.0	0.1	1.3	0.0	3.8	1.2	0.0	0.3	3.1
	철원군	발생량		54.4	34.6	18.3	0.0	5.8	1.9	3.8	4.8	2.0	16.3	2.9	4.7	2.9	5.8	15.8	1.1	2.3	1.6	0.1	1.2	2.3	0.2	0.0	0.0	0.0	7.0	0.0	0.0	0.0	0.0	0.0	4.0
		처리방법	매 립	20.3	16.3	0.0							16.3	2.9	4.7	2.9	5.8	0.0																	4.0
			소 각	18.3	18.3	18.3		5.8	1.9	3.8	4.8	2.0	0.0					0.0																	0.0
			재활용	15.8	0.0	0.0							0.0					15.8	1.1	2.3	1.6	0.1	1.2	2.3	0.2	0.0	0.0	0.0	7.0	0.0	0.0	0.0	0.0	0.0	0.0

(단위:톤/일)

구 분		발생량 및 처리현황		총계	종량제에 의한 혼합배출													재활용가능자원 분리배출																남은 음식물류 배출(분리배출 지역일 경우)
					소계	가 연 성							불 연 성					소계	종이류	유리병류	캔류	합성수지류	플라스틱류	전자제품	전지류	타이어	윤활유	형광등	고철류	의류	영농폐기물	가구류	폐식용유	기타	
시도	시군구					소계	음식물채소류	종이류	나무류	고무피혁류	플라스틱류	기타	소계	유리류	금속류	토사류	기타																		
강원	화천군	발생량		44.0	30.6	25.6	1.0	4.2	3.1	4.4	3.3	9.6	5.0	0.7	0.6	1.0	2.7	11.9	2.1	2.1	2.0	0.0	1.4	0.0	0.0	0.0	0.0	0.1	1.5	0.0	1.4	0.2	0.0	1.1	1.5
		처리방법	매 립	22.9	21.9	16.9	1.0	2.0	1.1	3.4	2.2	7.2	5.0	0.7	0.6	1.0	2.7	0.0																	1.0
			소 각	8.7	8.7	8.7		2.2	2.0	1.0	1.1	2.4	0.0	0.0	0.0	0.0	0.0	0.0																	0.0
			재활용	12.4	0.0	0.0							0.0					11.9	2.1	2.1	2.0	0.0	1.4	0.0	0.0	0.0	0.0	0.1	1.5	0.0	1.4	0.2	0.0	1.1	0.5
	양구군	발생량		35.1	24.4	12.2	0.2	1.7	2.4	1.4	1.6	4.9	12.2	1.0	0.6	7.1	3.5	10.5	1.8	0.7	0.8	0.9	0.8	0.4	0.0	0.3	0.2	0.0	1.0	1.4	1.0	1.1	0.0	0.1	0.2
		처리방법	매 립	11.6	11.6	0.0							11.6	1.0		7.1	3.5	0.0																	0.0
			소 각	10.1	10.1	10.1	0.2	1.2	2.4	1.1	1.3	3.9	0.0					0.0																	0.0
			재활용	13.4	2.7	2.1		0.5		0.3	0.3	1.0	0.6		0.6			10.5	1.8	0.7	0.8	0.9	0.8	0.4	0.0	0.3	0.2	0.0	1.0	1.4	1.0	1.1	0.0	0.1	0.2
	인제군	발생량		54.6	41.2	35.0	0.3	1.8	4.5	3.4	1.1	23.9	6.2	1.4	1.8	0.0	3.0	11.7	2.5	1.7	0.5	0.5	0.7	0.3	1.2	0.0	0.0	0.1	0.7	0.5	3.0	0.0	0.0	0.0	1.7
		처리방법	매 립	26.1	25.1	19.9	0.2	0.2	3.7	3.2	0.7	11.9	5.2	1.2	1.5		2.5	0.0																	1.0
			소 각	14.1	13.9	13.5	0.0	1.5	0.8	0.2	0.4	10.6	0.4	0.1	0.1		0.2	0.0																	0.2
			재활용	14.4	2.2	1.6	0.1	0.1				1.4	0.6	0.1	0.2		0.3	11.7	2.5	1.7	0.5	0.5	0.7	0.3	1.2	0.0	0.0	0.1	0.7	0.5	3.0	0.0	0.0	0.0	0.5
	고성군	발생량		48.0	40.0	20.0	0.0	3.5	3.5	3.2	3.2	6.6	20.0	0.3	0.2	10.0	9.5	3.6	0.2	0.7	0.3	0.1	0.2	1.2	0.0	0.1	0.0	0.0	0.2	0.0	0.2	0.1	0.0	0.3	4.4
		처리방법	매 립	20.0	20.0	0.0							20.0	0.3	0.2	10.0	9.5	0.0																	0.0
			소 각	20.0	20.0	20.0		3.5	3.5	3.2	3.2	6.6	0.0					0.0																	0.0
			재활용	8.0	0.0	0.0							0.0					3.6	0.2	0.7	0.3	0.1	0.2	1.2	0.0	0.1	0.0	0.0	0.2	0.0	0.2	0.1	0.0	0.3	4.4
	양양군	발생량		32.7	25.7	21.6	0.6	9.0	2.0	1.8	4.2	4.0	4.1	0.8	0.6	2.0	0.7	6.0	1.7	1.0	0.4	0.6	0.5	0.1	0.0	0.0	0.0	0.0	1.2	0.0	0.5	0.0	0.0	0.0	1.0
		처리방법	매 립	4.1	4.1	0.0							4.1	0.8	0.6	2.0	0.7	0.0																	0.0
			소 각	21.6	21.6	21.6	0.6	9.0	2.0	1.8	4.2	4.0	0.0					0.0																	0.0
			재활용	7.0	0.0	0.0							0.0					6.0	1.7	1.0	0.4	0.6	0.5	0.1	0.0	0.0	0.0	0.0	1.2	0.0	0.5	0.0	0.0	0.0	1.0
충북	소계	발생량		1,579.0	675.3	461.0	9.3	178.8	64.0	28.4	71.1	109.4	214.3	8.2	9.9	101.8	94.4	648.9	270.0	40.2	15.3	29.3	47.0	2.5	23.5	0.0	0.0	4.8	122.6	5.9	67.7	13.0	0.1	7.0	254.8
		처리방법	매 립	260.2	252.9	48.0	1.2	3.5	6.3	3.3	3.2	30.5	204.9	6.6	7.3	101.8	89.2	0.0	0.0	0.0	0.0	0.0	0.0	0.0	0.0	0.0	0.0	0.0	0.0	0.0	0.0	0.0	0.0	0.0	7.3
			소 각	432.7	411.9	404.7	8.1	171.3	57.5	25.0	66.2	76.6	7.2	1.2	2.5	0.0	3.5	0.0	0.0	0.0	0.0	0.0	0.0	0.0	0.0	0.0	0.0	0.0	0.0	0.0	0.0	0.0	0.0	0.0	20.8
			재활용	886.1	10.5	8.3	0.0	4.0	0.2	0.1	1.7	2.3	2.2	0.4	0.1	0.0	1.7	648.9	270.0	40.2	15.3	29.3	47.0	2.5	23.5	0.0	0.0	4.8	122.6	5.9	67.7	13.0	0.1	7.0	226.7
	청주시	발생량		698.6	247.0	178.6	0.0	88.4	28.2	1.9	10.9	49.2	68.4	0.0	0.0	32.3	36.1	312.6	101.0	21.7	7.2	19.3	36.3	0.7	15.9	0.0	0.0	0.7	79.0	4.0	24.9	0.8	0.1	1.0	139.0
		처리방법	매 립	68.4	68.4	0.0	0.0	0.0	0.0	0.0	0.0	0.0	68.4	0.0	0.0	32.3	36.1	0.0																	0.0
			소 각	178.6	178.6	178.6	0.0	88.4	28.2	1.9	10.9	49.2	0.0	0.0	0.0	0.0	0.0	0.0																	0.0
			재활용	451.6	0.0	0.0	0.0	0.0	0.0	0.0	0.0	0.0	0.0	0.0	0.0	0.0	0.0	312.6	101.0	21.7	7.2	19.3	36.3	0.7	15.9	0.0	0.0	0.7	79.0	4.0	24.9	0.8	0.1	1.0	139.0
	충주시	발생량		247.0	119.1	76.4	1.4	23.2	13.1	6.9	26.4	5.4	42.7	2.9	5.1	15.2	19.5	88.9	62.7	3.1	3.7	1.0	2.5	0.3	0.0	0.0	0.0	0.1	1.2	0.3	7.0	7.0	0.0	0.0	39.0
		처리방법	매 립	51.3	51.3	12.3	0.0	1.2	4.6	1.7	1.4	3.4	39.0	1.7	2.6	15.2	19.5	0.0																	0.0
			소 각	67.8	67.8	64.1	1.4	22.0	8.5	5.2	25.0	2.0	3.7	1.2	2.5			0.0																	0.0
			재활용	127.9	0.0	0.0							0.0					88.9	62.7	3.1	3.7	1.0	2.5	0.3	0.0	0.0	0.0	0.1	1.2	0.3	7.0	7.0	0.0	0.0	39.0
	제천시	발생량		125.7	89.3	44.7	1.1	15.6	0.9	1.4	9.8	15.9	44.6	0.0	0.0	36.6	8.0	13.2	0.4	1.8	0.1	1.8	0.7	0.1	0.0	0.0	0.0	0.1	0.3	0.0	5.2	2.7	0.0	0.0	23.2
		처리방법	매 립	53.3	53.3	12.2						12.2	41.1			36.6	4.5	0.0																	0.0
			소 각	38.4	36.0	32.5	1.1	15.6	0.9	1.4	9.8	3.7	3.5				3.5	0.0																	2.4
			재활용	34.0	0.0	0.0							0.0					13.2	0.4	1.8	0.1	1.8	0.7	0.1	0.0	0.0	0.0	0.1	0.3	0.0	5.2	2.7	0.0	0.0	20.8
	청원군	발생량		178.7	44.5	32.8	0.7	7.4	5.3	5.4	5.2	8.8	11.7	1.0	1.9	5.3	3.5	118.8	75.5	3.1	0.6	3.5	1.0	0.1	7.6	0.0	0.0	0.1	19.3	0.0	7.7	0.0	0.0	0.3	15.4
		처리방법	매 립	18.6	18.1	6.4	0.7	1.3	0.8	1.0	1.2	1.4	11.7	1.0	1.9	5.3	3.5	0.0																	0.5
			소 각	20.3	20.3	20.3		2.8	4.3	4.3	3.8	5.1	0.0					0.0																	0.0
			재활용	139.8	6.1	6.1		3.3	0.2	0.1	0.2	2.3	0.0					118.8	75.5	3.1	0.6	3.5	1.0	0.1	7.6	0.0	0.0	0.1	19.3	0.0	7.7	0.0	0.0	0.3	14.9
	보은군	발생량		28.3	15.3	8.0	0.0	2.9	0.1	0.0	0.5	4.5	7.3	0.1	0.1	0.1	7.0	7.6	0.3	1.5	0.7	0.1	1.1	0.3	0.0	0.0	0.0	0.0	0.2	0.1	3.2	0.1	0.0	0.0	5.4
		처리방법	매 립	12.8	8.4	2.1						2.1	6.3	0.1	0.1	0.1	6.0	0.0																	4.4
			소 각	5.9	5.9	5.9		2.9	0.1		0.5	2.4	0.0					0.0																	0.0
			재활용	9.6	1.0	0.0							1.0				1.0	7.6	0.3	1.5	0.7	0.1	1.1	0.3	0.0	0.0	0.0	0.0	0.2	0.1	3.2	0.1	0.0	0.0	1.0
	옥천군	발생량		41.7	30.2	21.0	1.8	4.0	5.4	2.9	3.7	3.2	9.2	0.8	0.7	3.5	4.2	9.6	0.8	1.7	0.7	0.1	0.9	0.1	0.0	0.0	0.0	0.1	2.9	0.5	1.8	0.0	0.0	0.0	1.9
		처리방법	매 립	9.2	9.2	0.0							9.2	0.8	0.7	3.5	4.2	0.0																	0.0
			소 각	21.0	21.0	21.0	1.8	4.0	5.4	2.9	3.7	3.2	0.0					0.0																	0.0
			재활용	11.5	0.0	0.0							0.0					9.6	0.8	1.7	0.7	0.1	0.9	0.1	0.0	0.0	0.0	0.1	2.9	0.5	1.8	0.0	0.0	0.0	1.9

(단위:톤/일)

구 분		발생량 및 처리현황		총계	종량제에 의한 혼합배출													재활용가능자원 분리배출																	남은 음식물류 배출(분리배출 지역일 경우)
					소계	가 연 성							불 연 성					소계	종이류	유리병류	캔류	합성수지류	플라스틱류	전자제품	전지류	타이어	윤활유	형광등	고철류	의류	영농폐기물	가구류	폐식용유	기타	
시도	시군구					소계	음식물채소류	종이류	나무류	고무피혁류	플라스틱류	기타	소계	유리류	금속류	토사류	기타																		
충북	영동군	발생량		37.0	19.8	17.8	0.0	7.5	2.9	1.5	3.5	2.4	2.0	0.0	0.0	2.0	0.0	13.1	4.1	1.9	0.6	1.5	1.1	0.0	0.0	0.0	0.0	0.0	3.2	0.5	0.0	0.2	0.0	0.0	4.1
		처리방법	매 립	2.0	2.0	0.0							2.0			2.0		0.0																	0.0
			소 각	21.4	17.8	17.8	0.0	7.5	2.9	1.5	3.5	2.4	0.0					0.0																	3.6
			재활용	13.6	0.0	0.0	0.0						0.0					13.1	4.1	1.9	0.6	1.5	1.1	0.0	0.0	0.0	0.0	0.0	3.2	0.5	0.0	0.2	0.0	0.0	0.5
	증평군	발생량		27.5	21.5	17.7	0.9	1.7	0.7	0.2	2.1	12.1	3.8	0.4	0.1	0.0	3.3	2.5	0.3	0.3	0.1	0.0	0.4	0.0	0.0	0.0	0.0	0.0	0.0	0.0	0.0	1.4	0.0	0.0	3.5
		처리방법	매 립	12.7	12.7	10.1	0.4	0.2	0.2	0.2	0.2	8.9	2.6				2.6	0.0																	0.0
			소 각	5.4	5.4	5.4	0.5	0.8	0.5		0.4	3.2	0.0					0.0																	0.0
			재활용	9.4	3.4	2.2		0.7			1.5		1.2	0.4	0.1		0.7	2.5	0.3	0.3	0.1	0.0	0.4	0.0	0.0	0.0	0.0	0.0	0.0	0.0	0.0	1.4	0.0	0.0	3.5
	진천군	발생량		60.0	28.0	22.7	3.3	17.3	0.0	0.5	1.6	0.0	5.3	0.4	0.0	0.4	4.5	28.0	17.8	2.4	1.0	0.0	1.0	0.7	0.0	0.0	0.0	0.0	1.3	0.4	3.4	0.0	0.0	0.0	4.0
		처리방법	매 립	5.3	5.3	0.0							5.3	0.4		0.4	4.5	0.0																	0.0
			소 각	22.7	22.7	22.7	3.3	17.3	0.0	0.5	1.6	0.0	0.0					0.0																	0.0
			재활용	32.0	0.0	0.0							0.0					28.0	17.8	2.4	1.0	0.0	1.0	0.7	0.0	0.0	0.0	0.0	1.3	0.4	3.4	0.0	0.0	0.0	4.0
	괴산군	발생량		28.1	12.8	6.8	0.1	1.2	1.4	0.5	0.5	3.1	6.0	1.2	0.5	1.8	2.5	13.8	1.9	0.6	0.1	0.1	0.3	0.1	0.0	0.0	0.0	0.1	0.1	0.0	10.3	0.2	0.0	0.0	1.5
		처리방법	매 립	12.4	10.9	4.9	0.1	0.8	0.7	0.4	0.4	2.5	6.0	1.2	0.5	1.8	2.5	0.0																	1.5
			소 각	1.9	1.9	1.9		0.4	0.7	0.1	0.1	0.6	0.0	0.0	0.0	0.0	0.0	0.0																	0.0
			재활용	13.8	0.0	0.0							0.0					13.8	1.9	0.6	0.1	0.1	0.3	0.1	0.0	0.0	0.0	0.1	0.1	0.0	10.3	0.2	0.0	0.0	0.0
	음성군	발생량		71.6	29.6	21.7	0.0	7.8	3.9	2.9	3.0	4.1	7.9	0.7	0.9	3.1	3.2	27.2	1.2	1.4	0.3	1.5	1.2	0.1	0.0	0.0	0.0	0.1	15.0	0.1	0.0	0.6	0.0	5.7	14.8
		처리방법	매 립	7.9	7.9	0.0	0.0	0.0	0.0	0.0	0.0	0.0	7.9	0.7	0.9	3.1	3.2	0.0																	0.0
			소 각	36.5	21.7	21.7	0.0	7.8	3.9	2.9	3.0	4.1	0.0	0.0	0.0	0.0	0.0	0.0																	14.8
			재활용	27.2	0.0	0.0	0.0	0.0	0.0	0.0	0.0	0.0	0.0	0.0	0.0	0.0	0.0	27.2	1.2	1.4	0.3	1.5	1.2	0.1	0.0	0.0	0.0	0.1	15.0	0.1	0.0	0.6	0.0	5.7	0.0
	단양군	발생량		34.8	18.2	12.8	0.0	1.8	2.1	4.3	3.9	0.7	5.4	0.7	0.6	1.5	2.6	13.6	4.0	0.7	0.2	0.4	0.5	0.0	0.0	0.0	0.0	3.5	0.1	0.0	4.2	0.0	0.0	0.0	3.0
		처리방법	매 립	6.3	5.4	0.0							5.4	0.7	0.6	1.5	2.6	0.0																	0.9
			소 각	12.8	12.8	12.8		1.8	2.1	4.3	3.9	0.7	0.0					0.0																	0.0
			재활용	15.7	0.0	0.0							0.0					13.6	4.0	0.7	0.2	0.4	0.5	0.0	0.0	0.0	0.0	3.5	0.1	0.0	4.2	0.0	0.0	0.0	2.1
충남	소계	발생량		2,066.8	963.4	643.5	31.3	215.7	68.1	61.0	131.2	136.2	319.9	43.3	49.7	20.6	206.3	726.7	176.4	46.1	15.0	24.4	29.6	7.6	1.3	0.6	0.0	2.1	326.2	5.7	62.0	6.4	0.2	23.1	376.7
		처리방법	매 립	460.3	437.8	146.7	13.3	34.3	14.4	8.5	15.5	60.7	291.1	38.5	45.3	20.5	186.8	0.0	0.0	0.0	0.0	0.0	0.0	0.0	0.0	0.0	0.0	0.0	0.0	0.0	0.0	0.0	0.0	0.0	22.5
			소 각	495.4	491.9	478.0	4.9	180.4	53.7	52.5	113.4	73.1	13.9	0.0	0.0	0.0	13.9	0.0	0.0	0.0	0.0	0.0	0.0	0.0	0.0	0.0	0.0	0.0	0.0	0.0	0.0	0.0	0.0	0.0	3.5
			재활용	1,111.1	33.7	18.8	13.1	1.0	0.0	0.0	2.3	2.4	14.9	4.8	4.4	0.1	5.6	726.7	176.4	46.1	15.0	24.4	29.6	7.6	1.3	0.6	0.0	2.1	326.2	5.7	62.0	6.4	0.2	23.1	350.7
	천안시	발생량		805.1	302.0	194.6	0.0	68.8	28.6	22.5	59.2	15.5	107.4	21.6	31.0	6.1	48.7	387.3	122.4	5.5	3.7	9.5	5.5	0.0	0.0	0.0	0.0	0.1	237.6	0.0	1.2	0.0	0.0	1.8	115.8
		처리방법	매 립	113.0	113.0	19.5	0.0	3.1	0.9	0.0	0.0	15.5	93.5	21.6	31.0	6.1	34.8	0.0																	0.0
			소 각	189.0	189.0	175.1	0.0	65.7	27.7	22.5	59.2		13.9	0.0	0.0	0.0	13.9	0.0																	0.0
			재활용	503.1	0.0	0.0	0.0	0.0	0.0	0.0	0.0	0.0	0.0	0.0	0.0	0.0	0.0	387.3	122.4	5.5	3.7	9.5	5.5	0.0	0.0	0.0	0.0	0.1	237.6	0.0	1.2	0.0	0.0	1.8	115.8
	공주시	발생량		110.9	42.3	39.7	0.0	16.2	9.2	1.9	5.3	7.1	2.6	0.2	1.1	1.0	0.3	53.7	14.2	3.4	1.5	2.5	1.5	0.4	0.0	0.0	0.0	0.0	12.0	1.2	7.2	3.2	0.0	6.6	14.9
		처리방법	매 립	2.6	2.6	0.0						0.0	2.6	0.2	1.1	1.0	0.3	0.0																	0.0
			소 각	40.5	39.7	39.7	0.0	16.2	9.2	1.9	5.3	7.1	0.0	0.0	0.0	0.0	0.0	0.0																	0.8
			재활용	67.8	0.0	0.0							0.0					53.7	14.2	3.4	1.5	2.5	1.5	0.4	0.0	0.0	0.0	0.0	12.0	1.2	7.2	3.2	0.0	6.6	14.1
	보령시	발생량		98.9	53.9	50.4	0.0	21.5	2.2	2.8	13.1	10.8	3.5	1.4	1.1	0.3	0.7	27.6	10.3	5.6	1.6	1.7	5.6	0.2	0.1	0.0	0.0	0.1	0.6	0.4	0.9	0.0	0.0	0.5	17.4
		처리방법	매 립	15.4	15.4	11.9	0.0	5.5	0.7	0.2	3.1	2.4	3.5	1.4	1.1	0.3	0.7	0.0																	0.0
			소 각	38.7	38.5	38.5	0.0	16.0	1.5	2.6	10.0	8.4	0.0					0.0																	0.2
			재활용	44.8	0.0	0.0							0.0					27.6	10.3	5.6	1.6	1.7	5.6	0.2	0.1	0.0	0.0	0.1	0.6	0.4	0.9	0.0	0.0	0.5	17.2
	아산시	발생량		269.9	108.0	51.6	0.0	30.5	1.5	10.8	5.1	3.7	56.4	4.2	7.0	0.0	45.2	67.7	7.8	2.3	0.1	0.1	1.8	0.0	0.0	0.0	0.0	0.7	52.0	0.3	2.6	0.0	0.0	0.0	94.2
		처리방법	매 립	45.3	45.3	0.0							45.3	2.1	3.1		40.1	0.0																	0.0
			소 각	53.7	51.6	51.6	0.0	30.5	1.5	10.8	5.1	3.7	0.0					0.0																	2.1
			재활용	170.9	11.1	0.0							11.1	2.1	3.9	0.0	5.1	67.7	7.8	2.3	0.1	0.1	1.8	0.0	0.0	0.0	0.0	0.7	52.0	0.3	2.6	0.0	0.0	0.0	92.1
	서산시	발생량		159.6	74.8	58.8	1.2	20.0	8.4	3.3	4.9	21.0	16.0	1.5	2.9	2.4	9.2	43.6	6.3	3.6	2.2	2.1	1.8	0.1	0.0	0.0	0.0	0.0	6.5	0.7	14.4	0.1	0.0	5.8	41.2
		처리방법	매 립	70.4	70.4	54.4	1.2	19.5	7.5	2.2	3.8	20.2	16.0	1.5	2.9	2.4	9.2	0.0																	0.0
			소 각	4.4	4.4	4.4	0.0	0.5	0.9	1.1	1.1	0.8	0.0	0.0	0.0	0.0	0.0	0.0																	0.0
			재활용	84.8	0.0	0.0	0.0	0.0	0.0	0.0	0.0	0.0	0.0	0.0	0.0	0.0	0.0	43.6	6.3	3.6	2.2	2.1	1.8	0.1	0.0	0.0	0.0	0.0	6.5	0.7	14.4	0.1	0.0	5.8	41.2

(단위:톤/일)

구 분		발생량 및 처리현황		총계	종량제에 의한 혼합배출													재활용가능자원 분리배출																남은 음식물류 배출(분리배출 지역일 경우)
					소계	가 연 성							불 연 성					소계	종이류	유리병류	캔류	합성수지류	플라스틱류	전자제품	전지류	타이어	윤활유	형광등	고철류	의류	영농폐기물	가구류	폐식용유	기타	
시도	시군구					소계	음식물채소류	종이류	나무류	고무피혁류	플라스틱류	기타	소계	유리류	금속류	토사류	기타																		
충남	논산시	발생량		152.2	79.6	38.2	0.0	8.9	1.4	8.9	13.8	5.2	41.4	8.2	0.7	5.2	27.3	50.2	4.2	4.2	1.1	3.6	3.4	2.9	0.7	0.0	0.0	0.8	2.4	1.1	25.3	0.5	0.0	0.0	22.4
		처리방법	매 립	41.4	41.4	0.0							41.4	8.2	0.7	5.2	27.3	0.0																	0.0
			소 각	38.2	38.2	38.2		8.9	1.4	8.9	13.8	5.2	0.0					0.0																	0.0
			재활용	72.6	0.0	0.0							0.0					50.2	4.2	4.2	1.1	3.6	3.4	2.9	0.7	0.0	0.0	0.8	2.4	1.1	25.3	0.5	0.0	0.0	22.4
	계룡시	발생량		37.8	20.3	20.3	0.0	0.0	0.0	0.0	0.0	20.3	0.0	0.0	0.0	0.0	0.0	6.3	1.6	1.1	0.2	0.5	1.0	0.0	0.0	0.0	0.0	0.0	1.5	0.2	0.0	0.0	0.2	0.0	11.2
		처리방법	매 립	0.7	0.7	0.7						0.7	0.0				0.0	0.0																	0.0
			소 각	19.6	19.6	19.6						19.6	0.0					0.0																	0.0
			재활용	17.5	0.0	0.0	0.0						0.0					6.3	1.6	1.1	0.2	0.5	1.0	0.0	0.0	0.0	0.0	0.0	1.5	0.2	0.0	0.0	0.2	0.0	11.2
	당진시	발생량		109.2	86.6	19.9	11.9	2.9	0.6	1.3	2.9	0.3	66.7	3.5	1.4	0.1	61.7	10.6	0.6	2.1	0.7	0.3	0.5	0.0	0.0	0.0	0.0	0.0	0.4	0.1	5.2	0.0	0.0	0.7	12.0
		처리방법	매 립	78.1	73.2	8.8	2.4	2.4	0.6	1.3	2.0	0.1	64.4	1.5	1.1	0.1	61.7	0.0																	4.9
			소 각	0.0	0.0	0.0							0.0					0.0																	0.0
			재활용	31.1	13.4	11.1	9.5	0.5			0.9	0.2	2.3	2.0	0.3			10.6	0.6	2.1	0.7	0.3	0.5	0.0	0.0	0.0	0.0	0.0	0.4	0.1	5.2	0.0	0.0	0.7	7.1
	금산군	발생량		41.6	34.2	24.9	5.6	1.8	1.5	2.9	4.2	8.9	9.3	0.2	1.6	3.7	3.8	4.4	0.7	1.8	0.3	0.2	0.5	0.0	0.0	0.0	0.0	0.0	0.2	0.0	0.7	0.0	0.0	0.0	3.0
		처리방법	매 립	30.6	30.6	21.3	2.0	1.8	1.5	2.9	4.2	8.9	9.3	0.2	1.6	3.7	3.8	0.0																	0.0
			소 각	0.0	0.0	0.0							0.0					0.0																	0.0
			재활용	11.0	3.6	3.6	3.6						0.0					4.4	0.7	1.8	0.3	0.2	0.5	0.0	0.0	0.0	0.0	0.0	0.2	0.0	0.7	0.0	0.0	0.0	3.0
	부여군	발생량		59.1	23.9	22.4	7.7	0.5	3.0	1.2	1.1	8.9	1.5	0.2	0.1	0.1	1.1	34.5	3.5	4.8	1.6	3.0	3.2	2.1	0.5	0.5	0.0	0.1	5.2	1.1	3.0	2.0	0.0	3.9	0.7
		처리방법	매 립	21.4	21.4	20.8	7.7		3.0	1.2	1.0	7.9	0.6				0.6	0.0																	0.0
			소 각	0.0	0.0	0.0							0.0					0.0																	0.0
			재활용	37.7	2.5	1.6		0.5			0.1	1.0	0.9	0.2	0.1	0.1	0.5	34.5	3.5	4.8	1.6	3.0	3.2	2.1	0.5	0.5	0.0	0.1	5.2	1.1	3.0	2.0	0.0	3.9	0.7
	서천군	발생량		37.6	22.2	17.6	0.0	6.5	0.4	1.1	4.6	5.0	4.6	0.7	1.7	1.6	0.6	10.9	1.2	1.5	0.4	0.5	0.6	0.7	0.0	0.0	0.0	0.0	5.6	0.1	0.1	0.2	0.0	0.0	4.5
		처리방법	매 립	14.4	12.9	8.3	0.0	2.0	0.2	0.7	1.4	4.0	4.6	0.7	1.7	1.6	0.6	0.0																	1.5
			소 각	8.6	8.6	8.6	0.0	4.5	0.2	0.4	2.5	1.0	0.0	0.0	0.0	0.0	0.0	0.0																	0.0
			재활용	14.6	0.7	0.7	0.0	0.0	0.0	0.0	0.7		0.0	0.0	0.0	0.0	0.0	10.9	1.2	1.5	0.4	0.5	0.6	0.7	0.0	0.0	0.0	0.0	5.6	0.1	0.1	0.2	0.0	0.0	3.0
	청양군	발생량		23.0	15.5	14.6	0.0	3.5	1.3	0.6	2.6	6.6	0.9	0.0	0.0	0.0	0.9	4.8	0.2	0.7	0.2	0.1	0.1	0.9	0.0	0.1	0.0	0.1	0.4	0.1	0.7	0.0	0.0	1.2	2.7
		처리방법	매 립	1.9	1.9	1.0						1.0	0.9				0.9	0.0																	0.0
			소 각	13.3	12.9	12.9	0.0	3.5	1.3	0.6	2.6	4.9	0.0					0.0																	0.4
			재활용	7.8	0.7	0.7						0.7	0.0					4.8	0.2	0.7	0.2	0.1	0.1	0.9	0.0	0.1	0.0	0.1	0.4	0.1	0.7	0.0	0.0	1.2	2.3
	홍성군	발생량		59.5	32.0	25.2	0.0	11.0	1.3	0.0	1.4	11.5	6.8	0.5	0.3	0.0	6.0	11.4	2.4	2.6	0.9	0.2	1.3	0.1	0.0	0.0	0.0	0.0	0.8	0.4	0.0	0.1	0.0	2.6	16.1
		처리방법	매 립	22.3	6.2	0.0							6.2	0.0	0.2	0.0	6.0	0.0																	16.1
			소 각	24.1	24.1	24.1	0.0	11.0	1.3	0.0	0.8	11.0	0.0					0.0																	0.0
			재활용	13.1	1.7	1.1		0.0			0.6	0.5	0.6	0.5	0.1		0.0	11.4	2.4	2.6	0.9	0.2	1.3	0.1	0.0	0.0	0.0	0.0	0.8	0.4	0.0	0.1	0.0	2.6	0.0
	예산군	발생량		41.6	31.9	29.4	4.9	12.1	0.7	0.2	7.5	4.0	2.5	1.1	0.8	0.1	0.5	5.5	0.8	2.4	0.2	0.1	0.7	0.1	0.0	0.0	0.0	0.1	0.6	0.0	0.2	0.3	0.0	0.0	4.2
		처리방법	매 립	2.5	2.5	0.0							2.5	1.1	0.8	0.1	0.5	0.0																	0.0
			소 각	29.4	29.4	29.4	4.9	12.1	0.7	0.2	7.5	4.0	0.0					0.0																	0.0
			재활용	9.7	0.0	0.0							0.0					5.5	0.8	2.4	0.2	0.1	0.7	0.1	0.0	0.0	0.0	0.1	0.6	0.0	0.2	0.3	0.0	0.0	4.2
	태안군	발생량		60.8	36.2	35.9	0.0	11.5	8.0	3.5	5.5	7.4	0.3	0.0	0.0	0.0	0.3	8.2	0.2	4.5	0.3	0.0	2.1	0.1	0.0	0.0	0.0	0.1	0.4	0.0	0.5	0.0	0.0	0.0	16.4
		처리방법	매 립	0.3	0.3	0.0							0.3	0.0		0.0	0.3	0.0																	0.0
			소 각	35.9	35.9	35.9	0.0	11.5	8.0	3.5	5.5	7.4	0.0	0.0	0.0	0.0	0.0	0.0																	0.0
			재활용	24.6	0.0	0.0	0.0	0.0			0.0	0.0	0.0	0.0	0.0		0.0	8.2	0.2	4.5	0.3	0.0	2.1	0.1	0.0	0.0	0.0	0.1	0.4	0.0	0.5	0.0	0.0	0.0	16.4
전북	소계	발생량		1,549.2	679.8	570.0	5.3	189.7	61.5	55.8	115.1	142.6	109.8	22.8	22.8	20.2	44.0	379.0	103.5	46.9	16.2	43.2	45.5	3.0	0.3	0.0	0.0	0.5	16.5	7.2	47.0	39.8	1.1	8.3	490.4
		처리방법	매 립	392.6	390.4	294.8	5.3	97.7	19.4	10.2	62.0	100.2	95.6	18.7	18.5	20.2	38.2	0.0	0.0	0.0	0.0	0.0	0.0	0.0	0.0	0.0	0.0	0.0	0.0	0.0	0.0	0.0	0.0	0.0	2.2
			소 각	287.9	287.9	274.0	0.0	92.0	42.0	45.6	52.0	42.4	13.9	4.0	4.1	0.0	5.8	0.0	0.0	0.0	0.0	0.0	0.0	0.0	0.0	0.0	0.0	0.0	0.0	0.0	0.0	0.0	0.0	0.0	0.0
			재활용	868.7	1.5	1.2	0.0	0.0	0.1	0.0	1.1	0.0	0.3	0.1	0.2	0.0	0.0	379.0	103.5	46.9	16.2	43.2	45.5	3.0	0.3	0.0	0.0	0.5	16.5	7.2	47.0	39.8	1.1	8.3	488.2
	전주시	발생량		653.1	168.0	133.0	0.0	51.5	23.4	22.3	18.8	17.0	35.0	8.4	9.5	7.0	10.1	252.6	90.7	31.8	12.9	32.8	38.5	0.7	0.1	0.0	0.0	0.3	4.9	6.7	0.2	29.0	0.9	3.1	232.5
		처리방법	매 립	35.0	35.0	0.0							35.0	8.4	9.5	7.0	10.1	0.0																	0.0
			소 각	133.0	133.0	133.0	0.0	51.5	23.4	22.3	18.8	17.0	0.0					0.0																	0.0
			재활용	485.1	0.0	0.0							0.0					252.6	90.7	31.8	12.9	32.8	38.5	0.7	0.1	0.0	0.0	0.3	4.9	6.7	0.2	29.0	0.9	3.1	232.5

(단위:톤/일)

구 분		발생량 및 처리현황		총계	종량제에 의한 혼합배출													재활용가능자원 분리배출																	남은 음식물류 배출(분리배출 지역일 경우)
					소계	가 연 성							불 연 성					소계	종이류	유리병류	캔류	합성수지류	플라스틱류	전자제품	전지류	타이어	윤활유	형광등	고철류	의류	영농폐기물	가구류	폐식용유	기타	
시도	시군구					소계	음식물채소류	종이류	나무류	고무피혁류	플라스틱류	기타	소계	유리류	금속류	토사류	기타																		
전북	군산시	발생량		282.5	198.0	184.0	0.0	69.4	4.0	3.9	41.7	65.0	14.0	3.0	1.5	1.5	8.0	3.1	0.3	1.7	0.1	0.2	0.6	0.0	0.0	0.0	0.0	0.0	0.2	0.0	0.0	0.0	0.0	0.0	81.4
		처리방법	매 립	198.0	198.0	184.0	0.0	69.4	4.0	3.9	41.7	65.0	14.0	3.0	1.5	1.5	8.0	0.0																	0.0
			소 각	0.0	0.0	0.0							0.0					0.0																	0.0
			재활용	84.5	0.0	0.0	0.0	0.0	0.0	0.0	0.0	0.0	0.0	0.0	0.0	0.0	0.0	3.1	0.3	1.7	0.1	0.2	0.6	0.0	0.0	0.0	0.0	0.0	0.2	0.0	0.0	0.0	0.0	0.0	81.4
	익산시	발생량		193.7	90.2	76.3	0.0	27.9	12.8	14.3	15.4	5.9	13.9	4.0	4.1	0.0	5.8	26.7	1.0	5.4	0.6	7.6	2.0	0.1	0.0	0.0	0.0	0.1	0.7	0.0	0.0	9.2	0.0	0.0	76.8
		처리방법	매 립	0.0	0.0	0.0							0.0					0.0																	0.0
			소 각	90.2	90.2	76.3	0.0	27.9	12.8	14.3	15.4	5.9	13.9	4.0	4.1	0.0	5.8	0.0																	0.0
			재활용	103.5	0.0	0.0							0.0					26.7	1.0	5.4	0.6	7.6	2.0	0.1	0.0	0.0	0.0	0.1	0.7	0.0	0.0	9.2	0.0	0.0	76.8
	정읍시	발생량		76.8	41.9	33.8	0.0	2.4	3.1	5.8	9.8	12.7	8.1	0.2	0.2	0.7	7.0	8.7	0.3	1.0	0.1	0.1	0.5	0.2	0.0	0.0	0.0	0.0	0.1	0.0	6.2	0.0	0.0	0.2	26.2
		처리방법	매 립	9.7	9.7	1.6			1.3		0.2	0.1	8.1	0.2	0.2	0.7	7.0	0.0																	0.0
			소 각	32.2	32.2	32.2		2.4	1.8	5.8	9.6	12.6	0.0					0.0																	0.0
			재활용	34.9	0.0	0.0							0.0					8.7	0.3	1.0	0.1	0.1	0.5	0.2	0.0	0.0	0.0	0.0	0.1	0.0	6.2	0.0	0.0	0.2	26.2
	남원시	발생량		63.6	50.0	37.4	0.0	12.9	7.8	2.3	6.4	8.0	12.6	1.3	3.9	4.6	2.8	1.0	0.1	0.4	0.0	0.0	0.5	0.0	0.0	0.0	0.0	0.0	0.0	0.0	0.0	0.0	0.0	0.0	12.6
		처리방법	매 립	50.0	50.0	37.4		12.9	7.8	2.3	6.4	8.0	12.6	1.3	3.9	4.6	2.8	0.0																	0.0
			소 각	0.0	0.0	0.0							0.0					0.0																	0.0
			재활용	13.6	0.0	0.0							0.0					1.0	0.1	0.4	0.0	0.0	0.5	0.0	0.0	0.0	0.0	0.0	0.0	0.0	0.0	0.0	0.0	0.0	12.6
	김제시	발생량		60.0	24.1	18.7	0.0	5.7	1.8	1.5	3.9	5.8	5.4	1.3	0.1	1.8	2.2	14.9	2.6	2.2	1.3	1.6	1.4	0.1	0.0	0.0	0.0	0.0	0.2	0.2	4.2	0.0	0.1	1.0	21.0
		처리방법	매 립	5.4	5.4	0.0							5.4	1.3	0.1	1.8	2.2	0.0																	0.0
			소 각	18.7	18.7	18.7		5.7	1.8	1.5	3.9	5.8	0.0					0.0																	0.0
			재활용	35.9	0.0	0.0							0.0					14.9	2.6	2.2	1.3	1.6	1.4	0.1	0.0	0.0	0.0	0.0	0.2	0.2	4.2	0.0	0.1	1.0	21.0
	완주군	발생량		34.1	14.8	13.8	0.0	4.5	2.2	1.7	4.3	1.1	1.0	0.1	0.1	0.6	0.2	6.5	0.7	1.0	0.1	0.4	0.2	0.1	0.0	0.0	0.0	0.0	0.1	0.0	3.0	0.8	0.0	0.1	12.8
		처리방법	매 립	1.0	1.0	0.0							1.0	0.1	0.1	0.6	0.2	0.0																	0.0
			소 각	13.8	13.8	13.8	0.0	4.5	2.2	1.7	4.3	1.1	0.0					0.0																	0.0
			재활용	19.3	0.0	0.0							0.0					6.5	0.7	1.0	0.1	0.4	0.2	0.1	0.0	0.0	0.0	0.0	0.1	0.0	3.0	0.8	0.0	0.1	12.8
	진안군	발생량		20.3	15.2	11.9	1.2	2.0	1.5	0.2	1.9	5.1	3.3	0.1	0.4	1.0	1.8	3.8	0.4	0.5	0.0	0.0	0.2	0.1	0.0	0.0	0.0	0.0	0.6	0.0	1.9	0.1	0.0	0.0	1.3
		처리방법	매 립	15.2	15.2	11.9	1.2	2.0	1.5	0.2	1.9	5.1	3.3	0.1	0.4	1.0	1.8	0.0																	0.0
			소 각	0.0	0.0	0.0							0.0					0.0																	0.0
			재활용	5.1	0.0	0.0							0.0					3.8	0.4	0.5	0.0	0.0	0.2	0.1	0.0	0.0	0.0	0.0	0.6	0.0	1.9	0.1	0.0	0.0	1.3
	무주군	발생량		17.9	13.1	11.8	0.6	3.1	0.5	0.2	4.2	3.2	1.3	0.7	0.3	0.1	0.2	3.8	0.6	0.3	0.1	0.1	0.2	0.1	0.0	0.0	0.0	0.0	0.2	0.0	1.7	0.3	0.0	0.2	1.0
		처리방법	매 립	11.6	11.6	10.6	0.6	3.1	0.4	0.2	3.1	3.2	1.0	0.6	0.1	0.1	0.2	0.0																	0.0
			소 각	0.0	0.0	0.0							0.0					0.0																	0.0
			재활용	6.3	1.5	1.2			0.1		1.1		0.3	0.1	0.2			3.8	0.6	0.3	0.1	0.1	0.2	0.1	0.0	0.0	0.0	0.0	0.2	0.0	1.7	0.3	0.0	0.2	1.0
	장수군	발생량		19.7	13.3	11.3	1.0	4.0	0.5	0.1	0.8	4.9	2.0	1.0	0.5	0.0	0.5	4.3	0.2	0.0	0.0	0.0	0.1	0.8	0.0	0.0	0.0	0.0	0.5	0.0	2.7	0.0	0.0	0.0	2.1
		처리방법	매 립	14.3	13.3	11.3	1.0	4.0	0.5	0.1	0.8	4.9	2.0	1.0	0.5	0.0	0.5	0.0																	1.0
			소 각	0.0	0.0	0.0							0.0					0.0																	0.0
			재활용	5.4	0.0	0.0							0.0					4.3	0.2	0.0	0.0	0.0	0.1	0.8	0.0	0.0	0.0	0.0	0.5	0.0	2.7	0.0	0.0	0.0	1.1
	임실군	발생량		12.3	8.7	8.2	0.4	2.3	0.1	0.3	1.8	3.3	0.5	0.1	0.1	0.1	0.2	2.5	0.3	0.2	0.1	0.0	0.1	0.0	0.1	0.0	0.0	0.0	0.5	0.0	1.2	0.0	0.0	0.0	1.1
		처리방법	매 립	8.7	8.7	8.2	0.4	2.3	0.1	0.3	1.8	3.3	0.5	0.1	0.1	0.1	0.2	0.0																	0.0
			소 각	0.0	0.0	0.0							0.0					0.0																	0.0
			재활용	3.6	0.0	0.0							0.0					2.5	0.3	0.2	0.1	0.0	0.1	0.0	0.1	0.0	0.0	0.0	0.5	0.0	1.2	0.0	0.0	0.0	1.1
	순창군	발생량		17.6	10.0	9.5	0.0	2.1	0.5	0.1	3.1	3.7	0.5	0.1	0.1	0.0	0.3	5.2	1.6	0.2	0.1	0.0	0.2	0.2	0.0	0.0	0.0	0.0	1.1	0.0	1.3	0.3	0.0	0.2	2.4
		처리방법	매 립	10.3	10.0	9.5		2.1	0.5	0.1	3.1	3.7	0.5	0.1	0.1		0.3	0.0																	0.3
			소 각	0.0	0.0	0.0							0.0					0.0																	0.0
			재활용	7.3	0.0	0.0							0.0					5.2	1.6	0.2	0.1	0.0	0.2	0.2	0.0	0.0	0.0	0.0	1.1	0.0	1.3	0.3	0.0	0.2	2.1
	고창군	발생량		45.4	12.4	8.2	0.0	0.4	1.4	0.8	0.5	5.1	4.2	0.4	0.2	0.2	3.4	17.6	2.1	1.0	0.1	0.0	0.3	0.0	0.0	0.0	0.0	0.0	0.1	0.0	14.0	0.0	0.0	0.0	15.4
		처리방법	매 립	12.4	12.4	8.2		0.4	1.4	0.8	0.5	5.1	4.2	0.4	0.2	0.2	3.4	0.0																	0.0
			소 각	0.0	0.0	0.0							0.0					0.0																	0.0
			재활용	33.0	0.0	0.0							0.0					17.6	2.1	1.0	0.1	0.0	0.3	0.0	0.0	0.0	0.0	0.0	0.1	0.0	14.0	0.0	0.0	0.0	15.4

(단위:톤/일)

구 분		발생량 및 처리현황		총계	종량제에 의한 혼합배출													재활용가능자원 분리배출																남은 음식물류 배출(분리배출 지역일 경우)
					소계	가 연 성							불 연 성					소계	종이류	유리병류	캔류	합성수지류	플라스틱류	전자제품	전지류	타이어	윤활유	형광등	고철류	의류	영농폐기물	가구류	폐식용유	기타	
시도	시군구					소계	음식물채소류	종이류	나무류	고무피혁류	플라스틱류	기타	소계	유리류	금속류	토사류	기타																		
전북	부안군	발생량		52.2	20.1	12.1	2.1	1.5	1.9	2.3	2.5	1.8	8.0	2.1	1.8	2.6	1.5	28.3	2.6	1.2	0.7	0.4	0.7	0.6	0.1	0.0	0.0	0.1	7.3	0.3	10.6	0.1	0.1	3.5	3.8
		처리방법	매 립	21.0	20.1	12.1	2.1	1.5	1.9	2.3	2.5	1.8	8.0	2.1	1.8	2.6	1.5	0.0																	0.9
			소 각	0.0	0.0	0.0							0.0					0.0																	0.0
			재활용	31.2	0.0	0.0							0.0					28.3	2.6	1.2	0.7	0.4	0.7	0.6	0.1	0.0	0.0	0.1	7.3	0.3	10.6	0.1	0.1	3.5	2.9
전남	소계	발생량		1,696.8	895.3	802.4	16.8	320.1	45.0	33.1	138.1	249.3	92.9	18.3	14.6	24.0	36.0	456.9	119.4	66.0	15.5	19.2	45.5	6.8	0.8	1.6	0.5	0.9	71.4	5.1	89.1	5.4	0.5	9.2	344.6
		처리방법	매 립	614.3	587.0	500.9	7.1	220.4	24.0	15.6	93.2	140.6	86.1	17.1	13.9	22.6	32.5	0.0	0.0	0.0	0.0	0.0	0.0	0.0	0.0	0.0	0.0	0.0	0.0	0.0	0.0	0.0	0.0	0.0	27.3
			소 각	324.4	296.9	294.4	9.3	98.3	19.5	17.2	43.6	106.5	2.5	0.5	0.5	0.4	1.1	0.0	0.0	0.0	0.0	0.0	0.0	0.0	0.0	0.0	0.0	0.0	0.0	0.0	0.0	0.0	0.0	0.0	27.5
			재활용	758.1	11.4	7.1	0.4	1.4	1.5	0.3	1.3	2.2	4.3	0.7	0.2	1.0	2.4	456.9	119.4	66.0	15.5	19.2	45.5	6.8	0.8	1.6	0.5	0.9	71.4	5.1	89.1	5.4	0.5	9.2	289.8
	목포시	발생량		211.6	143.6	142.3	0.0	92.5	14.2	7.1	11.4	17.1	1.3	0.1	0.5	0.1	0.6	2.6	0.1	0.6	0.2	0.3	0.9	0.1	0.0	0.0	0.0	0.0	0.0	0.0	0.0	0.0	0.0	0.4	65.4
		처리방법	매 립	143.6	143.6	142.3	0.0	92.5	14.2	7.1	11.4	17.1	1.3	0.1	0.5	0.1	0.6	0.0																	0.0
			소 각	0.0	0.0	0.0							0.0					0.0																	0.0
			재활용	68.0	0.0	0.0							0.0					2.6	0.1	0.6	0.2	0.3	0.9	0.1	0.0	0.0	0.0	0.0	0.0	0.0	0.0	0.0	0.0	0.4	65.4
	여수시	발생량		303.4	225.7	214.9	0.0	87.2	3.9	2.7	54.4	66.7	10.8	4.3	3.5	0.7	2.3	12.4	3.8	0.9	0.4	0.6	2.8	0.5	0.2	0.0	0.0	0.1	1.7	0.2	0.8	0.2	0.1	0.1	65.3
		처리방법	매 립	152.2	144.2	133.4		55.7	2.5	1.7	34.8	38.7	10.8	4.3	3.5	0.7	2.3	0.0																	8.0
			소 각	81.5	81.5	81.5		31.5	1.4	1.0	19.6	28.0	0.0					0.0																	0.0
			재활용	69.7	0.0	0.0							0.0					12.4	3.8	0.9	0.4	0.6	2.8	0.5	0.2	0.0	0.0	0.1	1.7	0.2	0.8	0.2	0.1	0.1	57.3
	순천시	발생량		288.9	104.1	97.3	4.5	34.7	1.8	1.1	21.6	33.6	6.8	2.7	2.2	0.8	1.1	126.2	54.1	44.2	0.6	2.2	11.9	0.1	0.0	0.0	0.0	0.1	11.4	1.0	0.0	0.0	0.0	0.6	58.6
		처리방법	매 립	104.1	104.1	97.3	4.5	34.7	1.8	1.1	21.6	33.6	6.8	2.7	2.2	0.8	1.1	0.0																	0.0
			소 각	0.0	0.0	0.0							0.0					0.0																	0.0
			재활용	184.8	0.0	0.0							0.0					126.2	54.1	44.2	0.6	2.2	11.9	0.1	0.0	0.0	0.0	0.1	11.4	1.0	0.0	0.0	0.0	0.6	58.6
	나주시	발생량		52.9	22.2	19.6	0.0	9.2	1.4	1.1	5.0	2.9	2.6	0.9	0.9	0.4	0.4	17.5	2.9	1.5	2.4	0.5	1.2	0.3	0.0	0.1	0.1	0.0	3.2	0.8	4.0	0.1	0.1	0.3	13.2
		처리방법	매 립	20.6	20.6	18.0	0.0	9.2	0.5	0.8	4.8	2.7	2.6	0.9	0.9	0.4	0.4	0.0																	0.0
			소 각	1.6	1.6	1.6			0.9	0.3	0.2	0.2	0.0					0.0																	0.0
			재활용	30.7	0.0	0.0							0.0					17.5	2.9	1.5	2.4	0.5	1.2	0.3	0.0	0.1	0.1	0.0	3.2	0.8	4.0	0.1	0.1	0.3	13.2
	광양시	발생량		153.6	92.1	84.2	0.0	25.2	1.0	2.1	17.6	38.3	7.9	1.9	0.9	1.2	3.9	19.4	8.5	0.6	0.3	0.6	5.2	0.2	0.0	0.0	0.0	0.0	1.5	0.0	0.8	0.0	0.0	1.7	42.1
		처리방법	매 립	92.1	92.1	84.2	0.0	25.2	1.0	2.1	17.6	38.3	7.9	1.9	0.9	1.2	3.9	0.0																	0.0
			소 각	0.0	0.0	0.0							0.0					0.0																	0.0
			재활용	61.5	0.0	0.0							0.0					19.4	8.5	0.6	0.3	0.6	5.2	0.2	0.0	0.0	0.0	0.0	1.5	0.0	0.8	0.0	0.0	1.7	42.1
	담양군	발생량		32.1	21.7	21.1	0.1	4.1	0.5	0.3	2.5	13.6	0.6	0.1	0.1	0.3	0.1	6.2	0.2	0.5	0.4	0.3	0.1	0.3	0.0	0.0	0.0	0.0	0.8	0.2	3.3	0.1	0.0	0.0	4.2
		처리방법	매 립	2.5	0.7	0.1	0.1						0.6	0.1	0.1	0.3	0.1	0.0																	1.8
			소 각	21.0	21.0	21.0		4.1	0.5	0.3	2.5	13.6	0.0					0.0																	0.0
			재활용	8.6	0.0	0.0							0.0					6.2	0.2	0.5	0.4	0.3	0.1	0.3	0.0	0.0	0.0	0.0	0.8	0.2	3.3	0.1	0.0	0.0	2.4
	곡성군	발생량		19.7	7.6	5.9	0.0	1.4	0.8	0.4	0.5	2.8	1.7	1.0	0.0	0.0	0.7	9.7	2.2	0.5	0.9	0.2	0.1	0.1	0.1	0.0	0.0	0.0	1.7	0.5	1.9	1.0	0.0	0.5	2.4
		처리방법	매 립	7.6	7.6	5.9		1.4	0.8	0.4	0.5	2.8	1.7	1.0			0.7	0.0																	0.0
			소 각	0.0	0.0	0.0							0.0					0.0																	0.0
			재활용	12.1	0.0	0.0							0.0					9.7	2.2	0.5	0.9	0.2	0.1	0.1	0.1	0.0	0.0	0.0	1.7	0.5	1.9	1.0	0.0	0.5	2.4
	구례군	발생량		17.6	12.1	11.9	0.0	0.1	0.2	0.0	0.6	11.0	0.2	0.0	0.0	0.0	0.2	1.9	0.3	0.1	0.1	0.0	0.2	0.0	0.0	0.0	0.0	0.0	0.3	0.2	0.0	0.0	0.0	0.7	3.6
		처리방법	매 립	0.0	0.0	0.0							0.0					0.0																	0.0
			소 각	12.1	12.1	11.9		0.1	0.2		0.6	11.0	0.2				0.2	0.0																	0.0
			재활용	5.5	0.0	0.0							0.0					1.9	0.3	0.1	0.1	0.0	0.2	0.0	0.0	0.0	0.0	0.0	0.3	0.2	0.0	0.0	0.0	0.7	3.6
	고흥군	발생량		62.1	31.3	16.4	1.8	4.9	4.0	3.2	1.0	1.5	14.9	0.4	1.2	5.7	7.6	24.2	3.9	1.6	1.8	1.1	1.3	1.2	0.0	0.9	0.3	0.1	3.2	0.4	4.9	2.1	0.0	1.4	6.6
		처리방법	매 립	22.4	19.2	4.3	1.8	0.1	0.9	0.7	0.2	0.6	14.9	0.4	1.2	5.7	7.6	0.0																	3.2
			소 각	12.1	12.1	12.1	0.0	4.8	3.1	2.5	0.8	0.9	0.0					0.0																	0.0
			재활용	27.6	0.0	0.0							0.0					24.2	3.9	1.6	1.8	1.1	1.3	1.2	0.0	0.9	0.3	0.1	3.2	0.4	4.9	2.1	0.0	1.4	3.4
	보성군	발생량		31.5	14.8	13.0	0.1	11.1	0.2	0.0	0.1	1.5	1.8	0.2	0.0	0.0	1.6	13.8	1.3	0.2	0.4	0.6	0.3	0.3	0.0	0.0	0.0	0.0	3.3	0.2	7.2	0.0	0.0	0.0	2.9
		처리방법	매 립	1.8	1.8	0.0							1.8	0.2			1.6	0.0																	0.0
			소 각	13.0	13.0	13.0	0.1	11.1	0.2		0.1	1.5	0.0					0.0																	0.0
			재활용	16.7	0.0	0.0							0.0					13.8	1.3	0.2	0.4	0.6	0.3	0.3	0.0	0.0	0.0	0.0	3.3	0.2	7.2	0.0	0.0	0.0	2.9

(단위:톤/일)

구 분		발생량 및 처리현황		총계	종량제에 의한 혼합배출													재활용가능자원 분리배출																	남은 음식물류 배출(분리배출 지역일 경우)
					소계	가 연 성							불 연 성					소계	종이류	유리병류	캔류	합성수지류	플라스틱류	전자제품	전지류	타이어	윤활유	형광등	고철류	의류	영농폐기물	가구류	폐식용유	기타	
시도	시군구					소계	음식물채소류	종이류	나무류	고무피혁류	플라스틱류	기타	소계	유리류	금속류	토사류	기타																		
전남	화순군	발생량		42.7	22.6	10.0	0.0	1.3	1.7	0.4	1.7	4.9	12.6	1.4	0.2	7.0	4.0	9.9	2.5	0.9	0.2	0.8	0.9	0.2	0.1	0.1	0.0	0.1	0.3	0.1	1.0	1.0	0.0	1.7	10.2
		처리방법	매 립	14.3	14.3	5.2	0.0	0.6	0.5	0.2	0.7	3.2	9.1	1.0	0.1	6.0	2.0	0.0																	0.0
			소 각	0.0	0.0	0.0							0.0					0.0																	0.0
			재활용	28.4	8.3	4.8	0.0	0.7	1.2	0.2	1.0	1.7	3.5	0.4	0.1	1.0	2.0	9.9	2.5	0.9	0.2	0.8	0.9	0.2	0.1	0.1	0.0	0.1	0.3	0.1	1.0	1.0	0.0	1.7	10.2
	장흥군	발생량		30.5	12.7	7.8	0.0	2.4	0.3	0.4	3.1	1.6	4.9	2.0	1.4	0.7	0.8	12.3	1.6	1.5	0.7	0.4	0.7	0.1	0.3	0.0	0.0	0.1	2.3	0.1	4.1	0.1	0.0	0.3	5.5
		처리방법	매 립	10.4	4.9	0.0							4.9	2.0	1.4	0.7	0.8	0.0																	5.5
			소 각	7.8	7.8	7.8		2.4	0.3	0.4	3.1	1.6	0.0					0.0																	0.0
			재활용	12.3	0.0	0.0							0.0					12.3	1.6	1.5	0.7	0.4	0.7	0.1	0.3	0.0	0.0	0.1	2.3	0.1	4.1	0.1	0.0	0.3	0.0
	강진군	발생량		28.1	14.4	8.0	0.0	1.1	1.4	1.7	1.7	2.1	6.4	0.2	0.2	1.2	4.8	6.2	1.2	0.7	0.1	0.1	0.3	0.0	0.0	0.0	0.0	0.0	2.5	0.1	1.1	0.0	0.0	0.1	7.5
		처리방법	매 립	6.4	6.4	0.4						0.4	6.0	0.1	0.1	1.2	4.6	0.0																	0.0
			소 각	7.4	7.4	7.4		1.0	1.4	1.6	1.7	1.7	0.0					0.0																	0.0
			재활용	14.3	0.6	0.2		0.1		0.1			0.4	0.1	0.1		0.2	6.2	1.2	0.7	0.1	0.1	0.3	0.0	0.0	0.0	0.0	0.0	2.5	0.1	1.1	0.0	0.0	0.1	7.5
	해남군	발생량		56.1	19.5	13.5	0.0	5.7	2.0	1.2	2.8	1.8	6.0	1.1	1.6	2.0	1.3	27.0	1.5	1.0	0.4	0.1	1.0	0.5	0.1	0.0	0.0	0.2	0.5	0.0	21.2	0.0	0.0	0.5	9.6
		처리방법	매 립	11.2	11.2	5.5		0.7	1.6	1.0	0.8	1.4	5.7	1.0	1.5	2.0	1.2	0.0																	0.0
			소 각	8.3	8.3	8.0		5.0	0.4	0.2	2.0	0.4	0.3	0.1	0.1		0.1	0.0																	0.0
			재활용	36.6	0.0	0.0							0.0					27.0	1.5	1.0	0.4	0.1	1.0	0.5	0.1	0.0	0.0	0.2	0.5	0.0	21.2	0.0	0.0	0.5	9.6
	영암군	발생량		105.6	12.7	12.0	1.4	4.5	2.0	0.5	3.2	0.4	0.7	0.1	0.1	0.1	0.4	86.7	25.4	5.9	5.1	10.1	15.4	1.1	0.0	0.5	0.1	0.1	15.0	1.0	6.7	0.1	0.0	0.2	6.2
		처리방법	매 립	0.0	0.0	0.0							0.0					0.0																	0.0
			소 각	18.7	12.7	12.0	1.4	4.5	2.0	0.5	3.2	0.4	0.7	0.1	0.1	0.1	0.4	0.0																	6.0
			재활용	86.9	0.0	0.0							0.0					86.7	25.4	5.9	5.1	10.1	15.4	1.1	0.0	0.5	0.1	0.1	15.0	1.0	6.7	0.1	0.0	0.2	0.2
	무안군	발생량		59.7	18.9	13.3	0.7	2.0	1.5	0.2	1.0	7.9	5.6	0.9	1.0	2.1	1.6	24.5	3.3	2.2	0.4	0.0	1.8	0.1	0.0	0.0	0.0	0.1	4.3	0.0	11.4	0.5	0.0	0.4	16.3
		처리방법	매 립	5.6	5.6	0.0							5.6	0.9	1.0	2.1	1.6	0.0																	0.0
			소 각	26.2	13.3	13.3	0.7	2.0	1.5	0.2	1.0	7.9	0.0					0.0																	12.9
			재활용	27.9	0.0	0.0							0.0					24.5	3.3	2.2	0.4	0.0	1.8	0.1	0.0	0.0	0.0	0.1	4.3	0.0	11.4	0.5	0.0	0.4	3.4
	함평군	발생량		17.2	10.0	9.4	0.0	3.1	0.6	0.2	2.5	3.0	0.6	0.1	0.1	0.2	0.2	3.6	0.2	0.5	0.1	0.1	0.2	0.0	0.0	0.0	0.0	0.0	0.0	0.0	2.4	0.0	0.0	0.1	3.6
		처리방법	매 립	4.0	0.4	0.0							0.4		0.1	0.2	0.1	0.0																	3.6
			소 각	8.2	8.2	8.2	0.0	2.9	0.4	0.2	2.2	2.5	0.0					0.0																	0.0
			재활용	5.0	1.4	1.2		0.2	0.2		0.3	0.5	0.2	0.1			0.1	3.6	0.2	0.5	0.1	0.1	0.2	0.0	0.0	0.0	0.0	0.0	0.0	0.0	2.4	0.0	0.0	0.1	0.0
	영광군	발생량		40.4	20.7	17.7	0.9	10.0	0.3	0.1	1.3	5.1	3.0	0.3	0.2	1.0	1.5	13.8	2.3	0.8	0.4	0.8	0.2	0.6	0.0	0.0	0.0	0.0	4.8	0.0	3.9	0.0	0.0	0.0	5.9
		처리방법	매 립	2.9	2.9	0.0							2.9	0.2	0.2	1.0	1.5	0.0																	0.0
			소 각	23.6	17.7	17.7	0.9	10.0	0.3	0.1	1.3	5.1	0.0					0.0																	5.9
			재활용	13.9	0.1	0.0							0.1	0.1				13.8	2.3	0.8	0.4	0.8	0.2	0.6	0.0	0.0	0.0	0.0	4.8	0.0	3.9	0.0	0.0	0.0	0.0
	장성군	발생량		23.9	16.8	15.1	0.4	6.2	3.3	0.9	0.3	4.0	1.7	0.3	0.3	0.3	0.8	2.2	0.1	0.6	0.1	0.1	0.2	0.1	0.0	0.0	0.0	0.0	0.2	0.0	0.8	0.0	0.0	0.0	4.9
		처리방법	매 립	3.5	0.4	0.0							0.4				0.4	0.0																	3.1
			소 각	16.4	16.4	15.1	0.4	6.2	3.3	0.9	0.3	4.0	1.3	0.3	0.3	0.3	0.4	0.0																	0.0
			재활용	4.0	0.0	0.0							0.0					2.2	0.1	0.6	0.1	0.1	0.2	0.1	0.0	0.0	0.0	0.0	0.2	0.0	0.8	0.0	0.0	0.0	1.8
	완도군	발생량		41.2	33.2	32.4	4.8	9.6	2.1	8.9	2.5	4.5	0.8	0.3	0.2	0.2	0.1	5.3	1.1	0.3	0.3	0.1	0.2	0.6	0.0	0.0	0.0	0.0	1.3	0.2	0.6	0.1	0.3	0.2	2.7
		처리방법	매 립	4.8	4.8	4.0	0.7	0.3	0.2	0.5	0.8	1.5	0.8	0.3	0.2	0.2	0.1	0.0																	0.0
			소 각	30.4	28.0	28.0	3.7	9.3	1.9	8.4	1.7	3.0	0.0					0.0																	2.4
			재활용	6.0	0.4	0.4	0.4						0.0					5.3	1.1	0.3	0.3	0.1	0.2	0.6	0.0	0.0	0.0	0.0	1.3	0.2	0.6	0.1	0.3	0.2	0.3
	진도군	발생량		35.7	14.9	13.7	2.1	3.3	1.3	0.6	3.1	3.3	1.2	0.0	0.0	0.0	1.2	20.1	2.1	0.6	0.1	0.1	0.2	0.3	0.0	0.0	0.0	0.0	11.4	0.0	5.3	0.0	0.0	0.0	0.7
		처리방법	매 립	1.2	1.2	0.0							1.2				1.2	0.0																	0.0
			소 각	13.7	13.7	13.7	2.1	3.3	1.3	0.6	3.1	3.3	0.0					0.0																	0.0
			재활용	20.8	0.0	0.0							0.0					20.1	2.1	0.6	0.1	0.1	0.2	0.3	0.0	0.0	0.0	0.0	11.4	0.0	5.3	0.0	0.0	0.0	0.7
	신안군	발생량		42.3	23.7	22.9	0.0	0.5	0.5	0.0	0.2	21.7	0.8	0.0	0.0	0.0	0.8	11.4	0.8	0.3	0.1	0.1	0.4	0.1	0.0	0.0	0.0	0.0	1.7	0.1	7.7	0.1	0.0	0.0	7.2
		처리방법	매 립	3.1	1.0	0.3	0.0	0.0	0.0	0.0	0.0	0.3	0.7	0.0	0.0	0.0	0.7	0.0																	2.1
			소 각	22.4	22.1	22.1	0.0	0.1	0.4	0.0	0.2	21.4	0.0	0.0	0.0	0.0	0.0	0.0																	0.3
			재활용	16.8	0.6	0.5	0.0	0.4	0.1	0.0	0.0	0.0	0.1	0.0	0.0	0.0	0.1	11.4	0.8	0.3	0.1	0.1	0.4	0.1	0.0	0.0	0.0	0.0	1.7	0.1	7.7	0.1	0.0	0.0	4.8

(단위:톤/일)

구 분		발생량 및 처리현황		총계	종량제에 의한 혼합배출													재활용가능자원 분리배출																남은 음식물류 배출(분리배출 지역일 경우)
					소계	가 연 성							불 연 성					소계	종이류	유리병류	캔류	합성수지류	플라스틱류	전자제품	전지류	타이어	윤활유	형광등	고철류	의류	영농폐기물	가구류	폐식용유	기타	
시도	시군구					소계	음식물채소류	종이류	나무류	고무피혁류	플라스틱류	기타	소계	유리류	금속류	토사류	기타																		
경북	소계	발생량		2,389.2	1,360.9	1,111.6	20.9	409.2	113.4	59.0	184.7	324.4	249.3	30.4	27.6	58.0	133.3	549.3	192.6	36.7	10.7	11.2	22.2	8.3	0.4	0.0	0.0	1.8	133.5	8.2	90.0	9.5	1.5	22.7	479.0
		처리방법	매 립	653.2	646.1	432.1	3.3	210.1	38.2	17.6	78.2	84.7	214.0	26.9	27.0	47.9	112.2	0.0	0.0	0.0	0.0	0.0	0.0	0.0	0.0	0.0	0.0	0.0	0.0	0.0	0.0	0.0	0.0	0.0	7.1
			소 각	621.7	575.3	559.4	6.3	157.0	57.6	39.2	92.8	206.5	15.9	2.8	0.2	10.1	2.8	0.0	0.0	0.0	0.0	0.0	0.0	0.0	0.0	0.0	0.0	0.0	0.0	0.0	0.0	0.0	0.0	0.0	46.4
			재활용	1,114.3	139.5	120.1	11.3	42.1	17.6	2.2	13.7	33.2	19.4	0.7	0.4	0.0	18.3	549.3	192.6	36.7	10.7	11.2	22.2	8.3	0.4	0.0	0.0	1.8	133.5	8.2	90.0	9.5	1.5	22.7	425.5
	포항시	발생량		653.5	323.9	279.2	0.0	173.0	27.9	6.1	56.1	16.1	44.7	2.3	11.2	14.7	16.5	211.4	100.6	4.2	1.1	0.4	2.4	0.0	0.0	0.0	0.0	0.0	70.0	1.6	19.2	0.0	1.4	10.5	118.2
		처리방법	매 립	298.0	298.0	253.3	0.0	157.0	25.3	5.5	51.0	14.5	44.7	2.3	11.2	14.7	16.5	0.0																	0.0
			소 각	0.0	0.0	0.0	0.0						0.0					0.0																	0.0
			재활용	355.5	25.9	25.9	0.0	16.0	2.6	0.6	5.1	1.6	0.0					211.4	100.6	4.2	1.1	0.4	2.4	0.0	0.0	0.0	0.0	0.0	70.0	1.6	19.2	0.0	1.4	10.5	118.2
	경주시	발생량		252.8	121.8	103.4	0.0	15.0	11.5	4.4	7.2	65.3	18.4	1.9	0.9	5.9	9.7	76.0	19.9	7.8	3.7	1.2	5.7	6.1	0.1	0.0	0.0	0.8	19.6	2.2	5.0	2.8	0.1	1.0	55.0
		처리방법	매 립	18.4	18.4	0.0	0.0						18.4	1.9	0.9	5.9	9.7	0.0																	0.0
			소 각	103.4	103.4	103.4	0.0	15.0	11.5	4.4	7.2	65.3	0.0					0.0																	0.0
			재활용	131.0	0.0	0.0							0.0					76.0	19.9	7.8	3.7	1.2	5.7	6.1	0.1	0.0	0.0	0.8	19.6	2.2	5.0	2.8	0.1	1.0	55.0
	김천시	발생량		90.7	75.8	35.8	11.3	6.6	6.2	3.9	4.1	3.7	40.0	2.8	0.2	10.1	26.9	14.9	5.0	1.5	0.2	1.2	0.9	0.0	0.0	0.0	0.0	0.0	0.1	0.0	5.8	0.0	0.0	0.2	0.0
		처리방법	매 립	9.2	9.2	0.0	0.0						9.2				9.2	0.0																	0.0
			소 각	40.4	40.4	24.5	0.0	6.6	6.2	3.9	4.1	3.7	15.9	2.8	0.2	10.1	2.8	0.0																	0.0
			재활용	41.1	26.2	11.3	11.3						14.9				14.9	14.9	5.0	1.5	0.2	1.2	0.9	0.0	0.0	0.0	0.0	0.0	0.1	0.0	5.8	0.0	0.0	0.2	0.0
	안동시	발생량		176.8	99.0	78.0	0.0	24.0	15.0	1.0	8.0	30.0	21.0	0.7	1.6	11.7	7.0	34.4	10.1	0.5	0.1	0.1	0.6	0.0	0.0	0.0	0.0	0.0	10.6	0.3	11.6	0.0	0.0	0.5	43.4
		처리방법	매 립	21.0	21.0	0.0	0.0						21.0	0.7	1.6	11.7	7.0	0.0																	0.0
			소 각	0.0	0.0	0.0	0.0						0.0					0.0																	0.0
			재활용	155.8	78.0	78.0	0.0	24.0	15.0	1.0	8.0	30.0	0.0					34.4	10.1	0.5	0.1	0.1	0.6	0.0	0.0	0.0	0.0	0.0	10.6	0.3	11.6	0.0	0.0	0.5	43.4
	구미시	발생량		240.4	143.7	133.9	0.0	58.9	3.4	6.2	34.9	30.5	9.8	3.6	3.7	0.6	1.9	36.7	21.3	5.2	0.1	3.3	1.1	0.0	0.0	0.0	0.0	0.1	1.3	2.5	1.8	0.0	0.0	0.0	60.0
		처리방법	매 립	9.8	9.8	0.0							9.8	3.6	3.7	0.6	1.9	0.0																	0.0
			소 각	133.9	133.9	133.9	0.0	58.9	3.4	6.2	34.9	30.5	0.0					0.0																	0.0
			재활용	96.7	0.0	0.0							0.0					36.7	21.3	5.2	0.1	3.3	1.1	0.0	0.0	0.0	0.0	0.1	1.3	2.5	1.8	0.0	0.0	0.0	60.0
	영주시	발생량		172.4	97.7	64.6	0.0	24.4	2.1	3.1	3.5	31.5	33.1	1.3	1.0	0.5	30.3	48.5	13.5	2.5	1.3	0.4	3.2	0.2	0.1	0.0	0.0	0.1	12.2	0.3	11.9	0.3	0.0	2.5	26.2
		처리방법	매 립	93.6	93.6	61.4	0.0	22.7	2.1	2.8	3.1	30.7	32.2	1.0	0.8	0.5	29.9	0.0																	0.0
			소 각	0.0	0.0	0.0	0.0						0.0					0.0																	0.0
			재활용	78.8	4.1	3.2		1.7		0.3	0.4	0.8	0.9	0.3	0.2		0.4	48.5	13.5	2.5	1.3	0.4	3.2	0.2	0.1	0.0	0.0	0.1	12.2	0.3	11.9	0.3	0.0	2.5	26.2
	영천시	발생량		56.2	37.8	36.8	0.0	2.0	2.1	2.0	1.0	29.7	1.0	0.0	0.0	0.0	1.0	3.6	0.1	1.4	0.1	0.1	0.6	0.1	0.0	0.0	0.0	0.0	0.1	0.0	0.0	0.1	0.0	1.0	14.8
		처리방법	매 립	1.0	1.0	0.0	0.0						1.0				1.0	0.0																	0.0
			소 각	36.8	36.8	36.8	0.0	2.0	2.1	2.0	1.0	29.7	0.0					0.0																	0.0
			재활용	18.4	0.0	0.0							0.0					3.6	0.1	1.4	0.1	0.1	0.6	0.1	0.0	0.0	0.0	0.0	0.1	0.0	0.0	0.1	0.0	1.0	14.8
	상주시	발생량		64.0	47.1	39.6	0.3	16.6	8.8	3.6	4.5	5.8	7.5	4.5	0.6	1.2	1.2	7.9	0.1	0.5	0.0	0.1	0.2	0.0	0.0	0.0	0.0	0.1	4.2	0.4	0.0	2.3	0.0	0.0	9.0
		처리방법	매 립	7.5	7.5	0.0	0.0						7.5	4.5	0.6	1.2	1.2	0.0																	0.0
			소 각	39.6	39.6	39.6	0.3	16.6	8.8	3.6	4.5	5.8	0.0					0.0																	0.0
			재활용	16.9	0.0	0.0							0.0					7.9	0.1	0.5	0.0	0.1	0.2	0.0	0.0	0.0	0.0	0.1	4.2	0.4	0.0	2.3	0.0	0.0	9.0
	문경시	발생량		103.3	54.7	42.8	0.0	6.7	6.9	13.7	8.9	6.6	11.9	5.1	3.3	0.0	3.5	30.0	3.7	1.6	2.4	2.4	3.7	0.0	0.0	0.0	0.0	0.0	10.9	0.0	3.6	0.0	0.0	1.7	18.6
		처리방법	매 립	28.8	28.8	16.9	0.0	2.5	3.2	5.9	2.6	2.7	11.9	5.1	3.3		3.5	0.0																	0.0
			소 각	44.4	25.9	25.9	0.0	4.2	3.7	7.8	6.3	3.9	0.0					0.0																	18.5
			재활용	30.1	0.0	0.0							0.0					30.0	3.7	1.6	2.4	2.4	3.7	0.0	0.0	0.0	0.0	0.0	10.9	0.0	3.6	0.0	0.0	1.7	0.1
	경산시	발생량		156.5	85.4	79.2	0.0	33.0	1.5	1.0	20.6	23.1	6.2	2.5	2.1	0.4	1.2	7.5	0.2	3.0	0.1	0.3	0.6	0.1	0.0	0.0	0.0	0.0	0.0	0.0	0.0	3.2	0.0	0.0	63.6
		처리방법	매 립	58.9	58.9	52.7	0.0	21.9	1.0	0.6	13.7	15.5	6.2	2.5	2.1	0.4	1.2	0.0																	0.0
			소 각	26.5	26.5	26.5	0.0	11.1	0.5	0.4	6.9	7.6	0.0	0.0	0.0	0.0	0.0	0.0																	0.0
			재활용	71.1	0.0	0.0	0.0	0.0	0.0	0.0	0.0	0.0	0.0	0.0	0.0	0.0	0.0	7.5	0.2	3.0	0.1	0.3	0.6	0.1	0.0	0.0	0.0	0.0	0.0	0.0	0.0	3.2	0.0	0.0	63.6
	군위군	발생량		17.4	10.0	6.5	0.0	1.8	1.5	1.0	1.3	0.9	3.5	0.4	0.4	0.6	2.1	6.1	0.3	0.3	0.0	0.0	0.1	0.1	0.0	0.0	0.0	0.0	1.0	0.0	3.6	0.0	0.0	0.7	1.3
		처리방법	매 립	7.2	6.9	3.4	0.0	0.9	0.6	0.6	0.8	0.5	3.5	0.4	0.4	0.6	2.1	0.0																	0.3
			소 각	3.1	3.1	3.1	0.0	0.9	0.9	0.4	0.5	0.4	0.0					0.0																	0.0
			재활용	7.1	0.0	0.0							0.0					6.1	0.3	0.3	0.0	0.0	0.1	0.1	0.0	0.0	0.0	0.0	1.0	0.0	3.6	0.0	0.0	0.7	1.0

(단위:톤/일)

구 분		발생량 및 처리현황		총계	종량제에 의한 혼합배출													재활용가능자원 분리배출																	남은 음식물류 배출(분리배출 지역일 경우)
					소계	가 연 성							불 연 성					소계	종이류	유리병류	캔류	합성수지류	플라스틱류	전자제품	전지류	타이어	윤활유	형광등	고철류	의류	영농폐기물	가구류	폐식용유	기타	
시도	시군구					소계	음식물채소류	종이류	나무류	고무피혁류	플라스틱류	기타	소계	유리류	금속류	토사류	기타																		
경북	의성군	발생량		36.3	23.1	14.6	0.0	4.2	2.8	1.9	3.3	2.4	8.5	0.7	0.3	1.0	6.5	9.4	0.1	0.4	0.1	0.1	0.1	0.6	0.0	0.0	0.0	0.0	0.1	0.1	7.6	0.2	0.0	0.0	3.8
		처리방법	매 립	15.6	13.3	5.0	0.0	0.6	0.8	1.1	1.0	1.5	8.3	0.5	0.3	1.0	6.5	0.0																	2.3
			소 각	10.0	8.8	8.8	0.0	3.5	2.0	0.6	2.3	0.4	0.0					0.0																	1.2
			재활용	10.7	1.0	0.8		0.1		0.2		0.5	0.2	0.2				9.4	0.1	0.4	0.1	0.1	0.1	0.6	0.0	0.0	0.0	0.0	0.1	0.1	7.6	0.2	0.0	0.0	0.3
	청송군	발생량		20.7	16.5	14.6	2.4	2.7	1.9	1.0	3.2	3.4	1.9	0.2	0.2	0.8	0.7	3.7	0.1	0.2	0.0	0.0	0.1	0.0	0.0	0.0	0.0	0.0	0.2	0.0	3.1	0.0	0.0	0.0	0.5
		처리방법	매 립	2.5	2.5	0.6	0.2	0.0	0.1	0.0	0.0	0.3	1.9	0.2	0.2	0.8	0.7	0.0																	0.0
			소 각	14.0	14.0	14.0	2.2	2.7	1.8	1.0	3.2	3.1	0.0					0.0																	0.0
			재활용	4.2	0.0	0.0							0.0					3.7	0.1	0.2	0.0	0.0	0.1	0.0	0.0	0.0	0.0	0.0	0.2	0.0	3.1	0.0	0.0	0.0	0.5
	영양군	발생량		13.1	9.0	2.5	0.4	0.5	0.3	0.2	0.2	0.9	6.5	0.5	0.2	1.7	4.1	2.5	1.1	0.6	0.1	0.0	0.4	0.1	0.0	0.0	0.0	0.0	0.2	0.0	0.0	0.0	0.0	0.0	1.6
		처리방법	매 립	9.4	7.8	1.3	0.4	0.3				0.6	6.5	0.5	0.2	1.7	4.1	0.0																	1.6
			소 각	1.2	1.2	1.2	0.0	0.2	0.3	0.2	0.2	0.3	0.0					0.0																	0.0
			재활용	2.5	0.0	0.0							0.0					2.5	1.1	0.6	0.1	0.0	0.4	0.1	0.0	0.0	0.0	0.0	0.2	0.0	0.0	0.0	0.0	0.0	0.0
	영덕군	발생량		42.2	33.0	27.6	2.5	0.2	3.5	0.0	0.1	21.3	5.4	0.3	0.1	0.5	4.5	2.5	0.1	0.2	0.0	0.1	0.0	0.5	0.0	0.0	0.0	0.0	0.0	0.0	1.5	0.1	0.0	0.0	6.7
		처리방법	매 립	15.6	15.6	10.2	0.0		2.0			8.2	5.4	0.3	0.1	0.5	4.5	0.0																	0.0
			소 각	23.3	17.4	17.4	2.5	0.2	1.5		0.1	13.1	0.0					0.0																	5.9
			재활용	3.3	0.0	0.0							0.0					2.5	0.1	0.2	0.0	0.1	0.0	0.5	0.0	0.0	0.0	0.0	0.0	0.0	1.5	0.1	0.0	0.0	0.8
	청도군	발생량		19.5	7.6	6.5	0.0	1.2	0.8	0.3	0.5	3.7	1.1	0.2	0.1	0.5	0.3	6.8	0.4	0.7	0.1	0.3	0.1	0.1	0.0	0.0	0.0	0.5	0.5	0.6	0.9	0.4	0.0	2.2	5.1
		처리방법	매 립	2.0	1.9	1.0	0.0	0.2	0.2	0.0	0.1	0.5	0.9	0.1	0.0	0.5	0.3	0.0																	0.1
			소 각	5.3	5.3	5.3	0.0	0.9	0.6	0.3	0.4	3.1	0.0	0.0	0.0	0.0	0.0	0.0																	0.0
			재활용	12.2	0.4	0.2	0.0	0.1	0.0	0.0	0.0	0.1	0.2	0.1	0.1	0.0	0.0	6.8	0.4	0.7	0.1	0.3	0.1	0.1	0.0	0.0	0.0	0.5	0.5	0.6	0.9	0.4	0.0	2.2	5.0
	고령군	발생량		17.3	14.9	11.0	0.5	1.3	1.2	0.7	0.6	6.7	3.9	0.3	0.2	0.4	3.0	0.2	0.0	0.2	0.0	0.0	0.0	0.0	0.0	0.0	0.0	0.0	0.0	0.0	0.0	0.0	0.0	0.0	2.2
		처리방법	매 립	8.1	8.1	4.2	0.4	0.2	0.2	0.2	0.2	3.0	3.9	0.3	0.2	0.4	3.0	0.0																	0.0
			소 각	6.7	6.7	6.7	0.1	1.1	1.0	0.5	0.4	3.6	0.0					0.0																	0.0
			재활용	2.5	0.1	0.1						0.1	0.0					0.2	0.0	0.2	0.0	0.0	0.0	0.0	0.0	0.0	0.0	0.0	0.0	0.0	0.0	0.0	0.0	0.0	2.2
	성주군	발생량		24.6	19.3	13.2	0.5	0.5	0.7	0.5	1.1	9.9	5.9	0.5	0.4	0.5	4.5	2.8	1.6	0.6	0.1	0.1	0.1	0.2	0.0	0.0	0.0	0.1	0.0	0.0	0.0	0.0	0.0	0.0	2.5
		처리방법	매 립	6.0	5.9	0.0	0.0						5.9	0.5	0.4	0.5	4.5	0.0																	0.1
			소 각	13.2	13.2	13.2	0.5	0.7	0.7	0.5	1.0	9.8	0.0					0.0																	0.0
			재활용	5.4	0.2	0.2					0.1	0.1	0.0					2.8	1.6	0.6	0.1	0.1	0.1	0.2	0.0	0.0	0.0	0.1	0.0	0.0	0.0	0.0	0.0	0.0	2.4
	칠곡군	발생량		94.8	64.6	60.6	0.4	13.8	9.2	5.5	12.0	19.7	4.0	0.0	0.0	4.0	0.0	11.6	5.6	1.8	0.6	0.9	1.3	0.0	0.0	0.0	0.0	0.0	0.0	0.0	0.3	0.0	0.0	1.1	18.6
		처리방법	매 립	4.0	4.0	0.0							4.0			4.0		0.0																	0.0
			소 각	76.2	60.6	60.6	0.4	13.8	9.2	5.5	12.0	19.7	0.0					0.0																	15.6
			재활용	14.6	0.0	0.0							0.0					11.6	5.6	1.8	0.6	0.9	1.3	0.0	0.0	0.0	0.0	0.0	0.0	0.0	0.3	0.0	0.0	1.1	3.0
	예천군	발생량		29.4	16.8	15.2	0.0	8.3	1.0	0.9	1.2	3.8	1.6	0.0	0.0	0.0	1.6	7.0	0.7	0.5	0.0	0.0	0.3	0.0	0.0	0.0	0.0	0.0	0.5	0.0	4.6	0.0	0.0	0.4	5.6
		처리방법	매 립	0.0	0.0	0.0	0.0						0.0					0.0																	0.0
			소 각	20.4	15.2	15.2	0.0	8.3	1.0	0.9	1.2	3.8	0.0					0.0																	5.2
			재활용	9.0	1.6	0.0							1.6				1.6	7.0	0.7	0.5	0.0	0.0	0.3	0.0	0.0	0.0	0.0	0.0	0.5	0.0	4.6	0.0	0.0	0.4	0.4
	봉화군	발생량		40.7	23.8	19.3	2.3	3.8	2.8	0.5	4.3	5.6	4.5	0.3	0.2	1.6	2.4	15.9	3.5	0.9	0.2	0.2	0.4	0.1	0.1	0.0	0.0	0.1	1.2	0.2	8.5	0.1	0.0	0.4	1.0
		처리방법	매 립	21.3	21.3	17.0	2.1	2.9	2.3	0.3	4.1	5.3	4.3	0.2	0.1	1.6	2.4	0.0																	0.0
			소 각	1.9	1.9	1.9	0.2	0.7	0.5	0.1	0.1	0.3	0.0	0.0	0.0	0.0	0.0	0.0																	0.0
			재활용	17.5	0.6	0.4	0.0	0.2	0.0	0.1	0.1	0.0	0.2	0.1	0.1	0.0	0.0	15.9	3.5	0.9	0.2	0.2	0.4	0.1	0.1	0.0	0.0	0.1	1.2	0.2	8.5	0.1	0.0	0.4	1.0
	울진군	발생량		53.6	26.7	20.4	0.1	9.0	1.3	1.2	6.2	2.6	6.3	0.8	0.7	0.9	3.9	8.2	4.6	0.6	0.4	0.0	0.3	0.0	0.1	0.0	0.0	0.0	0.7	0.0	1.0	0.0	0.0	0.5	18.7
		처리방법	매 립	8.3	8.2	3.3	0.0	0.9	0.4	0.6	0.7	0.7	4.9	0.8	0.7	0.9	2.5	0.0																	0.1
			소 각	17.1	17.1	17.1	0.1	8.1	0.9	0.6	5.5	1.9	0.0	0.0	0.0	0.0	0.0	0.0																	0.0
			재활용	28.2	1.4	0.0							1.4				1.4	8.2	4.6	0.6	0.4	0.0	0.3	0.0	0.1	0.0	0.0	0.0	0.7	0.0	1.0	0.0	0.0	0.5	18.6
	울릉군	발생량		13.0	8.7	6.1	0.2	1.5	1.0	0.3	1.9	1.2	2.6	1.5	0.2	0.4	0.5	1.7	0.0	1.5	0.0	0.0	0.0	0.1	0.0	0.0	0.0	0.0	0.1	0.0	0.0	0.0	0.0	0.0	2.6
		처리방법	매 립	7.0	4.4	1.8	0.2				0.9	0.7	2.6	1.5	0.2	0.4	0.5	0.0																	2.6
			소 각	4.3	4.3	4.3	0.0	1.5	1.0	0.3	1.0	0.5	0.0					0.0																	0.0
			재활용	1.7	0.0	0.0							0.0					1.7	0.0	1.5	0.0	0.0	0.0	0.1	0.0	0.0	0.0	0.0	0.1	0.0	0.0	0.0	0.0	0.0	0.0

(단위:톤/일)

구 분		발생량 및 처리현황		총계	종량제에 의한 혼합배출													재활용가능자원 분리배출																	남은 음식물류 배출(분리배출 지역일 경우)
					소계	가 연 성							불 연 성					소계	종이류	유리병류	캔류	합성수지류	플라스틱류	전자제품	전지류	타이어	윤활유	형광등	고철류	의류	영농폐기물	가구류	폐식용유	기타	
시도	시군구					소계	음식물채소류	종이류	나무류	고무피혁류	플라스틱류	기타	소계	유리류	금속류	토사류	기타																		
경남	소계	발생량		2,846.5	1,398.5	1,137.0	7.0	444.4	90.7	80.3	270.1	244.5	261.5	42.4	25.8	50.8	142.5	802.9	207.4	84.8	27.9	46.8	40.1	12.1	0.8	0.1	0.1	2.6	219.6	11.1	41.1	13.0	1.5	93.9	645.1
		처리방법	매 립	580.8	569.7	353.0	0.0	147.4	23.8	26.6	87.4	67.8	216.7	28.2	16.3	44.5	127.7	0.0	0.0	0.0	0.0	0.0	0.0	0.0	0.0	0.0	0.0	0.0	0.0	0.0	0.0	0.0	0.0	0.0	11.1
			소 각	830.6	801.2	760.9	7.0	289.8	57.3	52.3	180.4	174.1	40.3	12.3	7.2	6.3	14.5	0.0	0.0	0.0	0.0	0.0	0.0	0.0	0.0	0.0	0.0	0.0	0.0	0.0	0.0	0.0	0.0	0.0	29.4
			재활용	1,435.1	27.6	23.1	0.0	7.2	9.6	1.4	2.3	2.6	4.5	1.9	2.3	0.0	0.3	802.9	207.4	84.8	27.9	46.8	40.1	12.1	0.8	0.1	0.1	2.6	219.6	11.1	41.1	13.0	1.5	93.9	604.6
	창원시	발생량		861.5	433.6	367.1	7.0	172.4	23.4	27.0	68.6	68.7	66.5	19.9	7.8	18.4	20.4	199.3	30.8	21.9	10.5	16.2	10.0	1.3	0.5	0.0	0.0	2.3	41.4	2.6	0.0	8.0	0.1	53.7	228.6
		처리방법	매 립	135.7	135.7	85.4	0.0	60.2	1.1	3.2	6.8	14.1	50.3	11.2	3.5	15.2	20.4	0.0																	0.0
			소 각	289.0	289.0	272.8	7.0	112.2	13.4	23.8	61.8	54.6	16.2	8.7	4.3	3.2	0.0	0.0																	0.0
			재활용	436.8	8.9	8.9	0.0	0.0	8.9	0.0	0.0	0.0	0.0	0.0	0.0	0.0	0.0	199.3	30.8	21.9	10.5	16.2	10.0	1.3	0.5	0.0	0.0	2.3	41.4	2.6	0.0	8.0	0.1	53.7	228.6
	진주시	발생량		350.7	159.9	145.7	0.0	61.8	13.5	12.0	48.9	9.5	14.2	3.4	2.7	3.1	5.0	113.2	35.1	13.0	1.9	1.2	3.8	0.0	0.0	0.0	0.0	0.0	46.0	0.3	0.0	0.0	0.0	11.9	77.6
		처리방법	매 립	159.9	159.9	145.7		61.8	13.5	12.0	48.9	9.5	14.2	3.4	2.7	3.1	5.0	0.0																	0.0
			소 각	0.0	0.0	0.0							0.0					0.0																	0.0
			재활용	190.8	0.0	0.0							0.0					113.2	35.1	13.0	1.9	1.2	3.8	0.0	0.0	0.0	0.0	0.0	46.0	0.3	0.0	0.0	0.0	11.9	77.6
	통영시	발생량		156.5	97.8	75.5	0.0	23.1	4.9	3.0	18.8	25.7	22.3	2.1	1.2	4.8	14.2	37.9	17.8	2.6	1.7	0.4	2.2	0.2	0.0	0.0	0.0	0.0	9.8	0.6	0.1	0.0	0.0	2.5	20.8
		처리방법	매 립	71.5	71.5	54.6		18.0	2.0	1.4	15.8	17.4	16.9	1.4	0.7	2.2	12.6	0.0																	0.0
			소 각	38.0	26.3	20.9		5.1	2.9	1.6	3.0	8.3	5.4	0.7	0.5	2.6	1.6	0.0																	11.7
			재활용	47.0	0.0	0.0							0.0					37.9	17.8	2.6	1.7	0.4	2.2	0.2	0.0	0.0	0.0	0.0	9.8	0.6	0.1	0.0	0.0	2.5	9.1
	사천시	발생량		150.4	95.1	65.1	0.0	18.5	4.1	6.7	23.0	12.8	30.0	1.0	1.1	14.3	13.6	41.1	11.1	2.0	1.3	0.0	0.6	0.2	0.0	0.0	0.0	0.0	17.5	0.2	4.1	3.7	0.0	0.4	14.2
		처리방법	매 립	52.4	52.4	22.4		1.3	2.0	5.0	7.6	6.5	30.0	1.0	1.1	14.3	13.6	0.0																	0.0
			소 각	43.6	42.7	42.7		17.2	2.1	1.7	15.4	6.3	0.0					0.0																	0.9
			재활용	54.4	0.0	0.0							0.0					41.1	11.1	2.0	1.3	0.0	0.6	0.2	0.0	0.0	0.0	0.0	17.5	0.2	4.1	3.7	0.0	0.4	13.3
	김해시	발생량		445.0	171.4	148.2	0.0	54.9	8.5	13.3	38.5	33.0	23.2	0.3	0.0	0.0	22.9	126.0	57.7	18.9	3.3	12.7	6.2	5.9	0.0	0.0	0.0	0.1	6.1	4.3	2.7	0.0	0.4	7.7	147.6
		처리방법	매 립	23.2	23.2	0.0							23.2	0.3			22.9	0.0																	0.0
			소 각	148.2	148.2	148.2		54.9	8.5	13.3	38.5	33.0	0.0					0.0																	0.0
			재활용	273.6	0.0	0.0							0.0					126.0	57.7	18.9	3.3	12.7	6.2	5.9	0.0	0.0	0.0	0.1	6.1	4.3	2.7	0.0	0.4	7.7	147.6
	밀양시	발생량		74.1	42.9	30.4	0.0	7.1	6.3	0.0	6.5	10.5	12.5	0.0	0.0	1.7	10.8	14.3	0.7	5.0	0.3	0.5	0.5	0.1	0.0	0.0	0.0	0.0	0.7	0.3	2.4	0.0	0.0	3.8	16.9
		처리방법	매 립	7.4	7.4	0.0							7.4			1.7	5.7	0.0																	0.0
			소 각	39.1	35.5	30.4		7.1	6.3		6.5	10.5	5.1				5.1	0.0																	3.6
			재활용	27.6	0.0	0.0							0.0					14.3	0.7	5.0	0.3	0.5	0.5	0.1	0.0	0.0	0.0	0.0	0.7	0.3	2.4	0.0	0.0	3.8	13.3
	거제시	발생량		163.4	79.8	70.5	0.0	33.7	1.6	1.1	21.0	13.1	9.3	2.8	2.3	1.9	2.3	47.0	1.1	4.6	2.5	6.7	7.6	1.6	0.0	0.1	0.0	0.0	20.2	0.1	0.1	0.0	0.1	2.3	36.6
		처리방법	매 립	3.1	3.1	0.3		0.1	0.1	0.1	0.0	0.0	2.8	0.2	0.2	1.5	0.9	0.0																	0.0
			소 각	82.2	76.7	70.2		33.6	1.5	1.0	21.0	13.1	6.5	2.6	2.1	0.4	1.4	0.0																	5.5
			재활용	78.1	0.0	0.0							0.0					47.0	1.1	4.6	2.5	6.7	7.6	1.6	0.0	0.1	0.0	0.0	20.2	0.1	0.1	0.0	0.1	2.3	31.1
	양산시	발생량		229.7	94.7	56.1	0.0	19.8	3.5	4.8	18.5	9.5	3.1	0.0	0.0	0.0	3.1	79.8	21.1	4.2	1.7	6.5	4.8	0.4	0.0	0.0	0.1	0.1	37.3	1.0	0.0	0.0	0.5	2.1	55.2
		처리방법	매 립	35.7	35.5	0.0		0.0	0.0	0.0	0.0	0.0	35.5	1.9	1.4	0.0	32.2	0.0																	0.2
			소 각	59.2	59.2	56.1		19.8	3.5	4.8	18.5	9.5	3.1	0.0	0.0	0.0	3.1	0.0																	0.0
			재활용	134.8	0.0	0.0		0.0	0.0	0.0	0.0	0.0	0.0	0.0	0.0	0.0	0.0	79.8	21.1	4.2	1.7	6.5	4.8	0.4	0.0	0.0	0.1	0.1	37.3	1.0	0.0	0.0	0.5	2.1	55.0
	의령군	발생량		22.6	12.5	9.8	0.0	2.3	2.9	0.2	1.0	3.4	2.7	0.1	0.1	0.8	1.7	6.1	1.6	0.1	0.0	0.0	0.0	0.0	0.0	0.0	0.0	0.0	1.5	0.1	2.8	0.0	0.0	0.0	4.0
		처리방법	매 립	10.8	6.8	4.1		0.2	1.3	0.1	0.1	2.4	2.7	0.1	0.1	0.8	1.7	0.0																	4.0
			소 각	5.5	5.5	5.5		2.0	1.6	0.1	0.8	1.0	0.0					0.0																	0.0
			재활용	6.3	0.2	0.2		0.1			0.1		0.0					6.1	1.6	0.1	0.0	0.0	0.0	0.0	0.0	0.0	0.0	0.0	1.5	0.1	2.8	0.0	0.0	0.0	0.0
	함안군	발생량		60.1	29.7	28.9	0.0	8.0	7.3	1.5	4.5	7.6	0.8	0.2	0.2	0.1	0.3	26.2	7.2	2.7	0.9	0.5	1.0	0.7	0.0	0.0	0.0	0.0	8.2	0.1	4.0	0.9	0.0	0.0	4.2
		처리방법	매 립	0.8	0.8	0.0							0.8	0.2	0.2	0.1	0.3	0.0																	0.0
			소 각	32.5	28.9	28.9	0.0	8.0	7.3	1.5	4.5	7.6	0.0					0.0																	3.6
			재활용	26.8	0.0	0.0							0.0					26.2	7.2	2.7	0.9	0.5	1.0	0.7	0.0	0.0	0.0	0.0	8.2	0.1	4.0	0.9	0.0	0.0	0.6
	창녕군	발생량		46.2	20.2	13.9	0.0	5.8	2.6	0.7	1.6	3.2	6.3	2.0	0.6	0.0	3.7	11.2	1.3	2.3	0.2	0.2	0.3	0.1	0.2	0.0	0.0	0.0	0.4	0.1	5.8	0.1	0.0	0.2	14.8
		처리방법	매 립	5.0	5.0	0.6		0.2			0.1	0.3	4.4	0.3	0.4		3.7	0.0																	0.0
			소 각	12.7	12.7	12.7		5.3	2.6	0.7	1.3	2.8	0.0					0.0																	0.0
			재활용	28.5	2.5	0.6		0.3			0.2	0.1	1.9	1.7	0.2			11.2	1.3	2.3	0.2	0.2	0.3	0.1	0.2	0.0	0.0	0.0	0.4	0.1	5.8	0.1	0.0	0.2	14.8

(단위:톤/일)

구 분		발생량 및 처리현황		총계	종량제에 의한 혼합배출													재활용가능자원 분리배출																	남은 음식물류 배출(분리배출 지역일 경우)
					소계	가 연 성							불 연 성					소계	종이류	유리병류	캔류	합성수지류	플라스틱류	전자제품	전지류	타이어	윤활유	형광등	고철류	의류	영농폐기물	가구류	폐식용유	기타	
시도	시군구					소계	음식물채소류	종이류	나무류	고무피혁류	플라스틱류	기타	소계	유리류	금속류	토사류	기타																		
경남	고성군	발생량		35.0	20.2	18.3	0.0	6.7	2.5	1.1	4.3	3.7	1.9	1.0	0.6	0.2	0.1	10.3	1.5	2.1	1.0	1.0	1.3	0.7	0.0	0.0	0.0	0.0	0.9	0.4	0.5	0.2	0.2	0.5	4.5
		처리방법	매 립	2.1	2.1	0.4	0.0	0.0	0.0	0.1	0.1	0.2	1.7	0.8	0.6	0.2	0.1	0.0																	0.0
			소 각	17.5	17.5	17.5		6.5	2.5	1.0	4.0	3.5	0.0	0.0	0.0	0.0	0.0	0.0																	0.0
			재활용	15.4	0.6	0.4		0.2			0.2		0.2	0.2				10.3	1.5	2.1	1.0	1.0	1.3	0.7	0.0	0.0	0.0	0.0	0.9	0.4	0.5	0.2	0.2	0.5	4.5
	남해군	발생량		33.4	21.0	18.9	0.0	5.0	1.5	2.2	4.2	6.0	2.1	0.3	0.5	0.4	0.9	9.3	3.3	0.5	0.5	0.1	0.6	0.3	0.0	0.0	0.0	0.0	0.6	0.5	2.3	0.0	0.1	0.5	3.1
		처리방법	매 립	11.0	10.6	8.5		0.5	1.0	1.1	2.4	3.5	2.1	0.3	0.5	0.4	0.9	0.0																	0.4
			소 각	0.0	0.0	0.0							0.0					0.0																	0.0
			재활용	22.4	10.4	10.4		4.5	0.5	1.1	1.8	2.5	0.0					9.3	3.3	0.5	0.5	0.1	0.6	0.3	0.0	0.0	0.0	0.0	0.6	0.5	2.3	0.0	0.1	0.5	2.7
	하동군	발생량		39.2	25.4	18.5	0.0	6.5	3.3	4.1	2.8	1.8	6.9	2.7	3.4	0.3	0.5	8.6	2.3	0.8	1.0	0.6	0.4	0.2	0.0	0.0	0.0	0.0	2.0	0.2	1.1	0.0	0.0	0.0	5.2
		처리방법	매 립	17.3	12.1	7.6		2.2	1.0	2.1	2.0	0.3	4.5	2.7	1.3	0.3	0.2	0.0																	5.2
			소 각	9.1	9.1	9.1		3.0	2.1	1.7	0.8	1.5	0.0					0.0																	0.0
			재활용	12.8	4.2	1.8		1.3	0.2	0.3			2.4		2.1		0.3	8.6	2.3	0.8	1.0	0.6	0.4	0.2	0.0	0.0	0.0	0.0	2.0	0.2	1.1	0.0	0.0	0.0	0.0
	산청군	발생량		40.2	17.5	15.4	0.0	6.8	0.3	0.6	4.6	3.1	2.1	0.4	0.5	0.0	1.2	20.7	7.0	0.0	0.5	0.0	0.0	0.0	0.0	0.0	0.0	0.0	6.6	0.0	1.6	0.0	0.0	5.0	2.0
		처리방법	매 립	9.0	8.0	7.0		2.9	0.1	0.3	2.2	1.5	1.0	0.2	0.2		0.6	0.0																	1.0
			소 각	9.7	8.7	7.6		3.1	0.2	0.3	2.4	1.6	1.1	0.2	0.3		0.6	0.0																	1.0
			재활용	21.5	0.8	0.8		0.8					0.0					20.7	7.0	0.0	0.5	0.0	0.0	0.0	0.0	0.0	0.0	0.0	6.6	0.0	1.6	0.0	0.0	5.0	0.0
	함양군	발생량		30.5	20.9	14.4	0.0	2.8	1.7	1.2	1.0	7.7	6.5	0.5	1.5	2.5	2.0	7.6	1.8	1.4	0.4	0.1	0.4	0.2	0.1	0.0	0.0	0.1	1.2	0.2	0.2	0.0	0.1	1.4	2.0
		처리방법	매 립	16.2	15.9	9.4		0.0	1.7	0.5	0.7	6.5	6.5	0.5	1.5	2.5	2.0	0.0																	0.3
			소 각	5.0	5.0	5.0		2.8	0.0	0.7	0.3	1.2	0.0					0.0																	0.0
			재활용	9.3	0.0	0.0							0.0					7.6	1.8	1.4	0.4	0.1	0.4	0.2	0.1	0.0	0.0	0.1	1.2	0.2	0.2	0.0	0.1	1.4	1.7
	거창군	발생량		76.4	39.3	29.5	0.0	5.8	1.0	0.2	0.3	22.2	9.8	1.9	1.3	2.1	4.5	32.4	5.1	0.7	0.1	0.0	0.1	0.1	0.0	0.0	0.0	0.0	17.0	0.0	7.4	0.1	0.0	1.8	4.7
		처리방법	매 립	10.1	10.1	3.2	0.0	0.0	0.0	0.1	0.1	3.0	6.9	1.8	1.3	2.0	1.8	0.0																	0.0
			소 각	29.2	29.2	26.3	0.0	5.8	1.0	0.1	0.2	19.2	2.9	0.1	0.0	0.1	2.7	0.0																	0.0
			재활용	37.1	0.0	0.0	0.0	0.0	0.0	0.0	0.0	0.0	0.0	0.0	0.0	0.0	0.0	32.4	5.1	0.7	0.1	0.0	0.1	0.1	0.0	0.0	0.0	0.0	17.0	0.0	7.4	0.1	0.0	1.8	4.7
	합천군	발생량		31.6	16.6	10.8	0.0	3.4	1.8	0.6	2.0	3.0	5.8	1.9	0.6	0.2	3.1	11.9	0.9	2.0	0.1	0.1	0.3	0.1	0.0	0.0	0.0	0.0	2.2	0.1	6.0	0.0	0.0	0.1	3.1
		처리방법	매 립	9.6	9.6	3.8				0.6	0.6	2.6	5.8	1.9	0.6	0.2	3.1	0.0																	0.0
			소 각	10.1	7.0	7.0		3.4	1.8		1.4	0.4	0.0					0.0																	3.1
			재활용	11.9	0.0	0.0							0.0					11.9	0.9	2.0	0.1	0.1	0.3	0.1	0.0	0.0	0.0	0.0	2.2	0.1	6.0	0.0	0.0	0.1	0.0
제주	소계	발생량		856.2	399.1	275.6	0.0	138.7	38.6	18.1	24.0	56.2	123.5	37.9	17.3	22.1	46.2	262.5	68.8	10.3	7.1	22.4	2.4	0.2	0.1	0.0	0.0	0.1	122.5	5.1	20.3	1.0	2.0	0.2	194.6
		처리방법	매 립	240.0	240.0	134.8	0.0	65.7	21.1	11.9	12.0	24.1	105.2	32.5	13.7	19.4	39.6	0.0	0.0	0.0	0.0	0.0	0.0	0.0	0.0	0.0	0.0	0.0	0.0	0.0	0.0	0.0	0.0	0.0	0.0
			소 각	179.6	159.1	140.8	0.0	73.0	17.5	6.2	12.0	32.1	18.3	5.4	3.6	2.7	6.6	0.0	0.0	0.0	0.0	0.0	0.0	0.0	0.0	0.0	0.0	0.0	0.0	0.0	0.0	0.0	0.0	0.0	20.5
			재활용	436.6	0.0	0.0	0.0	0.0	0.0	0.0	0.0	0.0	0.0	0.0	0.0	0.0	0.0	262.5	68.8	10.3	7.1	22.4	2.4	0.2	0.1	0.0	0.0	0.1	122.5	5.1	20.3	1.0	2.0	0.2	174.1
	제주시	발생량		528.0	231.5	176.5	0.0	87.4	22.4	12.2	17.1	37.4	55.0	17.6	3.9	12.0	21.5	148.2	42.2	8.3	7.0	21.6	2.1	0.0	0.1	0.0	0.0	0.1	46.1	5.1	13.6	0.0	2.0	0.0	148.3
		처리방법	매 립	117.3	117.3	62.3		28.2	9.3	7.6	6.9	10.3	55.0	17.6	3.9	12.0	21.5	0.0																	0.0
			소 각	130.6	114.2	114.2	0.0	59.2	13.1	4.6	10.2	27.1	0.0					0.0																	16.4
			재활용	280.1	0.0	0.0							0.0					148.2	42.2	8.3	7.0	21.6	2.1	0.0	0.1	0.0	0.0	0.1	46.1	5.1	13.6	0.0	2.0	0.0	131.9
	서귀포시	발생량		328.2	167.6	99.1	0.0	51.3	16.2	5.9	6.9	18.8	68.5	20.3	13.4	10.1	24.7	114.3	26.6	2.0	0.1	0.8	0.3	0.2	0.0	0.0	0.0	0.0	76.4	0.0	6.7	1.0	0.0	0.2	46.3
		처리방법	매 립	122.7	122.7	72.5	0.0	37.5	11.8	4.3	5.1	13.8	50.2	14.9	9.8	7.4	18.1	0.0																	0.0
			소 각	49.0	44.9	26.6	0.0	13.8	4.4	1.6	1.8	5.0	18.3	5.4	3.6	2.7	6.6	0.0																	4.1
			재활용	156.5	0.0	0.0							0.0					114.3	26.6	2.0	0.1	0.8	0.3	0.2	0.0	0.0	0.0	0.0	76.4	0.0	6.7	1.0	0.0	0.2	42.2

2. 폐기물 발생 및 처리현황

나. 사업장생활폐기물

(단위:톤/일)

구분		발생량 및 처리현황		총계	종량제에 의한 혼합배출													재활용가능자원 분리배출																	남은 음식물류 배출(분리배출 지역일 경우)
					소계	가 연 성							불 연 성					소계	종이류	유리병류	캔류	합성수지류	플라스틱류	전자제품	전지류	타이어	윤활유	형광등	고철류	의류	영농폐기물	가구류	폐식용유	기타	
시도	시군구					소계	음식물 채소류	종이류	나무류	고무 피혁류	플라스틱류	기타	소계	유리류	금속류	토사류	기타																		
전국	합계	발생량		8,185.5	4,796.4	3,670.1	21.8	391.8	1,471.3	52.5	617.0	1,115.7	1,126.3	110.3	31.8	430.3	553.9	1,898.1	310.5	119.2	47.8	413.0	171.1	7.0	1.2	6.8	0.3	4.0	220.3	11.9	0.4	37.4	11.4	535.8	1,491.0
		처리방법	매 립	1,180.3	1,170.4	553.8	2.1	117.8	37.2	18.0	97.8	280.9	616.6	46.5	18.8	181.0	370.3	0.0	0.0	0.0	0.0	0.0	0.0	0.0	0.0	0.0	0.0	0.0	0.0	0.0	0.0	0.0	0.0	0.0	9.9
			소 각	1,297.6	1,240.4	1,181.5	4.9	221.2	57.3	31.7	251.3	615.1	58.9	3.0	5.0	12.4	38.5	0.0	0.0	0.0	0.0	0.0	0.0	0.0	0.0	0.0	0.0	0.0	0.0	0.0	0.0	0.0	0.0	0.0	57.2
			재활용	5,707.6	2,385.6	1,934.8	14.8	52.8	1,376.8	2.8	267.9	219.7	450.8	60.8	8.0	236.9	145.1	1,898.1	310.5	119.2	47.8	413.0	171.1	7.0	1.2	6.8	0.3	4.0	220.3	11.9	0.4	37.4	11.4	535.8	1,423.9
서울	소계	발생량		991.3	268.8	244.6	0.0	44.9	12.9	11.6	27.5	147.7	24.2	3.5	1.9	3.6	15.2	249.7	73.2	21.6	13.5	66.2	37.9	2.9	0.6	0.9	0.0	1.2	3.4	1.1	0.0	11.7	0.8	14.7	472.8
		처리방법	매 립	43.6	43.6	27.5	0.0	6.1	2.5	2.3	1.8	14.8	16.1	1.4	0.8	2.5	11.4	0.0	0.0	0.0	0.0	0.0	0.0	0.0	0.0	0.0	0.0	0.0	0.0	0.0	0.0	0.0	0.0	0.0	0.0
			소 각	223.8	214.2	207.1	0.0	35.0	10.1	9.3	25.7	127.0	7.1	1.1	1.1	1.1	3.8	0.0	0.0	0.0	0.0	0.0	0.0	0.0	0.0	0.0	0.0	0.0	0.0	0.0	0.0	0.0	0.0	0.0	9.6
			재활용	723.9	11.0	10.0	0.0	3.8	0.3	0.0	0.0	5.9	1.0	1.0	0.0	0.0	0.0	249.7	73.2	21.6	13.5	66.2	37.9	2.9	0.6	0.9	0.0	1.2	3.4	1.1	0.0	11.7	0.8	14.7	463.2
	종로구	발생량		73.7	30.3	30.3	0.0	0.0	1.2	3.8	0.8	24.5	0.0	0.0	0.0	0.0	0.0	14.7	7.4	2.1	2.0	1.0	2.0	0.0	0.0	0.0	0.0	0.2	0.0	0.0	0.0	0.0	0.0	0.0	28.7
		처리방법	매 립	2.2	2.2	2.2	0.0	0.0	0.5	0.0	0.1	1.6	0.0	0.0	0.0	0.0	0.0	0.0																	0.0
			소 각	28.1	28.1	28.1	0.0	0.0	0.7	3.8	0.7	22.9	0.0	0.0	0.0	0.0	0.0	0.0																	0.0
			재활용	43.4	0.0	0.0	0.0	0.0	0.0	0.0	0.0	0.0	0.0	0.0	0.0	0.0	0.0	14.7	7.4	2.1	2.0	1.0	2.0	0.0	0.0	0.0	0.0	0.2	0.0	0.0	0.0	0.0	0.0	0.0	28.7
	중구	발생량		35.8	16.4	16.4	0.0	0.0	0.0	0.0	13.4	3.0	0.0	0.0	0.0	0.0	0.0	11.7	2.7	3.6	1.2	1.0	2.6	0.0	0.0	0.0	0.0	0.4	0.2	0.0	0.0	0.0	0.0	0.0	7.7
		처리방법	매 립	0.0	0.0	0.0							0.0	0.0	0.0	0.0	0.0																		0.0
			소 각	16.4	16.4	16.4					13.4	3.0	0.0	0.0	0.0	0.0	0.0																		0.0
			재활용	19.4	0.0	0.0							0.0	0.0	0.0	0.0	0.0	11.7	2.7	3.6	1.2	1.0	2.6	0.0	0.0	0.0	0.0	0.4	0.2	0.0	0.0	0.0	0.0	0.0	7.7
	용산구	발생량		20.2	7.0	5.7	0.0	2.1	0.1	0.1	0.1	3.3	1.3	0.1	0.1	0.1	1.0	1.2	0.2	0.1	0.0	0.9	0.0	0.0	0.0	0.0	0.0	0.0	0.0	0.0	0.0	0.0	0.0	0.0	12.0
		처리방법	매 립	1.0	1.0	0.0	0.0	0.0	0.0	0.0	0.0	0.0	1.0	0.0	0.0	0.0	1.0																		0.0
			소 각	6.0	6.0	5.7	0.0	2.1	0.1	0.1	0.1	3.3	0.3	0.1	0.1	0.1	0.0																		0.0
			재활용	13.2	0.0	0.0	0.0	0.0	0.0	0.0	0.0	0.0	0.0	0.0	0.0	0.0	0.0	1.2	0.2	0.1	0.0	0.9	0.0	0.0	0.0	0.0	0.0	0.0	0.0	0.0	0.0	0.0	0.0	0.0	12.0
	성동구	발생량		27.8	10.5	10.0	0.0	3.6	2.0	1.1	0.3	3.0	0.5	0.1	0.2	0.1	0.1	15.3	7.3	2.2	1.7	0.9	1.2	0.0	0.0	0.6	0.0	0.0	0.3	0.8	0.0	0.0	0.0	0.3	2.0
		처리방법	매 립	4.4	4.4	3.9	0.0	1.1	0.4	1.1	0.3	1.0	0.5	0.1	0.2	0.1	0.1																		0.0
			소 각	6.1	6.1	6.1	0.0	2.5	1.6	0.0	0.0	2.0	0.0	0.0	0.0	0.0	0.0																		0.0
			재활용	17.3	0.0	0.0	0.0	0.0	0.0	0.0	0.0	0.0	0.0	0.0	0.0	0.0	0.0	15.3	7.3	2.2	1.7	0.9	1.2	0.0	0.0	0.6	0.0	0.0	0.3	0.8	0.0	0.0	0.0	0.3	2.0
	광진구	발생량		49.5	12.4	12.4	0.0	3.8	0.3	0.0	0.0	8.3	0.0	0.0	0.0	0.0	0.0	19.4	5.7	2.0	0.3	3.1	3.1	1.7	0.0	0.0	0.0	0.2	0.6	0.0	0.0	0.0	0.0	2.7	17.7
		처리방법	매 립	0.0	0.0	0.0	0.0	0.0	0.0	0.0	0.0	0.0	0.0	0.0	0.0	0.0	0.0																		0.0
			소 각	5.3	5.3	5.3	0.0	0.0	0.0	0.0	0.0	5.3	0.0	0.0	0.0	0.0	0.0																		0.0
			재활용	44.2	7.1	7.1	0.0	3.8	0.3	0.0	0.0	3.0	0.0	0.0	0.0	0.0	0.0	19.4	5.7	2.0	0.3	3.1	3.1	1.7	0.0	0.0	0.0	0.2	0.6	0.0	0.0	0.0	0.0	2.7	17.7
	동대문구	발생량		30.4	7.4	6.5	0.0	2.2	1.3	1.0	0.7	1.3	0.9	0.0	0.0	0.0	0.9	10.4	2.5	2.1	0.2	1.2	2.1	0.1	0.1	0.0	0.0	0.1	0.2	0.0	0.0	0.0	0.0	1.8	12.6
		처리방법	매 립	0.9	0.9	0.0	0.0	0.0	0.0	0.0	0.0	0.0	0.9	0.0	0.0	0.0	0.0																		0.0
			소 각	6.5	6.5	6.5	0.0	2.2	1.3	1.0	0.7	1.3	0.0	0.0	0.0	0.0	0.0																		0.0
			재활용	23.0	0.0	0.0	0.0	0.0	0.0	0.0	0.0	0.0	0.0	0.0	0.0	0.0	0.0	10.4	2.5	2.1	0.2	1.2	2.1	0.1	0.1	0.0	0.0	0.1	0.2	0.0	0.0	0.0	0.0	1.8	12.6
	중랑구	발생량		16.3	6.0	3.4	0.0	1.0	0.7	0.4	0.4	0.9	2.6	1.0	0.5	0.1	1.0	8.5	0.0	0.0	0.0	4.9	0.0	0.0	0.0	0.2	0.0	0.0	0.0	0.0	0.0	0.0	0.1	3.3	1.8
		처리방법	매 립	4.9	4.9	2.3	0.0	0.5	0.5	0.3	0.2	0.8	2.6	1.0	0.5	0.1	1.0																		0.0
			소 각	1.1	1.1	1.1	0.0	0.5	0.2	0.1	0.2	0.1	0.0	0.0	0.0	0.0	0.0																		0.0
			재활용	10.3	0.0	0.0	0.0	0.0	0.0	0.0	0.0	0.0	0.0	0.0	0.0	0.0	0.0	8.5	0.0	0.0	0.0	4.9	0.0	0.0	0.0	0.2	0.0	0.0	0.0	0.0	0.0	0.0	0.1	3.3	1.8
	성북구	발생량		23.8	4.5	3.5	0.0	0.6	0.1	0.0	0.4	2.4	1.0	0.0	0.0	0.0	1.0	15.3	2.9	0.8	0.5	7.1	2.3	0.0	0.0	0.0	0.0	0.1	0.2	0.0	0.0	0.1	0.2	1.1	4.0
		처리방법	매 립	2.1	2.1	1.1	0.0	0.0	0.0	0.0	0.0	1.1	1.0	0.0	0.0	0.0	1.0																		0.0
			소 각	2.4	2.4	2.4	0.0	0.6	0.1	0.0	0.4	1.3	0.0	0.0	0.0	0.0	0.0																		0.0
			재활용	19.3	0.0	0.0	0.0	0.0	0.0	0.0	0.0	0.0	0.0	0.0	0.0	0.0	0.0	15.3	2.9	0.8	0.5	7.1	2.3	0.0	0.0	0.0	0.0	0.1	0.2	0.0	0.0	0.1	0.2	1.1	4.0
	강북구	발생량		4.4	1.8	1.8	0.0	0.0	0.0	0.0	0.4	1.4	0.0	0.0	0.0	0.0	0.0	1.6	0.0	0.0	0.0	1.3	0.0	0.0	0.0	0.0	0.0	0.0	0.0	0.0	0.0	0.0	0.2	0.1	1.0
		처리방법	매 립	0.0	0.0	0.0							0.0																						0.0
			소 각	1.8	1.8	1.8					0.4	1.4	0.0																						0.0
			재활용	2.6	0.0	0.0							0.0					1.6	0.0	0.0	0.0	1.3	0.0	0.0	0.0	0.0	0.0	0.0	0.0	0.0	0.0	0.0	0.2	0.1	1.0

(단위:톤/일)

구 분		발생량 및 처리현황		총계	종량제에 의한 혼합배출													재활용가능자원 분리배출																	남은 음식물류 배출(분리배출 지역일 경우)
					소계	가 연 성							불 연 성					소계	종이류	유리병류	캔류	합성수지류	플라스틱류	전자제품	전지류	타이어	윤활유	형광등	고철류	의류	영농폐기물	가구류	폐식용유	기타	
시도	시군구					소계	음식물채소류	종이류	나무류	고무피혁류	플라스틱류	기타	소계	유리류	금속류	토사류	기타																		
서울	도봉구	발생량		25.5	4.0	3.9	0.0	1.5	0.2	0.2	0.3	1.7	0.1	0.0	0.0	0.0	0.1	18.5	2.9	1.4	3.3	2.5	6.8	0.3	0.4	0.0	0.0	0.0	0.5	0.0	0.0	0.0	0.0	0.4	3.0
		처리방법	매 립	0.4	0.4	0.3	0.0	0.1	0.0	0.0	0.1	0.1	0.1	0.0	0.0	0.0	0.1																		0.0
			소 각	3.6	3.6	3.6	0.0	1.4	0.2	0.2	0.2	1.6	0.0	0.0	0.0	0.0	0.0																		0.0
			재활용	21.5	0.0	0.0	0.0	0.0	0.0	0.0	0.0	0.0	0.0	0.0	0.0	0.0	0.0	18.5	2.9	1.4	3.3	2.5	6.8	0.3	0.4	0.0	0.0	0.0	0.5	0.0	0.0	0.0	0.0	0.4	3.0
	노원구	발생량		10.0	3.1	3.1	0.0	0.5	0.2	0.0	0.0	2.4	0.0	0.0	0.0	0.0	0.0	1.4	0.0	0.0	0.0	0.3	0.2	0.0	0.0	0.0	0.0	0.0	0.0	0.0	0.0	0.0	0.0	0.9	5.5
		처리방법	매 립	0.0	0.0	0.0							0.0																						0.0
			소 각	3.1	3.1	3.1		0.5	0.2			2.4	0.0																						0.0
			재활용	6.9	0.0	0.0							0.0					1.4	0.0	0.0	0.0	0.3	0.2	0.0	0.0	0.0	0.0	0.0	0.0	0.0	0.0	0.0	0.0	0.9	5.5
	은평구	발생량		22.7	7.6	7.6	0.0	2.4	0.2	0.1	0.5	4.4	0.0	0.0	0.0	0.0	0.0	10.8	0.1	0.0	0.0	0.3	0.1	0.0	0.0	0.0	0.0	0.0	0.0	0.0	0.0	10.2	0.1	0.0	4.3
		처리방법	매 립	4.7	4.7	4.7	0.0	2.4	0.2	0.1	0.5	1.5	0.0	0.0	0.0	0.0	0.0																		0.0
			소 각	0.0	0.0	0.0	0.0	0.0	0.0	0.0	0.0	0.0	0.0	0.0	0.0	0.0	0.0																		0.0
			재활용	18.0	2.9	2.9	0.0	0.0	0.0	0.0	0.0	2.9	0.0	0.0	0.0	0.0	0.0	10.8	0.1	0.0	0.0	0.3	0.1	0.0	0.0	0.0	0.0	0.0	0.0	0.0	0.0	10.2	0.1	0.0	4.3
	서대문구	발생량		14.9	5.2	4.2	0.0	0.8	0.5	0.3	0.0	2.6	1.0	0.0	0.0	0.0	1.0	7.0	4.0	0.8	0.7	0.8	0.1	0.0	0.0	0.0	0.0	0.0	0.2	0.1	0.0	0.0	0.0	0.3	2.7
		처리방법	매 립	1.7	1.7	0.7	0.0	0.2	0.2	0.1	0.0	0.2	1.0	0.0	0.0	0.0	1.0																		0.0
			소 각	3.5	3.5	3.5	0.0	0.6	0.3	0.2	0.0	2.4	0.0	0.0	0.0	0.0	0.0																		0.0
			재활용	9.7	0.0	0.0	0.0	0.0	0.0	0.0	0.0	0.0	0.0	0.0	0.0	0.0	0.0	7.0	4.0	0.8	0.7	0.8	0.1	0.0	0.0	0.0	0.0	0.0	0.2	0.1	0.0	0.0	0.0	0.3	2.7
	마포구	발생량		13.9	6.6	2.9	0.0	1.1	0.1	0.1	0.3	1.3	3.7	0.0	0.0	0.0	3.7	3.8	0.7	0.9	0.2	0.1	0.4	0.0	0.0	0.0	0.0	0.0	0.0	0.0	0.0	0.3	0.0	1.2	3.5
		처리방법	매 립	1.1	1.1	1.1	0.0	0.0	0.0	0.0	0.0	1.1	0.0	0.0	0.0	0.0	0.0																		0.0
			소 각	5.5	5.5	1.8	0.0	1.1	0.1	0.1	0.3	0.2	3.7	0.0	0.0	0.0	3.7																		0.0
			재활용	7.3	0.0	0.0	0.0	0.0	0.0	0.0	0.0	0.0	0.0	0.0	0.0	0.0	0.0	3.8	0.7	0.9	0.2	0.1	0.4	0.0	0.0	0.0	0.0	0.0	0.0	0.0	0.0	0.3	0.0	1.2	3.5
	양천구	발생량		32.0	4.0	4.0	0.0	0.0	0.0	0.0	0.0	4.0	0.0	0.0	0.0	0.0	0.0	8.9	2.0	2.5	1.2	0.5	0.8	0.4	0.0	0.0	0.0	0.0	0.5	0.0	0.0	0.5	0.0	0.5	19.1
		처리방법	매 립	0.0	0.0	0.0	0.0	0.0	0.0	0.0	0.0	0.0	0.0	0.0	0.0	0.0	0.0																		0.0
			소 각	4.0	4.0	4.0	0.0	0.0	0.0	0.0	0.0	4.0	0.0	0.0	0.0	0.0	0.0																		0.0
			재활용	28.0	0.0	0.0	0.0	0.0	0.0	0.0	0.0	0.0	0.0	0.0	0.0	0.0	0.0	8.9	2.0	2.5	1.2	0.5	0.8	0.4	0.0	0.0	0.0	0.0	0.5	0.0	0.0	0.5	0.0	0.5	19.1
	강서구	발생량		88.8	7.2	2.5	0.0	0.0	0.0	0.0	0.1	2.4	4.7	1.0	0.0	0.0	3.7	36.9	0.0	0.0	0.0	35.2	0.1	0.0	0.0	0.0	0.0	0.0	0.0	0.0	0.0	0.0	0.0	1.6	44.7
		처리방법	매 립	3.7	3.7	0.0	0.0	0.0	0.0	0.0	0.0	0.0	3.7	0.0	0.0	0.0	3.7																		0.0
			소 각	12.1	2.5	2.5	0.0	0.0	0.0	0.0	0.1	2.4	0.0	0.0	0.0	0.0	0.0																		9.6
			재활용	73.0	1.0	0.0	0.0	0.0	0.0	0.0	0.0	0.0	1.0	1.0	0.0	0.0	0.0	36.9	0.0	0.0	0.0	35.2	0.1	0.0	0.0	0.0	0.0	0.0	0.0	0.0	0.0	0.0	0.0	1.6	35.1
	구로구	발생량		18.4	3.8	3.8	0.0	0.1	0.0	0.0	0.0	3.7	0.0	0.0	0.0	0.0	0.0	6.7	3.6	0.4	0.5	0.0	1.6	0.0	0.0	0.0	0.0	0.0	0.5	0.0	0.0	0.0	0.1	0.0	7.9
		처리방법	매 립	0.0	0.0	0.0							0.0				0.0																		0.0
			소 각	3.8	3.8	3.8	0.0	0.1	0.0			3.7	0.0																						0.0
			재활용	14.6	0.0	0.0						0.0	0.0					6.7	3.6	0.4	0.5	0.0	1.6	0.0	0.0	0.0	0.0	0.0	0.5	0.0	0.0	0.0	0.1	0.0	7.9
	금천구	발생량		19.8	2.8	2.8	0.0	0.0	0.0	0.0	0.0	2.8	0.0	0.0	0.0	0.0	0.0	0.8	0.2	0.0	0.0	0.0	0.0	0.0	0.0	0.0	0.0	0.0	0.0	0.1	0.0	0.2	0.0	0.3	16.2
		처리방법	매 립	2.8	2.8	2.8	0.0	0.0	0.0	0.0	0.0	2.8	0.0	0.0	0.0	0.0	0.0																		0.0
			소 각	0.0	0.0	0.0	0.0	0.0	0.0	0.0	0.0	0.0	0.0	0.0	0.0	0.0	0.0																		0.0
			재활용	17.0	0.0	0.0	0.0	0.0	0.0	0.0	0.0	0.0	0.0	0.0	0.0	0.0	0.0	0.8	0.2	0.0	0.0	0.0	0.0	0.0	0.0	0.0	0.0	0.0	0.0	0.1	0.0	0.2	0.0	0.3	16.2
	영등포구	발생량		38.5	20.5	17.0	0.0	14.0	1.5	1.0	0.5	0.0	3.5	1.0	1.0	1.5	0.0	3.0	1.3	0.1	0.2	0.1	0.1	0.3	0.1	0.1	0.0	0.0	0.2	0.1	0.0	0.4	0.0	0.0	15.0
		처리방법	매 립	3.5	3.5	3.0		1.5	0.5	0.5	0.5		0.5			0.5																			0.0
			소 각	17.0	17.0	14.0		12.5	1.0	0.5			3.0	1.0	1.0	1.0																			0.0
			재활용	18.0	0.0	0.0	0.0		0.0	0.0	0.0	0.0	0.0	0.0	0.0			3.0	1.3	0.1	0.2	0.1	0.1	0.3	0.1	0.1	0.0	0.0	0.2	0.1	0.0	0.4	0.0	0.0	15.0
	동작구	발생량		42.4	11.8	11.8	0.0	0.0	0.0	0.0	0.0	11.8	0.0	0.0	0.0	0.0	0.0	8.5	5.8	0.8	0.8	0.0	0.9	0.0	0.0	0.0	0.0	0.1	0.0	0.0	0.0	0.0	0.0	0.1	22.1
		처리방법	매 립	3.2	3.2	3.2						3.2	0.0																						0.0
			소 각	8.6	8.6	8.6						8.6	0.0																						0.0
			재활용	30.6	0.0	0.0							0.0					8.5	5.8	0.8	0.8	0.0	0.9	0.0	0.0	0.0	0.0	0.1	0.0	0.0	0.0	0.0	0.0	0.1	22.1
	관악구	발생량		23.6	3.2	2.5	0.0	0.4	0.2	0.1	0.1	1.7	0.7	0.1	0.0	0.0	0.6	1.0	0.0	0.2	0.0	0.0	0.8	0.0	0.0	0.0	0.0	0.0	0.0	0.0	0.0	0.0	0.0	0.0	19.4
		처리방법	매 립	1.8	1.8	1.2	0.0	0.2	0.1	0.1	0.0	0.8	0.6	0.1	0.0	0.0	0.5																		0.0
			소 각	1.4	1.4	1.3	0.0	0.2	0.1	0.0	0.1	0.9	0.1	0.0	0.0	0.0	0.1																		0.0
			재활용	20.4	0.0	0.0							0.0		0.0	0.0	0.0	1.0	0.0	0.2	0.0	0.0	0.8	0.0	0.0	0.0	0.0	0.0	0.0	0.0	0.0	0.0	0.0	0.0	19.4

(단위:톤/일)

구 분		발생량 및 처리현황		총계	종량제에 의한 혼합배출													재활용가능자원 분리배출																	남은 음식물류 배출(분리배출 지역일 경우)
					소계	가 연 성							불 연 성					소계	종이류	유리병류	캔류	합성수지류	플라스틱류	전자제품	전지류	타이어	윤활유	형광등	고철류	의류	영농폐기물	가구류	폐식용유	기타	
시도	시군구					소계	음식물채소류	종이류	나무류	고무피혁류	플라스틱류	기타	소계	유리류	금속류	토사류	기타																		
서울	서초구	발생량		76.7	25.2	25.2	0.0	9.4	2.3	3.1	8.2	2.2	0.0	0.0	0.0	0.0	0.0	31.9	22.5	0.6	0.3	2.1	6.4	0.0	0.0	0.0	0.0	0.0	0.0	0.0	0.0	0.0	0.0	0.0	19.6
		처리방법	매 립	0.0	0.0	0.0	0.0	0.0	0.0	0.0	0.0	0.0	0.0	0.0	0.0	0.0	0.0																		0.0
			소 각	25.2	25.2	25.2	0.0	9.4	2.3	3.1	8.2	2.2	0.0	0.0	0.0	0.0	0.0																		0.0
			재활용	51.5	0.0	0.0	0.0	0.0	0.0	0.0	0.0	0.0	0.0	0.0	0.0	0.0	0.0	31.9	22.5	0.6	0.3	2.1	6.4	0.0	0.0	0.0	0.0	0.0	0.0	0.0	0.0	0.0	0.0	0.0	19.6
	강남구	발생량		211.3	20.5	18.1	0.0	1.4	1.8	0.3	0.5	14.1	2.4	0.2	0.1	0.0	2.1	8.3	1.4	0.7	0.4	0.9	4.6	0.1	0.0	0.0	0.0	0.1	0.0	0.0	0.0	0.0	0.0	0.1	182.5
		처리방법	매 립	3.4	3.4	1.0	0.0	0.1	0.1	0.1	0.1	0.6	2.4	0.2	0.1	0.0	2.1																		0.0
			소 각	17.1	17.1	17.1	0.0	1.3	1.7	0.2	0.4	13.5	0.0	0.0	0.0	0.0	0.0																		0.0
			재활용	190.8	0.0	0.0	0.0	0.0	0.0	0.0	0.0	0.0	0.0	0.0	0.0	0.0	0.0	8.3	1.4	0.7	0.4	0.9	4.6	0.1	0.0	0.0	0.0	0.1	0.0	0.0	0.0	0.0	0.0	0.1	182.5
	송파구	발생량		50.4	41.9	41.9	0.0	0.0	0.0	0.0	0.0	41.9	0.0	0.0	0.0	0.0	0.0	4.1	0.0	0.3	0.0	2.0	1.7	0.0	0.0	0.0	0.0	0.0	0.0	0.0	0.0	0.0	0.1	0.0	4.4
		처리방법	매 립	0.0	0.0	0.0	0.0	0.0	0.0	0.0	0.0	0.0	0.0	0.0	0.0	0.0	0.0																		0.0
			소 각	41.9	41.9	41.9	0.0	0.0	0.0	0.0	0.0	41.9	0.0	0.0	0.0	0.0	0.0																		0.0
			재활용	8.5	0.0	0.0	0.0	0.0	0.0	0.0	0.0	0.0	0.0	0.0	0.0	0.0	0.0	4.1	0.0	0.3	0.0	2.0	1.7	0.0	0.0	0.0	0.0	0.0	0.0	0.0	0.0	0.0	0.1	0.0	4.4
	강동구	발생량		20.5	5.1	3.3	0.0	0.0	0.2	0.0	0.5	2.6	1.8	0.0	0.0	1.8	0.0	0.0	0.0	0.0	0.0	0.0	0.0	0.0	0.0	0.0	0.0	0.0	0.0	0.0	0.0	0.0	0.0	0.0	15.4
		처리방법	매 립	1.8	1.8	0.0							1.8			1.8																			0.0
			소 각	3.3	3.3	3.3			0.2		0.5	2.6	0.0																						0.0
			재활용	15.4	0.0	0.0							0.0					0.0	0.0	0.0	0.0	0.0	0.0	0.0	0.0	0.0	0.0	0.0	0.0	0.0	0.0	0.0	0.0	0.0	15.4
부산	소계	발생량		525.6	225.4	210.4	0.0	97.0	6.6	8.6	54.5	43.7	15.0	1.6	1.0	0.8	11.6	164.8	66.5	25.4	4.6	2.2	24.9	0.0	0.0	0.0	0.0	0.0	30.4	0.0	0.0	0.0	0.0	10.8	135.4
		처리방법	매 립	39.2	39.2	29.8	0.0	11.6	0.6	0.9	8.9	7.8	9.4	1.4	0.8	0.7	6.5	0.0	0.0	0.0	0.0	0.0	0.0	0.0	0.0	0.0	0.0	0.0	0.0	0.0	0.0	0.0	0.0	0.0	0.0
			소 각	186.2	186.2	180.6	0.0	85.4	6.0	7.7	45.6	35.9	5.6	0.2	0.2	0.1	5.1	0.0	0.0	0.0	0.0	0.0	0.0	0.0	0.0	0.0	0.0	0.0	0.0	0.0	0.0	0.0	0.0	0.0	0.0
			재활용	300.2	0.0	0.0	0.0	0.0	0.0	0.0	0.0	0.0	0.0	0.0	0.0	0.0	0.0	164.8	66.5	25.4	4.6	2.2	24.9	0.0	0.0	0.0	0.0	0.0	30.4	0.0	0.0	0.0	0.0	10.8	135.4
	중구	발생량		17.8	12.2	11.1	0.0	4.1	0.2	1.2	3.5	2.1	1.1	0.1	0.1	0.0	0.9	4.2	0.6	2.2	0.2	0.0	1.0	0.0	0.0	0.0	0.0	0.0	0.1	0.0	0.0	0.0	0.0	0.1	1.4
		처리방법	매 립	3.3	3.3	2.6		1.1			0.9	0.6	0.7	0.1	0.1		0.5	0.0																	0.0
			소 각	8.9	8.9	8.5		3.0	0.2	1.2	2.6	1.5	0.4				0.4	0.0																	0.0
			재활용	5.6	0.0	0.0							0.0					4.2	0.6	2.2	0.2	0.0	1.0	0.0	0.0	0.0	0.0	0.0	0.1	0.0	0.0	0.0	0.0	0.1	1.4
	서구	발생량		21.4	9.0	8.2	0.0	3.8	0.5	0.6	1.8	1.5	0.8	0.1	0.1	0.0	0.6	6.5	3.2	0.7	0.3	0.0	0.4	0.0	0.0	0.0	0.0	0.0	0.7	0.0	0.0	0.0	0.0	1.2	5.9
		처리방법	매 립	2.6	2.6	2.1		0.8	0.1	0.1	0.6	0.5	0.5	0.1	0.1		0.3	0.0																	0.0
			소 각	6.4	6.4	6.1		3.0	0.4	0.5	1.2	1.0	0.3				0.3	0.0																	0.0
			재활용	12.4	0.0	0.0							0.0					6.5	3.2	0.7	0.3	0.0	0.4	0.0	0.0	0.0	0.0	0.0	0.7	0.0	0.0	0.0	0.0	1.2	5.9
	동구	발생량		10.6	6.3	5.6	0.0	3.2	0.1	0.2	1.1	1.0	0.7	0.0	0.0	0.0	0.7	0.4	0.0	0.3	0.0	0.0	0.1	0.0	0.0	0.0	0.0	0.0	0.0	0.0	0.0	0.0	0.0	0.0	3.9
		처리방법	매 립	1.0	1.0	0.8		0.3	0.0	0.0	0.3	0.2	0.2				0.2	0.0																	0.0
			소 각	5.3	5.3	4.8		2.9	0.1	0.2	0.8	0.8	0.5				0.5	0.0																	0.0
			재활용	4.3	0.0	0.0							0.0					0.4	0.0	0.3	0.0	0.0	0.1	0.0	0.0	0.0	0.0	0.0	0.0	0.0	0.0	0.0	0.0	0.0	3.9
	영도구	발생량		5.6	2.7	2.6	0.0	1.6	0.1	0.0	0.5	0.4	0.1	0.0	0.0	0.0	0.1	0.9	0.4	0.0	0.1	0.0	0.4	0.0	0.0	0.0	0.0	0.0	0.0	0.0	0.0	0.0	0.0	0.0	2.0
		처리방법	매 립	0.1	0.1	0.0							0.1				0.1	0.0																	0.0
			소 각	2.6	2.6	2.6		1.6	0.1		0.5	0.4	0.0					0.0																	0.0
			재활용	2.9	0.0	0.0							0.0					0.9	0.4	0.0	0.1	0.0	0.4	0.0	0.0	0.0	0.0	0.0	0.0	0.0	0.0	0.0	0.0	0.0	2.0
	부산진구	발생량		86.1	35.4	31.6	0.0	14.3	0.9	1.9	8.3	6.2	3.8	0.4	0.3	0.0	3.1	30.0	8.2	8.2	0.3	0.0	12.8	0.0	0.0	0.0	0.0	0.0	0.1	0.0	0.0	0.0	0.0	0.4	20.7
		처리방법	매 립	14.1	14.1	11.5		4.8	0.2	0.2	3.8	2.5	2.6	0.4	0.3	0.0	1.9	0.0																	0.0
			소 각	21.3	21.3	20.1		9.5	0.7	1.7	4.5	3.7	1.2				1.2	0.0																	0.0
			재활용	50.7	0.0	0.0							0.0					30.0	8.2	8.2	0.3	0.0	12.8	0.0	0.0	0.0	0.0	0.0	0.1	0.0	0.0	0.0	0.0	0.4	20.7
	동래구	발생량		18.2	7.3	6.9	0.0	3.4	0.2	0.2	2.0	1.1	0.4	0.0	0.1	0.0	0.3	0.7	0.0	0.3	0.0	0.2	0.2	0.0	0.0	0.0	0.0	0.0	0.0	0.0	0.0	0.0	0.0	0.0	10.2
		처리방법	매 립	0.2	0.2	0.2		0.1				0.1	0.0																						0.0
			소 각	7.1	7.1	6.7		3.3	0.2	0.2	2.0	1.0	0.4		0.1		0.3																		0.0
			재활용	10.9	0.0	0.0							0.0					0.7	0.0	0.3	0.0	0.2	0.2	0.0	0.0	0.0	0.0	0.0	0.0	0.0	0.0	0.0	0.0	0.0	10.2
	남구	발생량		19.7	15.0	14.9	0.0	7.8	0.6	0.5	3.0	3.0	0.1	0.0	0.0	0.0	0.1	0.4	0.1	0.1	0.1	0.0	0.1	0.0	0.0	0.0	0.0	0.0	0.0	0.0	0.0	0.0	0.0	0.0	4.3
		처리방법	매 립	0.1	0.1	0.0							0.1				0.1	0.0																	0.0
			소 각	14.9	14.9	14.9		7.8	0.6	0.5	3.0	3.0	0.0					0.0																	0.0
			재활용	4.7	0.0	0.0							0.0					0.4	0.1	0.1	0.1	0.0	0.1	0.0	0.0	0.0	0.0	0.0	0.0	0.0	0.0	0.0	0.0	0.0	4.3

(단위:톤/일)

구 분		발생량 및 처리현황		총계	종량제에 의한 혼합배출													재활용가능자원 분리배출																	남은 음식물류 배출(분리배출 지역일 경우)
					소계	가 연 성							불 연 성					소계	종이류	유리병류	캔류	합성수지류	플라스틱류	전자제품	전지류	타이어	윤활유	형광등	고철류	의류	영농폐기물	가구류	폐식용유	기타	
시도	시군구					소계	음식물채소류	종이류	나무류	고무피혁류	플라스틱류	기타	소계	유리류	금속류	토사류	기타																		
부산	북구	발생량		36.0	10.7	9.8	0.0	4.0	0.4	0.8	2.6	2.0	0.9	0.0	0.1	0.0	0.8	15.8	0.0	0.0	0.0	0.0	0.0	0.0	0.0	0.0	0.0	0.0	15.8	0.0	0.0	0.0	0.0	0.0	9.5
		처리방법	매 립	1.5	1.5	1.2		0.5	0.1	0.0	0.4	0.2	0.3	0.0	0.1	0.0	0.2	0.0																	0.0
			소 각	9.2	9.2	8.6		3.5	0.3	0.8	2.2	1.8	0.6	0.0	0.0	0.0	0.6	0.0																	0.0
			재활용	25.3	0.0	0.0							0.0					15.8	0.0	0.0	0.0	0.0	0.0	0.0	0.0	0.0	0.0	0.0	15.8	0.0	0.0	0.0	0.0	0.0	9.5
	해운대구	발생량		113.2	55.1	53.5	0.0	23.1	1.1	1.6	14.4	13.3	1.6	0.2	0.2	0.1	1.1	28.7	12.5	3.6	0.5	1.0	3.2	0.0	0.0	0.0	0.0	0.0	5.7	0.0	0.0	0.0	0.0	2.2	29.4
		처리방법	매 립	5.7	5.7	5.1		2.1	0.1	0.1	1.5	1.3	0.6	0.1	0.1		0.4	0.0																	0.0
			소 각	49.4	49.4	48.4		21.0	1.0	1.5	12.9	12.0	1.0	0.1	0.1	0.1	0.7	0.0																	0.0
			재활용	58.1	0.0	0.0							0.0					28.7	12.5	3.6	0.5	1.0	3.2	0.0	0.0	0.0	0.0	0.0	5.7	0.0	0.0	0.0	0.0	2.2	29.4
	사하구	발생량		50.6	26.0	25.0	0.0	11.2	1.8	0.4	6.4	5.2	1.0	0.1	0.1	0.0	0.8	20.1	12.4	2.0	0.5	1.0	0.7	0.0	0.0	0.0	0.0	0.0	0.5	0.0	0.0	0.0	0.0	3.0	4.5
		처리방법	매 립	1.7	1.7	0.7		0.2	0.1	0.1		0.3	1.0	0.1	0.1		0.8	0.0																	0.0
			소 각	24.3	24.3	24.3		11.0	1.7	0.3	6.4	4.9	0.0					0.0																	0.0
			재활용	24.6	0.0	0.0							0.0					20.1	12.4	2.0	0.5	1.0	0.7	0.0	0.0	0.0	0.0	0.0	0.5	0.0	0.0	0.0	0.0	3.0	4.5
	금정구	발생량		23.5	14.2	11.5	0.0	5.0	0.3	0.6	2.6	3.0	2.7	0.4	0.0	0.7	1.6	8.3	4.1	1.1	0.4	0.0	1.0	0.0	0.0	0.0	0.0	0.0	1.1	0.0	0.0	0.0	0.0	0.6	1.0
		처리방법	매 립	3.9	3.9	1.4	0.0	0.0	0.0	0.4	0.0	1.0	2.5	0.4	0.0	0.7	1.4	0.0																	0.0
			소 각	10.3	10.3	10.1	0.0	5.0	0.3	0.2	2.6	2.0	0.2	0.0	0.0	0.0	0.2	0.0																	0.0
			재활용	9.3	0.0	0.0	0.0	0.0	0.0	0.0	0.0	0.0	0.0	0.0	0.0	0.0	0.0	8.3	4.1	1.1	0.4	0.0	1.0	0.0	0.0	0.0	0.0	0.0	1.1	0.0	0.0	0.0	0.0	0.6	1.0
	강서구	발생량		17.5	2.2	2.1	0.0	1.2	0.1	0.1	0.4	0.3	0.1	0.0	0.0	0.0	0.1	10.1	5.1	1.3	0.5	0.0	1.3	0.0	0.0	0.0	0.0	0.0	1.3	0.0	0.0	0.0	0.0	0.6	5.2
		처리방법	매 립	0.3	0.3	0.3		0.1	0.0	0.0	0.1	0.1	0.0	0.0	0.0		0.0	0.0																	0.0
			소 각	1.9	1.9	1.8		1.1	0.1	0.1	0.3	0.2	0.1				0.1	0.0																	0.0
			재활용	15.3	0.0	0.0							0.0					10.1	5.1	1.3	0.5	0.0	1.3	0.0	0.0	0.0	0.0	0.0	1.3	0.0	0.0	0.0	0.0	0.6	5.2
	연제구	발생량		26.7	15.6	15.1	0.0	7.2	0.1	0.2	5.0	2.6	0.5	0.1	0.0	0.0	0.4	5.1	1.9	1.5	0.1	0.0	1.0	0.0	0.0	0.0	0.0	0.0	0.0	0.0	0.0	0.0	0.0	0.6	6.0
		처리방법	매 립	1.7	1.7	1.4		0.6			0.5	0.3	0.3	0.1			0.2	0.0																	0.0
			소 각	13.9	13.9	13.7		6.6	0.1	0.2	4.5	2.3	0.2				0.2	0.0																	0.0
			재활용	11.1	0.0	0.0							0.0					5.1	1.9	1.5	0.1	0.0	1.0	0.0	0.0	0.0	0.0	0.0	0.0	0.0	0.0	0.0	0.0	0.6	6.0
	수영구	발생량		17.4	5.2	4.4	0.0	2.3	0.1	0.1	1.1	0.8	0.8	0.2	0.0	0.0	0.6	6.1	2.4	1.0	0.2	0.0	1.0	0.0	0.0	0.0	0.0	0.0	1.0	0.0	0.0	0.0	0.0	0.5	6.1
		처리방법	매 립	2.1	2.1	1.7		0.7	0.0	0.0	0.6	0.4	0.4	0.1			0.3	0.0																	0.0
			소 각	3.1	3.1	2.7		1.6	0.1	0.1	0.5	0.4	0.4	0.1			0.3	0.0																	0.0
			재활용	12.2	0.0	0.0							0.0					6.1	2.4	1.0	0.2	0.0	1.0	0.0	0.0	0.0	0.0	0.0	1.0	0.0	0.0	0.0	0.0	0.5	6.1
	사상구	발생량		32.6	8.0	7.6	0.0	4.8	0.1	0.2	1.8	0.7	0.4	0.0	0.0	0.0	0.4	2.5	1.4	0.3	0.1	0.0	0.2	0.0	0.0	0.0	0.0	0.0	0.4	0.0	0.0	0.0	0.0	0.1	22.1
		처리방법	매 립	0.8	0.8	0.7		0.3	-	-	0.2	0.2	0.1				0.1	0.0																	0.0
			소 각	7.2	7.2	6.9		4.5	0.1	0.2	1.6	0.5	0.3				0.3	0.0																	0.0
			재활용	24.6	0.0	0.0							-					2.5	1.4	0.3	0.1	0.0	0.2	0.0	0.0	0.0	0.0	0.0	0.4	0.0	0.0	0.0	0.0	0.1	22.1
	기장군	발생량		28.7	0.5	0.5	0.0	0.0	0.0	0.0	0.0	0.5	0.0	0.0	0.0	0.0	0.0	25.0	14.2	2.8	1.3	0.0	1.5	0.0	0.0	0.0	0.0	0.0	3.7	0.0	0.0	0.0	0.0	1.5	3.2
		처리방법	매 립	0.1	0.1	0.1						0.1	0.0					0.0																	0.0
			소 각	0.4	0.4	0.4						0.4	0.0					0.0																	0.0
			재활용	28.2	0.0	0.0							0.0					25.0	14.2	2.8	1.3	0.0	1.5	0.0	0.0	0.0	0.0	0.0	3.7	0.0	0.0	0.0	0.0	1.5	3.2
대구	소계	발생량		630.8	407.4	283.5	0.0	69.8	21.3	12.1	69.4	110.9	123.9	23.6	8.3	0.5	91.5	183.2	70.2	25.2	9.5	13.9	25.0	0.0	0.4	0.6	0.0	1.9	9.6	4.3	0.0	1.1	2.3	19.2	40.2
		처리방법	매 립	396.2	396.2	272.3	0.0	68.2	19.6	12.0	66.1	106.4	123.9	23.6	8.3	0.5	91.5	0.0	0.0	0.0	0.0	0.0	0.0	0.0	0.0	0.0	0.0	0.0	0.0	0.0	0.0	0.0	0.0	0.0	0.0
			소 각	11.2	11.2	11.2	0.0	1.6	1.7	0.1	3.3	4.5	0.0	0.0	0.0	0.0	0.0	0.0	0.0	0.0	0.0	0.0	0.0	0.0	0.0	0.0	0.0	0.0	0.0	0.0	0.0	0.0	0.0	0.0	0.0
			재활용	223.4	0.0	0.0	0.0	0.0	0.0	0.0	0.0	0.0	0.0	0.0	0.0	0.0	0.0	183.2	70.2	25.2	9.5	13.9	25.0	0.0	0.4	0.6	0.0	1.9	9.6	4.3	0.0	1.1	2.3	19.2	40.2
	중구	발생량		60.1	45.3	43.9	0.0	14.1	11.8	4.4	9.7	3.9	1.4	0.6	0.7	0.0	0.1	10.5	1.5	1.3	1.2	0.0	2.2	0.0	0.0	0.0	0.0	0.9	0.1	1.1	0.0	1.1	0.0	1.1	4.3
		처리방법	매 립	45.3	45.3	43.9		14.1	11.8	4.4	9.7	3.9	1.4	0.6	0.7		0.1																		0.0
			소 각	0.0	0.0	0.0							0.0																						0.0
			재활용	14.8	0.0	0.0							0.0					10.5	1.5	1.3	1.2	0.0	2.2	0.0	0.0	0.0	0.0	0.9	0.1	1.1	0.0	1.1	0.0	1.1	4.3
	동구	발생량		59.7	35.8	35.8	0.0	3.1	2.3	0.1	3.5	26.8	0.0	0.0	0.0	0.0	0.0	21.1	2.0	0.6	0.4	5.9	2.0	0.0	0.1	0.0	0.0	0.1	0.0	1.4	0.0	0.0	0.0	8.6	2.8
		처리방법	매 립	35.1	35.1	35.1	0.0	3.1	2.3	0.1	3.5	26.1	0.0																						0.0
			소 각	0.7	0.7	0.7						0.7	0.0																						0.0
			재활용	23.9	0.0	0.0							0.0					21.1	2.0	0.6	0.4	5.9	2.0	0.0	0.1	0.0	0.0	0.1	0.0	1.4	0.0	0.0	0.0	8.6	2.8

(단위:톤/일)

구 분		발생량 및 처리현황		총계	종량제에 의한 혼합배출													재활용가능자원 분리배출																	남은 음식물류 배출(분리배출 지역일 경우)
					소계	가 연 성							불 연 성					소계	종이류	유리병류	캔류	합성수지류	플라스틱류	전자제품	전지류	타이어	윤활유	형광등	고철류	의류	영농폐기물	가구류	폐식용유	기타	
시도	시군구					소계	음식물채소류	종이류	나무류	고무피혁류	플라스틱류	기타	소계	유리류	금속류	토사류	기타																		
대구	서구	발생량		60.8	42.1	24.7	0.0	2.6	0.0	0.0	2.1	20.0	17.4	5.5	0.5	0.0	11.4	16.4	1.0	2.1	0.1	0.8	1.9	0.0	0.0	0.0	0.0	0.0	0.1	0.8	0.0	0.0	2.0	7.6	2.3
		처리방법	매 립	42.1	42.1	24.7		2.6			2.1	20.0	17.4	5.5	0.5		11.4																		0.0
			소 각	0.0	0.0	0.0							0.0																						0.0
			재활용	18.7	0.0	0.0							0.0					16.4	1.0	2.1	0.1	0.8	1.9	0.0	0.0	0.0	0.0	0.0	0.1	0.8	0.0	0.0	2.0	7.6	2.3
	남구	발생량		44.5	29.2	29.2	0.0	0.0	0.0	0.0	0.0	29.2	0.0	0.0	0.0	0.0	0.0	11.8	1.0	1.0	1.8	4.0	4.0	0.0	0.0	0.0	0.0	0.0	0.0	0.0	0.0	0.0	0.0	0.0	3.5
		처리방법	매 립	29.2	29.2	29.2	0.0	0.0	0.0	0.0	0.0	29.2	0.0	0.0	0.0	0.0	0.0																		0.0
			소 각	0.0	0.0	0.0	0.0	0.0	0.0	0.0	0.0	0.0	0.0	0.0	0.0	0.0	0.0																		0.0
			재활용	15.3	0.0	0.0	0.0	0.0	0.0	0.0	0.0	0.0	0.0	0.0	0.0	0.0	0.0	11.8	1.0	1.0	1.8	4.0	4.0	0.0	0.0	0.0	0.0	0.0	0.0	0.0	0.0	0.0	0.0	0.0	3.5
	북구	발생량		98.5	75.0	11.6	0.0	0.7	0.8	0.1	5.7	4.3	63.4	2.8	2.5	0.0	58.1	18.4	8.1	6.0	0.0	0.9	2.0	0.0	0.0	0.1	0.0	0.0	1.2	0.0	0.0	0.0	0.1	0.0	5.1
		처리방법	매 립	67.1	67.1	3.7					2.9	0.8	63.4	2.8	2.5		58.1																		0.0
			소 각	7.9	7.9	7.9		0.7	0.8	0.1	2.8	3.5	0.0																						0.0
			재활용	23.5	0.0	0.0							0.0					18.4	8.1	6.0	0.0	0.9	2.0	0.0	0.0	0.1	0.0	0.0	1.2	0.0	0.0	0.0	0.1	0.0	5.1
	수성구	발생량		89.5	50.9	25.1	0.0	2.6	3.8	6.2	10.0	2.5	25.8	9.2	0.4	0.0	16.2	31.2	21.6	2.7	0.3	1.4	1.5	0.0	0.0	0.3	0.0	0.4	2.1	0.0	0.0	0.0	0.0	0.9	7.4
		처리방법	매 립	50.0	50.0	24.2		2.6	3.1	6.2	9.8	2.5	25.8	9.2	0.4	0.0	16.2																		0.0
			소 각	0.9	0.9	0.9			0.7		0.2		0.0																						0.0
			재활용	38.6	0.0	0.0							0.0					31.2	21.6	2.7	0.3	1.4	1.5	0.0	0.0	0.3	0.0	0.4	2.1	0.0	0.0	0.0	0.0	0.9	7.4
	달서구	발생량		164.5	98.7	91.2	0.0	38.9	2.4	1.1	32.5	16.3	7.5	2.2	3.6	0.5	1.2	56.4	27.2	10.7	3.8	0.2	10.2	0.0	0.3	0.2	0.0	0.5	1.4	1.0	0.0	0.0	0.2	0.7	9.4
		처리방법	매 립	97.2	97.2	89.7		38.0	2.4	1.1	32.2	16.0	7.5	2.2	3.6	0.5	1.2																		0.0
			소 각	1.5	1.5	1.5	0.0	0.9	0.0	0.0	0.3	0.3	0.0	0.0	0.0	0.0	0.0																		0.0
			재활용	65.8	0.0	0.0	0.0	0.0	0.0	0.0	0.0	0.0	0.0	0.0	0.0	0.0	0.0	56.4	27.2	10.7	3.8	0.2	10.2	0.0	0.3	0.2	0.0	0.5	1.4	1.0	0.0	0.0	0.2	0.7	9.4
	달성군	발생량		53.2	30.4	22.0	0.0	7.8	0.2	0.2	5.9	7.9	8.4	3.3	0.6	0.0	4.5	17.4	7.8	0.8	1.9	0.7	1.2	0.0	0.0	0.0	0.0	0.0	4.7	0.0	0.0	0.0	0.0	0.3	5.4
		처리방법	매 립	30.2	30.2	21.8		7.8		0.2	5.9	7.9	8.4	3.3	0.6		4.5																		0.0
			소 각	0.2	0.2	0.2			0.2				0.0																						0.0
			재활용	22.8	0.0	0.0							0.0					17.4	7.8	0.8	1.9	0.7	1.2	0.0	0.0	0.0	0.0	0.0	4.7	0.0	0.0	0.0	0.0	0.3	5.4
인천	소계	발생량		803.9	679.7	542.8	1.4	0.2	480.2	0.8	18.0	42.2	136.9	0.5	0.0	129.4	7.0	50.1	2.1	0.3	0.3	18.7	0.8	0.0	0.0	0.0	0.0	0.0	0.0	0.0	0.0	1.0	0.0	26.9	74.1
		처리방법	매 립	2.8	2.8	0.0	0.0	0.0	0.0	0.0	0.0	0.0	2.8	0.1	0.0	0.6	2.1	0.0	0.0	0.0	0.0	0.0	0.0	0.0	0.0	0.0	0.0	0.0	0.0	0.0	0.0	0.0	0.0	0.0	0.0
			소 각	61.9	27.9	27.9	0.0	0.0	1.7	0.4	4.9	20.9	0.0	0.0	0.0	0.0	0.0	0.0	0.0	0.0	0.0	0.0	0.0	0.0	0.0	0.0	0.0	0.0	0.0	0.0	0.0	0.0	0.0	0.0	34.0
			재활용	739.2	649.0	514.9	1.4	0.2	478.5	0.4	13.1	21.3	134.1	0.4	0.0	128.8	4.9	50.1	2.1	0.3	0.3	18.7	0.8	0.0	0.0	0.0	0.0	0.0	0.0	0.0	0.0	1.0	0.0	26.9	40.1
	중구	발생량		5.1	0.0	0.0	0.0	0.0	0.0	0.0	0.0	0.0	0.0	0.0	0.0	0.0	0.0	2.3	1.1	0.3	0.3	0.0	0.6	0.0	0.0	0.0	0.0	0.0	0.0	0.0	0.0	0.0	0.0	0.0	2.8
		처리방법	매 립	0.0	0.0	0.0							0.0																						0.0
			소 각	0.0	0.0	0.0							0.0																						0.0
			재활용	5.1	0.0	0.0							0.0					2.3	1.1	0.3	0.3	0.0	0.6	0.0	0.0	0.0	0.0	0.0	0.0	0.0	0.0	0.0	0.0	0.0	2.8
	동구	발생량		4.6	0.0	0.0	0.0	0.0	0.0	0.0	0.0	0.0	0.0	0.0	0.0	0.0	0.0	1.2	1.0	0.0	0.0	0.0	0.2	0.0	0.0	0.0	0.0	0.0	0.0	0.0	0.0	0.0	0.0	0.0	3.4
		처리방법	매 립	0.0	0.0	0.0							0.0																						0.0
			소 각	0.0	0.0	0.0							0.0																						0.0
			재활용	4.6	0.0	0.0							0.0					1.2	1.0	0.0	0.0	0.0	0.2	0.0	0.0	0.0	0.0	0.0	0.0	0.0	0.0	0.0	0.0	0.0	3.4
	남구	발생량		8.3	0.5	0.4	0.0	0.0	0.0	0.0	0.0	0.4	0.1	0.0	0.0	0.0	0.1	4.1	0.0	0.0	0.0	2.4	0.0	0.0	0.0	0.0	0.0	0.0	0.0	0.0	0.0	0.0	0.0	1.7	3.7
		처리방법	매 립	0.1	0.1	0.0							0.1				0.1																		0.0
			소 각	0.3	0.3	0.3						0.3	0.0																						0.0
			재활용	7.9	0.1	0.1						0.1	0.0					4.1	0.0	0.0	0.0	2.4	0.0	0.0	0.0	0.0	0.0	0.0	0.0	0.0	0.0	0.0	0.0	1.7	3.7
	연수구	발생량		16.5	16.5	6.7	1.4	0.0	2.9	0.0	0.0	2.4	9.8	0.0	0.0	9.1	0.7	0.0	0.0	0.0	0.0	0.0	0.0	0.0	0.0	0.0	0.0	0.0	0.0	0.0	0.0	0.0	0.0	0.0	0.0
		처리방법	매 립	0.0	0.0	0.0							0.0																						0.0
			소 각	1.4	1.4	1.4						1.4	0.0																						0.0
			재활용	15.1	15.1	5.3	1.4		2.9			1.0	9.8			9.1	0.7	0.0	0.0	0.0	0.0	0.0	0.0	0.0	0.0	0.0	0.0	0.0	0.0	0.0	0.0	0.0	0.0	0.0	0.0
	남동구	발생량		19.4	9.5	7.6	0.0	0.0	1.9	0.0	0.0	5.7	1.9	0.0	0.0	1.9	0.0	2.1	0.0	0.0	0.0	2.1	0.0	0.0	0.0	0.0	0.0	0.0	0.0	0.0	0.0	0.0	0.0	0.0	7.8
		처리방법	매 립	0.0	0.0	0.0							0.0																						0.0
			소 각	5.7	5.7	5.7						5.7	0.0																						0.0
			재활용	13.7	3.8	1.9			1.9				1.9			1.9		2.1	0.0	0.0	0.0	2.1	0.0	0.0	0.0	0.0	0.0	0.0	0.0	0.0	0.0	0.0	0.0	0.0	7.8

(단위:톤/일)

구 분		발생량 및 처리현황		총계	종량제에 의한 혼합배출													재활용가능자원 분리배출																	남은 음식물류 배출(분리배출 지역일 경우)
					소계	가 연 성							불 연 성					소계	종이류	유리병류	캔류	합성수지류	플라스틱류	전자제품	전지류	타이어	윤활유	형광등	고철류	의류	영농폐기물	가구류	폐식용유	기타	
시도	시군구					소계	음식물채소류	종이류	나무류	고무피혁류	플라스틱류	기타	소계	유리류	금속류	토사류	기타																		
인천	부평구	발생량		48.1	42.0	20.8	0.0	0.0	1.7	0.0	0.0	19.1	21.2	0.4	0.0	20.0	0.8	0.0	0.0	0.0	0.0	0.0	0.0	0.0	0.0	0.0	0.0	0.0	0.0	0.0	0.0	0.0	0.0	0.0	6.1
		처리방법	매 립	0.0	0.0	0.0							0.0																						0.0
			소 각	9.7	9.1	9.1						9.1	0.0																						0.6
			재활용	38.4	32.9	11.7			1.7			10.0	21.2	0.4		20.0	0.8	0.0	0.0	0.0	0.0	0.0	0.0	0.0	0.0	0.0	0.0	0.0	0.0	0.0	0.0	0.0	0.0	0.0	5.5
	계양구	발생량		21.0	1.7	1.7	0.0	0.0	1.7	0.0	0.0	0.0	0.0	0.0	0.0	0.0	0.0	16.3	0.0	0.0	0.0	0.5	0.0	0.0	0.0	0.0	0.0	0.0	0.0	0.0	0.0	1.0	0.0	14.8	3.0
		처리방법	매 립	0.0	0.0	0.0							0.0																						0.0
			소 각	1.7	1.7	1.7			1.7				0.0																						0.0
			재활용	19.3	0.0	0.0							0.0					16.3	0.0	0.0	0.0	0.5	0.0	0.0	0.0	0.0	0.0	0.0	0.0	0.0	0.0	1.0	0.0	14.8	3.0
	서구	발생량		596.0	594.4	490.5	0.0	0.2	470.8	0.8	18.0	0.7	103.9	0.1	0.0	98.4	5.4	0.0	0.0	0.0	0.0	0.0	0.0	0.0	0.0	0.0	0.0	0.0	0.0	0.0	0.0	0.0	0.0	0.0	1.6
		처리방법	매 립	2.7	2.7	0.0	0.0	0.0	0.0	0.0	0.0	0.0	2.7	0.1	0.0	0.6	2.0																		0.0
			소 각	5.7	5.5	5.5	0.0	0.0	0.0	0.4	4.9	0.2	0.0	0.0	0.0	0.0	0.0																		0.2
			재활용	587.6	586.2	485.0	0.0	0.2	470.8	0.4	13.1	0.5	101.2	0.0	0.0	97.8	3.4	0.0	0.0	0.0	0.0	0.0	0.0	0.0	0.0	0.0	0.0	0.0	0.0	0.0	0.0	0.0	0.0	0.0	1.4
	강화군	발생량		16.1	15.1	15.1	0.0	0.0	1.2	0.0	0.0	13.9	0.0	0.0	0.0	0.0	0.0	0.0	0.0	0.0	0.0	0.0	0.0	0.0	0.0	0.0	0.0	0.0	0.0	0.0	0.0	0.0	0.0	0.0	1.0
		처리방법	매 립	0.0	0.0	0.0	0.0	0.0	0.0	0.0	0.0	0.0	0.0	0.0	0.0	0.0	0.0																		0.0
			소 각	4.2	4.2	4.2	0.0	0.0	0.0	0.0	0.0	4.2	0.0	0.0	0.0	0.0	0.0																		0.0
			재활용	11.9	10.9	10.9	0.0	0.0	1.2	0.0	0.0	9.7	0.0	0.0	0.0	0.0	0.0	0.0	0.0	0.0	0.0	0.0	0.0	0.0	0.0	0.0	0.0	0.0	0.0	0.0	0.0	0.0	0.0	0.0	1.0
	옹진군	발생량		0.0	0.0	0.0	0.0	0.0	0.0	0.0	0.0	0.0	0.0	0.0	0.0	0.0	0.0	0.0	0.0	0.0	0.0	0.0	0.0	0.0	0.0	0.0	0.0	0.0	0.0	0.0	0.0	0.0	0.0	0.0	0.0
		처리방법	매 립	0.0	0.0	0.0							0.0																						0.0
			소 각	0.0	0.0	0.0							0.0																						0.0
			재활용	0.0	0.0	0.0							0.0					0.0	0.0	0.0	0.0	0.0	0.0	0.0	0.0	0.0	0.0	0.0	0.0	0.0	0.0	0.0	0.0	0.0	0.0
	경제청	발생량		68.8	0.0	0.0	0.0	0.0	0.0	0.0	0.0	0.0	0.0	0.0	0.0	0.0	0.0	24.1	0.0	0.0	0.0	13.7	0.0	0.0	0.0	0.0	0.0	0.0	0.0	0.0	0.0	0.0	0.0	10.4	44.7
		처리방법	매 립	0.0	0.0	0.0							0.0																						0.0
			소 각	33.2	0.0	0.0							0.0																						33.2
			재활용	35.6	0.0	0.0							0.0					24.1	0.0	0.0	0.0	13.7	0.0	0.0	0.0	0.0	0.0	0.0	0.0	0.0	0.0	0.0	0.0	10.4	11.5
광주	소계	발생량		131.4	57.8	38.1	0.0	7.5	4.7	0.0	17.6	8.3	19.7	0.1	0.1	0.7	18.8	43.4	4.6	2.3	1.6	10.7	6.7	0.0	0.0	0.1	0.0	0.0	0.3	0.0	0.0	0.0	0.3	16.8	30.2
		처리방법	매 립	28.8	28.8	9.8	0.0	0.2	4.1	0.0	0.1	5.4	19.0	0.1	0.1	0.7	18.1	0.0	0.0	0.0	0.0	0.0	0.0	0.0	0.0	0.0	0.0	0.0	0.0	0.0	0.0	0.0	0.0	0.0	0.0
			소 각	29.0	29.0	28.3	0.0	7.3	0.6	0.0	17.5	2.9	0.7	0.0	0.0	0.0	0.7	0.0	0.0	0.0	0.0	0.0	0.0	0.0	0.0	0.0	0.0	0.0	0.0	0.0	0.0	0.0	0.0	0.0	0.0
			재활용	73.6	0.0	0.0	0.0	0.0	0.0	0.0	0.0	0.0	0.0	0.0	0.0	0.0	0.0	43.4	4.6	2.3	1.6	10.7	6.7	0.0	0.0	0.1	0.0	0.0	0.3	0.0	0.0	0.0	0.3	16.8	30.2
	동구	발생량		18.6	7.4	6.8	0.0	0.7	4.6	0.0	0.6	0.9	0.6	0.1	0.1	0.3	0.1	2.3	1.6	0.0	0.3	0.0	0.1	0.0	0.0	0.0	0.0	0.0	0.2	0.0	0.0	0.0	0.0	0.1	8.9
		처리방법	매 립	5.1	5.1	4.5	0.0	0.2	4.1	0.0	0.1	0.1	0.6	0.1	0.1	0.3	0.1																		0.0
			소 각	2.3	2.3	2.3	0.0	0.5	0.5	0.0	0.5	0.8	0.0	0.0	0.0	0.0	0.0																		0.0
			재활용	11.2	0.0	0.0	0.0		0.0	0.0			0.0	0.0		0.0	0.0	2.3	1.6	0.0	0.3	0.0	0.1	0.0	0.0	0.0	0.0	0.0	0.2	0.0	0.0	0.0	0.0	0.1	8.9
	서구	발생량		17.0	10.1	5.3	0.0	0.0	0.1	0.0	5.1	0.1	4.8	0.0	0.0	0.4	4.4	3.8	0.0	0.1	0.0	0.0	3.5	0.0	0.0	0.1	0.0	0.0	0.0	0.0	0.0	0.0	0.1	0.0	3.1
		처리방법	매 립	4.1	4.1	0.0							4.1			0.4	3.7																		0.0
			소 각	6.0	6.0	5.3			0.1		5.1	0.1	0.7				0.7																		0.0
			재활용	6.9	0.0	0.0							0.0					3.8	0.0	0.1	0.0	0.0	3.5	0.0	0.0	0.1	0.0	0.0	0.0	0.0	0.0	0.0	0.1	0.0	3.1
	남구	발생량		14.4	5.5	5.5	0.0	0.0	0.0	0.0	1.4	4.1	0.0	0.0	0.0	0.0	0.0	2.3	0.5	0.3	0.2	0.4	0.6	0.0	0.0	0.0	0.0	0.0	0.1	0.0	0.0	0.0	0.0	0.2	6.6
		처리방법	매 립	4.0	4.0	4.0						4.0	0.0																						0.0
			소 각	1.5	1.5	1.5					1.4	0.1	0.0																						0.0
			재활용	8.9	0.0	0.0							0.0					2.3	0.5	0.3	0.2	0.4	0.6	0.0	0.0	0.0	0.0	0.0	0.1	0.0	0.0	0.0	0.0	0.2	6.6
	북구	발생량		35.4	15.7	9.2	0.0	4.5	0.0	0.0	1.5	3.2	6.5	0.0	0.0	0.0	6.5	16.6	2.1	1.1	0.0	2.0	2.5	0.0	0.0	0.0	0.0	0.0	0.0	0.0	0.0	0.0	0.0	8.9	3.1
		처리방법	매 립	7.8	7.8	1.3	0.0	0.0	0.0	0.0	0.0	1.3	6.5				6.5																		0.0
			소 각	7.9	7.9	7.9	0.0	4.5	0.0	0.0	1.5	1.9	0.0																						0.0
			재활용	19.7	0.0	0.0	0.0	0.0	0.0	0.0	0.0	0.0	0.0					16.6	2.1	1.1	0.0	2.0	2.5	0.0	0.0	0.0	0.0	0.0	0.0	0.0	0.0	0.0	0.0	8.9	3.1
	광산구	발생량		46.0	19.1	11.3	0.0	2.3	0.0	0.0	9.0	0.0	7.8	0.0	0.0	0.0	7.8	18.4	0.4	0.8	1.1	8.3	0.0	0.0	0.0	0.0	0.0	0.0	0.0	0.0	0.0	0.0	0.2	7.6	8.5
		처리방법	매 립	7.8	7.8	0.0	0.0	0.0	0.0	0.0	0.0	0.0	7.8	0.0	0.0	0.0	7.8																		0.0
			소 각	11.3	11.3	11.3	0.0	2.3	0.0	0.0	9.0	0.0	0.0	0.0	0.0	0.0	0.0																		0.0
			재활용	26.9	0.0	0.0	0.0	0.0	0.0	0.0	0.0	0.0	0.0	0.0	0.0	0.0	0.0	18.4	0.4	0.8	1.1	8.3	0.0	0.0	0.0	0.0	0.0	0.0	0.0	0.0	0.0	0.0	0.2	7.6	8.5

(단위:톤/일)

구 분		발생량 및 처리현황		총계	종량제에 의한 혼합배출												재활용가능자원 분리배출																	남은 음식물류 배출(분리배출 지역일 경우)
					소계	가 연 성							불 연 성					소계	종이류	유리병류	캔류	합성수지류	플라스틱류	전자제품	전지류	타이어	윤활유	형광등	고철류	의류	영농폐기물	가구류	폐식용유	기타	
시도	시군구					소계	음식물채소류	종이류	나무류	고무피혁류	플라스틱류	기타	소계	유리류	금속류	토사류	기타																		
대전	소계	발생량		171.7	101.3	74.8	0.0	4.1	4.9	1.1	2.1	62.6	26.5	1.9	0.0	4.3	20.3	33.3	1.3	0.1	0.2	14.4	1.6	0.2	0.2	1.1	0.0	0.0	0.0	0.0	0.0	0.0	0.0	14.2	37.1
		처리방법	매 립	52.4	52.4	30.4	0.0	0.0	0.0	0.0	0.0	30.4	22.0	1.7	0.0	4.3	16.0	0.0	0.0	0.0	0.0	0.0	0.0	0.0	0.0	0.0	0.0	0.0	0.0	0.0	0.0	0.0	0.0	0.0	0.0
			소 각	24.1	24.0	24.0	0.0	2.3	1.8	1.0	2.1	16.8	0.0	0.0	0.0	0.0	0.0	0.0	0.0	0.0	0.0	0.0	0.0	0.0	0.0	0.0	0.0	0.0	0.0	0.0	0.0	0.0	0.0	0.0	0.1
			재활용	95.2	24.9	20.4	0.0	1.8	3.1	0.1	0.0	15.4	4.5	0.2	0.0	0.0	4.3	33.3	1.3	0.1	0.2	14.4	1.6	0.2	0.2	1.1	0.0	0.0	0.0	0.0	0.0	0.0	0.0	14.2	37.0
	동구	발생량		17.6	4.8	0.9	0.0	0.0	0.0	0.0	0.0	0.9	3.9	0.0	0.0	0.0	3.9	11.3	0.0	0.0	0.0	5.8	0.0	0.0	0.0	0.0	0.0	0.0	0.0	0.0	0.0	0.0	0.0	5.5	1.5
		처리방법	매 립	3.9	3.9	0.0	0.0	0.0	0.0	0.0	0.0	0.0	3.9	0.0	0.0	0.0	3.9																		0.0
			소 각	0.9	0.9	0.9	0.0	0.0	0.0	0.0	0.0	0.9	0.0	0.0	0.0	0.0	0.0																		0.0
			재활용	12.8	0.0	0.0	0.0	0.0	0.0	0.0	0.0	0.0	0.0	0.0	0.0	0.0	0.0	11.3	0.0	0.0	0.0	5.8	0.0	0.0	0.0	0.0	0.0	0.0	0.0	0.0	0.0	0.0	0.0	5.5	1.5
	중구	발생량		26.9	9.8	6.8	0.0	0.0	0.9	0.1	0.0	5.8	3.0	0.2	0.0	1.0	1.8	2.8	0.0	0.0	0.0	2.8	0.0	0.0	0.0	0.0	0.0	0.0	0.0	0.0	0.0	0.0	0.0	0.0	14.3
		처리방법	매 립	6.5	6.5	5.5	0.0	0.0	0.0	0.0	0.0	5.5	1.0	0.0	0.0	1.0	0.0																		0.0
			소 각	0.5	0.5	0.5	0.0	0.0	0.2	0.0	0.0	0.3	0.0	0.0	0.0	0.0	0.0																		0.0
			재활용	19.9	2.8	0.8	0.0	0.0	0.7	0.1	0.0	0.0	2.0	0.2	0.0	0.0	1.8	2.8	0.0	0.0	0.0	2.8	0.0	0.0	0.0	0.0	0.0	0.0	0.0	0.0	0.0	0.0	0.0	0.0	14.3
	서구	발생량		25.9	11.1	2.6	0.0	0.0	0.3	0.0	1.7	0.6	8.5	1.7	0.0	0.2	6.6	9.0	0.0	0.0	0.0	0.0	0.5	0.0	0.0	0.0	0.0	0.0	0.0	0.0	0.0	0.0	0.0	8.5	5.8
		처리방법	매 립	9.1	9.1	0.6	0.0	0.0	0.0	0.0	0.0	0.6	8.5	1.7	0.0	0.2	6.6																		0.0
			소 각	2.0	2.0	2.0	0.0	0.0	0.3	0.0	1.7	0.0	0.0	0.0	0.0	0.0	0.0																		0.0
			재활용	14.8	0.0	0.0	0.0	0.0	0.0	0.0	0.0	0.0	0.0	0.0	0.0	0.0	0.0	9.0	0.0	0.0	0.0	0.0	0.5	0.0	0.0	0.0	0.0	0.0	0.0	0.0	0.0	0.0	0.0	8.5	5.8
	유성구	발생량		45.5	29.4	22.8	0.0	2.8	1.1	1.0	0.0	17.9	6.6	0.0	0.0	1.4	5.2	5.4	1.3	0.1	0.2	3.0	0.1	0.2	0.2	0.1	0.0	0.0	0.0	0.0	0.0	0.0	0.0	0.2	10.7
		처리방법	매 립	9.0	9.0	2.4	0.0	0.0	0.0	0.0	0.0	2.4	6.6	0.0	0.0	1.4	5.2																		0.0
			소 각	12.6	12.5	12.5	0.0	1.0	1.0	1.0	0.0	9.5	0.0	0.0	0.0	0.0	0.0																		0.1
			재활용	23.9	7.9	7.9	0.0	1.8	0.1	0.0	0.0	6.0	0.0	0.0	0.0	0.0	0.0	5.4	1.3	0.1	0.2	3.0	0.1	0.2	0.2	0.1	0.0	0.0	0.0	0.0	0.0	0.0	0.0	0.2	10.6
	대덕구	발생량		55.8	46.2	41.7	0.0	1.3	2.6	0.0	0.4	37.4	4.5	0.0	0.0	1.7	2.8	4.8	0.0	0.0	0.0	2.8	1.0	0.0	0.0	1.0	0.0	0.0	0.0	0.0	0.0	0.0	0.0	0.0	4.8
		처리방법	매 립	23.9	23.9	21.9	0.0	0.0	0.0	0.0	0.0	21.9	2.0	0.0	0.0	1.7	0.3																		0.0
			소 각	8.1	8.1	8.1	0.0	1.3	0.3	0.0	0.4	6.1	0.0	0.0	0.0	0.0	0.0																		0.0
			재활용	23.8	14.2	11.7	0.0	0.0	2.3	0.0	0.0	9.4	2.5	0.0	0.0	0.0	2.5	4.8	0.0	0.0	0.0	2.8	1.0	0.0	0.0	1.0	0.0	0.0	0.0	0.0	0.0	0.0	0.0	0.0	4.8
울산	소계	발생량		202.1	113.2	42.1	0.0	4.7	13.1	0.3	6.8	17.2	71.1	0.0	0.0	61.4	9.7	47.6	2.9	0.1	0.1	10.8	0.0	0.0	0.0	0.0	0.0	0.0	0.0	0.0	0.0	0.0	0.0	33.7	41.3
		처리방법	매 립	70.7	70.7	0.2	0.0	0.0	0.0	0.0	0.0	0.2	70.5	0.0	0.0	61.3	9.2	0.0	0.0	0.0	0.0	0.0	0.0	0.0	0.0	0.0	0.0	0.0	0.0	0.0	0.0	0.0	0.0	0.0	0.0
			소 각	19.6	19.6	19.6	0.0	4.7	0.3	0.3	4.7	9.6	0.0	0.0	0.0	0.0	0.0	0.0	0.0	0.0	0.0	0.0	0.0	0.0	0.0	0.0	0.0	0.0	0.0	0.0	0.0	0.0	0.0	0.0	0.0
			재활용	111.8	22.9	22.3	0.0	0.0	12.8	0.0	2.1	7.4	0.6	0.0	0.0	0.1	0.5	47.6	2.9	0.1	0.1	10.8	0.0	0.0	0.0	0.0	0.0	0.0	0.0	0.0	0.0	0.0	0.0	33.7	41.3
	중구	발생량		34.0	26.1	8.5	0.0	4.7	0.3	0.0	0.0	3.5	17.6	0.0	0.0	17.6	0.0	5.7	0.0	0.0	0.0	0.9	0.0	0.0	0.0	0.0	0.0	0.0	0.0	0.0	0.0	0.0	0.0	4.8	2.2
		처리방법	매 립	17.8	17.8	0.2						0.2	17.6			17.6																			0.0
			소 각	8.3	8.3	8.3		4.7	0.3			3.3	0.0																						0.0
			재활용	7.9	0.0	0.0							0.0					5.7	0.0	0.0	0.0	0.9	0.0	0.0	0.0	0.0	0.0	0.0	0.0	0.0	0.0	0.0	0.0	4.8	2.2
	남구	발생량		88.8	72.4	27.2	0.0	0.0	12.8	0.0	3.7	10.7	45.2	0.0	0.0	43.8	1.4	0.0	0.0	0.0	0.0	0.0	0.0	0.0	0.0	0.0	0.0	0.0	0.0	0.0	0.0	0.0	0.0	0.0	16.4
		처리방법	매 립	44.6	44.6	0.0							44.6			43.7	0.9																		0.0
			소 각	4.9	4.9	4.9					1.6	3.3	0.0																						0.0
			재활용	39.3	22.9	22.3			12.8		2.1	7.4	0.6			0.1	0.5	0.0	0.0	0.0	0.0	0.0	0.0	0.0	0.0	0.0	0.0	0.0	0.0	0.0	0.0	0.0	0.0	0.0	16.4
	동구	발생량		20.2	8.8	0.5	0.0	0.0	0.0	0.0	0.0	0.5	8.3	0.0	0.0	0.0	8.3	0.6	0.0	0.0	0.0	0.6	0.0	0.0	0.0	0.0	0.0	0.0	0.0	0.0	0.0	0.0	0.0	0.0	10.8
		처리방법	매 립	8.3	8.3	0.0							8.3				8.3																		0.0
			소 각	0.5	0.5	0.5						0.5	0.0																						0.0
			재활용	11.4	0.0	0.0							0.0					0.6	0.0	0.0	0.0	0.6	0.0	0.0	0.0	0.0	0.0	0.0	0.0	0.0	0.0	0.0	0.0	0.0	10.8
	북구	발생량		6.9	0.7	0.7	0.0	0.0	0.0	0.0	0.2	0.5	0.0	0.0	0.0	0.0	0.0	3.7	2.9	0.1	0.1	0.6	0.0	0.0	0.0	0.0	0.0	0.0	0.0	0.0	0.0	0.0	0.0	0.0	2.5
		처리방법	매 립	0.0	0.0	0.0							0.0																						0.0
			소 각	0.7	0.7	0.7					0.2	0.5	0.0																						0.0
			재활용	6.2	0.0	0.0							0.0					3.7	2.9	0.1	0.1	0.6	0.0	0.0	0.0	0.0	0.0	0.0	0.0	0.0	0.0	0.0	0.0	0.0	2.5
	울주군	발생량		52.2	5.2	5.2	0.0	0.0	0.0	0.3	2.9	2.0	0.0	0.0	0.0	0.0	0.0	37.6	0.0	0.0	0.0	8.7	0.0	0.0	0.0	0.0	0.0	0.0	0.0	0.0	0.0	0.0	0.0	28.9	9.4
		처리방법	매 립	0.0	0.0	0.0							0.0																						0.0
			소 각	5.2	5.2	5.2				0.3	2.9	2.0	0.0																						0.0
			재활용	47.0	0.0	0.0							0.0					37.6	0.0	0.0	0.0	8.7	0.0	0.0	0.0	0.0	0.0	0.0	0.0	0.0	0.0	0.0	0.0	28.9	9.4

(단위:톤/일)

구 분		발생량 및 처리현황		총계	종량제에 의한 혼합배출													재활용가능자원 분리배출																	남은 음식물류 배출(분리배출 지역일 경우)
					소계	가 연 성							불 연 성					소계	종이류	유리병류	캔류	합성수지류	플라스틱류	전자제품	전지류	타이어	윤활유	형광등	고철류	의류	영농폐기물	가구류	폐식용유	기타	
시도	시군구					소계	음식물채소류	종이류	나무류	고무피혁류	플라스틱류	기타	소계	유리류	금속류	토사류	기타																		
세종	소계	발생량		654.1	653.3	649.2	0.0	0.0	598.5	0.0	10.5	40.2	4.1	0.0	0.0	2.1	2.0	0.0	0.0	0.0	0.0	0.0	0.0	0.0	0.0	0.0	0.0	0.0	0.0	0.0	0.0	0.0	0.0	0.0	0.8
		처리방법	매 립	4.1	4.1	0.0	0.0	0.0	0.0	0.0	0.0	0.0	4.1	0.0	0.0	2.1	2.0	0.0	0.0	0.0	0.0	0.0	0.0	0.0	0.0	0.0	0.0	0.0	0.0	0.0	0.0	0.0	0.0	0.0	0.0
			소 각	3.3	3.3	3.3	0.0	0.0	0.0	0.0	0.0	3.3	0.0	0.0	0.0	0.0	0.0	0.0	0.0	0.0	0.0	0.0	0.0	0.0	0.0	0.0	0.0	0.0	0.0	0.0	0.0	0.0	0.0	0.0	0.0
			재활용	646.7	645.9	645.9	0.0	0.0	598.5	0.0	10.5	36.9	0.0	0.0	0.0	0.0	0.0	0.0	0.0	0.0	0.0	0.0	0.0	0.0	0.0	0.0	0.0	0.0	0.0	0.0	0.0	0.0	0.0	0.0	0.8
	세종시	발생량		654.1	653.3	649.2	0.0	0.0	598.5	0.0	10.5	40.2	4.1	0.0	0.0	2.1	2.0	0.0	0.0	0.0	0.0	0.0	0.0	0.0	0.0	0.0	0.0	0.0	0.0	0.0	0.0	0.0	0.0	0.0	0.8
		처리방법	매 립	4.1	4.1	0.0	0.0	0.0	0.0	0.0	0.0		4.1	0.0	0.0	2.1	2.0																		0.0
			소 각	3.3	3.3	3.3	0.0	0.0	0.0	0.0	0.0	3.3	0.0	0.0	0.0	0.0	0.0																		0.0
			재활용	646.7	645.9	645.9	0.0	0.0	598.5	0.0	10.5	36.9	0.0	0.0	0.0	0.0	0.0	0.0	0.0	0.0	0.0	0.0	0.0	0.0	0.0	0.0	0.0	0.0	0.0	0.0	0.0	0.0	0.0	0.0	0.8
경기	소계	발생량		1,777.7	1,092.4	780.3	0.0	79.4	156.8	7.6	170.6	365.9	312.1	9.3	5.3	146.0	151.5	386.2	54.6	24.4	10.1	108.1	38.1	3.7	0.0	0.3	0.0	0.2	3.6	4.9	0.4	1.3	7.3	129.2	299.1
		처리방법	매 립	174.7	170.2	31.0	0.0	0.0	0.0	0.0	0.0	31.0	139.2	1.3	0.0	64.1	73.8	0.0	0.0	0.0	0.0	0.0	0.0	0.0	0.0	0.0	0.0	0.0	0.0	0.0	0.0	0.0	0.0	0.0	4.5
			소 각	392.2	388.9	378.2	0.0	41.3	11.1	7.4	71.4	247.0	10.7	1.2	0.0	3.8	5.7	0.0	0.0	0.0	0.0	0.0	0.0	0.0	0.0	0.0	0.0	0.0	0.0	0.0	0.0	0.0	0.0	0.0	3.3
			재활용	1,210.8	533.3	371.1	0.0	38.1	145.7	0.2	99.2	87.9	162.2	6.8	5.3	78.1	72.0	386.2	54.6	24.4	10.1	108.1	38.1	3.7	0.0	0.3	0.0	0.2	3.6	4.9	0.4	1.3	7.3	129.2	291.3
	수원시	발생량		201.7	145.3	139.6	0.0	0.0	9.0	0.0	0.0	130.6	5.7	0.0	0.0	1.1	4.6	27.7	1.8	1.7	0.0	5.4	0.0	0.0	0.0	0.0	0.0	0.0	0.0	0.0	0.0	0.0	3.8	15.0	28.7
		처리방법	매 립	0.0	0.0	0.0							0.0																						0.0
			소 각	102.7	102.7	102.7						102.7	0.0																						0.0
			재활용	99.0	42.6	36.9			9.0			27.9	5.7			1.1	4.6	27.7	1.8	1.7	0.0	5.4	0.0	0.0	0.0	0.0	0.0	0.0	0.0	0.0	0.0	0.0	3.8	15.0	28.7
	성남시	발생량		64.3	5.6	5.6	0.0	0.0	0.1	0.0	0.6	4.9	0.0	0.0	0.0	0.0	0.0	1.7	0.2	0.0	0.0	1.3	0.0	0.0	0.0	0.0	0.0	0.0	0.1	0.0	0.1	0.0	0.0	0.0	57.0
		처리방법	매 립	0.0	0.0	0.0							0.0																						0.0
			소 각	1.9	1.9	1.9			0.1		0.6	1.2	0.0																						0.0
			재활용	62.4	3.7	3.7						3.7	0.0					1.7	0.2	0.0	0.0	1.3	0.0	0.0	0.0	0.0	0.0	0.0	0.1	0.0	0.1	0.0	0.0	0.0	57.0
	의정부시	발생량		38.1	28.6	16.6	0.0	0.0	6.0	0.0	0.0	10.6	12.0	0.0	0.0	4.6	7.4	6.2	0.0	0.0	0.0	4.0	2.1	0.0	0.0	0.0	0.0	0.0	0.0	0.0	0.0	0.0	0.1	0.0	3.3
		처리방법	매 립	4.6	4.6	0.0							4.6			4.6																			0.0
			소 각	1.8	1.8	1.8						1.8	0.0																						0.0
			재활용	31.7	22.2	14.8			6.0			8.8	7.4				7.4	6.2	0.0	0.0	0.0	4.0	2.1	0.0	0.0	0.0	0.0	0.0	0.0	0.0	0.0	0.0	0.1	0.0	3.3
	안양시	발생량		97.2	48.8	20.9	0.0	0.0	1.0	0.2	19.6	0.1	27.9	0.1	0.0	18.1	9.7	23.2	0.0	0.1	0.0	0.0	12.4	0.0	0.0	0.0	0.0	0.0	0.0	0.0	0.0	0.0	0.1	10.6	25.2
		처리방법	매 립	32.3	27.8	0.0							27.8			18.1	9.7																		4.5
			소 각	7.2	7.2	7.2					7.2		0.0																						0.0
			재활용	57.7	13.8	13.7			1.0	0.2	12.4	0.1	0.1	0.1				23.2	0.0	0.1	0.0	0.0	12.4	0.0	0.0	0.0	0.0	0.0	0.0	0.0	0.0	0.0	0.1	10.6	20.7
	부천시	발생량		59.3	16.3	3.4	0.0	2.1	1.3	0.0	0.0	0.0	12.9	6.2	5.3	0.0	1.4	20.5	2.0	8.0	1.4	4.1	4.6	0.0	0.0	0.0	0.0	0.0	0.4	0.0	0.0	0.0	0.0	0.0	22.5
		처리방법	매 립	0.0	0.0	0.0							0.0																						0.0
			소 각	0.0	0.0	0.0							0.0																						0.0
			재활용	59.3	16.3	3.4		2.1	1.3				12.9	6.2	5.3		1.4	20.5	2.0	8.0	1.4	4.1	4.6	0.0	0.0	0.0	0.0	0.0	0.4	0.0	0.0	0.0	0.0	0.0	22.5
	광명시	발생량		46.6	28.3	24.5	0.0	0.0	0.0	0.0	16.5	8.0	3.8	0.0	0.0	0.0	3.8	6.8	0.0	0.0	0.0	0.0	0.2	0.0	0.0	0.0	0.0	0.0	0.0	0.0	0.0	0.0	0.0	6.6	11.5
		처리방법	매 립	3.8	3.8	0.0							3.8				3.8																		0.0
			소 각	24.5	24.5	24.5					16.5	8.0	0.0																						0.0
			재활용	18.3	0.0	0.0							0.0					6.8	0.0	0.0	0.0	0.0	0.2	0.0	0.0	0.0	0.0	0.0	0.0	0.0	0.0	0.0	0.0	6.6	11.5
	평택시	발생량		74.8	31.5	26.5	0.0	0.7	9.4	0.0	10.4	6.0	5.0	0.0	0.0	5.0	0.0	18.4	0.4	0.5	0.0	4.0	3.0	0.0	0.0	0.0	0.0	0.0	0.4	0.0	0.0	1.3	0.0	8.8	24.9
		처리방법	매 립	5.0	5.0	0.0							5.0			5.0																			0.0
			소 각	6.1	6.1	6.1		0.7	0.5		1.2	3.7	0.0																						0.0
			재활용	63.7	20.4	20.4			8.9		9.2	2.3	0.0					18.4	0.4	0.5	0.0	4.0	3.0	0.0	0.0	0.0	0.0	0.0	0.4	0.0	0.0	1.3	0.0	8.8	24.9
	동두천시	발생량		1.0	0.0	0.0	0.0	0.0	0.0	0.0	0.0	0.0	0.0	0.0	0.0	0.0	0.0	0.0	0.0	0.0	0.0	0.0	0.0	0.0	0.0	0.0	0.0	0.0	0.0	0.0	0.0	0.0	0.0	0.0	1.0
		처리방법	매 립	0.0	0.0	0.0							0.0																						0.0
			소 각	0.0	0.0	0.0							0.0																						0.0
			재활용	1.0	0.0	0.0							0.0					0.0	0.0	0.0	0.0	0.0	0.0	0.0	0.0	0.0	0.0	0.0	0.0	0.0	0.0	0.0	0.0	0.0	1.0
	안산시	발생량		54.4	44.6	37.2	0.0	0.4	9.4	0.0	4.7	22.7	7.4	0.1	0.0	7.2	0.1	0.1	0.0	0.0	0.0	0.0	0.1	0.0	0.0	0.0	0.0	0.0	0.0	0.0	0.0	0.0	0.0	0.0	9.7
		처리방법	매 립	6.9	6.9	0.6						0.6	6.3	0.1		6.1	0.1																		0.0
			소 각	10.1	10.1	10.1		0.2	0.3		1.2	8.4	0.0																						0.0
			재활용	37.4	27.6	26.5		0.2	9.1		3.5	13.7	1.1			1.1		0.1	0.0	0.0	0.0	0.0	0.1	0.0	0.0	0.0	0.0	0.0	0.0	0.0	0.0	0.0	0.0	0.0	9.7

(단위:톤/일)

구 분		발생량 및 처리현황		총계	종량제에 의한 혼합배출													재활용가능자원 분리배출																	남은 음식물류 배출(분리배출 지역일 경우)
					소계	가 연 성							불 연 성					소계	종이류	유리병류	캔류	합성수지류	플라스틱류	전자제품	전지류	타이어	윤활유	형광등	고철류	의류	영농폐기물	가구류	폐식용유	기타	
시도	시군구					소계	음식물채소류	종이류	나무류	고무피혁류	플라스틱류	기타	소계	유리류	금속류	토사류	기타																		
경기	고양시	발생량		186.2	126.3	84.5	0.0	8.3	0.4	0.0	16.8	59.0	41.8	0.0	0.0	7.2	34.6	26.3	21.2	0.1	1.5	2.1	1.0	0.0	0.0	0.0	0.0	0.0	0.1	0.0	0.0	0.0	0.0	0.3	33.6
		처리방법	매 립	35.6	35.6	28.4	0.0	0.0	0.0	0.0	0.0	28.4	7.2			7.2																			0.0
			소 각	23.9	23.9	23.9			0.4			23.5	0.0																						0.0
			재활용	126.7	66.8	32.2		8.3			16.8	7.1	34.6				34.6	26.3	21.2	0.1	1.5	2.1	1.0	0.0	0.0	0.0	0.0	0.0	0.1	0.0	0.0	0.0	0.0	0.3	33.6
	과천시	발생량		25.5	14.6	14.6	0.0	8.4	0.1	0.0	0.0	6.1	0.0	0.0	0.0	0.0	0.0	7.2	5.3	0.4	0.1	0.3	0.8	0.0	0.0	0.0	0.0	0.0	0.3	0.0	0.0	0.0	0.0	0.0	3.7
		처리방법	매 립	0.0	0.0	0.0							0.0																						0.0
			소 각	14.6	14.6	14.6		8.4	0.1			6.1	0.0																						0.0
			재활용	10.9	0.0	0.0							0.0					7.2	5.3	0.4	0.1	0.3	0.8	0.0	0.0	0.0	0.0	0.0	0.3	0.0	0.0	0.0	0.0	0.0	3.7
	구리시	발생량		68.6	53.1	35.7	0.0	0.0	1.0	0.0	21.3	13.4	17.4	0.0	0.0	10.2	7.2	11.0	5.1	0.2	0.3	4.2	0.5	0.0	0.0	0.0	0.0	0.0	0.7	0.0	0.0	0.0	0.0	0.0	4.5
		처리방법	매 립	2.1	2.1	0.3						0.3	1.8			1.8																			0.0
			소 각	14.1	14.1	14.1					3.9	10.2	0.0																						0.0
			재활용	52.4	36.9	21.3			1.0		17.4	2.9	15.6			8.4	7.2	11.0	5.1	0.2	0.3	4.2	0.5	0.0	0.0	0.0	0.0	0.0	0.7	0.0	0.0	0.0	0.0	0.0	4.5
	남양주시	발생량		21.5	0.0	0.0	0.0	0.0	0.0	0.0	0.0	0.0	0.0	0.0	0.0	0.0	0.0	17.7	4.5	1.4	1.0	0.6	3.3	0.0	0.0	0.0	0.0	0.0	0.4	0.0	0.0	0.0	0.0	6.5	3.8
		처리방법	매 립	0.0	0.0	0.0							0.0																						0.0
			소 각	0.0	0.0	0.0							0.0																						0.0
			재활용	21.5	0.0	0.0							0.0					17.7	4.5	1.4	1.0	0.6	3.3	0.0	0.0	0.0	0.0	0.0	0.4	0.0	0.0	0.0	0.0	6.5	3.8
	오산시	발생량		44.7	43.6	34.4	0.0	31.5	2.9	0.0	0.0	0.0	9.2	0.7	0.0	7.4	1.1	0.0	0.0	0.0	0.0	0.0	0.0	0.0	0.0	0.0	0.0	0.0	0.0	0.0	0.0	0.0	0.0	0.0	1.1
		처리방법	매 립	0.4	0.4	0.0							0.4	0.4																					0.0
			소 각	4.0	4.0	4.0		4.0					0.0																						0.0
			재활용	40.3	39.2	30.4		27.5	2.9				8.8	0.3		7.4	1.1	0.0	0.0	0.0	0.0	0.0	0.0	0.0	0.0	0.0	0.0	0.0	0.0	0.0	0.0	0.0	0.0	0.0	1.1
	시흥시	발생량		54.1	35.4	16.4	0.0	0.0	9.7	0.0	5.5	1.2	19.0	0.5	0.0	13.9	4.6	4.7	0.9	1.2	0.2	0.0	1.3	0.0	0.0	0.0	0.0	0.2	0.4	0.0	0.0	0.0	0.0	0.5	14.0
		처리방법	매 립	3.3	3.3	0.0	0.0	0.0	0.0	0.0	0.0	0.0	3.3	0.3	0.0	0.3	2.7																		0.0
			소 각	6.4	6.4	6.4	0.0	0.0	0.0	0.0	5.2	1.2	0.0	0.0	0.0	0.0	0.0																		0.0
			재활용	44.4	25.7	10.0	0.0	0.0	9.7	0.0	0.3	0.0	15.7	0.2		13.6	1.9	4.7	0.9	1.2	0.2	0.0	1.3	0.0	0.0	0.0	0.0	0.2	0.4	0.0	0.0	0.0	0.0	0.5	14.0
	군포시	발생량		37.3	29.4	12.9	0.0	0.0	3.3	0.1	2.4	7.1	16.5	0.0	0.0	16.5	0.0	5.1	0.0	0.0	0.0	3.1	0.0	2.0	0.0	0.0	0.0	0.0	0.0	0.0	0.0	0.0	0.0	0.0	2.8
		처리방법	매 립	9.0	9.0	1.5						1.5	7.5			7.5																			0.0
			소 각	4.8	4.8	4.8				0.1	2.4	2.3	0.0																						0.0
			재활용	23.5	15.6	6.6			3.3			3.3	9.0	0.0		9.0		5.1	0.0	0.0	0.0	3.1	0.0	2.0	0.0	0.0	0.0	0.0	0.0	0.0	0.0	0.0	0.0	0.0	2.8
	의왕시	발생량		22.9	19.9	11.1	0.0	0.0	0.0	0.0	6.3	4.8	8.8	0.0	0.0	8.2	0.6	0.0	0.0	0.0	0.0	0.0	0.0	0.0	0.0	0.0	0.0	0.0	0.0	0.0	0.0	0.0	0.0	0.0	3.0
		처리방법	매 립	1.5	1.5	0.2						0.2	1.3			1.1	0.2																		0.0
			소 각	2.7	2.7	2.7					1.9	0.8	0.0																						0.0
			재활용	18.7	15.7	8.2					4.4	3.8	7.5			7.1	0.4	0.0	0.0	0.0	0.0	0.0	0.0	0.0	0.0	0.0	0.0	0.0	0.0	0.0	0.0	0.0	0.0	0.0	3.0
	하남시	발생량		29.1	0.0	0.0	0.0	0.0	0.0	0.0	0.0	0.0	0.0	0.0	0.0	0.0	0.0	29.1	0.0	0.0	0.0	0.0	0.0	0.0	0.0	0.0	0.0	0.0	0.0	0.0	0.0	0.0	0.0	29.1	0.0
		처리방법	매 립	0.0	0.0	0.0							0.0																						0.0
			소 각	0.0	0.0	0.0							0.0																						0.0
			재활용	29.1	0.0	0.0							0.0					29.1	0.0	0.0	0.0	0.0	0.0	0.0	0.0	0.0	0.0	0.0	0.0	0.0	0.0	0.0	0.0	29.1	0.0
	용인시	발생량		132.6	73.1	66.0	0.0	4.8	1.0	1.7	3.4	55.1	7.1	0.1	0.0	1.0	6.0	34.5	9.5	0.2	4.5	10.3	6.1	0.4	0.0	0.0	0.0	0.0	0.0	0.0	0.3	0.0	3.2	0.0	25.0
		처리방법	매 립	7.1	7.1	0.0							7.1	0.1		1.0	6.0																		0.0
			소 각	69.2	66.0	66.0	0.0	4.8	1.0	1.7	3.4	55.1	0.0																						3.2
			재활용	56.3	0.0	0.0							0.0					34.5	9.5	0.2	4.5	10.3	6.1	0.4	0.0	0.0	0.0	0.0	0.0	0.0	0.3	0.0	3.2	0.0	21.8
	파주시	발생량		49.1	21.0	19.4	0.0	0.0	2.9	0.0	2.6	13.9	1.6	0.0	0.0	0.7	0.9	16.6	0.0	0.0	0.0	16.3	0.0	0.0	0.0	0.3	0.0	0.0	0.0	0.0	0.0	0.0	0.0	0.0	11.5
		처리방법	매 립	0.0	0.0	0.0							0.0																						0.0
			소 각	11.3	11.3	11.2					2.6	8.6	0.1			0.1																			0.0
			재활용	37.8	9.7	8.2			2.9			5.3	1.5			0.6	0.9	16.6	0.0	0.0	0.0	16.3	0.0	0.0	0.0	0.3	0.0	0.0	0.0	0.0	0.0	0.0	0.0	0.0	11.5
	이천시	발생량		60.4	56.4	45.8	0.0	23.2	3.0	5.1	14.5	0.0	10.6	1.2	0.0	3.7	5.7	2.9	0.7	0.1	0.1	0.9	1.1	0.0	0.0	0.0	0.0	0.0	0.0	0.0	0.0	0.0	0.0	0.0	1.1
		처리방법	매 립	0.0	0.0	0.0							0.0																						0.0
			소 각	56.4	56.4	45.8		23.2	3.0	5.1	14.5		10.6	1.2		3.7	5.7																		0.0
			재활용	4.0	0.0	0.0							0.0					2.9	0.7	0.1	0.1	0.9	1.1	0.0	0.0	0.0	0.0	0.0	0.0	0.0	0.0	0.0	0.0	0.0	1.1

(단위:톤/일)

구 분		발생량 및 처리현황		총계	종량제에 의한 혼합배출													재활용가능자원 분리배출																	남은 음식물류 배출(분리배출 지역일 경우)
					소계	가 연 성							불 연 성					소계	종이류	유리병류	캔류	합성수지류	플라스틱류	전자제품	전지류	타이어	윤활유	형광등	고철류	의류	영농폐기물	가구류	폐식용유	기타	
시도	시군구					소계	음식물채소류	종이류	나무류	고무피혁류	플라스틱류	기타	소계	유리류	금속류	토사류	기타																		
경기	안성시	발생량		139.3	119.3	68.2	0.0	0.0	57.1	0.0	0.0	11.1	51.1	0.0	0.0	11.1	40.0	16.6	0.1	9.6	0.0	0.0	1.0	0.0	0.0	0.0	0.0	0.0	0.0	0.0	0.0	0.0	0.0	5.9	3.4
		처리방법	매 립	51.1	51.1	0.0							51.1			11.1	40.0																		0.0
			소 각	10.2	10.2	10.2			4.2			6.0	0.0																						0.0
			재활용	78.0	58.0	58.0			52.9			5.1	0.0					16.6	0.1	9.6	0.0	0.0	1.0	0.0	0.0	0.0	0.0	0.0	0.0	0.0	0.0	0.0	0.0	5.9	3.4
	김포시	발생량		68.2	67.0	38.9	0.0	0.0	4.5	0.0	32.9	1.5	28.1	0.1	0.0	20.3	7.7	0.0	0.0	0.0	0.0	0.0	0.0	0.0	0.0	0.0	0.0	0.0	0.0	0.0	0.0	0.0	0.0	0.0	1.2
		처리방법	매 립	2.3	2.3	0.0							2.3	0.1			2.2																		0.0
			소 각	8.9	8.9	8.9					7.8	1.1	0.0																						0.0
			재활용	57.0	55.8	30.0			4.5		25.1	0.4	25.8			20.3	5.5	0.0	0.0	0.0	0.0	0.0	0.0	0.0	0.0	0.0	0.0	0.0	0.0	0.0	0.0	0.0	0.0	0.0	1.2
	화성시	발생량		46.3	7.0	5.3	0.0	0.0	0.0	0.0	1.2	4.1	1.7	0.0	0.0	0.0	1.7	38.3	0.0	0.0	0.0	38.3	0.0	0.0	0.0	0.0	0.0	0.0	0.0	0.0	0.0	0.0	0.0	0.0	1.0
		처리방법	매 립	1.7	1.7	0.0							1.7				1.7																		0.0
			소 각	5.3	5.3	5.3					1.2	4.1	0.0																						0.0
			재활용	39.3	0.0	0.0							0.0					38.3	0.0	0.0	0.0	38.3	0.0	0.0	0.0	0.0	0.0	0.0	0.0	0.0	0.0	0.0	0.0	0.0	1.0
	광주시	발생량		38.3	26.0	17.3	0.0	0.0	12.0	0.0	1.8	3.5	8.7	0.0	0.0	1.5	7.2	12.3	2.5	0.4	0.8	0.0	0.3	1.3	0.0	0.0	0.0	0.0	0.8	4.0	0.0	0.0	0.0	2.2	0.0
		처리방법	매 립	6.0	6.0	0.0							6.0				6.0																		0.0
			소 각	2.0	2.0	2.0						2.0	0.0																						0.0
			재활용	30.3	18.0	15.3			12.0		1.8	1.5	2.7			1.5	1.2	12.3	2.5	0.4	0.8	0.0	0.3	1.3	0.0	0.0	0.0	0.0	0.8	4.0	0.0	0.0	0.0	2.2	0.0
	양주시	발생량		77.0	25.7	12.5	0.0	0.0	4.1	0.5	7.9	0.0	13.2	0.0	0.0	8.0	5.2	50.8	0.0	0.0	0.0	9.3	0.0	0.0	0.0	0.0	0.0	0.0	0.0	0.9	0.0	0.0	0.0	40.6	0.5
		처리방법	매 립	0.0	0.0	0.0							0.0																						0.0
			소 각	3.0	3.0	3.0			1.5	0.5	1.0		0.0																						0.0
			재활용	74.0	22.7	9.5			2.6		6.9		13.2			8.0	5.2	50.8	0.0	0.0	0.0	9.3	0.0	0.0	0.0	0.0	0.0	0.0	0.0	0.9	0.0	0.0	0.0	40.6	0.5
	포천시	발생량		11.2	9.2	7.7	0.0	0.0	3.6	0.0	1.9	2.2	1.5	0.3	0.0	0.3	0.9	0.3	0.0	0.0	0.0	0.2	0.1	0.0	0.0	0.0	0.0	0.0	0.0	0.0	0.0	0.0	0.0	0.0	1.7
		처리방법	매 립	0.9	0.9	0.0	0.0	0.0	0.0	0.0	0.0	0.0	0.9	0.3	0.0	0.3	0.3																		0.0
			소 각	0.8	0.7	0.7	0.0	0.0	0.0	0.0	0.5	0.2	0.0	0.0	0.0	0.0	0.0																		0.1
			재활용	9.5	7.6	7.0	0.0	0.0	3.6	0.0	1.4	2.0	0.6	0.0	0.0	0.0	0.6	0.3	0.0	0.0	0.0	0.2	0.1	0.0	0.0	0.0	0.0	0.0	0.0	0.0	0.0	0.0	0.0	0.0	1.6
	여주시	발생량		21.1	15.3	15.3	0.0	0.0	15.0	0.0	0.3	0.0	0.0	0.0	0.0	0.0	0.0	3.6	0.0	0.0	0.0	3.5	0.0	0.0	0.0	0.0	0.0	0.0	0.0	0.0	0.0	0.0	0.1	0.0	2.2
		처리방법	매 립	0.0	0.0	0.0							0.0																						0.0
			소 각	0.3	0.3	0.3					0.3		0.0																						0.0
			재활용	20.8	15.0	15.0			15.0				0.0					3.6	0.0	0.0	0.0	3.5	0.0	0.0	0.0	0.0	0.0	0.0	0.0	0.0	0.0	0.0	0.1	0.0	2.2
	연천군	발생량		0.0	0.0	0.0	0.0	0.0	0.0	0.0	0.0	0.0	0.0	0.0	0.0	0.0	0.0	0.0	0.0	0.0	0.0	0.0	0.0	0.0	0.0	0.0	0.0	0.0	0.0	0.0	0.0	0.0	0.0	0.0	0.0
		처리방법	매 립	0.0	0.0	0.0							0.0																						0.0
			소 각	0.0	0.0	0.0							0.0																						0.0
			재활용	0.0	0.0	0.0							0.0					0.0	0.0	0.0	0.0	0.0	0.0	0.0	0.0	0.0	0.0	0.0	0.0	0.0	0.0	0.0	0.0	0.0	0.0
	가평군	발생량		5.0	1.1	0.0	0.0	0.0	0.0	0.0	0.0	0.0	1.1	0.0	0.0	0.0	1.1	3.2	0.0	0.0	0.0	0.1	0.0	0.0	0.0	0.0	0.0	0.0	0.0	0.0	0.0	0.0	0.0	3.1	0.7
		처리방법	매 립	1.1	1.1	0.0							1.1				1.1																		0.0
			소 각	0.0	0.0	0.0							0.0																						0.0
			재활용	3.9	0.0	0.0							0.0					3.2	0.0	0.0	0.0	0.1	0.0	0.0	0.0	0.0	0.0	0.0	0.0	0.0	0.0	0.0	0.0	3.1	0.7
	양평군	발생량		1.9	0.0	0.0	0.0	0.0	0.0	0.0	0.0	0.0	0.0	0.0	0.0	0.0	0.0	1.4	0.4	0.5	0.2	0.1	0.2	0.0	0.0	0.0	0.0	0.0	0.0	0.0	0.0	0.0	0.0	0.0	0.5
		처리방법	매 립	0.0	0.0	0.0							0.0																						0.0
			소 각	0.0	0.0	0.0							0.0																						0.0
			재활용	1.9	0.0	0.0							0.0					1.4	0.4	0.5	0.2	0.1	0.2	0.0	0.0	0.0	0.0	0.0	0.0	0.0	0.0	0.0	0.0	0.0	0.5
강원	소계	발생량		266.2	199.0	137.3	0.3	23.1	12.6	1.0	12.4	87.9	61.7	3.8	2.9	18.7	36.3	31.1	4.2	0.6	0.1	7.7	0.4	0.0	0.0	0.3	0.0	0.0	0.1	0.2	0.0	1.0	0.0	16.5	36.1
		처리방법	매 립	111.1	110.8	58.8	0.1	16.4	2.1	0.8	11.9	27.5	52.0	3.8	2.9	9.3	36.0	0.0	0.0	0.0	0.0	0.0	0.0	0.0	0.0	0.0	0.0	0.0	0.0	0.0	0.0	0.0	0.0	0.0	0.3
			소 각	61.6	60.9	60.9	0.2	5.9	0.3	0.0	0.5	54.0	0.0	0.0	0.0	0.0	0.0	0.0	0.0	0.0	0.0	0.0	0.0	0.0	0.0	0.0	0.0	0.0	0.0	0.0	0.0	0.0	0.0	0.0	0.7
			재활용	93.5	27.3	17.6	0.0	0.8	10.2	0.2	0.0	6.4	9.7	0.0	0.0	9.4	0.3	31.1	4.2	0.6	0.1	7.7	0.4	0.0	0.0	0.3	0.0	0.0	0.1	0.2	0.0	1.0	0.0	16.5	35.1
	춘천시	발생량		56.0	43.9	40.0	0.0	0.0	0.0	0.0	0.0	40.0	3.9	0.0	0.0	3.9	0.0	9.6	1.1	0.0	0.0	0.2	0.0	0.0	0.0	0.3	0.0	0.0	0.0	0.2	0.0	0.0	0.0	7.8	2.5
		처리방법	매 립	3.9	3.9	0.0							3.9			3.9																			0.0
			소 각	40.0	40.0	40.0						40.0	0.0																						0.0
			재활용	12.1	0.0	0.0							0.0					9.6	1.1	0.0	0.0	0.2	0.0	0.0	0.0	0.3	0.0	0.0	0.0	0.2	0.0	0.0	0.0	7.8	2.5

(단위:톤/일)

구 분		발생량 및 처리현황		총계	종량제에 의한 혼합배출													재활용가능자원 분리배출																	남은 음식물류 배출(분리배출 지역일 경우)
					소계	가 연 성							불 연 성					소계	종이류	유리병류	캔류	합성수지류	플라스틱류	전자제품	전지류	타이어	윤활유	형광등	고철류	의류	영농폐기물	가구류	폐식용유	기타	
시도	시군구					소계	음식물채소류	종이류	나무류	고무피혁류	플라스틱류	기타	소계	유리류	금속류	토사류	기타																		
강원	원주시	발생량		40.2	36.2	15.8	0.0	0.2	0.0	0.4	0.8	14.4	20.4	0.3	0.0	0.0	20.1	0.0	0.0	0.0	0.0	0.0	0.0	0.0	0.0	0.0	0.0	0.0	0.0	0.0	0.0	0.0	0.0	0.0	4.0
		처리방법	매 립	36.2	36.2	15.8		0.2		0.4	0.8	14.4	20.4	0.3			20.1																		0.0
			소 각	0.0	0.0	0.0							0.0																						0.0
			재활용	4.0	0.0	0.0							0.0					0.0	0.0	0.0	0.0	0.0	0.0	0.0	0.0	0.0	0.0	0.0	0.0	0.0	0.0	0.0	0.0	0.0	4.0
	강릉시	발생량		50.9	45.7	36.6	0.0	15.7	1.9	0.3	10.9	7.8	9.1	2.9	2.6	0.4	3.2	0.0	0.0	0.0	0.0	0.0	0.0	0.0	0.0	0.0	0.0	0.0	0.0	0.0	0.0	0.0	0.0	0.0	5.2
		처리방법	매 립	45.7	45.7	36.6		15.7	1.9	0.3	10.9	7.8	9.1	2.9	2.6	0.4	3.2																		0.0
			소 각	0.0	0.0	0.0							0.0																						0.0
			재활용	5.2	0.0	0.0							0.0					0.0	0.0	0.0	0.0	0.0	0.0	0.0	0.0	0.0	0.0	0.0	0.0	0.0	0.0	0.0	0.0	0.0	5.2
	동해시	발생량		13.3	0.1	0.1	0.0	0.1	0.0	0.0	0.0	0.0	0.0	0.0	0.0	0.0	0.0	0.0	0.0	0.0	0.0	0.0	0.0	0.0	0.0	0.0	0.0	0.0	0.0	0.0	0.0	0.0	0.0	0.0	13.2
		처리방법	매 립	0.1	0.1	0.1	0.0	0.1	0.0	0.0	0.0	0.0	0.0																						0.0
			소 각	0.0	0.0	0.0							0.0																						0.0
			재활용	13.2	0.0	0.0							0.0					0.0	0.0	0.0	0.0	0.0	0.0	0.0	0.0	0.0	0.0	0.0	0.0	0.0	0.0	0.0	0.0	0.0	13.2
	태백시	발생량		13.9	13.9	1.3	0.0	0.5	0.7	0.0	0.0	0.1	12.6	0.0	0.0	12.1	0.5	0.0	0.0	0.0	0.0	0.0	0.0	0.0	0.0	0.0	0.0	0.0	0.0	0.0	0.0	0.0	0.0	0.0	0.0
		처리방법	매 립	3.2	3.2	0.0							3.2			2.7	0.5																		0.0
			소 각	0.1	0.1	0.1		0.1					0.0																						0.0
			재활용	10.6	10.6	1.2		0.4	0.7			0.1	9.4			9.4		0.0	0.0	0.0	0.0	0.0	0.0	0.0	0.0	0.0	0.0	0.0	0.0	0.0	0.0	0.0	0.0	0.0	0.0
	속초시	발생량		2.2	0.0	0.0	0.0	0.0	0.0	0.0	0.0	0.0	0.0	0.0	0.0	0.0	0.0	1.6	0.0	0.0	0.0	0.2	0.0	0.0	0.0	0.0	0.0	0.0	0.0	0.0	0.0	1.0	0.0	0.4	0.6
		처리방법	매 립	0.0	0.0	0.0							0.0																						0.0
			소 각	0.0	0.0	0.0							0.0																						0.0
			재활용	2.2	0.0	0.0							0.0					1.6	0.0	0.0	0.0	0.2	0.0	0.0	0.0	0.0	0.0	0.0	0.0	0.0	0.0	1.0	0.0	0.4	0.6
	삼척시	발생량		9.8	8.2	6.2	0.0	0.6	0.0	0.2	0.1	5.3	2.0	0.0	0.1	0.4	1.5	1.5	0.1	0.0	0.0	0.1	0.0	0.0	0.0	0.0	0.0	0.0	0.0	0.0	0.0	0.0	0.0	1.3	0.1
		처리방법	매 립	6.4	6.4	4.7		0.3			0.1	4.3	1.7		0.1	0.4	1.2																		0.0
			소 각	0.0	0.0	0.0							0.0																						0.0
			재활용	3.4	1.8	1.5		0.3		0.2		1.0	0.3				0.3	1.5	0.1	0.0	0.0	0.1	0.0	0.0	0.0	0.0	0.0	0.0	0.0	0.0	0.0	0.0	0.0	1.3	0.1
	홍천군	발생량		1.6	0.0	0.0	0.0	0.0	0.0	0.0	0.0	0.0	0.0	0.0	0.0	0.0	0.0	1.6	1.3	0.2	0.0	0.0	0.1	0.0	0.0	0.0	0.0	0.0	0.0	0.0	0.0	0.0	0.0	0.0	0.0
		처리방법	매 립	0.0	0.0	0.0							0.0																						0.0
			소 각	0.0	0.0	0.0							0.0																						0.0
			재활용	1.6	0.0	0.0							0.0					1.6	1.3	0.2	0.0	0.0	0.1	0.0	0.0	0.0	0.0	0.0	0.0	0.0	0.0	0.0	0.0	0.0	0.0
	횡성군	발생량		10.1	9.4	2.0	0.0	0.5	0.0	0.0	0.0	1.5	7.4	0.0	0.0	0.1	7.3	0.0	0.0	0.0	0.0	0.0	0.0	0.0	0.0	0.0	0.0	0.0	0.0	0.0	0.0	0.0	0.0	0.0	0.7
		처리방법	매 립	7.4	7.4	0.0							7.4			0.1	7.3																		0.0
			소 각	2.0	2.0	2.0		0.5				1.5	0.0																						0.0
			재활용	0.7	0.0	0.0							0.0					0.0	0.0	0.0	0.0	0.0	0.0	0.0	0.0	0.0	0.0	0.0	0.0	0.0	0.0	0.0	0.0	0.0	0.7
	영월군	발생량		8.7	8.5	8.4	0.0	0.0	7.6	0.0	0.0	0.8	0.1	0.0	0.0	0.1	0.0	0.0	0.0	0.0	0.0	0.0	0.0	0.0	0.0	0.0	0.0	0.0	0.0	0.0	0.0	0.0	0.0	0.0	0.2
		처리방법	매 립	0.1	0.1	0.0							0.1			0.1																			0.0
			소 각	0.0	0.0	0.0							0.0																						0.0
			재활용	8.6	8.4	8.4			7.6			0.8	0.0					0.0	0.0	0.0	0.0	0.0	0.0	0.0	0.0	0.0	0.0	0.0	0.0	0.0	0.0	0.0	0.0	0.0	0.2
	평창군	발생량		12.9	9.7	7.8	0.0	3.3	1.1	0.0	0.1	3.3	1.9	0.1	0.0	1.2	0.6	0.0	0.0	0.0	0.0	0.0	0.0	0.0	0.0	0.0	0.0	0.0	0.0	0.0	0.0	0.0	0.0	0.0	3.2
		처리방법	매 립	1.9	1.9	0.0							1.9	0.1		1.2	0.6																		0.0
			소 각	6.7	6.7	6.7		3.3			0.1	3.3	0.0																						0.0
			재활용	4.3	1.1	1.1			1.1				0.0					0.0	0.0	0.0	0.0	0.0	0.0	0.0	0.0	0.0	0.0	0.0	0.0	0.0	0.0	0.0	0.0	0.0	3.2
	정선군	발생량		13.5	5.8	5.1	0.0	0.0	0.8	0.0	0.0	4.3	0.7	0.2	0.0	0.5	0.0	5.1	0.0	0.0	0.0	5.1	0.0	0.0	0.0	0.0	0.0	0.0	0.0	0.0	0.0	0.0	0.0	0.0	2.6
		처리방법	매 립	0.7	0.7	0.0							0.7	0.2		0.5																			0.0
			소 각	0.0	0.0	0.0							0.0																						0.0
			재활용	12.8	5.1	5.1			0.8			4.3	0.0					5.1	0.0	0.0	0.0	5.1	0.0	0.0	0.0	0.0	0.0	0.0	0.0	0.0	0.0	0.0	0.0	0.0	2.6
	철원군	발생량		0.8	0.0	0.0	0.0	0.0	0.0	0.0	0.0	0.0	0.0	0.0	0.0	0.0	0.0	0.0	0.0	0.0	0.0	0.0	0.0	0.0	0.0	0.0	0.0	0.0	0.0	0.0	0.0	0.0	0.0	0.0	0.8
		처리방법	매 립	0.0	0.0	0.0							0.0																						0.0
			소 각	0.0	0.0	0.0							0.0																						0.0
			재활용	0.8	0.0	0.0							0.0					0.0	0.0	0.0	0.0	0.0	0.0	0.0	0.0	0.0	0.0	0.0	0.0	0.0	0.0	0.0	0.0	0.0	0.8

(단위:톤/일)

구 분		발생량 및 처리현황		총계	종량제에 의한 혼합배출													재활용가능자원 분리배출																	남은 음식물류 배출(분리배출 지역일 경우)
					소계	가 연 성							불 연 성					소계	종이류	유리병류	캔류	합성수지류	플라스틱류	전자제품	전지류	타이어	윤활유	형광등	고철류	의류	영농폐기물	가구류	폐식용유	기타	
시도	시군구					소계	음식물채소류	종이류	나무류	고무피혁류	플라스틱류	기타	소계	유리류	금속류	토사류	기타																		
강원	화천군	발생량		0.2	0.0	0.0	0.0	0.0	0.0	0.0	0.0	0.0	0.0	0.0	0.0	0.0	0.0	0.0	0.0	0.0	0.0	0.0	0.0	0.0	0.0	0.0	0.0	0.0	0.0	0.0	0.0	0.0	0.0	0.0	0.2
		처리방법	매 립	0.2	0.0	0.0							0.0																						0.2
			소 각	0.0	0.0	0.0							0.0																						0.0
			재활용	0.0	0.0	0.0							0.0					0.0	0.0	0.0	0.0	0.0	0.0	0.0	0.0	0.0	0.0	0.0	0.0	0.0	0.0	0.0	0.0	0.0	0.0
	양구군	발생량		0.3	0.0	0.0	0.0	0.0	0.0	0.0	0.0	0.0	0.0	0.0	0.0	0.0	0.0	0.0	0.0	0.0	0.0	0.0	0.0	0.0	0.0	0.0	0.0	0.0	0.0	0.0	0.0	0.0	0.0	0.0	0.3
		처리방법	매 립	0.0	0.0	0.0							0.0																						0.0
			소 각	0.0	0.0	0.0							0.0																						0.0
			재활용	0.3	0.0	0.0							0.0					0.0	0.0	0.0	0.0	0.0	0.0	0.0	0.0	0.0	0.0	0.0	0.0	0.0	0.0	0.0	0.0	0.0	0.3
	인제군	발생량		6.2	4.7	3.9	0.1	1.0	0.5	0.1	0.1	2.1	0.8	0.1	0.2	0.0	0.5	1.1	0.4	0.2	0.1	0.1	0.2	0.0	0.0	0.0	0.0	0.0	0.1	0.0	0.0	0.0	0.0	0.0	0.4
		처리방법	매 립	2.5	2.4	1.6	0.1	0.1	0.2	0.1	0.1	1.0	0.8	0.1	0.2		0.5																			0.1
			소 각	2.0	2.0	2.0		0.8	0.3			0.9	0.0																						0.0
			재활용	1.7	0.3	0.3		0.1				0.2	0.0					1.1	0.4	0.2	0.1	0.1	0.2	0.0	0.0	0.0	0.0	0.0	0.1	0.0	0.0	0.0	0.0	0.0	0.3
	고성군	발생량		21.7	9.9	7.5	0.0	0.0	0.0	0.0	0.0	7.5	2.4	0.0	0.0	0.0	2.4	10.0	1.0	0.0	0.0	2.0	0.0	0.0	0.0	0.0	0.0	0.0	0.0	0.0	0.0	0.0	0.0	7.0	1.8
		처리방법	매 립	2.4	2.4	0.0							2.4				2.4																		0.0
			소 각	8.2	7.5	7.5						7.5	0.0																						0.7
			재활용	11.1	0.0	0.0							0.0					10.0	1.0	0.0	0.0	2.0	0.0	0.0	0.0	0.0	0.0	0.0	0.0	0.0	0.0	0.0	0.0	7.0	1.1
	양양군	발생량		3.9	3.0	2.6	0.2	1.2	0.0	0.0	0.4	0.8	0.4	0.2	0.0	0.0	0.2	0.6	0.3	0.2	0.0	0.0	0.1	0.0	0.0	0.0	0.0	0.0	0.0	0.0	0.0	0.0	0.0	0.0	0.3
		처리방법	매 립	0.4	0.4	0.0							0.4	0.2			0.2																		0.0
			소 각	2.6	2.6	2.6	0.2	1.2			0.4	0.8	0.0																						0.0
			재활용	0.9	0.0	0.0							0.0					0.6	0.3	0.2	0.0	0.0	0.1	0.0	0.0	0.0	0.0	0.0	0.0	0.0	0.0	0.0	0.0	0.0	0.3
충북	소계	발생량		185.1	58.3	31.0	2.9	0.7	5.8	1.0	7.4	13.2	27.3	0.2	0.0	11.2	15.9	99.2	4.9	1.5	0.9	30.2	7.1	0.0	0.0	0.0	0.0	0.0	0.6	1.2	0.0	0.4	0.1	52.3	27.6
		처리방법	매 립	2.7	1.3	0.5	0.0	0.0	0.3	0.0	0.0	0.2	0.8	0.0	0.0	0.0	0.8	0.0	0.0	0.0	0.0	0.0	0.0	0.0	0.0	0.0	0.0	0.0	0.0	0.0	0.0	0.0	0.0	0.0	1.4
			소 각	33.0	33.0	21.2	0.0	0.7	1.0	0.9	6.7	11.9	11.8	0.0	0.0	0.0	11.8	0.0	0.0	0.0	0.0	0.0	0.0	0.0	0.0	0.0	0.0	0.0	0.0	0.0	0.0	0.0	0.0	0.0	0.0
			재활용	149.4	24.0	9.3	2.9	0.0	4.5	0.1	0.7	1.1	14.7	0.2	0.0	11.2	3.3	99.2	4.9	1.5	0.9	30.2	7.1	0.0	0.0	0.0	0.0	0.0	0.6	1.2	0.0	0.4	0.1	52.3	26.2
	청주시	발생량		83.1	51.0	27.1	2.8	0.0	4.8	1.0	5.7	12.8	23.9	0.2	0.0	11.1	12.6	20.9	0.0	0.2	0.0	0.1	0.8	0.0	0.0	0.0	0.0	0.0	0.0	0.0	0.0	0.0	0.1	19.7	11.2
		처리방법	매 립	0.3	0.3	0.2	0.0	0.0	0.0	0.0	0.0	0.2	0.1	0.0	0.0	0.0	0.1																		0.0
			소 각	29.9	29.9	18.1	0.0	0.0	0.7	0.9	5.0	11.5	11.8	0.0	0.0	0.0	11.8																		0.0
			재활용	52.9	20.8	8.8	2.8	0.0	4.1	0.1	0.7	1.1	12.0	0.2	0.0	11.1	0.7	20.9	0.0	0.2	0.0	0.1	0.8	0.0	0.0	0.0	0.0	0.0	0.0	0.0	0.0	0.0	0.1	19.7	11.2
	충주시	발생량		0.3	0.0	0.0	0.0	0.0	0.0	0.0	0.0	0.0	0.0	0.0	0.0	0.0	0.0	0.0	0.0	0.0	0.0	0.0	0.0	0.0	0.0	0.0	0.0	0.0	0.0	0.0	0.0	0.0	0.0	0.0	0.3
		처리방법	매 립	0.0	0.0	0.0							0.0																						0.0
			소 각	0.0	0.0	0.0							0.0																						0.0
			재활용	0.3	0.0	0.0							0.0					0.0	0.0	0.0	0.0	0.0	0.0	0.0	0.0	0.0	0.0	0.0	0.0	0.0	0.0	0.0	0.0	0.0	0.3
	제천시	발생량		2.2	0.0	0.0	0.0	0.0	0.0	0.0	0.0	0.0	0.0	0.0	0.0	0.0	0.0	0.0	0.0	0.0	0.0	0.0	0.0	0.0	0.0	0.0	0.0	0.0	0.0	0.0	0.0	0.0	0.0	0.0	2.2
		처리방법	매 립	0.0	0.0	0.0							0.0																						0.0
			소 각	0.0	0.0	0.0							0.0																						0.0
			재활용	2.2	0.0	0.0	0.0						0.0					0.0	0.0	0.0	0.0	0.0	0.0	0.0	0.0	0.0	0.0	0.0	0.0	0.0	0.0	0.0	0.0	0.0	2.2
	청원군	발생량		31.2	0.0	0.0	0.0	0.0	0.0	0.0	0.0	0.0	0.0	0.0	0.0	0.0	0.0	28.2	4.2	1.0	0.7	12.1	5.9	0.0	0.0	0.0	0.0	0.0	0.0	0.0	0.0	0.0	0.0	4.3	3.0
		처리방법	매 립	0.0	0.0	0.0							0.0																						0.0
			소 각	0.0	0.0	0.0							0.0																						0.0
			재활용	31.2	0.0	0.0							0.0					28.2	4.2	1.0	0.7	12.1	5.9	0.0	0.0	0.0	0.0	0.0	0.0	0.0	0.0	0.0	0.0	4.3	3.0
	보은군	발생량		1.6	1.0	0.5	0.0	0.1	0.1	0.0	0.2	0.1	0.5	0.0	0.0	0.0	0.5	0.4	0.1	0.1	0.0	0.0	0.1	0.0	0.0	0.0	0.0	0.0	0.1	0.0	0.0	0.0	0.0	0.0	0.2
		처리방법	매 립	0.5	0.5	0.0							0.5				0.5																		0.0
			소 각	0.5	0.5	0.5		0.1	0.1		0.2	0.1	0.0																						0.0
			재활용	0.6	0.0	0.0							0.0		0.0		0.0	0.4	0.1	0.1	0.0	0.0	0.1	0.0	0.0	0.0	0.0	0.0	0.1	0.0	0.0	0.0	0.0	0.0	0.2
	옥천군	발생량		2.2	1.0	0.8	0.0	0.2	0.0	0.0	0.4	0.2	0.2	0.0	0.0	0.0	0.2	0.8	0.3	0.1	0.1	0.0	0.1	0.0	0.0	0.0	0.0	0.0	0.2	0.0	0.0	0.0	0.0	0.0	0.4
		처리방법	매 립	0.2	0.2	0.0							0.2				0.2																		0.0
			소 각	0.8	0.8	0.8		0.2			0.4	0.2	0.0																						0.0
			재활용	1.2	0.0	0.0							0.0					0.8	0.3	0.1	0.1	0.0	0.1	0.0	0.0	0.0	0.0	0.0	0.2	0.0	0.0	0.0	0.0	0.0	0.4

(단위:톤/일)

구 분		발생량 및 처리현황		총계	종량제에 의한 혼합배출													재활용가능자원 분리배출																	남은 음식물류 배출(분리배출 지역일 경우)
					소계	가 연 성							불 연 성					소계	종이류	유리병류	캔류	합성수지류	플라스틱류	전자제품	전지류	타이어	윤활유	형광등	고철류	의류	영농폐기물	가구류	폐식용유	기타	
시도	시군구					소계	음식물채소류	종이류	나무류	고무피혁류	플라스틱류	기타	소계	유리류	금속류	토사류	기타																		
충북	영동군	발생량		1.3	0.2	0.2	0.0	0.1	0.0	0.0	0.1	0.0	0.0	0.0	0.0	0.0	0.0	0.6	0.2	0.0	0.1	0.1	0.1	0.0	0.0	0.0	0.0	0.0	0.1	0.0	0.0	0.0	0.0	0.0	0.5
		처리방법	매 립	0.0	0.0	0.0							0.0																						0.0
			소 각	0.2	0.2	0.2		0.1			0.1		0.0																						0.0
			재활용	1.1	0.0	0.0	0.0						0.0					0.6	0.2	0.0	0.1	0.1	0.1	0.0	0.0	0.0	0.0	0.0	0.1	0.0	0.0	0.0	0.0	0.0	0.5
	증평군	발생량		8.1	3.3	0.6	0.1	0.0	0.4	0.0	0.0	0.1	2.7	0.0	0.0	0.1	2.6	4.2	0.0	0.0	0.0	0.9	0.0	0.0	0.0	0.0	0.0	0.0	0.0	0.0	0.0	0.4	0.0	2.9	0.6
		처리방법	매 립	0.0	0.0	0.0	0.0	0.0	0.0	0.0	0.0	0.0	0.0	0.0	0.0	0.0	0.0																		0.0
			소 각	0.1	0.1	0.1	0.0	0.0	0.0	0.0	0.0	0.1	0.0	0.0	0.0	0.0	0.0																		0.0
			재활용	8.0	3.2	0.5	0.1	0.0	0.4	0.0	0.0	0.0	2.7	0.0	0.0	0.1	2.6	4.2	0.0	0.0	0.0	0.9	0.0	0.0	0.0	0.0	0.0	0.0	0.0	0.0	0.0	0.4	0.0	2.9	0.6
	진천군	발생량		29.3	0.0	0.0	0.0	0.0	0.0	0.0	0.0	0.0	0.0	0.0	0.0	0.0	0.0	28.5	0.0	0.0	0.0	17.0	0.0	0.0	0.0	0.0	0.0	0.0	0.0	1.2	0.0	0.0	0.0	10.3	0.8
		처리방법	매 립	0.0	0.0	0.0							0.0																						0.0
			소 각	0.0	0.0	0.0							0.0																						0.0
			재활용	29.3	0.0	0.0							0.0					28.5	0.0	0.0	0.0	17.0	0.0	0.0	0.0	0.0	0.0	0.0	0.0	1.2	0.0	0.0	0.0	10.3	0.8
	괴산군	발생량		18.8	0.4	0.4	0.0	0.0	0.4	0.0	0.0	0.0	0.0	0.0	0.0	0.0	0.0	15.6	0.1	0.1	0.0	0.0	0.1	0.0	0.0	0.0	0.0	0.0	0.2	0.0	0.0	0.0	0.0	15.1	2.8
		처리방법	매 립	1.7	0.3	0.3			0.3				0.0																						1.4
			소 각	0.1	0.1	0.1			0.1				0.0																						0.0
			재활용	17.0	0.0	0.0							0.0					15.6	0.1	0.1	0.0	0.0	0.1	0.0	0.0	0.0	0.0	0.0	0.2	0.0	0.0	0.0	0.0	15.1	1.4
	음성군	발생량		4.5	0.0	0.0	0.0	0.0	0.0	0.0	0.0	0.0	0.0	0.0	0.0	0.0	0.0	0.0	0.0	0.0	0.0	0.0	0.0	0.0	0.0	0.0	0.0	0.0	0.0	0.0	0.0	0.0	0.0	0.0	4.5
		처리방법	매 립	0.0	0.0	0.0							0.0																						0.0
			소 각	0.0	0.0	0.0							0.0																						0.0
			재활용	4.5	0.0	0.0							0.0					0.0	0.0	0.0	0.0	0.0	0.0	0.0	0.0	0.0	0.0	0.0	0.0	0.0	0.0	0.0	0.0	0.0	4.5
	단양군	발생량		2.5	1.4	1.4	0.0	0.3	0.1	0.0	1.0	0.0	0.0	0.0	0.0	0.0	0.0	0.0	0.0	0.0	0.0	0.0	0.0	0.0	0.0	0.0	0.0	0.0	0.0	0.0	0.0	0.0	0.0	0.0	1.1
		처리방법	매 립	0.0	0.0	0.0							0.0																						0.0
			소 각	1.4	1.4	1.4		0.3	0.1		1.0		0.0																						0.0
			재활용	1.1	0.0	0.0							0.0					0.0	0.0	0.0	0.0	0.0	0.0	0.0	0.0	0.0	0.0	0.0	0.0	0.0	0.0	0.0	0.0	0.0	1.1
충남	소계	발생량		515.8	122.6	88.4	12.7	5.0	15.6	1.9	39.1	14.1	34.2	1.5	2.4	7.2	23.1	313.8	3.9	13.1	3.3	61.4	7.8	0.0	0.0	0.5	0.3	0.0	168.4	0.1	0.0	0.0	0.2	54.8	79.4
		처리방법	매 립	21.8	20.3	6.3	0.2	0.8	0.1	0.4	3.7	1.1	14.0	1.2	1.4	4.3	7.1	0.0	0.0	0.0	0.0	0.0	0.0	0.0	0.0	0.0	0.0	0.0	0.0	0.0	0.0	0.0	0.0	0.0	1.5
			소 각	51.1	50.4	50.4	3.6	3.2	1.3	1.5	27.9	12.9	0.0	0.0	0.0	0.0	0.0	0.0	0.0	0.0	0.0	0.0	0.0	0.0	0.0	0.0	0.0	0.0	0.0	0.0	0.0	0.0	0.0	0.0	0.7
			재활용	442.9	51.9	31.7	8.9	1.0	14.2	0.0	7.5	0.1	20.2	0.3	1.0	2.9	16.0	313.8	3.9	13.1	3.3	61.4	7.8	0.0	0.0	0.5	0.3	0.0	168.4	0.1	0.0	0.0	0.2	54.8	77.2
	천안시	발생량		272.6	0.0	0.0	0.0	0.0	0.0	0.0	0.0	0.0	0.0	0.0	0.0	0.0	0.0	237.5	0.3	10.3	0.2	41.8	0.0	0.0	0.0	0.4	0.0	0.0	162.3	0.0	0.0	0.0	0.0	22.2	35.1
		처리방법	매 립	0.0	0.0	0.0							0.0																						0.0
			소 각	0.0	0.0	0.0							0.0																						0.0
			재활용	272.6	0.0	0.0							0.0					237.5	0.3	10.3	0.2	41.8	0.0	0.0	0.0	0.4	0.0	0.0	162.3	0.0	0.0	0.0	0.0	22.2	35.1
	공주시	발생량		19.8	3.7	3.0	0.0	0.0	0.0	0.0	0.0	3.0	0.7	0.0	0.0	0.0	0.7	12.4	0.6	0.3	0.3	0.2	0.2	0.0	0.0	0.0	0.2	0.0	0.3	0.0	0.0	0.0	0.0	10.3	3.7
		처리방법	매 립	0.7	0.7	0.0							0.7				0.7																		0.0
			소 각	3.7	3.0	3.0						3.0	0.0																						0.7
			재활용	15.4	0.0	0.0							0.0					12.4	0.6	0.3	0.3	0.2	0.2	0.0	0.0	0.0	0.2	0.0	0.3	0.0	0.0	0.0	0.0	10.3	3.0
	보령시	발생량		12.8	6.3	5.7	0.0	2.7	0.2	0.1	1.7	1.0	0.6	0.2	0.2	0.1	0.1	2.5	1.1	0.4	0.1	0.2	0.5	0.0	0.0	0.0	0.0	0.0	0.1	0.0	0.0	0.0	0.0	0.1	4.0
		처리방법	매 립	2.3	2.3	1.7		0.8	0.1	0.0	0.5	0.3	0.6	0.2	0.2	0.1	0.1																		0.0
			소 각	4.0	4.0	4.0		1.9	0.1	0.1	1.2	0.7	0.0																						0.0
			재활용	6.5	0.0	0.0							0.0					2.5	1.1	0.4	0.1	0.2	0.5	0.0	0.0	0.0	0.0	0.0	0.1	0.0	0.0	0.0	0.0	0.1	4.0
	아산시	발생량		54.8	25.2	19.1	0.0	0.0	5.8	0.0	11.3	2.0	6.1	0.8	1.2	0.0	4.1	1.3	0.0	0.0	0.0	1.3	0.0	0.0	0.0	0.0	0.0	0.0	0.0	0.0	0.0	0.0	0.0	0.0	28.3
		처리방법	매 립	6.1	6.1	0.0							6.1	0.8	1.2		4.1																		0.0
			소 각	13.3	13.3	13.3					11.3	2.0	0.0																						0.0
			재활용	35.4	5.8	5.8			5.8				0.0					1.3	0.0	0.0	0.0	1.3	0.0	0.0	0.0	0.0	0.0	0.0	0.0	0.0	0.0	0.0	0.0	0.0	28.3
	서산시	발생량		19.3	6.2	6.2	3.6	0.2	0.1	1.1	0.5	0.7	0.0	0.0	0.0	0.0	0.0	12.9	0.0	0.0	0.0	12.7	0.0	0.0	0.0	0.0	0.0	0.0	0.1	0.0	0.0	0.0	0.1	0.0	0.2
		처리방법	매 립	1.0	0.9	0.9				0.4		0.5	0.0																						0.1
			소 각	5.3	5.3	5.3	3.6	0.2	0.1	0.7	0.5	0.2	0.0																						0.0
			재활용	13.0	0.0	0.0							0.0					12.9	0.0	0.0	0.0	12.7	0.0	0.0	0.0	0.0	0.0	0.0	0.1	0.0	0.0	0.0	0.1	0.0	0.1

(단위:톤/일)

구 분		발생량 및 처리현황		총계	종량제에 의한 혼합배출													재활용가능자원 분리배출																	남은 음식물류 배출(분리배출 지역일 경우)
					소계	가 연 성							불 연 성					소계	종이류	유리병류	캔류	합성수지류	플라스틱류	전자제품	전지류	타이어	윤활유	형광등	고철류	의류	영농폐기물	가구류	폐식용유	기타	
시도	시군구					소계	음식물채소류	종이류	나무류	고무피혁류	플라스틱류	기타	소계	유리류	금속류	토사류	기타																		
충남	논산시	발생량		23.8	12.9	8.7	0.0	0.0	2.8	0.0	5.9	0.0	4.2	0.0	0.0	0.1	4.1	10.8	0.0	0.0	0.0	0.0	4.5	0.0	0.0	0.0	0.0	0.0	0.0	0.0	0.0	0.0	0.0	6.3	0.1
		처리방법	매 립	0.4	0.4	0.0							0.4			0.1	0.3																		0.0
			소 각	1.6	1.6	1.6					1.6		0.0																						0.0
			재활용	21.8	10.9	7.1			2.8		4.3		3.8				3.8	10.8	0.0	0.0	0.0	0.0	4.5	0.0	0.0	0.0	0.0	0.0	0.0	0.0	0.0	0.0	0.0	6.3	0.1
	계룡시	발생량		9.9	3.4	3.4	0.0	0.0	0.0	0.0	0.0	3.4	0.0	0.0	0.0	0.0	0.0	6.1	1.2	0.9	0.0	0.8	1.0	0.0	0.0	0.0	0.0	0.0	2.1	0.1	0.0	0.0	0.0	0.0	0.4
		처리방법	매 립	0.0	0.0	0.0							0.0																						0.0
			소 각	3.4	3.4	3.4						3.4	0.0																						0.0
			재활용	6.5	0.0	0.0							0.0					6.1	1.2	0.9	0.0	0.8	1.0	0.0	0.0	0.0	0.0	0.0	2.1	0.1	0.0	0.0	0.0	0.0	0.4
	당진시	발생량		41.5	21.7	16.7	8.2	0.0	0.0	0.0	7.8	0.7	5.0	0.0	0.0	3.1	1.9	18.5	0.0	0.0	0.0	2.5	0.0	0.0	0.0	0.0	0.1	0.0	0.0	0.0	0.0	0.0	0.0	15.9	1.3
		처리방법	매 립	8.1	8.1	3.1	0.2				2.9		5.0			3.1	1.9																		0.0
			소 각	5.6	5.6	5.6					4.9	0.7	0.0																						0.0
			재활용	27.8	8.0	8.0	8.0						0.0					18.5	0.0	0.0	0.0	2.5	0.0	0.0	0.0	0.0	0.1	0.0	0.0	0.0	0.0	0.0	0.0	15.9	1.3
	금산군	발생량		14.3	5.5	3.3	0.9	0.0	1.9	0.0	0.5	0.0	2.2	0.2	0.0	1.4	0.6	8.8	0.3	0.3	2.2	1.6	1.3	0.0	0.0	0.0	0.0	0.0	3.1	0.0	0.0	0.0	0.0	0.0	0.0
		처리방법	매 립	1.2	1.2	0.0	0.0	0.0	0.0	0.0	0.0	0.0	1.2	0.2	0.0	1.0	0.0																		0.0
			소 각	0.5	0.5	0.5	0.0	0.0	0.0	0.0	0.5	0.0	0.0	0.0	0.0	0.0	0.0																		0.0
			재활용	12.6	3.8	2.8	0.9	0.0	1.9	0.0	0.0	0.0	1.0	0.0	0.0	0.4	0.6	8.8	0.3	0.3	2.2	1.6	1.3	0.0	0.0	0.0	0.0	0.0	3.1	0.0	0.0	0.0	0.0	0.0	0.0
	부여군	발생량		16.1	16.1	5.8	0.0	0.1	0.4	0.0	5.2	0.1	10.3	0.0	0.1	0.5	9.7	0.0	0.0	0.0	0.0	0.0	0.0	0.0	0.0	0.0	0.0	0.0	0.0	0.0	0.0	0.0	0.0	0.0	0.0
		처리방법	매 립	0.0	0.0	0.0							0.0																						0.0
			소 각	5.0	5.0	5.0		0.1	0.1		4.8		0.0																						0.0
			재활용	11.1	11.1	0.8			0.3		0.4	0.1	10.3		0.1	0.5	9.7	0.0	0.0	0.0	0.0	0.0	0.0	0.0	0.0	0.0	0.0	0.0	0.0	0.0	0.0	0.0	0.0	0.0	0.0
	서천군	발생량		5.1	4.1	3.7	0.0	0.1	0.2	0.0	3.1	0.3	0.4	0.0	0.2	0.0	0.2	0.7	0.1	0.2	0.1	0.1	0.1	0.0	0.0	0.0	0.0	0.0	0.0	0.0	0.0	0.0	0.1	0.0	0.3
		처리방법	매 립	0.6	0.6	0.6	0.0	0.0	0.0	0.0	0.3	0.3	0.0	0.0	0.0	0.0	0.0																		0.0
			소 각	0.1	0.1	0.1	0.0	0.1	0.0	0.0		0.0	0.0	0.0	0.0	0.0	0.0																		0.0
			재활용	4.4	3.4	3.0	0.0	0.0	0.2	0.0	2.8	0.0	0.4	0.0	0.2	0.0	0.2	0.7	0.1	0.2	0.1	0.1	0.1	0.0	0.0	0.0	0.0	0.0	0.0	0.0	0.0	0.0	0.1	0.0	0.3
	청양군	발생량		5.3	2.7	2.7	0.0	0.1	2.4	0.0	0.1	0.1	0.0	0.0	0.0	0.0	0.0	0.0	0.0	0.0	0.0	0.0	0.0	0.0	0.0	0.0	0.0	0.0	0.0	0.0	0.0	0.0	0.0	0.0	2.6
		처리방법	매 립	0.0	0.0	0.0							0.0																						0.0
			소 각	0.6	0.6	0.6		0.1	0.3		0.1	0.1	0.0																						0.0
			재활용	4.7	2.1	2.1			2.1				0.0					0.0	0.0	0.0	0.0	0.0	0.0	0.0	0.0	0.0	0.0	0.0	0.0	0.0	0.0	0.0	0.0	0.0	2.6
	홍성군	발생량		8.4	6.3	2.6	0.0	0.0	1.1	0.1	0.0	1.4	3.7	0.0	0.0	2.0	1.7	0.7	0.1	0.1	0.1	0.2	0.1	0.0	0.0	0.1	0.0	0.0	0.0	0.0	0.0	0.0	0.0	0.0	1.4
		처리방법	매 립	1.4	0.0	0.0							0.0																						1.4
			소 각	1.5	1.5	1.5				0.1		1.4	0.0																						0.0
			재활용	5.5	4.8	1.1	0.0	0.0	1.1		0.0	0.0	3.7	0.0	0.0	2.0	1.7	0.7	0.1	0.1	0.1	0.2	0.1	0.0	0.0	0.1	0.0	0.0	0.0	0.0	0.0	0.0	0.0	0.0	0.0
	예산군	발생량		6.7	6.0	5.8	0.0	0.6	0.5	0.6	2.9	1.2	0.2	0.0	0.2	0.0	0.0	0.7	0.1	0.3	0.1	0.0	0.1	0.0	0.0	0.0	0.0	0.0	0.1	0.0	0.0	0.0	0.0	0.0	0.0
		처리방법	매 립	0.0	0.0	0.0							0.0																						0.0
			소 각	5.8	5.8	5.8		0.6	0.5	0.6	2.9	1.2	0.0																						0.0
			재활용	0.9	0.2	0.0	0.0						0.2		0.2			0.7	0.1	0.3	0.1	0.0	0.1	0.0	0.0	0.0	0.0	0.0	0.1	0.0	0.0	0.0	0.0	0.0	0.0
	태안군	발생량		5.4	2.5	1.7	0.0	1.2	0.2	0.0	0.1	0.2	0.8	0.3	0.5	0.0	0.0	0.9	0.1	0.3	0.2	0.0	0.0	0.0	0.0	0.0	0.0	0.0	0.3	0.0	0.0	0.0	0.0	0.0	2.0
		처리방법	매 립	0.0	0.0	0.0							0.0																						0.0
			소 각	0.7	0.7	0.7		0.2	0.2		0.1	0.2	0.0																						0.0
			재활용	4.7	1.8	1.0		1.0					0.8	0.3	0.5			0.9	0.1	0.3	0.2	0.0	0.0	0.0	0.0	0.0	0.0	0.0	0.3	0.0	0.0	0.0	0.0	0.0	2.0
전북	소계	발생량		107.1	42.8	22.7	0.2	1.1	7.3	1.6	6.0	6.5	20.1	4.1	3.9	9.2	2.9	34.8	3.7	2.0	2.7	16.3	3.7	0.1	0.0	2.7	0.0	0.7	1.3	0.0	0.0	0.2	0.1	1.3	29.5
		처리방법	매 립	20.8	20.8	3.3	0.2	0.5	0.3	0.2	0.3	1.8	17.5	4.0	3.8	9.2	0.5	0.0	0.0	0.0	0.0	0.0	0.0	0.0	0.0	0.0	0.0	0.0	0.0	0.0	0.0	0.0	0.0	0.0	0.0
			소 각	6.2	6.2	6.2	0.0	0.1	0.1	0.4	2.4	3.2	0.0	0.0	0.0	0.0	0.0	0.0	0.0	0.0	0.0	0.0	0.0	0.0	0.0	0.0	0.0	0.0	0.0	0.0	0.0	0.0	0.0	0.0	0.0
			재활용	80.1	15.8	13.2	0.0	0.5	6.9	1.0	3.3	1.5	2.6	0.1	0.1	0.0	2.4	34.8	3.7	2.0	2.7	16.3	3.7	0.1	0.0	2.7	0.0	0.7	1.3	0.0	0.0	0.2	0.1	1.3	29.5
	전주시	발생량		46.8	19.3	4.1	0.0	0.4	0.8	0.0	0.5	2.4	15.2	3.4	3.3	8.5	0.0	18.7	0.0	0.0	0.0	16.0	0.0	0.0	0.0	2.7	0.0	0.0	0.0	0.0	0.0	0.0	0.0	0.0	8.8
		처리방법	매 립	15.2	15.2	0.0							15.2	3.4	3.3	8.5																			0.0
			소 각	2.7	2.7	2.7		0.1	0.0	0.0	0.2	2.4	0.0																						0.0
			재활용	28.9	1.4	1.4		0.3	0.8		0.3		0.0					18.7	0.0	0.0	0.0	16.0	0.0	0.0	0.0	2.7	0.0	0.0	0.0	0.0	0.0	0.0	0.0	0.0	8.8

(단위:톤/일)

구 분		발생량 및 처리현황		총계	종량제에 의한 혼합배출													재활용가능자원 분리배출																	남은 음식물류 배출(분리배출 지역일 경우)
					소계	가 연 성							불 연 성					소계	종이류	유리병류	캔류	합성수지류	플라스틱류	전자제품	전지류	타이어	윤활유	형광등	고철류	의류	영농폐기물	가구류	폐식용유	기타	
시도	시군구					소계	음식물채소류	종이류	나무류	고무피혁류	플라스틱류	기타	소계	유리류	금속류	토사류	기타																		
전북	군산시	발생량		7.3	0.0	0.0	0.0	0.0	0.0	0.0	0.0	0.0	0.0	0.0	0.0	0.0	0.0	0.0	0.0	0.0	0.0	0.0	0.0	0.0	0.0	0.0	0.0	0.0	0.0	0.0	0.0	0.0	0.0	0.0	7.3
		처리방법	매 립	0.0	0.0	0.0							0.0																						0.0
			소 각	0.0	0.0	0.0			0.0				0.0																						0.0
			재활용	7.3	0.0	0.0							0.0					0.0	0.0	0.0	0.0	0.0	0.0	0.0	0.0	0.0	0.0	0.0	0.0	0.0	0.0	0.0	0.0	0.0	7.3
	익산시	발생량		7.3	0.0	0.0	0.0	0.0	0.0	0.0	0.0	0.0	0.0	0.0	0.0	0.0	0.0	1.2	1.1	0.0	0.0	0.0	0.0	0.0	0.0	0.0	0.0	0.0	0.0	0.0	0.0	0.0	0.1	0.0	6.1
		처리방법	매 립	0.0	0.0	0.0							0.0																						0.0
			소 각	0.0	0.0	0.0		0.0	0.0	0.0			0.0																						0.0
			재활용	7.3	0.0	0.0							0.0					1.2	1.1	0.0	0.0	0.0	0.0	0.0	0.0	0.0	0.0	0.0	0.0	0.0	0.0	0.0	0.1	0.0	6.1
	정읍시	발생량		6.7	3.7	3.7	0.0	0.0	0.0	0.0	3.1	0.6	0.0	0.0	0.0	0.0	0.0	0.0	0.0	0.0	0.0	0.0	0.0	0.0	0.0	0.0	0.0	0.0	0.0	0.0	0.0	0.0	0.0	0.0	3.0
		처리방법	매 립	0.0	0.0	0.0					0.0		0.0				0.0																		0.0
			소 각	1.2	1.2	1.2		0.0	0.0	0.0	0.7	0.5	0.0																						0.0
			재활용	5.5	2.5	2.5					2.4	0.1	0.0					0.0	0.0	0.0	0.0	0.0	0.0	0.0	0.0	0.0	0.0	0.0	0.0	0.0	0.0	0.0	0.0	0.0	3.0
	남원시	발생량		8.1	8.1	7.3	0.1	0.0	6.0	0.0	0.1	1.1	0.8	0.0	0.0	0.0	0.8	0.0	0.0	0.0	0.0	0.0	0.0	0.0	0.0	0.0	0.0	0.0	0.0	0.0	0.0	0.0	0.0	0.0	0.0
		처리방법	매 립	1.1	1.1	1.1	0.1					1.0	0.0			0.0																			0.0
			소 각	0.1	0.1	0.1		0.0	0.0	0.0	0.1		0.0																						0.0
			재활용	6.9	6.9	6.1			6.0			0.1	0.8				0.8	0.0	0.0	0.0	0.0	0.0	0.0	0.0	0.0	0.0	0.0	0.0	0.0	0.0	0.0	0.0	0.0	0.0	0.0
	김제시	발생량		6.1	1.8	1.8	0.0	0.0	0.1	0.0	1.6	0.1	0.0	0.0	0.0	0.0	0.0	4.3	0.3	0.4	1.2	0.0	1.3	0.0	0.0	0.0	0.0	0.0	0.0	0.0	0.0	0.0	0.0	1.1	0.0
		처리방법	매 립	0.0	0.0	0.0	0.0	0.0		0.0	0.0	0.0	0.0																						0.0
			소 각	1.3	1.3	1.3	0.0	0.0	0.1	0.0	1.2	0.0	0.0																						0.0
			재활용	4.8	0.5	0.5	0.0	0.0	0.0	0.0	0.4	0.1	0.0					4.3	0.3	0.4	1.2	0.0	1.3	0.0	0.0	0.0	0.0	0.0	0.0	0.0	0.0	0.0	0.0	1.1	0.0
	완주군	발생량		13.9	4.9	3.4	0.0	0.0	0.1	1.4	0.2	1.7	1.5	0.0	0.0	0.0	1.5	8.0	1.8	1.2	1.2	0.0	2.2	0.0	0.0	0.0	0.0	0.6	1.0	0.0	0.0	0.0	0.0	0.0	1.0
		처리방법	매 립	0.2	0.2	0.2						0.2	0.0																						0.0
			소 각	0.9	0.9	0.9		0.0	0.0	0.4	0.2	0.3	0.0																						0.0
			재활용	12.8	3.8	2.3	0.0		0.1	1.0	0.0	1.2	1.5				1.5	8.0	1.8	1.2	1.2	0.0	2.2	0.0	0.0	0.0	0.0	0.6	1.0	0.0	0.0	0.0	0.0	0.0	1.0
	진안군	발생량		0.0	0.0	0.0	0.0	0.0	0.0	0.0	0.0	0.0	0.0	0.0	0.0	0.0	0.0	0.0	0.0	0.0	0.0	0.0	0.0	0.0	0.0	0.0	0.0	0.0	0.0	0.0	0.0	0.0	0.0	0.0	0.0
		처리방법	매 립	0.0	0.0	0.0							0.0																						0.0
			소 각	0.0	0.0	0.0	0.0	0.0	0.0	0.0			0.0																						0.0
			재활용	0.0	0.0	0.0							0.0					0.0	0.0	0.0	0.0	0.0	0.0	0.0	0.0	0.0	0.0	0.0	0.0	0.0	0.0	0.0	0.0	0.0	0.0
	무주군	발생량		5.5	1.8	1.2	0.0	0.5	0.1	0.0	0.4	0.2	0.6	0.2	0.1	0.0	0.3	1.2	0.3	0.1	0.2	0.2	0.0	0.1	0.0	0.0	0.0	0.0	0.2	0.0	0.0	0.1	0.0	0.0	2.5
		처리방법	매 립	1.1	1.1	0.8		0.3	0.1	0.0	0.2	0.2	0.3	0.1			0.2																		0.0
			소 각	0.0	0.0	0.0	0.0	0.0	0.0	0.0			0.0																						0.0
			재활용	4.4	0.7	0.4		0.2			0.2		0.3	0.1	0.1		0.1	1.2	0.3	0.1	0.2	0.2	0.0	0.1	0.0	0.0	0.0	0.0	0.2	0.0	0.0	0.1	0.0	0.0	2.5
	장수군	발생량		0.0	0.0	0.0	0.0	0.0	0.0	0.0	0.0	0.0	0.0	0.0	0.0	0.0	0.0	0.0	0.0	0.0	0.0	0.0	0.0	0.0	0.0	0.0	0.0	0.0	0.0	0.0	0.0	0.0	0.0	0.0	0.0
		처리방법	매 립	0.0	0.0	0.0							0.0																						0.0
			소 각	0.0	0.0	0.0							0.0																						0.0
			재활용	0.0	0.0	0.0							0.0					0.0	0.0	0.0	0.0	0.0	0.0	0.0	0.0	0.0	0.0	0.0	0.0	0.0	0.0	0.0	0.0	0.0	0.0
	임실군	발생량		0.3	0.0	0.0	0.0	0.0	0.0	0.0	0.0	0.0	0.0	0.0	0.0	0.0	0.0	0.0	0.0	0.0	0.0	0.0	0.0	0.0	0.0	0.0	0.0	0.0	0.0	0.0	0.0	0.0	0.0	0.0	0.3
		처리방법	매 립	0.0	0.0	0.0							0.0																						0.0
			소 각	0.0	0.0	0.0							0.0																						0.0
			재활용	0.3	0.0	0.0							0.0					0.0	0.0	0.0	0.0	0.0	0.0	0.0	0.0	0.0	0.0	0.0	0.0	0.0	0.0	0.0	0.0	0.0	0.3
	순창군	발생량		0.0	0.0	0.0	0.0	0.0	0.0	0.0	0.0	0.0	0.0	0.0	0.0	0.0	0.0	0.0	0.0	0.0	0.0	0.0	0.0	0.0	0.0	0.0	0.0	0.0	0.0	0.0	0.0	0.0	0.0	0.0	0.0
		처리방법	매 립	0.0	0.0	0.0							0.0																						0.0
			소 각	0.0	0.0	0.0							0.0																						0.0
			재활용	0.0	0.0	0.0	0.0						0.0					0.0	0.0	0.0	0.0	0.0	0.0	0.0	0.0	0.0	0.0	0.0	0.0	0.0	0.0	0.0	0.0	0.0	0.0
	고창군	발생량		0.2	0.2	0.2	0.0	0.1	0.0	0.0	0.0	0.1	0.0	0.0	0.0	0.0	0.0	0.0	0.0	0.0	0.0	0.0	0.0	0.0	0.0	0.0	0.0	0.0	0.0	0.0	0.0	0.0	0.0	0.0	0.0
		처리방법	매 립	0.2	0.2	0.2		0.1				0.1	0.0																						0.0
			소 각	0.0	0.0	0.0							0.0																						0.0
			재활용	0.0	0.0	0.0							0.0					0.0	0.0	0.0	0.0	0.0	0.0	0.0	0.0	0.0	0.0	0.0	0.0	0.0	0.0	0.0	0.0	0.0	0.0

(단위:톤/일)

구 분		발생량 및 처리현황		총계	종량제에 의한 혼합배출													재활용가능자원 분리배출																	남은 음식물류 배출(분리배출 지역일 경우)
					소계	가 연 성							불 연 성					소계	종이류	유리병류	캔류	합성수지류	플라스틱류	전자제품	전지류	타이어	윤활유	형광등	고철류	의류	영농폐기물	가구류	폐식용유	기타	
시도	시군구					소계	음식물채소류	종이류	나무류	고무피혁류	플라스틱류	기타	소계	유리류	금속류	토사류	기타																		
전북	부안군	발생량		4.9	3.0	1.0	0.1	0.1	0.2	0.2	0.1	0.3	2.0	0.5	0.5	0.7	0.3	1.4	0.2	0.3	0.1	0.1	0.2	0.0	0.0	0.0	0.0	0.1	0.1	0.0	0.0	0.1	0.0	0.2	0.5
		처리방법	매 립	3.0	3.0	1.0	0.1	0.1	0.2	0.2	0.1	0.3	2.0	0.5	0.5	0.7	0.3																		0.0
			소 각	0.0	0.0	0.0							0.0																						0.0
			재활용	1.9	0.0	0.0							0.0					1.4	0.2	0.3	0.1	0.1	0.2	0.0	0.0	0.0	0.0	0.1	0.1	0.0	0.0	0.1	0.0	0.2	0.5
전남	소계	발생량		349.8	287.9	190.6	1.6	19.2	35.9	1.5	62.6	69.8	97.3	51.8	2.0	2.5	41.0	33.4	2.8	0.2	0.1	15.6	2.5	0.0	0.0	0.0	0.0	0.0	2.0	0.1	0.0	0.3	0.1	9.7	28.5
		처리방법	매 립	75.3	74.0	53.6	0.0	11.5	6.9	0.2	2.8	32.2	20.4	0.2	0.4	1.9	17.9	0.0	0.0	0.0	0.0	0.0	0.0	0.0	0.0	0.0	0.0	0.0	0.0	0.0	0.0	0.0	0.0	0.0	1.3
			소 각	33.7	33.7	33.3	0.0	1.8	2.1	0.6	13.2	15.6	0.4	0.1	0.0	0.0	0.3	0.0	0.0	0.0	0.0	0.0	0.0	0.0	0.0	0.0	0.0	0.0	0.0	0.0	0.0	0.0	0.0	0.0	0.0
			재활용	240.8	180.2	103.7	1.6	5.9	26.9	0.7	46.6	22.0	76.5	51.5	1.6	0.6	22.8	33.4	2.8	0.2	0.1	15.6	2.5	0.0	0.0	0.0	0.0	0.0	2.0	0.1	0.0	0.3	0.1	9.7	27.2
	목포시	발생량		35.8	27.8	24.1	0.0	13.2	4.6	0.1	4.2	2.0	3.7	0.2	0.3	0.3	2.9	6.2	1.7	0.0	0.0	4.5	0.0	0.0	0.0	0.0	0.0	0.0	0.0	0.0	0.0	0.0	0.0	0.0	1.8
		처리방법	매 립	19.1	19.1	17.6		10.7	4.6	0.1	0.2	2.0	1.5	0.2	0.3	0.3	0.7																		0.0
			소 각	2.5	2.5	2.5					2.5		0.0																						0.0
			재활용	14.2	6.2	4.0		2.5			1.5		2.2				2.2	6.2	1.7	0.0	0.0	4.5	0.0	0.0	0.0	0.0	0.0	0.0	0.0	0.0	0.0	0.0	0.0	0.0	1.8
	여수시	발생량		81.0	66.0	52.5	0.2	0.0	12.7	0.5	0.0	39.1	13.5	0.0	0.0	1.0	12.5	4.8	0.1	0.1	0.0	3.7	0.5	0.0	0.0	0.0	0.0	0.0	0.0	0.0	0.0	0.0	0.1	0.3	10.2
		처리방법	매 립	22.8	22.8	14.7						14.7	8.1			1.0	7.1																		0.0
			소 각	7.4	7.4	7.4						7.4	0.0				0.0																		0.0
			재활용	50.8	35.8	30.4	0.2		12.7	0.5		17.0	5.4				5.4	4.8	0.1	0.1	0.0	3.7	0.5	0.0	0.0	0.0	0.0	0.0	0.0	0.0	0.0	0.0	0.1	0.3	10.2
	순천시	발생량		32.1	15.3	15.3	0.0	0.8	2.3	0.0	2.5	9.7	0.0	0.0	0.0	0.0	0.0	10.1	0.0	0.0	0.0	1.1	0.0	0.0	0.0	0.0	0.0	0.0	0.0	0.0	0.0	0.0	0.0	9.0	6.7
		처리방법	매 립	15.3	15.3	15.3		0.8	2.3		2.5	9.7	0.0																						0.0
			소 각	0.0	0.0	0.0							0.0																						0.0
			재활용	16.8	0.0	0.0							0.0					10.1	0.0	0.0	0.0	1.1	0.0	0.0	0.0	0.0	0.0	0.0	0.0	0.0	0.0	0.0	0.0	9.0	6.7
	나주시	발생량		37.2	36.3	22.3	0.0	4.5	8.5	0.5	2.3	6.5	14.0	0.5	1.5	0.0	12.0	0.3	0.1	0.0	0.0	0.0	0.1	0.0	0.0	0.0	0.0	0.0	0.1	0.0	0.0	0.0	0.0	0.0	0.6
		처리방법	매 립	6.0	6.0	2.0						2.0	4.0				4.0																		0.0
			소 각	5.8	5.8	5.8		1.5	1.0	0.5	0.3	2.5	0.0																						0.0
			재활용	25.4	24.5	14.5		3.0	7.5		2.0	2.0	10.0	0.5	1.5		8.0	0.3	0.1	0.0	0.0	0.0	0.1	0.0	0.0	0.0	0.0	0.0	0.1	0.0	0.0	0.0	0.0	0.0	0.6
	광양시	발생량		111.3	108.1	52.0	0.0	0.0	5.9	0.1	41.3	4.7	56.1	50.9	0.0	0.2	5.0	0.0	0.0	0.0	0.0	0.0	0.0	0.0	0.0	0.0	0.0	0.0	0.0	0.0	0.0	0.0	0.0	0.0	3.2
		처리방법	매 립	8.9	8.9	3.7						3.7	5.2			0.2	5.0																		0.0
			소 각	1.3	1.3	1.3			0.4		0.7	0.2	0.0																						0.0
			재활용	101.1	97.9	47.0			5.5	0.1	40.6	0.8	50.9	50.9				0.0	0.0	0.0	0.0	0.0	0.0	0.0	0.0	0.0	0.0	0.0	0.0	0.0	0.0	0.0	0.0	0.0	3.2
	담양군	발생량		1.3	0.0	0.0	0.0	0.0	0.0	0.0	0.0	0.0	0.0	0.0	0.0	0.0	0.0	0.0	0.0	0.0	0.0	0.0	0.0	0.0	0.0	0.0	0.0	0.0	0.0	0.0	0.0	0.0	0.0	0.0	1.3
		처리방법	매 립	1.3	0.0	0.0	0.0	0.0	0.0	0.0	0.0	0.0	0.0	0.0	0.0	0.0	0.0																		1.3
			소 각	0.0	0.0	0.0	0.0	0.0	0.0	0.0	0.0	0.0	0.0	0.0	0.0	0.0	0.0																		0.0
			재활용	0.0	0.0	0.0	0.0	0.0	0.0	0.0	0.0	0.0	0.0	0.0	0.0	0.0	0.0	0.0	0.0	0.0	0.0	0.0	0.0	0.0	0.0	0.0	0.0	0.0	0.0	0.0	0.0	0.0	0.0	0.0	0.0
	곡성군	발생량		0.5	0.0	0.0	0.0	0.0	0.0	0.0	0.0	0.0	0.0	0.0	0.0	0.0	0.0	0.0	0.0	0.0	0.0	0.0	0.0	0.0	0.0	0.0	0.0	0.0	0.0	0.0	0.0	0.0	0.0	0.0	0.5
		처리방법	매 립	0.0	0.0	0.0							0.0																						0.0
			소 각	0.0	0.0	0.0							0.0																						0.0
			재활용	0.5	0.0	0.0							0.0					0.0	0.0	0.0	0.0	0.0	0.0	0.0	0.0	0.0	0.0	0.0	0.0	0.0	0.0	0.0	0.0	0.0	0.5
	구례군	발생량		0.0	0.0	0.0	0.0	0.0	0.0	0.0	0.0	0.0	0.0	0.0	0.0	0.0	0.0	0.0	0.0	0.0	0.0	0.0	0.0	0.0	0.0	0.0	0.0	0.0	0.0	0.0	0.0	0.0	0.0	0.0	0.0
		처리방법	매 립	0.0	0.0	0.0							0.0																						0.0
			소 각	0.0	0.0	0.0							0.0																						0.0
			재활용	0.0	0.0	0.0							0.0					0.0	0.0	0.0	0.0	0.0	0.0	0.0	0.0	0.0	0.0	0.0	0.0	0.0	0.0	0.0	0.0	0.0	0.0
	고흥군	발생량		1.5	1.5	1.3	0.0	0.3	0.1	0.1	0.3	0.5	0.2	0.0	0.1	0.1	0.0	0.0	0.0	0.0	0.0	0.0	0.0	0.0	0.0	0.0	0.0	0.0	0.0	0.0	0.0	0.0	0.0	0.0	0.0
		처리방법	매 립	0.5	0.5	0.3				0.1	0.1	0.1	0.2		0.1	0.1																			0.0
			소 각	0.2	0.2	0.2		0.1	0.1				0.0																						0.0
			재활용	0.8	0.8	0.8		0.2			0.2	0.4	0.0					0.0	0.0	0.0	0.0	0.0	0.0	0.0	0.0	0.0	0.0	0.0	0.0	0.0	0.0	0.0	0.0	0.0	0.0
	보성군	발생량		1.4	1.4	1.4	1.4	0.0	0.0	0.0	0.0	0.0	0.0	0.0	0.0	0.0	0.0	0.0	0.0	0.0	0.0	0.0	0.0	0.0	0.0	0.0	0.0	0.0	0.0	0.0	0.0	0.0	0.0	0.0	0.0
		처리방법	매 립	0.0	0.0	0.0							0.0																						0.0
			소 각	0.0	0.0	0.0							0.0																						0.0
			재활용	1.4	1.4	1.4	1.4						0.0					0.0	0.0	0.0	0.0	0.0	0.0	0.0	0.0	0.0	0.0	0.0	0.0	0.0	0.0	0.0	0.0	0.0	0.0

(단위:톤/일)

구 분		발생량 및 처리현황		총계	종량제에 의한 혼합배출													재활용가능자원 분리배출																	남은 음식물류 배출(분리배출 지역일 경우)
					소계	가 연 성							불 연 성					소계	종이류	유리병류	캔류	합성수지류	플라스틱류	전자제품	전지류	타이어	윤활유	형광등	고철류	의류	영농폐기물	가구류	폐식용유	기타	
시도	시군구					소계	음식물채소류	종이류	나무류	고무피혁류	플라스틱류	기타	소계	유리류	금속류	토사류	기타																		
전남	화순군	발생량		0.0	0.0	0.0	0.0	0.0	0.0	0.0	0.0	0.0	0.0	0.0	0.0	0.0	0.0	0.0	0.0	0.0	0.0	0.0	0.0	0.0	0.0	0.0	0.0	0.0	0.0	0.0	0.0	0.0	0.0	0.0	0.0
		처리방법	매 립	0.0	0.0	0.0	0.0	0.0	0.0	0.0	0.0	0.0	0.0	0.0	0.0	0.0	0.0																		0.0
			소 각	0.0	0.0	0.0	0.0	0.0	0.0	0.0	0.0	0.0	0.0	0.0	0.0	0.0	0.0																		0.0
			재활용	0.0	0.0	0.0	0.0	0.0	0.0	0.0	0.0	0.0	0.0	0.0	0.0	0.0	0.0	0.0	0.0	0.0	0.0	0.0	0.0	0.0	0.0	0.0	0.0	0.0	0.0	0.0	0.0	0.0	0.0	0.0	0.0
	장흥군	발생량		2.4	1.2	0.9	0.0	0.2	0.0	0.1	0.0	0.6	0.3	0.1	0.1	0.0	0.1	1.2	0.2	0.1	0.1	0.0	0.0	0.0	0.0	0.0	0.0	0.0	0.0	0.1	0.0	0.3	0.0	0.4	0.0
		처리방법	매 립	0.0	0.0	0.0							0.0																						0.0
			소 각	0.0	0.0	0.0							0.0																						0.0
			재활용	2.4	1.2	0.9		0.2		0.1		0.6	0.3	0.1	0.1		0.1	1.2	0.2	0.1	0.1	0.0	0.0	0.0	0.0	0.0	0.0	0.0	0.0	0.1	0.0	0.3	0.0	0.4	0.0
	강진군	발생량		0.7	0.0	0.0	0.0	0.0	0.0	0.0	0.0	0.0	0.0	0.0	0.0	0.0	0.0	0.0	0.0	0.0	0.0	0.0	0.0	0.0	0.0	0.0	0.0	0.0	0.0	0.0	0.0	0.0	0.0	0.0	0.7
		처리방법	매 립	0.0	0.0	0.0							0.0																						0.0
			소 각	0.0	0.0	0.0							0.0																						0.0
			재활용	0.7	0.0	0.0							0.0					0.0	0.0	0.0	0.0	0.0	0.0	0.0	0.0	0.0	0.0	0.0	0.0	0.0	0.0	0.0	0.0	0.0	0.7
	해남군	발생량		0.0	0.0	0.0	0.0	0.0	0.0	0.0	0.0	0.0	0.0	0.0	0.0	0.0	0.0	0.0	0.0	0.0	0.0	0.0	0.0	0.0	0.0	0.0	0.0	0.0	0.0	0.0	0.0	0.0	0.0	0.0	0.0
		처리방법	매 립	0.0	0.0	0.0							0.0																						0.0
			소 각	0.0	0.0	0.0							0.0																						0.0
			재활용	0.0	0.0	0.0							0.0					0.0	0.0	0.0	0.0	0.0	0.0	0.0	0.0	0.0	0.0	0.0	0.0	0.0	0.0	0.0	0.0	0.0	0.0
	영암군	발생량		5.9	2.4	2.0	0.0	0.2	0.0	0.1	1.4	0.3	0.4	0.1	0.0	0.0	0.3	0.0	0.0	0.0	0.0	0.0	0.0	0.0	0.0	0.0	0.0	0.0	0.0	0.0	0.0	0.0	0.0	0.0	3.5
		처리방법	매 립	0.0	0.0	0.0							0.0																						0.0
			소 각	2.4	2.4	2.0		0.2		0.1	1.4	0.3	0.4	0.1			0.3																		0.0
			재활용	3.5	0.0	0.0							0.0					0.0	0.0	0.0	0.0	0.0	0.0	0.0	0.0	0.0	0.0	0.0	0.0	0.0	0.0	0.0	0.0	0.0	3.5
	무안군	발생량		7.9	7.9	5.0	0.0	0.0	0.6	0.0	4.4	0.0	2.9	0.0	0.0	0.8	2.1	0.0	0.0	0.0	0.0	0.0	0.0	0.0	0.0	0.0	0.0	0.0	0.0	0.0	0.0	0.0	0.0	0.0	0.0
		처리방법	매 립	0.2	0.2	0.0							0.2			0.2																			0.0
			소 각	4.7	4.7	4.7			0.6		4.1		0.0																						0.0
			재활용	3.0	3.0	0.3					0.3		2.7			0.6	2.1	0.0	0.0	0.0	0.0	0.0	0.0	0.0	0.0	0.0	0.0	0.0	0.0	0.0	0.0	0.0	0.0	0.0	0.0
	함평군	발생량		0.0	0.0	0.0	0.0	0.0	0.0	0.0	0.0	0.0	0.0	0.0	0.0	0.0	0.0	0.0	0.0	0.0	0.0	0.0	0.0	0.0	0.0	0.0	0.0	0.0	0.0	0.0	0.0	0.0	0.0	0.0	0.0
		처리방법	매 립	0.0	0.0	0.0							0.0																						0.0
			소 각	0.0	0.0	0.0							0.0																						0.0
			재활용	0.0	0.0	0.0							0.0					0.0	0.0	0.0	0.0	0.0	0.0	0.0	0.0	0.0	0.0	0.0	0.0	0.0	0.0	0.0	0.0	0.0	0.0
	영광군	발생량		8.8	4.3	4.0	0.0	0.0	0.0	0.0	2.3	1.7	0.3	0.0	0.0	0.1	0.2	4.5	0.7	0.0	0.0	0.0	1.9	0.0	0.0	0.0	0.0	0.0	1.9	0.0	0.0	0.0	0.0	0.0	0.0
		처리방법	매 립	0.3	0.3	0.0	0.0	0.0	0.0	0.0	0.0	0.0	0.3	0.0	0.0	0.1	0.2																		0.0
			소 각	4.0	4.0	4.0	0.0	0.0	0.0	0.0	2.3	1.7	0.0	0.0	0.0	0.0	0.0																		0.0
			재활용	4.5	0.0	0.0	0.0	0.0	0.0	0.0	0.0	0.0	0.0	0.0	0.0	0.0	0.0	4.5	0.7	0.0	0.0	0.0	1.9	0.0	0.0	0.0	0.0	0.0	1.9	0.0	0.0	0.0	0.0	0.0	0.0
	장성군	발생량		0.0	0.0	0.0	0.0	0.0	0.0	0.0	0.0	0.0	0.0	0.0	0.0	0.0	0.0	0.0	0.0	0.0	0.0	0.0	0.0	0.0	0.0	0.0	0.0	0.0	0.0	0.0	0.0	0.0	0.0	0.0	0.0
		처리방법	매 립	0.0	0.0	0.0							0.0																						0.0
			소 각	0.0	0.0	0.0							0.0																						0.0
			재활용	0.0	0.0	0.0							0.0					0.0	0.0	0.0	0.0	0.0	0.0	0.0	0.0	0.0	0.0	0.0	0.0	0.0	0.0	0.0	0.0	0.0	0.0
	완도군	발생량		11.2	4.9	4.8	0.0	0.0	0.1	0.0	0.0	4.7	0.1	0.0	0.0	0.0	0.1	6.3	0.0	0.0	0.0	6.3	0.0	0.0	0.0	0.0	0.0	0.0	0.0	0.0	0.0	0.0	0.0	0.0	0.0
		처리방법	매 립	0.1	0.1	0.0							0.1				0.1																		0.0
			소 각	3.5	3.5	3.5						3.5	0.0																						0.0
			재활용	7.6	1.3	1.3			0.1			1.2	0.0					6.3	0.0	0.0	0.0	6.3	0.0	0.0	0.0	0.0	0.0	0.0	0.0	0.0	0.0	0.0	0.0	0.0	0.0
	진도군	발생량		10.8	10.8	5.0	0.0	0.0	1.1	0.0	3.9	0.0	5.8	0.0	0.0	0.0	5.8	0.0	0.0	0.0	0.0	0.0	0.0	0.0	0.0	0.0	0.0	0.0	0.0	0.0	0.0	0.0	0.0	0.0	0.0
		처리방법	매 립	0.8	0.8	0.0							0.8				0.8																		0.0
			소 각	1.9	1.9	1.9					1.9		0.0																						0.0
			재활용	8.1	8.1	3.1			1.1		2.0		5.0				5.0	0.0	0.0	0.0	0.0	0.0	0.0	0.0	0.0	0.0	0.0	0.0	0.0	0.0	0.0	0.0	0.0	0.0	0.0
	신안군	발생량		0.0	0.0	0.0	0.0	0.0	0.0	0.0	0.0	0.0	0.0	0.0	0.0	0.0	0.0	0.0	0.0	0.0	0.0	0.0	0.0	0.0	0.0	0.0	0.0	0.0	0.0	0.0	0.0	0.0	0.0	0.0	0.0
		처리방법	매 립	0.0	0.0	0.0							0.0																						0.0
			소 각	0.0	0.0	0.0							0.0																						0.0
			재활용	0.0	0.0	0.0							0.0					0.0	0.0	0.0	0.0	0.0	0.0	0.0	0.0	0.0	0.0	0.0	0.0	0.0	0.0	0.0	0.0	0.0	0.0

(단위:톤/일)

구 분		발생량 및 처리현황		총계	종량제에 의한 혼합배출													재활용가능자원 분리배출																	남은 음식물류 배출(분리배출 지역일 경우)
					소계	가 연 성							불 연 성					소계	종이류	유리병류	캔류	합성수지류	플라스틱류	전자제품	전지류	타이어	윤활유	형광등	고철류	의류	영농폐기물	가구류	폐식용유	기타	
시도	시군구					소계	음식물채소류	종이류	나무류	고무피혁류	플라스틱류	기타	소계	유리류	금속류	토사류	기타																		
경북	소계	발생량		415.2	288.6	232.9	0.5	23.8	76.3	1.3	93.2	37.8	55.7	0.9	3.7	14.9	36.2	77.3	9.0	1.0	0.6	10.5	8.9	0.1	0.0	0.1	0.0	0.0	0.5	0.0	0.0	4.4	0.0	42.2	49.3
		처리방법	매 립	31.5	31.5	7.6	0.0	2.2	0.1	0.0	0.9	4.4	23.9	0.5	0.0	5.9	17.5	0.0	0.0	0.0	0.0	0.0	0.0	0.0	0.0	0.0	0.0	0.0	0.0	0.0	0.0	0.0	0.0	0.0	0.0
			소 각	96.7	96.7	78.7	0.5	21.6	17.3	1.2	15.1	23.0	18.0	0.4	3.7	7.4	6.5	0.0	0.0	0.0	0.0	0.0	0.0	0.0	0.0	0.0	0.0	0.0	0.0	0.0	0.0	0.0	0.0	0.0	0.0
			재활용	287.0	160.4	146.6	0.0	0.0	58.9	0.1	77.2	10.4	13.8	0.0	0.0	1.6	12.2	77.3	9.0	1.0	0.6	10.5	8.9	0.1	0.0	0.1	0.0	0.0	0.5	0.0	0.0	4.4	0.0	42.2	49.3
	포항시	발생량		109.0	64.6	49.1	0.0	14.4	10.3	1.0	7.3	16.1	15.5	0.4	3.7	7.4	4.0	1.9	0.8	0.1	0.1	0.1	0.8	0.0	0.0	0.0	0.0	0.0	0.0	0.0	0.0	0.0	0.0	0.0	42.5
		처리방법	매 립	0.0	0.0	0.0							0.0																						0.0
			소 각	64.6	64.6	49.1		14.4	10.3	1.0	7.3	16.1	15.5	0.4	3.7	7.4	4.0																		0.0
			재활용	44.4	0.0	0.0							0.0					1.9	0.8	0.1	0.1	0.1	0.8	0.0	0.0	0.0	0.0	0.0	0.0	0.0	0.0	0.0	0.0	0.0	42.5
	경주시	발생량		19.6	13.1	10.4	0.0	5.3	0.0	0.0	0.1	5.0	2.7	0.5	0.0	0.0	2.2	3.5	1.3	0.5	0.4	0.0	0.8	0.1	0.0	0.0	0.0	0.0	0.0	0.0	0.0	0.0	0.0	0.4	3.0
		처리방법	매 립	2.7	2.7	0.0							2.7	0.5			2.2																		0.0
			소 각	10.4	10.4	10.4		5.3			0.1	5.0	0.0																						0.0
			재활용	6.5	0.0	0.0							0.0					3.5	1.3	0.5	0.4	0.0	0.8	0.1	0.0	0.0	0.0	0.0	0.0	0.0	0.0	0.0	0.0	0.4	3.0
	김천시	발생량		28.3	6.6	6.6	0.0	2.2	1.1	0.0	0.9	2.4	0.0	0.0	0.0	0.0	0.0	21.7	2.2	0.0	0.0	5.0	5.1	0.0	0.0	0.0	0.0	0.0	0.0	0.0	0.0	4.4	0.0	5.0	0.0
		처리방법	매 립	5.5	5.5	5.5		2.2			0.9	2.4	0.0																						0.0
			소 각	1.1	1.1	1.1			1.1				0.0																						0.0
			재활용	21.7	0.0	0.0							0.0					21.7	2.2	0.0	0.0	5.0	5.1	0.0	0.0	0.0	0.0	0.0	0.0	0.0	0.0	4.4	0.0	5.0	0.0
	안동시	발생량		101.4	99.0	90.3	0.0	0.0	8.9	0.0	75.3	6.1	8.7	0.0	0.0	0.2	8.5	1.0	0.3	0.0	0.0	0.0	0.0	0.0	0.0	0.0	0.0	0.0	0.0	0.0	0.0	0.0	0.0	0.7	1.4
		처리방법	매 립	10.2	10.2	1.7						1.7	8.5				8.5																		0.0
			소 각	0.0	0.0	0.0							0.0																						0.0
			재활용	91.2	88.8	88.6			8.9		75.3	4.4	0.2			0.2		1.0	0.3	0.0	0.0	0.0	0.0	0.0	0.0	0.0	0.0	0.0	0.0	0.0	0.0	0.0	0.0	0.7	1.4
	구미시	발생량		8.8	8.0	8.0	0.0	0.0	2.7	0.0	0.0	5.3	0.0	0.0	0.0	0.0	0.0	0.4	0.4	0.0	0.0	0.0	0.0	0.0	0.0	0.0	0.0	0.0	0.0	0.0	0.0	0.0	0.0	0.0	0.4
		처리방법	매 립	0.0	0.0	0.0							0.0																						0.0
			소 각	3.7	3.7	3.7			2.7			1.0	0.0																						0.0
			재활용	5.1	4.3	4.3						4.3	0.0					0.4	0.4	0.0	0.0	0.0	0.0	0.0	0.0	0.0	0.0	0.0	0.0	0.0	0.0	0.0	0.0	0.0	0.4
	영주시	발생량		0.0	0.0	0.0	0.0	0.0	0.0	0.0	0.0	0.0	0.0	0.0	0.0	0.0	0.0	0.0	0.0	0.0	0.0	0.0	0.0	0.0	0.0	0.0	0.0	0.0	0.0	0.0	0.0	0.0	0.0	0.0	0.0
		처리방법	매 립	0.0	0.0	0.0							0.0																						0.0
			소 각	0.0	0.0	0.0							0.0																						0.0
			재활용	0.0	0.0	0.0							0.0					0.0	0.0	0.0	0.0	0.0	0.0	0.0	0.0	0.0	0.0	0.0	0.0	0.0	0.0	0.0	0.0	0.0	0.0
	영천시	발생량		5.0	0.0	0.0	0.0	0.0	0.0	0.0	0.0	0.0	0.0	0.0	0.0	0.0	0.0	5.0	0.0	0.0	0.0	0.8	0.0	0.0	0.0	0.0	0.0	0.0	0.0	0.0	0.0	0.0	0.0	4.2	0.0
		처리방법	매 립	0.0	0.0	0.0							0.0																						0.0
			소 각	0.0	0.0	0.0							0.0																						0.0
			재활용	5.0	0.0	0.0							0.0					5.0	0.0	0.0	0.0	0.8	0.0	0.0	0.0	0.0	0.0	0.0	0.0	0.0	0.0	0.0	0.0	4.2	0.0
	상주시	발생량		21.0	21.0	14.9	0.0	0.0	13.8	0.0	0.8	0.3	6.1	0.0	0.0	0.3	5.8	0.0	0.0	0.0	0.0	0.0	0.0	0.0	0.0	0.0	0.0	0.0	0.0	0.0	0.0	0.0	0.0	0.0	0.0
		처리방법	매 립	0.6	0.6	0.3						0.3	0.3			0.3																			0.0
			소 각	0.3	0.3	0.3					0.3		0.0																						0.0
			재활용	20.1	20.1	14.3	0.0		13.8		0.5		5.8				5.8	0.0	0.0	0.0	0.0	0.0	0.0	0.0	0.0	0.0	0.0	0.0	0.0	0.0	0.0	0.0	0.0	0.0	0.0
	문경시	발생량		9.0	1.4	1.4	0.0	1.1	0.1	0.2	0.0	0.0	0.0	0.0	0.0	0.0	0.0	6.8	2.2	0.2	0.0	2.3	2.1	0.0	0.0	0.0	0.0	0.0	0.0	0.0	0.0	0.0	0.0	0.0	0.8
		처리방법	매 립	0.1	0.1	0.1			0.1				0.0																						0.0
			소 각	1.3	1.3	1.3		1.1		0.2			0.0																						0.0
			재활용	7.6	0.0	0.0							0.0					6.8	2.2	0.2	0.0	2.3	2.1	0.0	0.0	0.0	0.0	0.0	0.0	0.0	0.0	0.0	0.0	0.0	0.8
	경산시	발생량		15.5	12.7	9.7	0.0	0.7	2.5	0.0	6.5	0.0	3.0	0.0	0.0	0.4	2.6	2.8	1.8	0.2	0.1	0.0	0.1	0.0	0.0	0.0	0.0	0.0	0.5	0.0	0.0	0.0	0.0	0.1	0.0
		처리방법	매 립	2.7	2.7	0.0	0.0	0.0	0.0	0.0	0.0	0.0	2.7	0.0	0.0	0.4	2.3																		0.0
			소 각	9.3	9.3	9.3	0.0	0.7	2.5	0.0	6.1	0.0	0.0	0.0	0.0	0.0	0.0																		0.0
			재활용	3.5	0.7	0.4	0.0	0.0	0.0	0.0	0.4	0.0	0.3	0.0	0.0	0.0	0.3	2.8	1.8	0.2	0.1	0.0	0.1	0.0	0.0	0.0	0.0	0.0	0.5	0.0	0.0	0.0	0.0	0.1	0.0
	군위군	발생량		0.0	0.0	0.0	0.0	0.0	0.0	0.0	0.0	0.0	0.0	0.0	0.0	0.0	0.0	0.0	0.0	0.0	0.0	0.0	0.0	0.0	0.0	0.0	0.0	0.0	0.0	0.0	0.0	0.0	0.0	0.0	0.0
		처리방법	매 립	0.0	0.0	0.0							0.0																						0.0
			소 각	0.0	0.0	0.0							0.0																						0.0
			재활용	0.0	0.0	0.0							0.0					0.0	0.0	0.0	0.0	0.0	0.0	0.0	0.0	0.0	0.0	0.0	0.0	0.0	0.0	0.0	0.0	0.0	0.0

(단위:톤/일)

구 분		발생량 및 처리현황		총계	종량제에 의한 혼합배출													재활용가능자원 분리배출																	남은 음식물류 배출(분리배출 지역일 경우)
					소계	가 연 성							불 연 성					소계	종이류	유리병류	캔류	합성수지류	플라스틱류	전자제품	전지류	타이어	윤활유	형광등	고철류	의류	영농폐기물	가구류	폐식용유	기타	
시도	시군구					소계	음식물채소류	종이류	나무류	고무피혁류	플라스틱류	기타	소계	유리류	금속류	토사류	기타																		
경북	의성군	발생량		6.1	6.1	3.5	0.0	0.0	3.4	0.0	0.1	0.0	2.6	0.0	0.0	0.1	2.5	0.0	0.0	0.0	0.0	0.0	0.0	0.0	0.0	0.0	0.0	0.0	0.0	0.0	0.0	0.0	0.0	0.0	0.0
		처리방법	매 립	0.0	0.0	0.0							0.0																						0.0
			소 각	3.3	3.3	0.8			0.7		0.1		2.5				2.5																		0.0
			재활용	2.8	2.8	2.7			2.7				0.1			0.1		0.0	0.0	0.0	0.0	0.0	0.0	0.0	0.0	0.0	0.0	0.0	0.0	0.0	0.0	0.0	0.0	0.0	0.0
	청송군	발생량		4.2	4.2	2.7	0.0	0.0	2.7	0.0	0.0	0.0	1.5	0.0	0.0	0.0	1.5	0.0	0.0	0.0	0.0	0.0	0.0	0.0	0.0	0.0	0.0	0.0	0.0	0.0	0.0	0.0	0.0	0.0	0.0
		처리방법	매 립	0.0	0.0	0.0							0.0																						0.0
			소 각	0.0	0.0	0.0							0.0																						0.0
			재활용	4.2	4.2	2.7			2.7				1.5				1.5	0.0	0.0	0.0	0.0	0.0	0.0	0.0	0.0	0.0	0.0	0.0	0.0	0.0	0.0	0.0	0.0	0.0	0.0
	영양군	발생량		0.0	0.0	0.0	0.0	0.0	0.0	0.0	0.0	0.0	0.0	0.0	0.0	0.0	0.0	0.0	0.0	0.0	0.0	0.0	0.0	0.0	0.0	0.0	0.0	0.0	0.0	0.0	0.0	0.0	0.0	0.0	0.0
		처리방법	매 립	0.0	0.0	0.0							0.0																						0.0
			소 각	0.0	0.0	0.0							0.0																						0.0
			재활용	0.0	0.0	0.0							0.0					0.0	0.0	0.0	0.0	0.0	0.0	0.0	0.0	0.0	0.0	0.0	0.0	0.0	0.0	0.0	0.0	0.0	0.0
	영덕군	발생량		7.8	7.8	7.3	0.5	0.0	5.5	0.0	1.3	0.0	0.5	0.0	0.0	0.5	0.0	0.0	0.0	0.0	0.0	0.0	0.0	0.0	0.0	0.0	0.0	0.0	0.0	0.0	0.0	0.0	0.0	0.0	0.0
		처리방법	매 립	0.5	0.5	0.0							0.5			0.5																			0.0
			소 각	0.8	0.8	0.8	0.5				0.3		0.0																						0.0
			재활용	6.5	6.5	6.5			5.5		1.0		0.0					0.0	0.0	0.0	0.0	0.0	0.0	0.0	0.0	0.0	0.0	0.0	0.0	0.0	0.0	0.0	0.0	0.0	0.0
	청도군	발생량		0.0	0.0	0.0	0.0	0.0	0.0	0.0	0.0	0.0	0.0	0.0	0.0	0.0	0.0	0.0	0.0	0.0	0.0	0.0	0.0	0.0	0.0	0.0	0.0	0.0	0.0	0.0	0.0	0.0	0.0	0.0	0.0
		처리방법	매 립	0.0	0.0	0.0							0.0																						0.0
			소 각	0.0	0.0	0.0							0.0																						0.0
			재활용	0.0	0.0	0.0							0.0					0.0	0.0	0.0	0.0	0.0	0.0	0.0	0.0	0.0	0.0	0.0	0.0	0.0	0.0	0.0	0.0	0.0	0.0
	고령군	발생량		0.2	0.0	0.0	0.0	0.0	0.0	0.0	0.0	0.0	0.0	0.0	0.0	0.0	0.0	0.0	0.0	0.0	0.0	0.0	0.0	0.0	0.0	0.0	0.0	0.0	0.0	0.0	0.0	0.0	0.0	0.0	0.2
		처리방법	매 립	0.0	0.0	0.0							0.0																						0.0
			소 각	0.0	0.0	0.0							0.0																						0.0
			재활용	0.2	0.0	0.0							0.0					0.0	0.0	0.0	0.0	0.0	0.0	0.0	0.0	0.0	0.0	0.0	0.0	0.0	0.0	0.0	0.0	0.0	0.2
	성주군	발생량		1.0	0.0	0.0	0.0	0.0	0.0	0.0	0.0	0.0	0.0	0.0	0.0	0.0	0.0	0.0	0.0	0.0	0.0	0.0	0.0	0.0	0.0	0.0	0.0	0.0	0.0	0.0	0.0	0.0	0.0	0.0	1.0
		처리방법	매 립	0.0	0.0	0.0							0.0																						0.0
			소 각	0.0	0.0	0.0							0.0																						0.0
			재활용	1.0	0.0	0.0							0.0					0.0	0.0	0.0	0.0	0.0	0.0	0.0	0.0	0.0	0.0	0.0	0.0	0.0	0.0	0.0	0.0	0.0	1.0
	칠곡군	발생량		17.2	17.2	11.3	0.0	0.0	8.7	0.0	0.9	1.7	5.9	0.0	0.0	4.5	1.4	0.0	0.0	0.0	0.0	0.0	0.0	0.0	0.0	0.0	0.0	0.0	0.0	0.0	0.0	0.0	0.0	0.0	0.0
		처리방법	매 립	4.6	4.6	0.0							4.6			4.5	0.1																		0.0
			소 각	0.9	0.9	0.9					0.9		0.0																						0.0
			재활용	11.7	11.7	10.4			8.7			1.7	1.3				1.3	0.0	0.0	0.0	0.0	0.0	0.0	0.0	0.0	0.0	0.0	0.0	0.0	0.0	0.0	0.0	0.0	0.0	0.0
	예천군	발생량		61.0	26.8	17.6	0.0	0.0	16.6	0.1	0.0	0.9	9.2	0.0	0.0	1.5	7.7	34.2	0.0	0.0	0.0	2.3	0.0	0.0	0.0	0.1	0.0	0.0	0.0	0.0	0.0	0.0	0.0	31.8	0.0
		처리방법	매 립	4.6	4.6	0.0							4.6			0.2	4.4																		0.0
			소 각	0.9	0.9	0.9						0.9	0.0																						0.0
			재활용	55.5	21.3	16.7	0.0		16.6	0.1			4.6			1.3	3.3	34.2	0.0	0.0	0.0	2.3	0.0	0.0	0.0	0.1	0.0	0.0	0.0	0.0	0.0	0.0	0.0	31.8	0.0
	봉화군	발생량		0.0	0.0	0.0	0.0	0.0	0.0	0.0	0.0	0.0	0.0	0.0	0.0	0.0	0.0	0.0	0.0	0.0	0.0	0.0	0.0	0.0	0.0	0.0	0.0	0.0	0.0	0.0	0.0	0.0	0.0	0.0	0.0
		처리방법	매 립	0.0	0.0	0.0							0.0																						0.0
			소 각	0.0	0.0	0.0							0.0																						0.0
			재활용	0.0	0.0	0.0							0.0					0.0	0.0	0.0	0.0	0.0	0.0	0.0	0.0	0.0	0.0	0.0	0.0	0.0	0.0	0.0	0.0	0.0	0.0
	울진군	발생량		0.1	0.1	0.1	0.0	0.1	0.0	0.0	0.0	0.0	0.0	0.0	0.0	0.0	0.0	0.0	0.0	0.0	0.0	0.0	0.0	0.0	0.0	0.0	0.0	0.0	0.0	0.0	0.0	0.0	0.0	0.0	0.0
		처리방법	매 립	0.0	0.0	0.0							0.0																						0.0
			소 각	0.1	0.1	0.1		0.1					0.0																						0.0
			재활용	0.0	0.0	0.0							0.0					0.0	0.0	0.0	0.0	0.0	0.0	0.0	0.0	0.0	0.0	0.0	0.0	0.0	0.0	0.0	0.0	0.0	0.0
	울릉군	발생량		0.0	0.0	0.0	0.0	0.0	0.0	0.0	0.0	0.0	0.0	0.0	0.0	0.0	0.0	0.0	0.0	0.0	0.0	0.0	0.0	0.0	0.0	0.0	0.0	0.0	0.0	0.0	0.0	0.0	0.0	0.0	0.0
		처리방법	매 립	0.0	0.0	0.0							0.0																						0.0
			소 각	0.0	0.0	0.0							0.0																						0.0
			재활용	0.0	0.0	0.0							0.0					0.0	0.0	0.0	0.0	0.0	0.0	0.0	0.0	0.0	0.0	0.0	0.0	0.0	0.0	0.0	0.0	0.0	0.0

(단위:톤/일)

구 분		발생량 및 처리현황		총계	종량제에 의한 혼합배출													재활용가능자원 분리배출																	남은 음식물류 배출(분리배출 지역일 경우)
					소계	가 연 성							불 연 성					소계	종이류	유리병류	캔류	합성수지류	플라스틱류	전자제품	전지류	타이어	윤활유	형광등	고철류	의류	영농폐기물	가구류	폐식용유	기타	
시도	시군구					소계	음식물채소류	종이류	나무류	고무피혁류	플라스틱류	기타	소계	유리류	금속류	토사류	기타																		
경남	소계	발생량		329.7	148.7	80.3	0.0	3.9	17.1	0.7	15.7	42.9	68.4	0.0	0.0	17.2	51.2	81.9	5.8	0.2	0.0	14.7	2.4	0.0	0.0	0.2	0.0	0.0	0.1	0.0	0.0	16.0	0.2	42.3	99.1
		처리방법	매 립	71.2	70.3	17.1	0.0	0.1	0.3	0.0	0.5	16.2	53.2	0.0	0.0	13.0	40.2	0.0	0.0	0.0	0.0	0.0	0.0	0.0	0.0	0.0	0.0	0.0	0.0	0.0	0.0	0.0	0.0	0.0	0.9
			소 각	49.0	40.2	35.6	0.0	3.1	0.5	0.7	8.0	23.3	4.6	0.0	0.0	0.0	4.6	0.0	0.0	0.0	0.0	0.0	0.0	0.0	0.0	0.0	0.0	0.0	0.0	0.0	0.0	0.0	0.0	0.0	8.8
			재활용	209.5	38.2	27.6	0.0	0.7	16.3	0.0	7.2	3.4	10.6	0.0	0.0	4.2	6.4	81.9	5.8	0.2	0.0	14.7	2.4	0.0	0.0	0.2	0.0	0.0	0.1	0.0	0.0	16.0	0.2	42.3	89.4
	창원시	발생량		83.5	45.7	23.2	0.0	2.9	1.3	0.0	1.5	17.5	22.5	0.0	0.0	4.7	17.8	14.3	3.7	0.0	0.0	7.9	1.2	0.0	0.0	0.2	0.0	0.0	0.0	0.0	0.0	0.0	0.2	1.1	23.5
		처리방법	매 립	13.7	13.7	1.1						1.1	12.6			0.8	11.8																		0.0
			소 각	23.3	23.3	18.7		2.9	0.1		1.4	14.3	4.6				4.6																		0.0
			재활용	46.5	8.7	3.4			1.2		0.1	2.1	5.3			3.9	1.4	14.3	3.7	0.0	0.0	7.9	1.2	0.0	0.0	0.2	0.0	0.0	0.0	0.0	0.0	0.0	0.2	1.1	23.5
	진주시	발생량		64.4	14.0	14.0	0.0	0.0	0.0	0.0	1.0	13.0	0.0	0.0	0.0	0.0	0.0	36.2	0.0	0.0	0.0	2.6	0.0	0.0	0.0	0.0	0.0	0.0	0.0	0.0	0.0	16.0	0.0	17.6	14.2
		처리방법	매 립	12.6	12.6	12.6		0.0	0.0	0.0	0.0	12.6	0.0	0.0	0.0	0.0	0.0																		0.0
			소 각	1.4	1.4	1.4		0.0	0.0	0.0	1.0	0.4	0.0	0.0	0.0	0.0	0.0																		0.0
			재활용	50.4	0.0	0.0		0.0	0.0	0.0	0.0	0.0	0.0	0.0	0.0	0.0	0.0	36.2	0.0	0.0	0.0	2.6	0.0	0.0	0.0	0.0	0.0	0.0	0.0	0.0	0.0	16.0	0.0	17.6	14.2
	통영시	발생량		34.9	24.2	6.6	0.0	0.0	0.4	0.0	4.6	1.6	17.6	0.0	0.0	9.9	7.7	1.6	1.6	0.0	0.0	0.0	0.0	0.0	0.0	0.0	0.0	0.0	0.0	0.0	0.0	0.0	0.0	0.0	9.1
		처리방법	매 립	18.8	18.8	1.4			0.2		0.4	0.8	17.4			9.9	7.5																		0.0
			소 각	7.9	2.9	2.9			0.2		2.0	0.7	0.0																						5.0
			재활용	8.2	2.5	2.3			0.0		2.2	0.1	0.2				0.2	1.6	1.6	0.0	0.0	0.0	0.0	0.0	0.0	0.0	0.0	0.0	0.0	0.0	0.0	0.0	0.0	0.0	4.1
	사천시	발생량		18.6	11.4	7.8	0.0	0.0	2.3	0.0	3.8	1.7	3.6	0.0	0.0	0.0	3.6	0.2	0.1	0.0	0.0	0.0	0.1	0.0	0.0	0.0	0.0	0.0	0.0	0.0	0.0	0.0	0.0	0.0	7.0
		처리방법	매 립	3.0	3.0	0.7						0.7	2.3				2.3																		0.0
			소 각	1.2	0.0	0.0							0.0																						1.2
			재활용	14.4	8.4	7.1		0.0	2.3	0.0	3.8	1.0	1.3				1.3	0.2	0.1	0.0	0.0	0.0	0.1	0.0	0.0	0.0	0.0	0.0	0.0	0.0	0.0	0.0	0.0	0.0	5.8
	김해시	발생량		4.4	2.6	2.6	0.0	0.0	0.0	0.0	0.0	2.6	0.0	0.0	0.0	0.0	0.0	0.0	0.0	0.0	0.0	0.0	0.0	0.0	0.0	0.0	0.0	0.0	0.0	0.0	0.0	0.0	0.0	0.0	1.8
		처리방법	매 립	0.0	0.0	0.0							0.0																						0.0
			소 각	2.6	2.6	2.6						2.6	0.0																						0.0
			재활용	1.8	0.0	0.0							0.0					0.0	0.0	0.0	0.0	0.0	0.0	0.0	0.0	0.0	0.0	0.0	0.0	0.0	0.0	0.0	0.0	0.0	1.8
	밀양시	발생량		16.4	5.2	1.4	0.0	0.0	0.0	0.0	0.0	1.4	3.8	0.0	0.0	2.3	1.5	7.4	0.0	0.0	0.0	0.8	0.0	0.0	0.0	0.0	0.0	0.0	0.0	0.0	0.0	0.0	0.0	6.6	3.8
		처리방법	매 립	4.7	4.7	0.9						0.9	3.8			2.3	1.5																		0.0
			소 각	3.0	0.5	0.5						0.5	0.0																						2.5
			재활용	8.7	0.0	0.0							0.0					7.4	0.0	0.0	0.0	0.8	0.0	0.0	0.0	0.0	0.0	0.0	0.0	0.0	0.0	0.0	0.0	6.6	1.3
	거제시	발생량		31.8	9.1	4.3	0.0	0.0	0.0	0.0	0.0	4.3	4.8	0.0	0.0	0.0	4.8	2.0	0.1	0.0	0.0	1.0	0.9	0.0	0.0	0.0	0.0	0.0	0.0	0.0	0.0	0.0	0.0	0.0	20.7
		처리방법	매 립	4.8	4.8	0.0							4.8				4.8																		0.0
			소 각	4.3	4.3	4.3						4.3	0.0																						0.0
			재활용	22.7	0.0	0.0							0.0					2.0	0.1	0.0	0.0	1.0	0.9	0.0	0.0	0.0	0.0	0.0	0.0	0.0	0.0	0.0	0.0	0.0	20.7
	양산시	발생량		6.2	5.9	4.7	0.0	0.5	0.2	0.0	3.5	0.5	1.2	0.0	0.0	0.3	0.9	0.0	0.0	0.0	0.0	0.0	0.0	0.0	0.0	0.0	0.0	0.0	0.0	0.0	0.0	0.0	0.0	0.0	0.3
		처리방법	매 립	0.5	0.5	0.1	0.0	0.0	0.0			0.1	0.4				0.4																		0.0
			소 각	2.9	2.9	2.9					2.6	0.3	0.0																						0.0
			재활용	2.8	2.5	1.7	0.0	0.5	0.2		0.9	0.1	0.8			0.3	0.5	0.0	0.0	0.0	0.0	0.0	0.0	0.0	0.0	0.0	0.0	0.0	0.0	0.0	0.0	0.0	0.0	0.0	0.3
	의령군	발생량		0.9	0.0	0.0	0.0	0.0	0.0	0.0	0.0	0.0	0.0	0.0	0.0	0.0	0.0	0.0	0.0	0.0	0.0	0.0	0.0	0.0	0.0	0.0	0.0	0.0	0.0	0.0	0.0	0.0	0.0	0.0	0.9
		처리방법	매 립	0.8	0.0	0.0							0.0																						0.8
			소 각	0.0	0.0	0.0							0.0																						0.0
			재활용	0.1	0.0	0.0							0.0					0.0	0.0	0.0	0.0	0.0	0.0	0.0	0.0	0.0	0.0	0.0	0.0	0.0	0.0	0.0	0.0	0.0	0.1
	함안군	발생량		20.3	1.1	0.9	0.0	0.0	0.0	0.0	0.7	0.2	0.2	0.0	0.0	0.0	0.2	17.9	0.0	0.0	0.0	1.5	0.0	0.0	0.0	0.0	0.0	0.0	0.0	0.0	0.0	0.0	0.0	16.4	1.3
		처리방법	매 립	0.2	0.2	0.0							0.2				0.2																		0.0
			소 각	0.9	0.9	0.9					0.7	0.2	0.0																						0.0
			재활용	19.2	0.0	0.0							0.0					17.9	0.0	0.0	0.0	1.5	0.0	0.0	0.0	0.0	0.0	0.0	0.0	0.0	0.0	0.0	0.0	16.4	1.3
	창녕군	발생량		3.4	0.0	0.0	0.0	0.0	0.0	0.0	0.0	0.0	0.0	0.0	0.0	0.0	0.0	1.3	0.3	0.2	0.0	0.1	0.0	0.0	0.0	0.0	0.0	0.0	0.1	0.0	0.0	0.0	0.0	0.6	2.1
		처리방법	매 립	0.0	0.0	0.0							0.0																						0.0
			소 각	0.0	0.0	0.0							0.0																						0.0
			재활용	3.4	0.0	0.0							0.0					1.3	0.3	0.2	0.0	0.1	0.0	0.0	0.0	0.0	0.0	0.0	0.1	0.0	0.0	0.0	0.0	0.6	2.1

(단위:톤/일)

구 분		발생량 및 처리현황		총계	종량제에 의한 혼합배출													재활용가능자원 분리배출																	남은 음식물류 배출(분리배출 지역일 경우)
					소계	가 연 성							불 연 성					소계	종이류	유리병류	캔류	합성수지류	플라스틱류	전자제품	전지류	타이어	윤활유	형광등	고철류	의류	영농폐기물	가구류	폐식용유	기타	
시도	시군구					소계	음식물채소류	종이류	나무류	고무피혁류	플라스틱류	기타	소계	유리류	금속류	토사류	기타																		
경남	고성군	발생량		1.9	0.0	0.0	0.0	0.0	0.0	0.0	0.0	0.0	0.0	0.0	0.0	0.0	0.0	0.0	0.0	0.0	0.0	0.0	0.0	0.0	0.0	0.0	0.0	0.0	0.0	0.0	0.0	0.0	0.0	0.0	1.9
		처리방법	매 립	0.0	0.0	0.0							0.0																						0.0
			소 각	0.0	0.0	0.0							0.0																						0.0
			재활용	1.9	0.0	0.0							0.0					0.0	0.0	0.0	0.0	0.0	0.0	0.0	0.0	0.0	0.0	0.0	0.0	0.0	0.0	0.0	0.0	0.0	1.9
	남해군	발생량		5.9	0.8	0.8	0.0	0.0	0.1	0.7	0.0	0.0	0.0	0.0	0.0	0.0	0.0	0.0	0.0	0.0	0.0	0.0	0.0	0.0	0.0	0.0	0.0	0.0	0.0	0.0	0.0	0.0	0.0	0.0	5.1
		처리방법	매 립	0.0	0.0	0.0							0.0																						0.0
			소 각	0.7	0.7	0.7				0.7			0.0																						0.0
			재활용	5.2	0.1	0.1			0.1				0.0					0.0	0.0	0.0	0.0	0.0	0.0	0.0	0.0	0.0	0.0	0.0	0.0	0.0	0.0	0.0	0.0	0.0	5.1
	하동군	발생량		3.6	1.2	1.2	0.0	0.5	0.3	0.0	0.4	0.0	0.0	0.0	0.0	0.0	0.0	0.8	0.0	0.0	0.0	0.6	0.2	0.0	0.0	0.0	0.0	0.0	0.0	0.0	0.0	0.0	0.0	0.0	1.6
		처리방법	매 립	0.3	0.3	0.3		0.1	0.1		0.1		0.0																						0.0
			소 각	0.6	0.6	0.6		0.2	0.2		0.2		0.0																						0.0
			재활용	2.7	0.3	0.3		0.2			0.1		0.0					0.8	0.0	0.0	0.0	0.6	0.2	0.0	0.0	0.0	0.0	0.0	0.0	0.0	0.0	0.0	0.0	0.0	1.6
	산청군	발생량		0.2	0.0	0.0	0.0	0.0	0.0	0.0	0.0	0.0	0.0	0.0	0.0	0.0	0.0	0.0	0.0	0.0	0.0	0.0	0.0	0.0	0.0	0.0	0.0	0.0	0.0	0.0	0.0	0.0	0.0	0.0	0.2
		처리방법	매 립	0.1	0.0	0.0							0.0																						0.1
			소 각	0.1	0.0	0.0							0.0																						0.1
			재활용	0.0	0.0	0.0							0.0					0.0	0.0	0.0	0.0	0.0	0.0	0.0	0.0	0.0	0.0	0.0	0.0	0.0	0.0	0.0	0.0	0.0	0.0
	함양군	발생량		0.5	0.0	0.0	0.0	0.0	0.0	0.0	0.0	0.0	0.0	0.0	0.0	0.0	0.0	0.2	0.0	0.0	0.0	0.2	0.0	0.0	0.0	0.0	0.0	0.0	0.0	0.0	0.0	0.0	0.0	0.0	0.3
		처리방법	매 립	0.0	0.0	0.0							0.0																						0.0
			소 각	0.0	0.0	0.0							0.0																						0.0
			재활용	0.5	0.0	0.0							0.0					0.2	0.0	0.0	0.0	0.2	0.0	0.0	0.0	0.0	0.0	0.0	0.0	0.0	0.0	0.0	0.0	0.0	0.3
	거창군	발생량		3.1	0.0	0.0	0.0	0.0	0.0	0.0	0.0	0.0	0.0	0.0	0.0	0.0	0.0	0.0	0.0	0.0	0.0	0.0	0.0	0.0	0.0	0.0	0.0	0.0	0.0	0.0	0.0	0.0	0.0	0.0	3.1
		처리방법	매 립	0.0	0.0	0.0							0.0																						0.0
			소 각	0.0	0.0	0.0							0.0																						0.0
			재활용	3.1	0.0	0.0							0.0					0.0	0.0	0.0	0.0	0.0	0.0	0.0	0.0	0.0	0.0	0.0	0.0	0.0	0.0	0.0	0.0	0.0	3.1
	합천군	발생량		29.7	27.5	12.8	0.0	0.0	12.5	0.0	0.2	0.1	14.7	0.0	0.0	0.0	14.7	0.0	0.0	0.0	0.0	0.0	0.0	0.0	0.0	0.0	0.0	0.0	0.0	0.0	0.0	0.0	0.0	0.0	2.2
		처리방법	매 립	11.7	11.7	0.0							11.7				11.7																		0.0
			소 각	0.1	0.1	0.1					0.1		0.0																						0.0
			재활용	17.9	15.7	12.7			12.5		0.1	0.1	3.0				3.0	0.0	0.0	0.0	0.0	0.0	0.0	0.0	0.0	0.0	0.0	0.0	0.0	0.0	0.0	0.0	0.0	0.0	2.2
제주	소계	발생량		128.0	49.2	21.1	2.2	7.4	1.7	1.4	3.6	4.8	28.1	7.5	0.3	0.6	19.7	68.3	0.8	1.2	0.2	11.6	3.3	0.0	0.0	0.0	0.0	0.0	0.0	0.0	0.0	0.0	0.0	51.2	10.5
		처리방법	매 립	33.4	33.4	5.6	1.6	0.2	0.3	1.2	0.8	1.5	27.8	7.2	0.3	0.6	19.7	0.0	0.0	0.0	0.0	0.0	0.0	0.0	0.0	0.0	0.0	0.0	0.0	0.0	0.0	0.0	0.0	0.0	0.0
			소 각	15.0	15.0	15.0	0.6	7.2	1.4	0.2	2.3	3.3	0.0	0.0	0.0	0.0	0.0	0.0	0.0	0.0	0.0	0.0	0.0	0.0	0.0	0.0	0.0	0.0	0.0	0.0	0.0	0.0	0.0	0.0	0.0
			재활용	79.6	0.8	0.5	0.0	0.0	0.0	0.0	0.5	0.0	0.3	0.3	0.0	0.0	0.0	68.3	0.8	1.2	0.2	11.6	3.3	0.0	0.0	0.0	0.0	0.0	0.0	0.0	0.0	0.0	0.0	51.2	10.5
	제주시	발생량		77.9	32.8	18.4	2.2	7.4	1.5	1.4	2.1	3.8	14.4	7.5	0.3	0.4	6.2	42.1	0.1	1.1	0.1	10.4	3.3	0.0	0.0	0.0	0.0	0.0	0.0	0.0	0.0	0.0	0.0	27.1	3.0
		처리방법	매 립	19.3	19.3	5.2	1.6	0.2	0.3	1.2	0.8	1.1	14.1	7.2	0.3	0.4	6.2																		0.0
			소 각	12.7	12.7	12.7	0.6	7.2	1.2	0.2	0.8	2.7	0.0	0.0	0.0	0.0	0.0																		0.0
			재활용	45.9	0.8	0.5	0.0	0.0	0.0	0.0	0.5	0.0	0.3	0.3	0.0	0.0	0.0	42.1	0.1	1.1	0.1	10.4	3.3	0.0	0.0	0.0	0.0	0.0	0.0	0.0	0.0	0.0	0.0	27.1	3.0
	서귀포시	발생량		50.1	16.4	2.7	0.0	0.0	0.2	0.0	1.5	1.0	13.7	0.0	0.0	0.2	13.5	26.2	0.7	0.1	0.1	1.2	0.0	0.0	0.0	0.0	0.0	0.0	0.0	0.0	0.0	0.0	0.0	24.1	7.5
		처리방법	매 립	14.1	14.1	0.4	0.0	0.0	0.0	0.0	0.0	0.4	13.7	0.0	0.0	0.2	13.5																		0.0
			소 각	2.3	2.3	2.3	0.0	0.0	0.2	0.0	1.5	0.6	0.0	0.0	0.0	0.0	0.0																		0.0
			재활용	33.7	0.0	0.0	0.0	0.0	0.0	0.0	0.0	0.0	0.0	0.0	0.0	0.0	0.0	26.2	0.7	0.1	0.1	1.2	0.0	0.0	0.0	0.0	0.0	0.0	0.0	0.0	0.0	0.0	0.0	24.1	7.5

2. 폐기물 발생 및 처리현황

다. 업종별 사업장배출시설계폐기물

(단위:톤/일)

지역구분		업종		발생량 및 처리현황		총계	가 연 성														
시도	시군구	대분류	중분류				소계	폐지류	폐목재류	폐합성고분자화합물				유기성오니류				동식물성잔재물	폐식용유	기타
										폐섬유류	폐합성 수지	폐합성 고무	폐피혁	폐수처리오니	공정오니	정수 처리오니	하수 처리오니			
전국	합계			발 생 량		149,815.1	35,910.8	127.7	2,989.9	226.5	9,156.7	381.7	38.0	9,335.8	1,280.8	130.4	6,090.9	3,368.8	31.4	2,752.2
				처리방법	매 립	24,628.5	3,796.5	0.0	0.2	9.4	191.2	2.6	0.2	893.5	198.6	7.3	1,440.9	153.8	0.0	898.8
					소 각	9,339.5	9,003.9	6.9	140.5	66.9	3,177.2	70.3	0.4	2,555.6	273.8	0.7	1,987.1	231.5	0.0	493.0
					재 활 용	113,238.5	20,683.9	120.8	2,839.7	150.2	5,783.3	308.5	37.4	3,549.5	756.8	122.4	2,652.7	2,971.8	31.4	1,359.4
					해역배출	2,608.6	2,426.5	0.0	9.5	0.0	5.0	0.3	0.0	2,337.2	51.6	0.0	10.2	11.7	0.0	1.0
	소계	A		발 생 량		1,182.5	713.1	4.1	8.0	0.2	77.1	0.4	0.0	105.5	8.7	0.0	270.8	235.0	0.1	3.2
				처리방법	매 립	310.3	46.3	0.0	0.0	0.0	0.0	0.0	0.0	10.3	6.2	0.0	1.0	28.8	0.0	0.0
					소 각	309.0	307.5	0.0	0.5	0.2	30.1	0.0	0.0	4.2	1.3	0.0	266.4	4.6	0.0	0.2
					재 활 용	557.3	353.4	4.1	7.5	0.0	47.0	0.4	0.0	85.1	1.2	0.0	3.4	201.6	0.1	3.0
					해역배출	5.9	5.9	0.0	0.0	0.0	0.0	0.0	0.0	5.9	0.0	0.0	0.0	0.0	0.0	0.0
	소계	B		발 생 량		166.4	5.7	0.0	1.5	0.0	3.3	0.1	0.0	0.5	0.0	0.0	0.0	0.0	0.0	0.3
				처리방법	매 립	24.5	0.0	0.0	0.0	0.0	0.0	0.0	0.0	0.0	0.0	0.0	0.0	0.0	0.0	0.0
					소 각	1.6	1.6	0.0	0.0	0.0	1.2	0.1	0.0	0.2	0.0	0.0	0.0	0.0	0.0	0.1
					재 활 용	140.3	4.1	0.0	1.5	0.0	2.1	0.0	0.0	0.3	0.0	0.0	0.0	0.0	0.0	0.2
					해역배출	0.0	0.0	0.0	0.0	0.0	0.0	0.0	0.0	0.0	0.0	0.0	0.0	0.0	0.0	0.0
	소계	C		발 생 량		98,690.1	21,830.9	88.7	2,385.7	199.5	6,110.1	307.9	22.9	7,623.4	835.2	13.9	235.6	2,748.7	29.9	1,229.4
				처리방법	매 립	9,398.0	1,077.6	0.0	0.2	8.5	57.8	2.5	0.2	576.8	113.7	0.0	75.7	78.3	0.0	163.9
					소 각	6,101.9	5,829.7	4.5	80.0	61.3	2,417.2	64.2	0.4	2,526.8	234.3	0.6	6.6	200.6	0.0	233.2
					재 활 용	80,924.5	12,812.0	84.2	2,296.0	129.7	3,631.6	240.9	22.3	2,483.9	444.7	13.3	145.3	2,458.1	29.9	832.1
					해역배출	2,265.7	2,111.6	0.0	9.5	0.0	3.5	0.3	0.0	2,035.9	42.5	0.0	8.0	11.7	0.0	0.2
	소계	C	10	발 생 량		3,935.9	3,559.7	2.5	9.5	1.2	208.2	0.3	0.4	1,114.4	144.3	1.8	15.9	1,967.0	8.5	85.7
				처리방법	매 립	323.7	200.0	0.0	0.0	0.0	1.2	0.0	0.0	127.0	7.5	0.0	0.0	56.2	0.0	8.1
					소 각	326.0	324.6	0.5	0.3	0.0	134.9	0.0	0.0	10.2	1.0	0.3	1.7	168.1	0.0	7.6
					재 활 용	2,567.5	2,329.6	2.0	9.2	1.2	72.1	0.3	0.4	325.4	93.9	1.5	14.2	1,731.0	8.5	69.9
					해역배출	718.7	705.5	0.0	0.0	0.0	0.0	0.0	0.0	651.8	41.9	0.0	0.0	11.7	0.0	0.1
	소계	C	11	발 생 량		695.1	564.7	1.8	1.9	1.0	49.0	0.4	0.0	268.3	69.5	1.1	2.8	155.6	0.0	13.3
				처리방법	매 립	18.0	11.8	0.0	0.0	0.0	0.0	0.0	0.0	8.5	0.1	0.0	1.0	0.9	0.0	1.3
					소 각	17.3	15.8	0.5	1.0	1.0	6.6	0.3	0.0	0.4	0.1	0.0	0.0	1.8	0.0	4.1
					재 활 용	605.4	489.3	1.3	0.9	0.0	42.4	0.1	0.0	211.6	69.3	1.1	1.8	152.9	0.0	7.9
					해역배출	54.4	47.8	0.0	0.0	0.0	0.0	0.0	0.0	47.8	0.0	0.0	0.0	0.0	0.0	0.0
	소계	C	12	발 생 량		66.9	34.2	0.0	3.0	0.9	10.9	0.0	0.0	17.5	0.0	0.0	0.0	1.4	0.0	0.5
				처리방법	매 립	9.5	1.1	0.0	0.0	0.0	0.0	0.0	0.0	1.1	0.0	0.0	0.0	0.0	0.0	0.0
					소 각	9.8	8.3	0.0	0.0	0.9	6.8	0.0	0.0	0.1	0.0	0.0	0.0	0.0	0.0	0.5
					재 활 용	47.6	24.8	0.0	3.0	0.0	4.1	0.0	0.0	16.3	0.0	0.0	0.0	1.4	0.0	0.0
					해역배출	0.0	0.0	0.0	0.0	0.0	0.0	0.0	0.0	0.0	0.0	0.0	0.0	0.0	0.0	0.0
	소계	C	13	발 생 량		682.3	503.6	0.8	4.8	69.9	159.5	1.7	0.0	247.4	3.9	0.0	0.5	12.2	0.0	2.9
				처리방법	매 립	191.7	58.6	0.0	0.0	1.0	1.0	0.1	0.0	51.9	2.6	0.0	0.0	1.3	0.0	0.7
					소 각	64.5	64.4	0.0	1.7	16.2	44.8	0.0	0.0	0.0	0.0	0.0	0.0	0.9	0.0	0.8
					재 활 용	219.9	198.7	0.8	3.1	52.7	113.7	1.6	0.0	14.1	0.8	0.0	0.5	10.0	0.0	1.4
					해역배출	206.2	181.9	0.0	0.0	0.0	0.0	0.0	0.0	181.4	0.5	0.0	0.0	0.0	0.0	0.0
	소계	C	14	발 생 량		20.3	19.7	0.0	0.0	3.7	5.4	1.0	1.1	6.7	1.8	0.0	0.0	0.0	0.0	0.0
				처리방법	매 립	6.8	6.4	0.0	0.0	0.0	0.0	0.0	0.0	6.4	0.0	0.0	0.0	0.0	0.0	0.0
					소 각	4.9	4.9	0.0	0.0	1.6	1.5	0.0	0.0	0.0	1.8	0.0	0.0	0.0	0.0	0.0
					재 활 용	8.4	8.4	0.0	0.0	2.1	3.9	1.0	1.1	0.3	0.0	0.0	0.0	0.0	0.0	0.0
					해역배출	0.2	0.0	0.0	0.0	0.0	0.0	0.0	0.0	0.0	0.0	0.0	0.0	0.0	0.0	0.0
	소계	C	15	발 생 량		2,051.9	1,999.5	0.0	1,413.1	0.8	17.9	1.6	6.5	140.2	17.0	0.3	0.0	380.3	0.0	21.8
				처리방법	매 립	90.5	56.5	0.0	0.0	0.0	0.0	0.0	0.0	41.8	10.4	0.0	0.0	4.3	0.0	0.0
					소 각	39.4	37.3	0.0	0.0	0.2	8.7	1.4	0.2	0.0	4.5	0.3	0.0	16.2	0.0	5.8
					재 활 용	1,859.3	1,843.0	0.0	1,413.1	0.6	9.2	0.2	6.3	35.7	2.1	0.0	0.0	359.8	0.0	16.0
					해역배출	62.7	62.7	0.0	0.0	0.0	0.0	0.0	0.0	62.7	0.0	0.0	0.0	0.0	0.0	0.0

(단위:톤/일)

구분		업종		발생량 및 처리현황		불 연 성															
시도	시군구	대분류	중분류			소계	광재류	연소재	소각재	분진류	폐주물사 모래류	폐금속류	폐석회 석고류	폐촉매	폐흡착재폐흡수재	유리·도자기편류	무기성오니류				기타
																	폐수처리오니	공정오니	정수처리오니	하수처리오니	
전국	합계			발 생 량		113,904.3	7,478.1	22,397.5	8,134.3	4,494.9	5,186.7	27,679.8	1,820.3	150.3	229.2	1,337.9	8,103.3	5,108.3	666.5	604.7	20,512.5
				처리방법	매 립	20,832.0	1,205.5	4,086.9	4,902.0	930.5	1,392.3	149.2	261.5	35.7	97.9	185.6	2,038.1	809.7	187.2	256.1	4,293.8
					소 각	335.6	0.2	8.8	108.3	1.6	3.7	2.4	0.0	0.3	4.1	1.1	160.3	18.8	0.0	1.9	24.1
					재 활 용	92,554.6	6,272.4	18,301.8	3,124.0	3,562.8	3,790.7	27,528.2	1,558.6	114.3	127.2	1,151.2	5,758.6	4,251.4	479.3	346.7	16,187.4
					해역배출	182.1	0.0	0.0	0.0	0.0	0.0	0.0	0.2	0.0	0.0	0.0	146.3	28.4	0.0	0.0	7.2
	소계	A		발 생 량		469.4	6.0	0.0	1.2	0.0	176.0	0.5	0.0	0.0	0.2	13.0	22.2	8.3	0.0	0.6	241.4
				처리방법	매 립	264.0	5.2	0.0	1.2	0.0	175.8	0.0	0.0	0.0	0.0	0.0	6.9	5.8	0.0	0.0	69.1
					소 각	1.5	0.0	0.0	0.0	0.0	0.0	0.0	0.0	0.0	0.0	0.0	1.5	0.0	0.0	0.0	0.0
					재 활 용	203.9	0.8	0.0	0.0	0.0	0.2	0.5	0.0	0.0	0.2	13.0	13.8	2.5	0.0	0.6	172.3
					해역배출	0.0	0.0	0.0	0.0	0.0	0.0	0.0	0.0	0.0	0.0	0.0	0.0	0.0	0.0	0.0	0.0
	소계	B		발 생 량		160.7	8.9	0.0	5.6	3.9	8.1	0.0	1.0	0.0	0.0	0.0	81.9	48.4	0.0	0.0	2.9
				처리방법	매 립	24.5	3.2	0.0	5.6	3.8	6.6	0.0	0.0	0.0	0.0	0.0	4.7	0.0	0.0	0.0	0.6
					소 각	0.0	0.0	0.0	0.0	0.0	0.0	0.0	0.0	0.0	0.0	0.0	0.0	0.0	0.0	0.0	0.0
					재 활 용	136.2	5.7	0.0	0.0	0.1	1.5	0.0	1.0	0.0	0.0	0.0	77.2	48.4	0.0	0.0	2.3
					해역배출	0.0	0.0	0.0	0.0	0.0	0.0	0.0	0.0	0.0	0.0	0.0	0.0	0.0	0.0	0.0	0.0
	소계	C		발 생 량		76,859.2	7,055.4	263.7	1,347.9	4,159.9	3,971.2	27,639.7	1,689.7	143.6	181.0	1,216.6	6,985.9	4,615.7	111.1	16.2	17,461.6
				처리방법	매 립	8,320.4	889.4	44.4	773.7	810.4	826.7	148.8	161.5	32.7	71.9	133.6	1,682.0	701.7	53.9	1.1	1,988.6
					소 각	272.2	0.2	4.5	78.1	1.6	0.6	1.9	0.0	0.3	3.6	0.5	156.0	17.8	0.0	0.0	7.1
					재 활 용	68,112.5	6,165.8	214.8	496.1	3,347.9	3,143.9	27,489.0	1,528.0	110.6	105.5	1,082.5	5,029.6	3,867.8	57.2	15.1	15,458.7
					해역배출	154.1	0.0	0.0	0.0	0.0	0.0	0.0	0.2	0.0	0.0	0.0	118.3	28.4	0.0	0.0	7.2
	소계	C	10	발 생 량		376.2	21.6	29.1	35.4	6.7	7.1	0.1	6.4	0.2	30.7	9.8	71.9	34.8	14.4	12.5	95.5
				처리방법	매 립	123.7	2.9	12.8	34.4	6.7	0.0	0.0	1.1	0.0	6.1	0.7	13.8	28.6	0.0	0.2	16.4
					소 각	1.4	0.0	0.4	1.0	0.0	0.0	0.0	0.0	0.0	0.0	0.0	0.0	0.0	0.0	0.0	0.0
					재 활 용	237.9	18.7	15.9	0.0	0.0	7.1	0.1	5.3	0.2	24.6	9.1	45.1	6.0	14.4	12.3	79.1
					해역배출	13.2	0.0	0.0	0.0	0.0	0.0	0.0	0.0	0.0	0.0	0.0	13.0	0.2	0.0	0.0	0.0
	소계	C	11	발 생 량		130.4	0.0	1.0	0.2	0.0	0.7	0.5	0.0	0.0	1.7	105.6	13.3	4.0	0.3	0.1	3.0
				처리방법	매 립	6.2	0.0	0.0	0.2	0.0	0.6	0.0	0.0	0.0	0.4	0.0	1.6	3.3	0.0	0.1	0.0
					소 각	1.5	0.0	1.0	0.0	0.0	0.0	0.2	0.0	0.0	0.0	0.1	0.0	0.2	0.0	0.0	0.0
					재 활 용	116.1	0.0	0.0	0.0	0.0	0.1	0.3	0.0	0.0	1.3	105.5	5.6	0.5	0.3	0.0	2.5
					해역배출	6.6	0.0	0.0	0.0	0.0	0.0	0.0	0.0	0.0	0.0	0.0	6.1	0.0	0.0	0.0	0.5
	소계	C	12	발 생 량		32.7	0.0	0.0	0.0	0.8	0.0	0.0	0.0	0.0	0.1	0.0	24.1	7.5	0.0	0.0	0.2
				처리방법	매 립	8.4	0.0	0.0	0.0	0.8	0.0	0.0	0.0	0.0	0.0	0.0	0.1	7.5	0.0	0.0	0.0
					소 각	1.5	0.0	0.0	0.0	0.0	0.0	0.0	0.0	0.0	0.0	0.0	1.5	0.0	0.0	0.0	0.0
					재 활 용	22.8	0.0	0.0	0.0	0.0	0.0	0.0	0.0	0.0	0.1	0.0	22.5	0.0	0.0	0.0	0.2
					해역배출	0.0	0.0	0.0	0.0	0.0	0.0	0.0	0.0	0.0	0.0	0.0	0.0	0.0	0.0	0.0	0.0
	소계	C	13	발 생 량		178.7	0.1	0.0	54.8	2.1	0.3	0.2	0.8	0.0	1.6	0.0	115.8	1.3	0.0	0.0	1.7
				처리방법	매 립	133.1	0.1	0.0	52.9	2.1	0.3	0.0	0.8	0.0	0.2	0.0	74.7	1.1	0.0	0.0	0.9
					소 각	0.1	0.0	0.0	0.0	0.0	0.0	0.0	0.0	0.0	0.0	0.0	0.0	0.0	0.0	0.0	0.1
					재 활 용	21.2	0.0	0.0	1.9	0.0	0.0	0.2	0.0	0.0	1.4	0.0	17.4	0.2	0.0	0.0	0.1
					해역배출	24.3	0.0	0.0	0.0	0.0	0.0	0.0	0.0	0.0	0.0	0.0	23.7	0.0	0.0	0.0	0.6
	소계	C	14	발 생 량		0.6	0.0	0.0	0.0	0.0	0.0	0.0	0.0	0.0	0.0	0.0	0.6	0.0	0.0	0.0	0.0
				처리방법	매 립	0.4	0.0	0.0	0.0	0.0	0.0	0.0	0.0	0.0	0.0	0.0	0.4	0.0	0.0	0.0	0.0
					소 각	0.0	0.0	0.0	0.0	0.0	0.0	0.0	0.0	0.0	0.0	0.0	0.0	0.0	0.0	0.0	0.0
					재 활 용	0.0	0.0	0.0	0.0	0.0	0.0	0.0	0.0	0.0	0.0	0.0	0.0	0.0	0.0	0.0	0.0
					해역배출	0.2	0.0	0.0	0.0	0.0	0.0	0.0	0.0	0.0	0.0	0.0	0.2	0.0	0.0	0.0	0.0
	소계	C	15	발 생 량		52.4	0.0	0.0	0.2	0.2	1.1	0.0	0.0	0.0	1.4	0.0	30.5	4.7	0.0	0.0	14.3
				처리방법	매 립	34.0	0.0	0.0	0.2	0.2	0.0	0.0	0.0	0.0	0.0	0.0	28.9	4.7	0.0	0.0	0.0
					소 각	2.1	0.0	0.0	0.0	0.0	0.0	0.0	0.0	0.0	0.0	0.0	1.6	0.0	0.0	0.0	0.5
					재 활 용	16.3	0.0	0.0	0.0	0.0	1.1	0.0	0.0	0.0	1.4	0.0	0.0	0.0	0.0	0.0	13.8
					해역배출	0.0	0.0	0.0	0.0	0.0	0.0	0.0	0.0	0.0	0.0	0.0	0.0	0.0	0.0	0.0	0.0

(단위:톤/일)

지역구분		업종		발생량 및 처리현황		총계	가 연 성													
시도	시군구	대분류	중분류				소계	폐지류	폐목재류	폐합성고분자화합물				유기성오니류				동식물성잔재물	폐식용유	기타
										폐섬유류	폐합성 수지	폐합성 고무	폐피혁	폐수처리오니	공정오니	정수 처리오니	하수 처리오니			
전국	소계	C	16	발 생 량		604.3	467.3	0.0	375.6	0.2	48.2	0.0	0.0	24.3	2.2	8.4	2.2	4.3	0.0	1.9
				처리방법	매 립	80.3	4.1	0.0	0.0	0.0	0.4	0.0	0.0	0.0	0.1	0.0	2.2	0.5	0.0	0.9
					소 각	39.9	39.8	0.0	16.6	0.0	22.7	0.0	0.0	0.2	0.0	0.0	0.0	0.0	0.0	0.3
					재 활 용	484.1	423.4	0.0	359.0	0.2	25.1	0.0	0.0	24.1	2.1	8.4	0.0	3.8	0.0	0.7
					해역배출	0.0	0.0	0.0	0.0	0.0	0.0	0.0	0.0	0.0	0.0	0.0	0.0	0.0	0.0	0.0
	소계	C	17	발 생 량		7,087.1	5,722.4	26.8	10.3	2.8	1,382.3	0.1	0.0	4,269.6	1.4	0.0	26.5	0.1	0.0	2.5
				처리방법	매 립	748.4	34.8	0.0	0.0	0.1	3.1	0.0	0.0	30.8	0.7	0.0	0.0	0.1	0.0	0.0
					소 각	3,247.0	3,171.8	2.0	3.3	2.7	774.2	0.0	0.0	2,386.5	0.0	0.0	0.8	0.0	0.0	2.3
					재 활 용	2,460.2	1,890.6	24.8	7.0	0.0	605.0	0.1	0.0	1,227.1	0.7	0.0	25.7	0.0	0.0	0.2
					해역배출	631.5	625.2	0.0	0.0	0.0	0.0	0.0	0.0	625.2	0.0	0.0	0.0	0.0	0.0	0.0
	소계	C	18	발 생 량		137.1	62.5	0.9	1.6	0.0	53.8	0.4	0.0	4.6	0.1	0.0	0.0	0.0	0.0	1.1
				처리방법	매 립	24.2	0.2	0.0	0.0	0.0	0.0	0.0	0.0	0.0	0.0	0.0	0.0	0.0	0.0	0.2
					소 각	11.1	8.4	0.1	0.0	0.0	8.1	0.0	0.0	0.0	0.1	0.0	0.0	0.0	0.0	0.1
					재 활 용	97.2	49.3	0.8	1.6	0.0	45.7	0.4	0.0	0.0	0.0	0.0	0.0	0.0	0.0	0.8
					해역배출	4.6	4.6	0.0	0.0	0.0	0.0	0.0	0.0	4.6	0.0	0.0	0.0	0.0	0.0	0.0
	소계	C	19	발 생 량		647.9	313.5	0.2	4.2	0.2	43.4	2.2	0.0	198.3	45.1	0.0	0.0	0.0	0.0	19.9
				처리방법	매 립	207.8	57.4			0.2	0.2			14.4	24.1					18.5
					소 각	23.5	23.4				12.2	2.1		6.5	1.2					1.4
					재 활 용	247.7	63.8	0.2	4.2		31.0	0.1		8.5	19.8				0.0	
					해역배출	168.9	168.9							168.9						
	소계	C	20	발 생 량		1,964.1	820.5	0.7	18.5	17.9	353.1	4.9	0.0	281.6	88.3	0.0	0.6	26.9	5.6	22.4
				처리방법	매 립	586.8	78.9	0.0	0.1	0.3	3.1	0.0	0.0	24.3	32.4	0.0	0.0	1.2	0.0	17.5
					소 각	195.9	171.8	0.1	3.5	0.7	99.8	3.1	0.0	27.8	25.1	0.0	0.0	9.3	0.0	2.4
					재 활 용	1,030.7	425.4	0.6	14.9	16.9	250.2	1.8	0.0	85.1	30.8	0.0	0.6	16.4	5.6	2.5
					해역배출	150.7	144.4	0.0	0.0	0.0	0.0	0.0	0.0	144.4	0.0	0.0	0.0	0.0	0.0	0.0
	소계	C	21	발 생 량		310.1	137.1	0.0	0.0	0.2	30.5	0.3	0.0	23.6	0.6	0.0	0.0	77.0	0.0	4.9
				처리방법	매 립	41.6	8.8	0.0	0.0	0.2	0.0	0.0	0.0	8.4	0.2	0.0	0.0	0.0	0.0	0.0
					소 각	27.3	20.8	0.0	0.0	0.0	14.3	0.3	0.0	0.7	0.4	0.0	0.0	0.9	0.0	4.2
					재 활 용	178.0	102.1	0.0	0.0	0.0	16.2	0.0	0.0	9.1	0.0	0.0	0.0	76.1	0.0	0.7
					해역배출	63.2	5.4	0.0	0.0	0.0	0.0	0.0	0.0	5.4	0.0	0.0	0.0	0.0	0.0	0.0
	소계	C	22	발 생 량		3,532.9	1,285.0	0.2	19.9	1.1	952.4	146.4	14.1	131.4	7.4	0.0	0.9	0.8	0.0	10.4
				처리방법	매 립	1,586.8	41.7	0.0	0.0	0.2	6.4	2.1	0.0	29.1	2.5	0.0	0.0	0.4	0.0	1.0
					소 각	264.8	261.0	0.1	0.4	0.3	229.9	25.6	0.2	0.2	0.1	0.0	0.1	0.0	0.0	4.1
					재 활 용	1,631.2	935.2	0.1	19.5	0.6	713.1	118.7	13.9	58.0	4.8	0.0	0.8	0.4	0.0	5.3
					해역배출	50.1	47.1	0.0	0.0	0.0	3.0	0.0	0.0	44.1	0.0	0.0	0.0	0.0	0.0	0.0
	소계	C	23	발 생 량		7,741.0	1,249.1	5.6	49.1	16.7	234.0	10.1	0.1	198.3	44.0	0.6	7.1	18.4	0.0	665.1
				처리방법	매 립	667.1	94.6	0.0	0.0	0.0	2.1	0.0	0.0	22.9	7.3	0.0	1.4	0.0	0.0	60.9
					소 각	146.4	129.5	0.6	1.6	2.9	79.4	1.1	0.0	41.1	0.0	0.0	0.0	1.8	0.0	1.0
					재 활 용	6,895.9	999.5	5.0	38.0	13.8	152.0	8.7	0.1	123.5	36.7	0.6	1.3	16.6	0.0	603.2
					해역배출	31.6	25.5	0.0	9.5	0.0	0.5	0.3	0.0	10.8	0.0	0.0	4.4	0.0	0.0	0.0
	소계	C	24	발 생 량		57,372.1	774.4	0.4	60.4	1.6	360.2	10.5	0.0	72.5	179.3	0.0	75.6	0.0	0.0	13.9
				처리방법	매 립	3,363.3	126.9	0.0	0.0	1.6	13.5	0.0	0.0	35.7	4.1	0.0	70.0	0.0	0.0	2.0
					소 각	298.6	190.0	0.0	6.8	0.0	168.1	0.1	0.0	0.5	11.1	0.0	0.0	0.0	0.0	3.4
					재 활 용	53,710.0	457.5	0.4	53.6	0.0	178.6	10.4	0.0	36.3	164.1	0.0	5.6	0.0	0.0	8.5
					해역배출	0.2	0.0	0.0	0.0	0.0	0.0	0.0	0.0	0.0	0.0	0.0	0.0	0.0	0.0	0.0
	소계	C	25	발 생 량		2,600.1	555.2	0.5	20.1	4.7	290.1	10.0	0.0	32.3	189.8	0.0	0.9	3.9	0.0	2.9
				처리방법	매 립	264.5	19.4	0.0	0.0	1.6	3.4	0.0	0.0	12.8	1.2	0.0	0.0	0.0	0.0	0.4
					소 각	332.2	328.3	0.1	0.2	3.0	118.3	1.7	0.0	15.8	186.5	0.0	0.0	0.5	0.0	2.2
					재 활 용	2,003.4	207.5	0.4	19.9	0.1	168.4	8.3	0.0	3.7	2.1	0.0	0.9	3.4	0.0	0.3
					해역배출	0.0	0.0	0.0	0.0	0.0	0.0	0.0	0.0	0.0	0.0	0.0	0.0	0.0	0.0	0.0
	소계	C	26	발 생 량		1,892.9	840.7	21.0	42.6	11.7	464.9	66.6	0.5	211.4	7.4	0.0	3.6	2.0	0.1	8.9
				처리방법	매 립	198.8	7.1	0.0	0.0	0.6	3.6	0.0	0.0	1.8	0.3	0.0	0.0	0.0	0.0	0.8
					소 각	191.1	184.7	0.0	0.8	0.4	166.4	12.3	0.0	2.9	0.0	0.0	0.0	0.0	0.0	1.9
					재 활 용	1,474.7	620.6	21.0	41.8	10.7	294.9	54.3	0.5	178.5	7.1	0.0	3.6	2.0	0.1	6.1
					해역배출	28.3	28.3	0.0	0.0	0.0	0.0	0.0	0.0	28.2	0.0	0.0	0.0	0.0	0.0	0.1

(단위:톤/일)

구분		업종		발생량 및 처리현황		불 연 성															
시도	시군구	대분류	중분류			소계	광재류	연소재	소각재	분진류	폐주물사 모래류	폐금속류	폐석회 석고류	폐촉매	폐흡착재폐흡수재	유리·도자기편류	무기성오니류				기타
																	폐수처리오니	공정오니	정수처리오니	하수처리오니	
전국	소계	C	16	발 생 량		137.0	0.0	10.8	49.0	2.9	13.4	2.3	0.0	0.0	0.2	0.2	40.4	17.3	0.0	0.0	0.5
				처리방법	매 립	76.2	0.0	10.7	33.1	1.3	10.5	0.0	0.0	0.0	0.1	0.0	2.7	17.3	0.0	0.0	0.5
					소 각	0.1	0.0	0.0	0.0	0.0	0.0	0.0	0.0	0.0	0.0	0.0	0.1	0.0	0.0	0.0	0.0
					재 활 용	60.7	0.0	0.1	15.9	1.6	2.9	2.3	0.0	0.0	0.1	0.2	37.6	0.0	0.0	0.0	0.0
					해역배출	0.0	0.0	0.0	0.0	0.0	0.0	0.0	0.0	0.0	0.0	0.0	0.0	0.0	0.0	0.0	0.0
	소계	C	17	발 생 량		1,364.7	19.2	36.0	836.0	19.7	248.9	0.0	13.3	0.6	4.9	0.6	16.8	99.1	0.0	0.0	69.6
				처리방법	매 립	713.6	1.0	9.3	380.4	16.1	168.7	0.0	1.5	0.0	0.1	0.6	2.8	66.4	0.0	0.0	66.7
					소 각	75.2	0.0	0.5	73.3	0.0	0.6	0.0	0.0	0.0	0.7	0.0	0.0	0.0	0.0	0.0	0.1
					재 활 용	569.6	18.2	26.2	382.3	3.6	79.6	0.0	11.8	0.6	4.1	0.0	7.7	32.7	0.0	0.0	2.8
					해역배출	6.3	0.0	0.0	0.0	0.0	0.0	0.0	0.0	0.0	0.0	0.0	6.3	0.0	0.0	0.0	0.0
	소계	C	18	발 생 량		74.6	0.0	0.0	0.0	0.5	0.0	0.1	0.0	0.0	2.6	0.2	51.7	19.5	0.0	0.0	0.0
				처리방법	매 립	24.0	0.0	0.0	0.0	0.3	0.0	0.0	0.0	0.0	0.0	0.0	8.1	15.6	0.0	0.0	0.0
					소 각	2.7	0.0	0.0	0.0	0.0	0.0	0.0	0.0	0.0	1.2	0.0	1.5	0.0	0.0	0.0	0.0
					재 활 용	47.9	0.0	0.0	0.0	0.2	0.0	0.1	0.0	0.0	1.4	0.2	42.1	3.9	0.0	0.0	0.0
					해역배출	0.0	0.0	0.0	0.0	0.0	0.0	0.0	0.0	0.0	0.0	0.0	0.0	0.0	0.0	0.0	0.0
	소계	C	19	발 생 량		334.4	0.4	46.7	19.1	5.4	15.9	0.0	0.8	97.1	19.7	0.2	40.5	8.5	21.1	0.0	59.0
				처리방법	매 립	150.4	0.4	0.1	19.1	5.0	15.9		0.8	17.4	15.0	0.2	40.5	8.5	16.1		11.4
					소 각	0.1									0.1						
					재 활 용	183.9		46.6		0.4		0.0		79.7	4.6				5.0		47.6
					해역배출	0.0															
	소계	C	20	발 생 량		1,143.6	13.5	94.4	7.6	18.8	26.8	0.9	263.0	31.7	34.2	2.2	335.1	162.0	0.1	0.3	153.0
				처리방법	매 립	507.9	6.4	6.2	7.6	16.8	12.4	0.1	115.0	9.4	19.3	1.9	187.7	103.2	0.1	0.3	21.5
					소 각	24.1	0.0	0.0	0.0	1.3	0.0	0.0	0.0	0.3	1.2	0.0	11.6	9.7	0.0	0.0	0.0
					재 활 용	605.3	7.1	88.2	0.0	0.7	14.4	0.8	148.0	22.0	13.7	0.3	130.8	47.8	0.0	0.0	131.5
					해역배출	6.3	0.0	0.0	0.0	0.0	0.0	0.0	0.0	0.0	0.0	0.0	5.0	1.3	0.0	0.0	0.0
	소계	C	21	발 생 량		173.0	0.8	0.1	12.3	1.2	2.8	1.3	2.6	0.0	7.0	3.1	103.8	37.6	0.0	0.0	0.4
				처리방법	매 립	32.8	0.0	0.1	12.3	0.0	0.0	0.0	0.0	0.0	1.1	0.1	3.1	16.1	0.0	0.0	0.0
					소 각	6.5	0.0	0.0	0.0	0.0	0.0	0.0	0.0	0.0	0.0	0.0	5.9	0.2	0.0	0.0	0.4
					재 활 용	75.9	0.8	0.0	0.0	1.2	2.8	1.3	2.6	0.0	5.9	3.0	37.0	21.3	0.0	0.0	0.0
					해역배출	57.8	0.0	0.0	0.0	0.0	0.0	0.0	0.0	0.0	0.0	0.0	57.8	0.0	0.0	0.0	0.0
	소계	C	22	발 생 량		2,247.9	390.4	36.0	9.3	64.3	1.4	15.2	0.2	6.3	17.1	4.9	117.7	555.7	0.0	0.0	1,029.4
				처리방법	매 립	1,545.1	390.4	3.1	2.0	13.6	1.0	0.0	0.2	5.1	8.1	3.7	39.9	169.8	0.0	0.0	908.2
					소 각	3.8	0.0	0.0	0.0	0.0	0.0	0.0	0.0	0.0	0.0	0.0	1.9	1.7	0.0	0.0	0.2
					재 활 용	696.0	0.0	32.9	7.3	50.7	0.4	15.2	0.0	1.2	9.0	1.2	72.9	384.2	0.0	0.0	121.0
					해역배출	3.0	0.0	0.0	0.0	0.0	0.0	0.0	0.0	0.0	0.0	0.0	3.0	0.0	0.0	0.0	0.0
	소계	C	23	발 생 량		6,491.9	1,819.6	4.3	9.8	72.5	445.4	211.9	74.0	3.4	3.8	360.9	1,573.7	916.8	36.1	2.5	957.2
				처리방법	매 립	572.5	50.7	0.0	4.7	37.1	123.9	0.0	26.3	0.0	2.0	63.2	183.7	63.2	0.7	0.0	17.0
					소 각	16.9	0.0	0.8	1.8	0.0	0.0	0.0	0.0	0.0	0.1	0.0	12.9	0.1	0.0	0.0	1.2
					재 활 용	5,896.4	1,768.9	3.5	3.3	35.4	321.5	211.9	47.7	3.4	1.7	297.7	1,377.1	853.5	35.4	2.5	932.9
					해역배출	6.1	0.0	0.0	0.0	0.0	0.0	0.0	0.0	0.0	0.0	0.0	0.0	0.0	0.0	0.0	6.1
	소계	C	24	발 생 량		56,597.7	4,365.7	0.0	92.3	3,409.3	1,517.6	26,795.5	120.2	3.4	22.3	479.2	3,505.9	1,740.5	10.8	0.0	14,535.0
				처리방법	매 립	3,236.4	294.9	0.0	92.3	541.8	307.4	145.8	120.0	0.0	14.5	1.6	776.9	86.3	10.8	0.0	844.1
					소 각	108.6	0.0	0.0	0.0	0.3	0.0	0.0	0.0	0.0	0.0	0.0	104.8	0.0	0.0	0.0	3.5
					재 활 용	53,252.5	4,070.8	0.0	0.0	2,867.2	1,210.2	26,649.7	0.0	3.4	7.8	477.6	2,624.2	1,654.2	0.0	0.0	13,687.4
					해역배출	0.2	0.0	0.0	0.0	0.0	0.0	0.0	0.2	0.0	0.0	0.0	0.0	0.0	0.0	0.0	0.0
	소계	C	25	발 생 량		2,044.9	142.7	0.3	58.5	90.0	765.8	35.3	1.0	0.2	4.2	2.9	175.0	724.3	0.0	0.1	44.6
				처리방법	매 립	245.1	12.2	0.0	3.6	36.1	39.3	0.7	1.0	0.2	0.2	2.5	104.1	25.0	0.0	0.1	20.1
					소 각	3.9	0.2	0.3	1.0	0.0	0.0	1.7	0.0	0.0	0.0	0.0	0.7	0.0	0.0	0.0	0.0
					재 활 용	1,795.9	130.3	0.0	53.9	53.9	726.5	32.9	0.0	0.0	4.0	0.4	70.2	699.3	0.0	0.0	24.5
					해역배출	0.0	0.0	0.0	0.0	0.0	0.0	0.0	0.0	0.0	0.0	0.0	0.0	0.0	0.0	0.0	0.0
	소계	C	26	발 생 량		1,052.2	4.8	2.1	17.4	77.8	20.7	22.5	0.3	0.3	13.6	194.2	545.2	57.8	0.0	0.0	95.5
				처리방법	매 립	191.7	1.0	2.1	4.1	3.5	0.4	0.0	0.2	0.3	1.8	47.4	108.6	18.7	0.0	0.0	3.6
					소 각	6.4	0.0	0.0	0.0	0.0	0.0	0.0	0.0	0.0	0.1	0.2	2.1	3.7	0.0	0.0	0.3
					재 활 용	854.1	3.8	0.0	13.3	74.3	20.3	22.5	0.1	0.0	11.7	146.6	434.5	35.4	0.0	0.0	91.6
					해역배출	0.0	0.0	0.0	0.0	0.0	0.0	0.0	0.0	0.0	0.0	0.0	0.0	0.0	0.0	0.0	0.0

(단위:톤/일)

지역구분		업종		발생량 및 처리현황		총계	가 연 성													
시도	시군구	대분류	중분류				소계	폐지류	폐목재류	폐합성고분자화합물				유기성오니류				동식물성잔재물	폐식용유	기타
										폐섬유류	폐합성 수지	폐합성 고무	폐피혁	폐수처리오니	공정오니	정수 처리오니	하수 처리오니			
전국	소계	C	27	발생량		50.8	41.3	1.3	1.2	0.6	21.7	0.0	0.0	15.8	0.0	0.0	0.0	0.2	0.0	0.5
				처리방법	매 립	5.4	0.6	0.0	0.0	0.5	0.0	0.0	0.0	0.0	0.0	0.0	0.0	0.0	0.0	0.1
					소 각	9.8	9.6	0.0	0.0	0.0	9.1	0.0	0.0	0.0	0.0	0.0	0.0	0.2	0.0	0.3
					재 활 용	35.6	31.1	1.3	1.2	0.1	12.6	0.0	0.0	15.8	0.0	0.0	0.0	0.0	0.0	0.1
					해역배출	0.0	0.0	0.0	0.0	0.0	0.0	0.0	0.0	0.0	0.0	0.0	0.0	0.0	0.0	0.0
	소계	C	28	발생량		149.0	93.5	0.0	7.7	0.0	78.6	2.0	0.0	0.4	1.8	0.5	0.0	0.0	0.0	2.5
				처리방법	매 립	19.6	2.4	0.0	0.0	0.0	0.0	0.0	0.0	0.4	0.0	0.0	0.0	0.0	0.0	2.0
					소 각	30.3	21.0	0.0	0.0	0.0	18.1	0.7	0.0	0.0	1.8	0.0	0.0	0.0	0.0	0.4
					재 활 용	99.1	70.1	0.0	7.7	0.0	60.5	1.3	0.0	0.0	0.0	0.5	0.0	0.0	0.0	0.1
					해역배출	0.0	0.0	0.0	0.0	0.0	0.0	0.0	0.0	0.0	0.0	0.0	0.0	0.0	0.0	0.0
	소계	C	29	발생량		561.1	183.4	0.3	33.8	1.0	117.5	0.9	0.0	6.4	1.2	0.7	1.2	6.6	0.0	13.8
				처리방법	매 립	73.4	4.2	0.0	0.0	0.1	0.5	0.0	0.0	1.2	1.2	0.0	0.0	0.9	0.0	0.3
					소 각	40.9	40.7	0.0	0.0	0.8	28.2	0.5	0.0	2.4	0.0	0.0	0.0	0.0	0.0	8.8
					재 활 용	446.8	138.5	0.3	33.8	0.1	88.8	0.4	0.0	2.8	0.0	0.7	1.2	5.7	0.0	4.7
					해역배출	0.0	0.0	0.0	0.0	0.0	0.0	0.0	0.0	0.0	0.0	0.0	0.0	0.0	0.0	0.0
	소계	C	30	발생량		1,142.6	293.2	5.6	25.6	0.8	168.7	15.9	0.0	60.0	1.4	0.5	5.6	0.7	0.0	8.4
				처리방법	매 립	119.2	40.9	0.0	0.0	0.0	0.7	0.3	0.0	37.8	0.0	0.0	0.0	0.0	0.0	2.1
					소 각	93.5	91.6	0.0	0.0	0.3	79.6	0.2	0.0	7.0	0.1	0.0	0.0	0.0	0.0	4.4
					재 활 용	929.9	160.7	5.6	25.6	0.5	88.4	15.4	0.0	15.2	1.3	0.5	5.6	0.7	0.0	1.9
					해역배출	0.0	0.0	0.0	0.0	0.0	0.0	0.0	0.0	0.0	0.0	0.0	0.0	0.0	0.0	0.0
	소계	C	31	발생량		1,215.4	664.6	8.9	130.5	23.4	286.9	12.3	0.0	2.2	4.7	0.0	0.4	8.7	0.2	186.4
				처리방법	매 립	216.9	6.7	0.0	0.0	0.1	0.0	0.0	0.0	1.9	4.3	0.0	0.4	0.0	0.0	0.0
					소 각	413.6	413.6	0.0	19.5	20.4	191.9	9.8	0.0	0.0	0.0	0.0	0.0	0.0	0.0	172.0
					재 활 용	584.7	244.1	8.9	111.0	2.9	95.0	2.5	0.0	0.1	0.4	0.0	0.0	8.7	0.2	14.4
					해역배출	0.2	0.2	0.0	0.0	0.0	0.0	0.0	0.0	0.2	0.0	0.0	0.0	0.0	0.0	0.0
	소계	C	32	발생량		184.9	90.6	2.6	58.6	0.1	24.9	0.0	0.0	0.0	0.4	0.0	0.0	0.0	0.0	4.0
				처리방법	매 립	33.5	0.0	0.0	0.0	0.0	0.0	0.0	0.0	0.0	0.0	0.0	0.0	0.0	0.0	0.0
					소 각	26.8	25.6	0.0	18.4	0.0	7.2	0.0	0.0	0.0	0.0	0.0	0.0	0.0	0.0	0.0
					재 활 용	124.6	65.0	2.6	40.2	0.1	17.7	0.0	0.0	0.0	0.4	0.0	0.0	0.0	0.0	4.0
					해역배출	0.0	0.0	0.0	0.0	0.0	0.0	0.0	0.0	0.0	0.0	0.0	0.0	0.0	0.0	0.0
	소계	C	33	발생량		4,032.6	1,543.5	8.6	93.7	39.0	748.0	20.3	0.2	296.2	23.6	0.0	91.8	82.6	15.5	135.7
				처리방법	매 립	508.8	203.1	0.0	0.1	2.0	18.6	0.0	0.2	118.6	14.7	0.0	0.7	12.5	0.0	47.1
					소 각	247.0	242.5	0.5	5.9	9.9	186.4	5.0	0.0	24.5	0.5	0.0	4.0	0.9	0.0	5.2
					재 활 용	3,182.6	1,033.8	8.1	87.7	27.1	543.0	15.3	0.0	92.7	8.3	0.0	83.5	69.2	15.5	83.4
					해역배출	94.2	64.1	0.0	0.0	0.0	0.0	0.0	0.0	60.4	0.1	0.0	3.6	0.0	0.0	0.0
	소계	D		발생량		26,924.2	450.3	0.1	9.0	1.0	106.7	2.6	12.6	5.1	0.4	98.8	149.2	4.6	0.0	60.2
				처리방법	매 립	5,562.2	47.1	0.0	0.0	0.6	4.6	0.0	0.0	0.4	0.2	6.7	0.0	3.4	0.0	31.2
					소 각	28.0	26.3	0.1	2.2	0.4	16.3	1.1	0.0	0.0	0.2	0.0	0.9	1.1	0.0	4.0
					재 활 용	21,334.0	376.9	0.0	6.8	0.0	85.8	1.5	12.6	4.7	0.0	92.1	148.3	0.1	0.0	25.0
					해역배출	0.0	0.0	0.0	0.0	0.0	0.0	0.0	0.0	0.0	0.0	0.0	0.0	0.0	0.0	0.0
	소계	E		발생량		17,102.7	9,739.4	13.9	238.4	18.1	2,396.0	61.1	0.4	1,259.2	365.6	8.3	4,357.8	186.4	0.2	834.0
				처리방법	매 립	7,053.3	1,811.0	0.0	0.0	0.3	127.8	0.1	0.0	244.2	72.2	0.1	1,009.2	18.8	0.0	338.3
					소 각	2,380.4	2,343.1	0.1	37.8	3.2	598.9	2.7	0.0	14.0	2.6	0.1	1,609.3	7.7	0.0	66.7
					재 활 용	7,395.5	5,336.6	13.8	200.6	14.6	1,667.8	58.3	0.4	763.7	281.7	8.1	1,739.3	159.9	0.2	428.2
					해역배출	273.5	248.7	0.0	0.0	0.0	1.5	0.0	0.0	237.3	9.1	0.0	0.0	0.0	0.0	0.8
	소계	F		발생량		1,677.9	495.0	13.7	272.4	1.3	51.6	0.3	0.0	37.0	0.6	3.9	15.9	26.4	0.0	71.9
				처리방법	매 립	643.9	39.8	0.0	0.0	0.0	0.6	0.0	0.0	8.1	0.2	0.0	13.0	17.8	0.0	0.1
					소 각	129.8	112.4	0.0	12.5	0.2	25.4	0.0	0.0	0.4	0.1	0.0	0.0	2.4	0.0	71.4
					재 활 용	876.8	315.4	13.7	259.9	1.1	25.6	0.3	0.0	3.3	0.3	3.9	0.7	6.2	0.0	0.4
					해역배출	27.4	27.4	0.0	0.0	0.0	0.0	0.0	0.0	25.2	0.0	0.0	2.2	0.0	0.0	0.0
	소계	G		발생량		597.2	471.1	1.5	15.4	3.9	160.6	2.1	2.1	14.3	0.2	0.0	0.1	43.4	0.2	227.3
				처리방법	매 립	293.0	216.6	0.0	0.0	0.0	0.0	0.0	0.0	1.1	0.2	0.0	0.0	3.4	0.0	211.9
					소 각	30.4	29.1	0.0	4.3	0.3	16.6	0.0	0.0	0.4	0.0	0.0	0.0	0.6	0.0	6.9
					재 활 용	270.6	222.2	1.5	11.1	3.6	144.0	2.1	2.1	9.6	0.0	0.0	0.1	39.4	0.2	8.5
					해역배출	3.2	3.2	0.0	0.0	0.0	0.0	0.0	0.0	3.2	0.0	0.0	0.0	0.0	0.0	0.0

(단위:톤/일)

구분		업종		발생량 및 처리현황	불 연 성															
시도	시군구	대분류	중분류		소계	광재류	연소재	소각재	분진류	폐주물사 모래류	폐금속류	폐석회 석고류	폐촉매	폐흡착재폐흡수재	유리·도자기편류	무기성오니류				기타
																폐수처리오니	공정오니	정수처리오니	하수처리오니	
전국	소계	C	27	발 생 량	9.5	0.2	0.0	0.0	0.1	4.1	0.0	0.0	0.0	0.1	0.2	4.0	0.6	0.0	0.0	0.2
				처리방법 매 립	4.8	0.0	0.0	0.0	0.1	0.2	0.0	0.0	0.0	0.1	0.0	3.7	0.6	0.0	0.0	0.1
				처리방법 소 각	0.2	0.0	0.0	0.0	0.0	0.0	0.0	0.0	0.0	0.0	0.2	0.0	0.0	0.0	0.0	0.0
				처리방법 재 활 용	4.5	0.2	0.0	0.0	0.0	3.9	0.0	0.0	0.0	0.0	0.0	0.3	0.0	0.0	0.0	0.1
				처리방법 해역배출	0.0	0.0	0.0	0.0	0.0	0.0	0.0	0.0	0.0	0.0	0.0	0.0	0.0	0.0	0.0	0.0
	소계	C	28	발 생 량	55.5	1.2	0.0	0.0	1.8	0.1	1.6	0.0	0.0	0.7	1.7	28.6	17.0	0.0	0.0	2.8
				처리방법 매 립	17.2	0.0	0.0	0.0	0.5	0.0	0.0	0.0	0.0	0.3	1.6	7.7	6.8	0.0	0.0	0.3
				처리방법 소 각	9.3	0.0	0.0	0.0	0.0	0.0	0.0	0.0	0.0	0.0	0.0	9.3	0.0	0.0	0.0	0.0
				처리방법 재 활 용	29.0	1.2	0.0	0.0	1.3	0.1	1.6	0.0	0.0	0.4	0.1	11.6	10.2	0.0	0.0	2.5
				처리방법 해역배출	0.0	0.0	0.0	0.0	0.0	0.0	0.0	0.0	0.0	0.0	0.0	0.0	0.0	0.0	0.0	0.0
	소계	C	29	발 생 량	377.7	45.4	0.0	0.4	59.1	185.4	31.7	0.0	0.0	4.6	0.4	19.1	12.1	0.0	0.0	19.5
				처리방법 매 립	69.2	14.2	0.0	0.4	27.1	3.4	0.0	0.0	0.0	0.2	0.4	10.4	3.4	0.0	0.0	9.7
				처리방법 소 각	0.2	0.0	0.0	0.0	0.0	0.0	0.0	0.0	0.0	0.0	0.0	0.1	0.1	0.0	0.0	0.0
				처리방법 재 활 용	308.3	31.2	0.0	0.0	32.0	182.0	31.7	0.0	0.0	4.4	0.0	8.6	8.6	0.0	0.0	9.8
				처리방법 해역배출	0.0	0.0	0.0	0.0	0.0	0.0	0.0	0.0	0.0	0.0	0.0	0.0	0.0	0.0	0.0	0.0
	소계	C	30	발 생 량	849.4	20.3	0.8	0.0	30.7	225.6	504.9	0.2	0.0	2.8	2.2	21.6	10.8	26.2	0.0	3.3
				처리방법 매 립	78.3	1.2	0.0	0.0	12.6	10.0	0.0	0.2	0.0	0.2	0.3	18.8	6.9	26.2	0.0	1.9
				처리방법 소 각	1.9	0.0	0.0	0.0	0.0	0.0	0.0	0.0	0.0	0.2	0.0	0.0	1.7	0.0	0.0	0.0
				처리방법 재 활 용	769.2	19.1	0.8	0.0	18.1	215.6	504.9	0.0	0.0	2.4	1.9	2.8	2.2	0.0	0.0	1.4
				처리방법 해역배출	0.0	0.0	0.0	0.0	0.0	0.0	0.0	0.0	0.0	0.0	0.0	0.0	0.0	0.0	0.0	0.0
	소계	C	31	발 생 량	550.8	152.9	0.1	15.0	144.9	171.2	1.0	0.0	0.0	2.6	0.0	8.5	23.7	0.0	0.0	30.9
				처리방법 매 립	210.2	80.7	0.0	14.0	30.2	35.1	0.0	0.0	0.0	0.1	0.0	6.5	23.5	0.0	0.0	20.1
				처리방법 소 각	0.0	0.0	0.0	0.0	0.0	0.0	0.0	0.0	0.0	0.0	0.0	0.0	0.0	0.0	0.0	0.0
				처리방법 재 활 용	340.6	72.2	0.1	1.0	114.7	136.1	1.0	0.0	0.0	2.5	0.0	2.0	0.2	0.0	0.0	10.8
				처리방법 해역배출	0.0	0.0	0.0	0.0	0.0	0.0	0.0	0.0	0.0	0.0	0.0	0.0	0.0	0.0	0.0	0.0
	소계	C	32	발 생 량	94.3	0.0	0.5	16.4	4.9	5.0	3.6	0.5	0.0	0.0	0.0	45.6	16.0	0.0	0.0	1.8
				처리방법 매 립	33.5	0.0	0.0	16.4	1.3	0.7	0.0	0.0	0.0	0.0	0.0	5.7	7.7	0.0	0.0	1.7
				처리방법 소 각	1.2	0.0	0.0	0.0	0.0	0.0	0.0	0.0	0.0	0.0	0.0	1.2	0.0	0.0	0.0	0.0
				처리방법 재 활 용	59.6	0.0	0.5	0.0	3.6	4.3	3.6	0.5	0.0	0.0	0.0	38.7	8.3	0.0	0.0	0.1
				처리방법 해역배출	0.0	0.0	0.0	0.0	0.0	0.0	0.0	0.0	0.0	0.0	0.0	0.0	0.0	0.0	0.0	0.0
	소계	C	33	발 생 량	2,489.1	56.6	1.5	114.2	146.2	311.9	11.1	1,206.4	0.4	5.1	48.1	96.5	144.1	2.1	0.7	344.2
				처리방법 매 립	305.7	33.3	0.0	96.0	57.2	96.9	2.2	-105.6	0.3	2.1	9.4	51.6	17.5	0.0	0.4	44.4
				처리방법 소 각	4.5	0.0	1.5	1.0	0.0	0.0	0.0	0.0	0.0	0.0	0.0	0.8	0.4	0.0	0.0	0.8
				처리방법 재 활 용	2,148.8	23.3	0.0	17.2	89.0	215.0	8.9	1,312.0	0.1	3.0	38.7	40.9	99.3	2.1	0.3	299.0
				처리방법 해역배출	30.1	0.0	0.0	0.0	0.0	0.0	0.0	0.0	0.0	0.0	0.0	3.2	26.9	0.0	0.0	0.0
	소계	D		발 생 량	26,473.9	2.2	21,866.2	3,867.7	89.9	23.7	0.1	5.3	4.0	14.4	24.4	82.1	1.7	392.0	3.5	96.7
				처리방법 매 립	5,515.1	0.0	3,916.2	1,400.8	12.3	21.7	0.1	0.7	2.7	3.5	1.7	24.4	0.9	102.9	0.7	26.5
				처리방법 소 각	1.7	0.0	0.0	0.0	0.0	0.0	0.0	0.0	0.0	0.0	0.0	1.6	0.0	0.0	0.0	0.1
				처리방법 재 활 용	20,957.1	2.2	17,950.0	2,466.9	77.6	2.0	0.0	4.6	1.3	10.9	22.7	56.1	0.8	289.1	2.8	70.1
				처리방법 해역배출	0.0	0.0	0.0	0.0	0.0	0.0	0.0	0.0	0.0	0.0	0.0	0.0	0.0	0.0	0.0	0.0
	소계	E		발 생 량	7,363.3	355.7	115.9	2,155.4	194.8	830.0	30.3	8.3	2.4	26.5	65.7	621.1	335.5	117.2	269.5	2,235.0
				처리방법 매 립	5,242.3	275.5	31.6	2,016.2	59.5	317.6	0.3	6.5	0.1	20.0	44.0	242.2	61.0	1.8	120.8	2,045.2
				처리방법 소 각	37.3	0.0	1.1	30.1	0.0	3.1	0.5	0.0	0.0	0.2	0.0	0.8	1.0	0.0	0.2	0.3
				처리방법 재 활 용	2,058.9	80.2	83.2	109.1	135.3	509.3	29.5	1.8	2.3	6.3	21.7	353.3	273.5	115.4	148.5	189.5
				처리방법 해역배출	24.8	0.0	0.0	0.0	0.0	0.0	0.0	0.0	0.0	0.0	0.0	24.8	0.0	0.0	0.0	0.0
	소계	F		발 생 량	1,182.9	3.1	54.5	413.1	3.1	111.7	0.0	72.7	0.0	0.1	3.1	190.2	46.2	0.7	24.4	260.0
				처리방법 매 립	604.1	0.4	40.2	399.0	3.0	17.2	0.0	53.2	0.0	0.1	0.1	22.0	8.4	0.0	4.2	56.3
				처리방법 소 각	17.4	0.0	2.1	0.1	0.0	0.0	0.0	0.0	0.0	0.0	0.0	0.0	0.0	0.0	0.0	15.2
				처리방법 재 활 용	561.4	2.7	12.2	14.0	0.1	94.5	0.0	19.5	0.0	0.0	3.0	168.2	37.8	0.7	20.2	188.5
				처리방법 해역배출	0.0	0.0	0.0	0.0	0.0	0.0	0.0	0.0	0.0	0.0	0.0	0.0	0.0	0.0	0.0	0.0
	소계	G		발 생 량	126.1	29.1	1.1	0.2	32.4	2.8	0.1	0.0	0.0	1.8	7.1	22.3	1.5	0.0	0.0	27.7
				처리방법 매 립	76.4	20.9	0.0	0.2	32.3	0.1	0.0	0.0	0.0	0.3	3.4	6.7	1.3	0.0	0.0	11.2
				처리방법 소 각	1.3	0.0	1.1	0.0	0.0	0.0	0.0	0.0	0.0	0.0	0.0	0.2	0.0	0.0	0.0	0.0
				처리방법 재 활 용	48.4	8.2	0.0	0.0	0.1	2.7	0.1	0.0	0.0	1.5	3.7	15.4	0.2	0.0	0.0	16.5
				처리방법 해역배출	0.0	0.0	0.0	0.0	0.0	0.0	0.0	0.0	0.0	0.0	0.0	0.0	0.0	0.0	0.0	0.0

(단위:톤/일)

지역구분		업종		발생량 및 처리현황		총계	가 연 성													
시도	시군구	대분류	중분류				소계	폐지류	폐목재류	폐합성고분자화합물				유기성오니류				동식물성잔재물	폐식용유	기타
										폐섬유류	폐합성 수지	폐합성 고무	폐피혁	폐수처리오니	공정오니	정수 처리오니	하수 처리오니			
전국	소계	H		발생량		85.6	75.9	0.0	8.9	0.0	17.1	0.0	0.0	0.1	0.1	0.0	14.1	26.0	0.2	9.4
				처리방법	매 립	3.9	0.3	0.0	0.0	0.0	0.0	0.0	0.0	0.0	0.1	0.0	0.0	0.0	0.0	0.2
					소 각	26.0	25.8	0.0	0.0	0.0	2.4	0.0	0.0	0.1	0.0	0.0	14.1	0.0	0.0	9.2
					재 활 용	55.7	49.8	0.0	8.9	0.0	14.7	0.0	0.0	0.0	0.0	0.0	0.0	26.0	0.2	0.0
					해역배출	0.0	0.0	0.0	0.0	0.0	0.0	0.0	0.0	0.0	0.0	0.0	0.0	0.0	0.0	0.0
	소계	I		발생량		22.1	20.0	0.0	0.0	0.0	4.7	0.0	0.0	1.9	4.4	1.3	2.3	1.9	0.0	3.5
				처리방법	매 립	5.1	3.4	0.0	0.0	0.0	0.0	0.0	0.0	0.0	3.4	0.0	0.0	0.0	0.0	0.0
					소 각	2.8	2.7	0.0	0.0	0.0	2.7	0.0	0.0	0.0	0.0	0.0	0.0	0.0	0.0	0.0
					재 활 용	14.2	13.9	0.0	0.0	0.0	2.0	0.0	0.0	1.9	1.0	1.3	2.3	1.9	0.0	3.5
					해역배출	0.0	0.0	0.0	0.0	0.0	0.0	0.0	0.0	0.0	0.0	0.0	0.0	0.0	0.0	0.0
	소계	J		발생량		44.6	44.0	2.5	0.0	0.0	12.2	0.0	0.0	1.0	0.0	0.0	26.8	0.1	0.0	1.4
				처리방법	매 립	0.0	0.0	0.0	0.0	0.0	0.0	0.0	0.0	0.0	0.0	0.0	0.0	0.0	0.0	0.0
					소 각	0.7	0.7	0.0	0.0	0.0	0.7	0.0	0.0	0.0	0.0	0.0	0.0	0.0	0.0	0.0
					재 활 용	43.9	43.3	2.5	0.0	0.0	11.5	0.0	0.0	1.0	0.0	0.0	26.8	0.1	0.0	1.4
					해역배출	0.0	0.0	0.0	0.0	0.0	0.0	0.0	0.0	0.0	0.0	0.0	0.0	0.0	0.0	0.0
	소계	K		발생량		3.0	1.9	0.0	0.5	0.0	0.4	0.0	0.0	0.0	0.0	0.0	0.0	0.5	0.0	0.5
				처리방법	매 립	1.1	0.0	0.0	0.0	0.0	0.0	0.0	0.0	0.0	0.0	0.0	0.0	0.0	0.0	0.0
					소 각	0.2	0.2	0.0	0.0	0.0	0.1	0.0	0.0	0.0	0.0	0.0	0.0	0.0	0.0	0.1
					재 활 용	1.7	1.7	0.0	0.5	0.0	0.3	0.0	0.0	0.0	0.0	0.0	0.0	0.5	0.0	0.4
					해역배출	0.0	0.0	0.0	0.0	0.0	0.0	0.0	0.0	0.0	0.0	0.0	0.0	0.0	0.0	0.0
	소계	L		발생량		24.0	16.4	1.6	0.2	0.0	12.8	0.0	0.0	1.5	0.0	0.0	0.0	0.2	0.0	0.1
				처리방법	매 립	3.5	1.5	0.0	0.0	0.0	0.0	0.0	0.0	1.5	0.0	0.0	0.0	0.0	0.0	0.0
					소 각	6.0	5.4	1.5	0.0	0.0	3.6	0.0	0.0	0.0	0.0	0.0	0.0	0.2	0.0	0.1
					재 활 용	14.5	9.5	0.1	0.2	0.0	9.2	0.0	0.0	0.0	0.0	0.0	0.0	0.0	0.0	0.0
					해역배출	0.0	0.0	0.0	0.0	0.0	0.0	0.0	0.0	0.0	0.0	0.0	0.0	0.0	0.0	0.0
	소계	M		발생량		321.9	146.8	0.5	1.1	0.0	42.5	1.7	0.0	5.9	2.7	0.0	92.0	0.1	0.0	0.3
				처리방법	매 립	135.2	27.8	0.0	0.0	0.0	0.0	0.0	0.0	1.3	2.1	0.0	24.4	0.0	0.0	0.0
					소 각	2.2	2.2	0.0	0.0	0.0	0.6	0.7	0.0	0.0	0.6	0.0	0.0	0.0	0.0	0.3
					재 활 용	182.9	116.8	0.5	1.1	0.0	41.9	1.0	0.0	4.6	0.0	0.0	67.6	0.1	0.0	0.0
					해역배출	1.6	0.0	0.0	0.0	0.0	0.0	0.0	0.0	0.0	0.0	0.0	0.0	0.0	0.0	0.0
	소계	N		발생량		349.5	285.5	0.0	1.9	0.0	15.2	0.1	0.0	130.3	0.1	0.0	112.5	0.7	0.0	24.7
				처리방법	매 립	65.0	18.4	0.0	0.0	0.0	0.0	0.0	0.0	18.4	0.0	0.0	0.0	0.0	0.0	0.0
					소 각	32.0	31.7	0.0	0.2	0.0	7.7	0.0	0.0	5.1	0.1	0.0	18.2	0.0	0.0	0.4
					재 활 용	252.5	235.4	0.0	1.7	0.0	7.5	0.1	0.0	106.8	0.0	0.0	94.3	0.7	0.0	24.3
					해역배출	0.0	0.0	0.0	0.0	0.0	0.0	0.0	0.0	0.0	0.0	0.0	0.0	0.0	0.0	0.0
	소계	O		발생량		1,886.9	1,226.5	0.0	31.6	1.8	67.0	1.4	0.0	81.7	48.8	3.1	797.5	57.3	0.0	136.3
				처리방법	매 립	789.1	346.4	0.0	0.0	0.0	0.0	0.0	0.0	7.0	0.3	0.3	317.5	0.3	0.0	20.8
					소 각	246.4	243.9	0.0	1.3	1.1	28.7	0.5	0.0	4.4	34.6	0.0	71.4	13.7	0.0	88.2
					재 활 용	851.4	636.2	0.0	30.3	0.7	38.3	0.9	0.0	70.3	13.9	2.6	408.6	43.3	0.0	27.3
					해역배출	0.0	0.0	0.0	0.0	0.0	0.0	0.0	0.0	0.0	0.0	0.0	0.0	0.0	0.0	0.0
	소계	P		발생량		27.3	21.6	1.1	3.0	0.3	9.9	0.9	0.0	0.0	0.0	1.1	0.0	2.4	0.0	2.9
				처리방법	매 립	3.3	0.4													0.4
					소 각	7.1	7.1	0.7		0.1	3.6	0.9								1.8
					재 활 용	15.3	14.1	0.4	3.0	0.2	6.3					1.1		2.4		0.7
					해역배출	1.6	0.0													
	소계	Q		발생량		166.0	162.2	0.0	0.0	0.0	20.1	0.0	0.0	0.9	0.0	0.0	0.0	2.1	0.0	139.1
				처리방법	매 립	133.2	131.3	0.0	0.0	0.0	0.0	0.0	0.0	0.3	0.0	0.0	0.0	0.0	0.0	131.0
					소 각	18.2	17.9	0.0	0.0	0.0	12.4	0.0	0.0	0.0	0.0	0.0	0.0	0.0	0.0	5.5
					재 활 용	14.6	13.0	0.0	0.0	0.0	7.7	0.0	0.0	0.6	0.0	0.0	0.0	2.1	0.0	2.6
					해역배출	0.0	0.0	0.0	0.0	0.0	0.0	0.0	0.0	0.0	0.0	0.0	0.0	0.0	0.0	0.0
	소계	R		발생량		191.5	54.5	0.0	3.3	0.0	6.1	0.8	0.0	11.7	3.6	0.0	12.3	14.3	0.8	1.6
				처리방법	매 립	52.4	3.4				0.4							3.0		
					소 각	5.3	5.1		1.3		2.8						0.0	0.4		0.6
					재 활 용	133.8	46.0		2.0		2.9	0.8		11.7	3.6		12.3	10.9	0.8	1.0
					해역배출	0.0	0.0													

(단위:톤/일)

구분		업종		발생량 및 처리현황		불 연 성															
시도	시군구	대분류	중분류			소계	광재류	연소재	소각재	분진류	폐주물사 모래류	폐금속류	폐석회 석고류	폐촉매	폐흡착재폐흡수재	유리·도자기편류	무기성오니류				기타
																	폐수처리오니	공정오니	정수처리오니	하수처리오니	
전국	소계	H		발 생 량		9.7	0.2	0.0	2.0	0.1	1.8	0.0	0.0	0.0	0.8	0.2	0.3	0.0	0.0	1.5	2.8
				처리방법	매 립	3.6	0.2	0.0	0.3	0.1	0.0	0.0	0.0	0.0	0.0	0.2	0.1	0.0	0.0	0.0	2.7
					소 각	0.2	0.0	0.0	0.0	0.0	0.0	0.0	0.0	0.0	0.2	0.0	0.0	0.0	0.0	0.0	0.0
					재 활 용	5.9	0.0	0.0	1.7	0.0	1.8	0.0	0.0	0.0	0.6	0.0	0.2	0.0	0.0	1.5	0.1
					해역배출	0.0	0.0	0.0	0.0	0.0	0.0	0.0	0.0	0.0	0.0	0.0	0.0	0.0	0.0	0.0	0.0
	소계	I		발 생 량		2.1	0.0	0.0	0.0	0.0	0.0	0.0	0.0	0.0	1.2	0.0	0.0	0.9	0.0	0.0	0.0
				처리방법	매 립	1.7	0.0	0.0	0.0	0.0	0.0	0.0	0.0	0.0	0.8	0.0	0.0	0.9	0.0	0.0	0.0
					소 각	0.1	0.0	0.0	0.0	0.0	0.0	0.0	0.0	0.0	0.1	0.0	0.0	0.0	0.0	0.0	0.0
					재 활 용	0.3	0.0	0.0	0.0	0.0	0.0	0.0	0.0	0.0	0.3	0.0	0.0	0.0	0.0	0.0	0.0
					해역배출	0.0	0.0	0.0	0.0	0.0	0.0	0.0	0.0	0.0	0.0	0.0	0.0	0.0	0.0	0.0	0.0
	소계	J		발 생 량		0.6	0.0	0.0	0.0	0.0	0.0	0.0	0.0	0.0	0.0	0.0	0.0	0.0	0.0	0.0	0.6
				처리방법	매 립	0.0	0.0	0.0	0.0	0.0	0.0	0.0	0.0	0.0	0.0	0.0	0.0	0.0	0.0	0.0	0.0
					소 각	0.0	0.0	0.0	0.0	0.0	0.0	0.0	0.0	0.0	0.0	0.0	0.0	0.0	0.0	0.0	0.0
					재 활 용	0.6	0.0	0.0	0.0	0.0	0.0	0.0	0.0	0.0	0.0	0.0	0.0	0.0	0.0	0.0	0.6
					해역배출	0.0	0.0	0.0	0.0	0.0	0.0	0.0	0.0	0.0	0.0	0.0	0.0	0.0	0.0	0.0	0.0
	소계	K		발 생 량		1.1	0.0	0.0	0.0	0.0	0.0	0.0	0.0	0.0	0.0	0.0	0.0	0.0	0.0	0.0	1.1
				처리방법	매 립	1.1	0.0	0.0	0.0	0.0	0.0	0.0	0.0	0.0	0.0	0.0	0.0	0.0	0.0	0.0	1.1
					소 각	0.0	0.0	0.0	0.0	0.0	0.0	0.0	0.0	0.0	0.0	0.0	0.0	0.0	0.0	0.0	0.0
					재 활 용	0.0	0.0	0.0	0.0	0.0	0.0	0.0	0.0	0.0	0.0	0.0	0.0	0.0	0.0	0.0	0.0
					해역배출	0.0	0.0	0.0	0.0	0.0	0.0	0.0	0.0	0.0	0.0	0.0	0.0	0.0	0.0	0.0	0.0
	소계	L		발 생 량		7.6	0.1	0.0	0.3	0.0	2.5	1.8	0.0	0.0	0.0	0.6	0.1	1.2	0.0	0.0	1.0
				처리방법	매 립	2.0	0.0	0.0	0.3	0.0	0.6	0.0	0.0	0.0	0.0	0.0	0.1	0.0	0.0	0.0	1.0
					소 각	0.6	0.0	0.0	0.0	0.0	0.0	0.0	0.0	0.0	0.0	0.6	0.0	0.0	0.0	0.0	0.0
					재 활 용	5.0	0.1	0.0	0.0	0.0	1.9	1.8	0.0	0.0	0.0	0.0	0.0	1.2	0.0	0.0	0.0
					해역배출	0.0	0.0	0.0	0.0	0.0	0.0	0.0	0.0	0.0	0.0	0.0	0.0	0.0	0.0	0.0	0.0
	소계	M		발 생 량		175.1	0.0	41.6	35.9	0.4	0.2	7.2	0.0	0.0	1.2	2.6	12.9	0.1	0.0	0.2	72.8
				처리방법	매 립	107.4	0.0	0.0	35.9	0.4	0.0	0.0	0.0	0.0	0.6	0.1	11.3	0.1	0.0	0.2	58.8
					소 각	0.0	0.0	0.0	0.0	0.0	0.0	0.0	0.0	0.0	0.0	0.0	0.0	0.0	0.0	0.0	0.0
					재 활 용	66.1	0.0	41.6	0.0	0.0	0.2	7.2	0.0	0.0	0.6	2.5	0.0	0.0	0.0	0.0	14.0
					해역배출	1.6	0.0	0.0	0.0	0.0	0.0	0.0	0.0	0.0	0.0	0.0	1.6	0.0	0.0	0.0	0.0
	소계	N		발 생 량		64.0	0.0	0.0	42.0	0.4	0.9	0.0	0.0	0.2	0.8	0.0	5.1	0.1	0.1	0.3	14.1
				처리방법	매 립	46.6	0.0	0.0	42.0	0.1	0.8	0.0	0.0	0.2	0.4	0.0	1.7	0.1	0.1	0.3	0.9
					소 각	0.3	0.0	0.0	0.0	0.0	0.0	0.0	0.0	0.0	0.0	0.0	0.2	0.0	0.0	0.0	0.1
					재 활 용	17.1	0.0	0.0	0.0	0.3	0.1	0.0	0.0	0.0	0.4	0.0	3.2	0.0	0.0	0.0	13.1
					해역배출	0.0	0.0	0.0	0.0	0.0	0.0	0.0	0.0	0.0	0.0	0.0	0.0	0.0	0.0	0.0	0.0
	소계	O		발 생 량		660.4	0.6	54.3	153.7	0.5	12.4	0.0	42.6	0.0	0.5	2.0	4.8	21.7	45.4	287.6	34.3
				처리방법	매 립	442.7	0.6	54.3	147.1	0.5	6.9	0.0	38.9	0.0	0.0	1.0	2.0	15.7	28.5	127.9	19.3
					소 각	2.5	0.0	0.0	0.0	0.0	0.0	0.0	0.0	0.0	0.0	0.0	0.0	0.0	0.0	1.7	0.8
					재 활 용	215.2	0.0	0.0	6.6	0.0	5.5	0.0	3.7	0.0	0.5	1.0	2.8	6.0	16.9	158.0	14.2
					해역배출	0.0	0.0	0.0	0.0	0.0	0.0	0.0	0.0	0.0	0.0	0.0	0.0	0.0	0.0	0.0	0.0
	소계	P		발 생 량		5.7	0.0	0.0	0.0	0.0	2.5	0.0	0.0	0.0	0.2	0.0	2.9	0.0	0.0	0.0	0.1
				처리방법	매 립	2.9					1.5				0.1		1.3				
					소 각	0.0															
					재 활 용	1.2					1.0				0.1						0.1
					해역배출	1.6											1.6				
	소계	Q		발 생 량		3.8	0.0	0.0	0.1	0.0	0.5	0.0	0.0	0.0	0.0	0.5	0.5	0.0	0.0	0.0	2.2
				처리방법	매 립	1.9	0.0	0.0	0.1	0.0	0.0	0.0	0.0	0.0	0.0	0.4	0.4	0.0	0.0	0.0	1.0
					소 각	0.3	0.0	0.0	0.0	0.0	0.0	0.0	0.0	0.0	0.0	0.0	0.0	0.0	0.0	0.0	0.3
					재 활 용	1.6	0.0	0.0	0.0	0.0	0.5	0.0	0.0	0.0	0.0	0.1	0.1	0.0	0.0	0.0	0.9
					해역배출	0.0	0.0	0.0	0.0	0.0	0.0	0.0	0.0	0.0	0.0	0.0	0.0	0.0	0.0	0.0	0.0
	소계	R		발 생 량		137.0	8.4	0.0	2.2	6.9	12.2	0.1	0.7	0.0	0.3	1.0	32.5	25.8	0.0	0.0	46.9
				처리방법	매 립	49.0	2.5		2.2	6.6	12.2		0.7		0.2		11.1	12.6			0.9
					소 각	0.2															0.2
					재 활 용	87.8	5.9			0.3		0.1			0.1	1.0	21.4	13.2			45.8
					해역배출	0.0															

(단위:톤/일)

지역구분		업종		발생량 및 처리현황		총계	가 연 성													
시도	시군구	대분류	중분류				소계	폐지류	폐목재류	폐합성고분자화합물				유기성오니류				동식물성잔재물	폐식용유	기타
										폐섬유류	폐합성 수지	폐합성 고무	폐피혁	폐수처리오니	공정오니	정수 처리오니	하수 처리오니			
전국	소계	S		발 생 량		344.9	143.8	0.0	2.8	0.4	43.3	2.3	0.0	55.8	10.4	0.0	4.0	18.7	0.0	6.1
				처리방법	매 립	151.0	25.2	0.0	0.0	0.0	0.0	0.0	0.0	24.1	0.0	0.0	0.1	0.0	0.0	1.0
					소 각	11.5	11.5	0.0	0.4	0.1	6.2	0.1	0.0	0.0	0.0	0.0	0.2	0.2	0.0	4.3
					재 활 용	152.7	77.4	0.0	2.4	0.3	37.1	2.2	0.0	2.0	10.4	0.0	3.7	18.5	0.0	0.8
					해역배출	29.7	29.7	0.0	0.0	0.0	0.0	0.0	0.0	29.7	0.0	0.0	0.0	0.0	0.0	0.0
	소계	T		발 생 량		6.8	6.2	0.0	6.2	0.0	0.0	0.0	0.0	0.0	0.0	0.0	0.0	0.0	0.0	0.0
				처리방법	매 립	0.5	0.0													
					소 각	0.0	0.0													
					재 활 용	6.3	6.2		6.2											
					해역배출	0.0	0.0													
서울	합계			발 생 량		1,153.7	900.4	0.2	26.8	0.2	129.8	0.3	0.0	11.7	0.1	0.0	463.6	46.6	0.2	220.9
				처리방법	매 립	440.3	353.3	0.0	0.0	0.0	0.0	0.0	0.0	7.6	0.1	0.0	342.0	0.0	0.0	3.6
					소 각	181.9	178.3	0.0	0.9	0.1	47.3	0.3	0.0	1.2	0.0	0.0	121.6	0.0	0.0	6.9
					재 활 용	531.5	368.8	0.2	25.9	0.1	82.5	0.0	0.0	2.9	0.0	0.0	0.0	46.6	0.2	210.4
					해역배출	0.0	0.0	0.0	0.0	0.0	0.0	0.0	0.0	0.0	0.0	0.0	0.0	0.0	0.0	0.0
	종로구	소계		발 생 량		0.0	0.0	0.0	0.0	0.0	0.0	0.0	0.0	0.0	0.0	0.0	0.0	0.0	0.0	0.0
				처리방법	매 립	0.0	0.0	0.0	0.0	0.0	0.0	0.0	0.0	0.0	0.0	0.0	0.0	0.0	0.0	0.0
					소 각	0.0	0.0	0.0	0.0	0.0	0.0	0.0	0.0	0.0	0.0	0.0	0.0	0.0	0.0	0.0
					재 활 용	0.0	0.0	0.0	0.0	0.0	0.0	0.0	0.0	0.0	0.0	0.0	0.0	0.0	0.0	0.0
					해역배출	0.0	0.0	0.0	0.0	0.0	0.0	0.0	0.0	0.0	0.0	0.0	0.0	0.0	0.0	0.0
				발 생 량		0.0	0.0	0.0	0.0	0.0	0.0	0.0	0.0	0.0	0.0	0.0	0.0	0.0	0.0	0.0
				처리방법	매 립	0.0	0.0	0.0	0.0	0.0	0.0	0.0	0.0	0.0	0.0	0.0	0.0	0.0	0.0	0.0
					소 각	0.0	0.0	0.0	0.0	0.0	0.0	0.0	0.0	0.0	0.0	0.0	0.0	0.0	0.0	0.0
					재 활 용	0.0	0.0	0.0	0.0	0.0	0.0	0.0	0.0	0.0	0.0	0.0	0.0	0.0	0.0	0.0
					해역배출	0.0	0.0	0.0	0.0	0.0	0.0	0.0	0.0	0.0	0.0	0.0	0.0	0.0	0.0	0.0
	중구	소계		발 생 량		0.1	0.1	0.0	0.0	0.0	0.0	0.0	0.0	0.0	0.1	0.0	0.0	0.0	0.0	0.0
				처리방법	매 립	0.1	0.1	0.0	0.0	0.0	0.0	0.0	0.0	0.0	0.1	0.0	0.0	0.0	0.0	0.0
					소 각	0.0	0.0	0.0	0.0	0.0	0.0	0.0	0.0	0.0	0.0	0.0	0.0	0.0	0.0	0.0
					재 활 용	0.0	0.0	0.0	0.0	0.0	0.0	0.0	0.0	0.0	0.0	0.0	0.0	0.0	0.0	0.0
					해역배출	0.0	0.0	0.0	0.0	0.0	0.0	0.0	0.0	0.0	0.0	0.0	0.0	0.0	0.0	0.0
		I		발 생 량		0.1	0.1	0.0	0.0	0.0	0.0	0.0	0.0	0.0	0.1	0.0	0.0	0.0	0.0	0.0
				처리방법	매 립	0.1	0.1	0.0	0.0	0.0	0.0	0.0	0.0	0.0	0.1	0.0	0.0	0.0	0.0	0.0
					소 각	0.0	0.0	0.0	0.0	0.0	0.0	0.0	0.0	0.0	0.0	0.0	0.0	0.0	0.0	0.0
					재 활 용	0.0	0.0	0.0	0.0	0.0	0.0	0.0	0.0	0.0	0.0	0.0	0.0	0.0	0.0	0.0
					해역배출	0.0	0.0	0.0	0.0	0.0	0.0	0.0	0.0	0.0	0.0	0.0	0.0	0.0	0.0	0.0
	용산구	소계		발 생 량		0.0	0.0	0.0	0.0	0.0	0.0	0.0	0.0	0.0	0.0	0.0	0.0	0.0	0.0	0.0
				처리방법	매 립	0.0	0.0	0.0	0.0	0.0	0.0	0.0	0.0	0.0	0.0	0.0	0.0	0.0	0.0	0.0
					소 각	0.0	0.0	0.0	0.0	0.0	0.0	0.0	0.0	0.0	0.0	0.0	0.0	0.0	0.0	0.0
					재 활 용	0.0	0.0	0.0	0.0	0.0	0.0	0.0	0.0	0.0	0.0	0.0	0.0	0.0	0.0	0.0
					해역배출	0.0	0.0	0.0	0.0	0.0	0.0	0.0	0.0	0.0	0.0	0.0	0.0	0.0	0.0	0.0
				발 생 량		0.0	0.0	0.0	0.0	0.0	0.0	0.0	0.0	0.0	0.0	0.0	0.0	0.0	0.0	0.0
				처리방법	매 립	0.0	0.0	0.0	0.0	0.0	0.0	0.0	0.0	0.0	0.0	0.0	0.0	0.0	0.0	0.0
					소 각	0.0	0.0	0.0	0.0	0.0	0.0	0.0	0.0	0.0	0.0	0.0	0.0	0.0	0.0	0.0
					재 활 용	0.0	0.0	0.0	0.0	0.0	0.0	0.0	0.0	0.0	0.0	0.0	0.0	0.0	0.0	0.0
					해역배출	0.0	0.0	0.0	0.0	0.0	0.0	0.0	0.0	0.0	0.0	0.0	0.0	0.0	0.0	0.0
	성동구	소계		발 생 량		5.9	1.8	0.0	0.0	0.0	1.8	0.0	0.0	0.0	0.0	0.0	0.0	0.0	0.0	0.0
				처리방법	매 립	0.5	0.0	0.0	0.0	0.0	0.0	0.0	0.0	0.0	0.0	0.0	0.0	0.0	0.0	0.0
					소 각	5.4	1.8	0.0	0.0	0.0	1.8	0.0	0.0	0.0	0.0	0.0	0.0	0.0	0.0	0.0
					재 활 용	0.0	0.0	0.0	0.0	0.0	0.0	0.0	0.0	0.0	0.0	0.0	0.0	0.0	0.0	0.0
					해역배출	0.0	0.0	0.0	0.0	0.0	0.0	0.0	0.0	0.0	0.0	0.0	0.0	0.0	0.0	0.0
		E		발 생 량		5.9	1.8	0.0	0.0	0.0	1.8	0.0	0.0	0.0	0.0	0.0	0.0	0.0	0.0	0.0
				처리방법	매 립	0.5	0.0	0.0	0.0	0.0	0.0	0.0	0.0	0.0	0.0	0.0	0.0	0.0	0.0	0.0
					소 각	5.4	1.8	0.0	0.0	0.0	1.8	0.0	0.0	0.0	0.0	0.0	0.0	0.0	0.0	0.0
					재 활 용	0.0	0.0	0.0	0.0	0.0	0.0	0.0	0.0	0.0	0.0	0.0	0.0	0.0	0.0	0.0
					해역배출	0.0	0.0	0.0	0.0	0.0	0.0	0.0	0.0	0.0	0.0	0.0	0.0	0.0	0.0	0.0

(단위:톤/일)

구분		업종		발생량 및 처리현황	불 연 성															
시도	시군구	대분류	중분류		소계	광재류	연소재	소각재	분진류	폐주물사 모래류	폐금속류	폐석회 석고류	폐촉매	폐흡착재폐흡수재	유리·도자기편류	무기성오니류				기타
																폐수처리오니	공정오니	정수처리오니	하수처리오니	
전국	소계	S		발 생 량	201.1	8.4	0.2	106.5	2.5	30.2	0.0	0.0	0.1	0.2	1.1	38.5	1.2	0.0	0.9	11.3
				처리방법 매 립	125.8	7.6	0.2	76.9	1.5	4.6	0.0	0.0	0.0	0.0	1.1	21.2	1.2	0.0	0.9	10.6
				처리방법 소 각	0.0	0.0	0.0	0.0	0.0	0.0	0.0	0.0	0.0	0.0	0.0	0.0	0.0	0.0	0.0	0.0
				처리방법 재 활 용	75.3	0.8	0.0	29.6	1.0	25.6	0.0	0.0	0.1	0.2	0.0	17.3	0.0	0.0	0.0	0.7
				처리방법 해역배출	0.0	0.0	0.0	0.0	0.0	0.0	0.0	0.0	0.0	0.0	0.0	0.0	0.0	0.0	0.0	0.0
	소계	T		발 생 량	0.6	0.0	0.0	0.5	0.1	0.0	0.0	0.0	0.0	0.0	0.0	0.0	0.0	0.0	0.0	0.0
				처리방법 매 립	0.5			0.5												
				처리방법 소 각	0.0															
				처리방법 재 활 용	0.1				0.1											
				처리방법 해역배출	0.0															
서울	합계			발 생 량	253.3	1.1	0.0	80.1	0.0	5.3	0.5	0.0	0.0	0.5	0.2	6.5	1.9	112.0	45.2	0.0
				처리방법 매 립	87.0	0.0	0.0	80.1	0.0	0.0	0.0	0.0	0.0	0.1	0.2	6.5	0.1	0.0	0.0	0.0
				처리방법 소 각	3.6	0.0	0.0	0.0	0.0	3.1	0.5	0.0	0.0	0.0	0.0	0.0	0.0	0.0	0.0	0.0
				처리방법 재 활 용	162.7	1.1	0.0	0.0	0.0	2.2	0.0	0.0	0.0	0.4	0.0	0.0	1.8	112.0	45.2	0.0
				처리방법 해역배출	0.0	0.0	0.0	0.0	0.0	0.0	0.0	0.0	0.0	0.0	0.0	0.0	0.0	0.0	0.0	0.0
	종로구	소계		발 생 량	0.0	0.0	0.0	0.0	0.0	0.0	0.0	0.0	0.0	0.0	0.0	0.0	0.0	0.0	0.0	0.0
				처리방법 매 립	0.0	0.0	0.0	0.0	0.0	0.0	0.0	0.0	0.0	0.0	0.0	0.0	0.0	0.0	0.0	0.0
				처리방법 소 각	0.0	0.0	0.0	0.0	0.0	0.0	0.0	0.0	0.0	0.0	0.0	0.0	0.0	0.0	0.0	0.0
				처리방법 재 활 용	0.0	0.0	0.0	0.0	0.0	0.0	0.0	0.0	0.0	0.0	0.0	0.0	0.0	0.0	0.0	0.0
				처리방법 해역배출	0.0	0.0	0.0	0.0	0.0	0.0	0.0	0.0	0.0	0.0	0.0	0.0	0.0	0.0	0.0	0.0
				발 생 량	0.0	0.0	0.0	0.0	0.0	0.0	0.0	0.0	0.0	0.0	0.0	0.0	0.0	0.0	0.0	0.0
				처리방법 매 립	0.0	0.0	0.0	0.0	0.0	0.0	0.0	0.0	0.0	0.0	0.0	0.0	0.0	0.0	0.0	0.0
				처리방법 소 각	0.0	0.0	0.0	0.0	0.0	0.0	0.0	0.0	0.0	0.0	0.0	0.0	0.0	0.0	0.0	0.0
				처리방법 재 활 용	0.0	0.0	0.0	0.0	0.0	0.0	0.0	0.0	0.0	0.0	0.0	0.0	0.0	0.0	0.0	0.0
				처리방법 해역배출	0.0	0.0	0.0	0.0	0.0	0.0	0.0	0.0	0.0	0.0	0.0	0.0	0.0	0.0	0.0	0.0
	중구	소계		발 생 량	0.0	0.0	0.0	0.0	0.0	0.0	0.0	0.0	0.0	0.0	0.0	0.0	0.0	0.0	0.0	0.0
				처리방법 매 립	0.0	0.0	0.0	0.0	0.0	0.0	0.0	0.0	0.0	0.0	0.0	0.0	0.0	0.0	0.0	0.0
				처리방법 소 각	0.0	0.0	0.0	0.0	0.0	0.0	0.0	0.0	0.0	0.0	0.0	0.0	0.0	0.0	0.0	0.0
				처리방법 재 활 용	0.0	0.0	0.0	0.0	0.0	0.0	0.0	0.0	0.0	0.0	0.0	0.0	0.0	0.0	0.0	0.0
				처리방법 해역배출	0.0	0.0	0.0	0.0	0.0	0.0	0.0	0.0	0.0	0.0	0.0	0.0	0.0	0.0	0.0	0.0
		I		발 생 량	0.0	0.0	0.0	0.0	0.0	0.0	0.0	0.0	0.0	0.0	0.0	0.0	0.0	0.0	0.0	0.0
				처리방법 매 립	0.0	0.0	0.0	0.0	0.0	0.0	0.0	0.0	0.0	0.0	0.0	0.0	0.0	0.0	0.0	0.0
				처리방법 소 각	0.0	0.0	0.0	0.0	0.0	0.0	0.0	0.0	0.0	0.0	0.0	0.0	0.0	0.0	0.0	0.0
				처리방법 재 활 용	0.0	0.0	0.0	0.0	0.0	0.0	0.0	0.0	0.0	0.0	0.0	0.0	0.0	0.0	0.0	0.0
				처리방법 해역배출	0.0	0.0	0.0	0.0	0.0	0.0	0.0	0.0	0.0	0.0	0.0	0.0	0.0	0.0	0.0	0.0
	용산구	소계		발 생 량	0.0	0.0	0.0	0.0	0.0	0.0	0.0	0.0	0.0	0.0	0.0	0.0	0.0	0.0	0.0	0.0
				처리방법 매 립	0.0	0.0	0.0	0.0	0.0	0.0	0.0	0.0	0.0	0.0	0.0	0.0	0.0	0.0	0.0	0.0
				처리방법 소 각	0.0	0.0	0.0	0.0	0.0	0.0	0.0	0.0	0.0	0.0	0.0	0.0	0.0	0.0	0.0	0.0
				처리방법 재 활 용	0.0	0.0	0.0	0.0	0.0	0.0	0.0	0.0	0.0	0.0	0.0	0.0	0.0	0.0	0.0	0.0
				처리방법 해역배출	0.0	0.0	0.0	0.0	0.0	0.0	0.0	0.0	0.0	0.0	0.0	0.0	0.0	0.0	0.0	0.0
				발 생 량	0.0	0.0	0.0	0.0	0.0	0.0	0.0	0.0	0.0	0.0	0.0	0.0	0.0	0.0	0.0	0.0
				처리방법 매 립	0.0	0.0	0.0	0.0	0.0	0.0	0.0	0.0	0.0	0.0	0.0	0.0	0.0	0.0	0.0	0.0
				처리방법 소 각	0.0	0.0	0.0	0.0	0.0	0.0	0.0	0.0	0.0	0.0	0.0	0.0	0.0	0.0	0.0	0.0
				처리방법 재 활 용	0.0	0.0	0.0	0.0	0.0	0.0	0.0	0.0	0.0	0.0	0.0	0.0	0.0	0.0	0.0	0.0
				처리방법 해역배출	0.0	0.0	0.0	0.0	0.0	0.0	0.0	0.0	0.0	0.0	0.0	0.0	0.0	0.0	0.0	0.0
	성동구	소계		발 생 량	4.1	0.0	0.0	0.0	0.0	3.1	0.5	0.0	0.0	0.1	0.0	0.4	0.0	0.0	0.0	0.0
				처리방법 매 립	0.5	0.0	0.0	0.0	0.0	0.0	0.0	0.0	0.0	0.1	0.0	0.4	0.0	0.0	0.0	0.0
				처리방법 소 각	3.6	0.0	0.0	0.0	0.0	3.1	0.5	0.0	0.0	0.0	0.0	0.0	0.0	0.0	0.0	0.0
				처리방법 재 활 용	0.0	0.0	0.0	0.0	0.0	0.0	0.0	0.0	0.0	0.0	0.0	0.0	0.0	0.0	0.0	0.0
				처리방법 해역배출	0.0	0.0	0.0	0.0	0.0	0.0	0.0	0.0	0.0	0.0	0.0	0.0	0.0	0.0	0.0	0.0
		E		발 생 량	4.1	0.0	0.0	0.0	0.0	3.1	0.5	0.0	0.0	0.1	0.0	0.4	0.0	0.0	0.0	0.0
				처리방법 매 립	0.5	0.0	0.0	0.0	0.0	0.0	0.0	0.0	0.0	0.1	0.0	0.4	0.0	0.0	0.0	0.0
				처리방법 소 각	3.6	0.0	0.0	0.0	0.0	3.1	0.5	0.0	0.0	0.0	0.0	0.0	0.0	0.0	0.0	0.0
				처리방법 재 활 용	0.0	0.0	0.0	0.0	0.0	0.0	0.0	0.0	0.0	0.0	0.0	0.0	0.0	0.0	0.0	0.0
				처리방법 해역배출	0.0	0.0	0.0	0.0	0.0	0.0	0.0	0.0	0.0	0.0	0.0	0.0	0.0	0.0	0.0	0.0

(단위:톤/일)

지역구분		업종		발생량 및 처리현황		총계	가 연 성													
시도	시군구	대분류	중분류				소계	폐지류	폐목재류	폐합성고분자화합물				유기성오니류				동식물성잔재물	폐식용유	기타
										폐섬유류	폐합성 수지	폐합성 고무	폐피혁	폐수처리오니	공정오니	정수 처리오니	하수 처리오니			
서울	광진구	소계		발 생 량		14.0	0.0	0.0	0.0	0.0	0.0	0.0	0.0	0.0	0.0	0.0	0.0	0.0	0.0	0.0
				처리방법	매 립	0.0	0.0	0.0	0.0	0.0	0.0	0.0	0.0	0.0	0.0	0.0	0.0	0.0	0.0	0.0
					소 각	0.0	0.0	0.0	0.0	0.0	0.0	0.0	0.0	0.0	0.0	0.0	0.0	0.0	0.0	0.0
					재 활 용	14.0	0.0	0.0	0.0	0.0	0.0	0.0	0.0	0.0	0.0	0.0	0.0	0.0	0.0	0.0
					해역배출	0.0	0.0	0.0	0.0	0.0	0.0	0.0	0.0	0.0	0.0	0.0	0.0	0.0	0.0	0.0
		E		발 생 량		14.0	0.0	0.0	0.0	0.0	0.0	0.0	0.0	0.0	0.0	0.0	0.0	0.0	0.0	0.0
				처리방법	매 립	0.0	0.0	0.0	0.0	0.0	0.0	0.0	0.0	0.0	0.0	0.0	0.0	0.0	0.0	0.0
					소 각	0.0	0.0	0.0	0.0	0.0	0.0	0.0	0.0	0.0	0.0	0.0	0.0	0.0	0.0	0.0
					재 활 용	14.0	0.0	0.0	0.0	0.0	0.0	0.0	0.0	0.0	0.0	0.0	0.0	0.0	0.0	0.0
					해역배출	0.0	0.0	0.0	0.0	0.0	0.0	0.0	0.0	0.0	0.0	0.0	0.0	0.0	0.0	0.0
	동대문구	소계		발 생 량		6.5	6.5	0.0	0.0	0.0	0.0	0.0	0.0	6.5	0.0	0.0	0.0	0.0	0.0	0.0
				처리방법	매 립	6.5	6.5	0.0	0.0	0.0	0.0	0.0	0.0	6.5	0.0	0.0	0.0	0.0	0.0	0.0
					소 각	0.0	0.0	0.0	0.0	0.0	0.0	0.0	0.0	0.0	0.0	0.0	0.0	0.0	0.0	0.0
					재 활 용	0.0	0.0	0.0	0.0	0.0	0.0	0.0	0.0	0.0	0.0	0.0	0.0	0.0	0.0	0.0
					해역배출	0.0	0.0	0.0	0.0	0.0	0.0	0.0	0.0	0.0	0.0	0.0	0.0	0.0	0.0	0.0
		E		발 생 량		6.5	6.5	0.0	0.0	0.0	0.0	0.0	0.0	6.5	0.0	0.0	0.0	0.0	0.0	0.0
				처리방법	매 립	6.5	6.5	0.0	0.0	0.0	0.0	0.0	0.0	6.5	0.0	0.0	0.0	0.0	0.0	0.0
					소 각	0.0	0.0	0.0	0.0	0.0	0.0	0.0	0.0	0.0	0.0	0.0	0.0	0.0	0.0	0.0
					재 활 용	0.0	0.0	0.0	0.0	0.0	0.0	0.0	0.0	0.0	0.0	0.0	0.0	0.0	0.0	0.0
					해역배출	0.0	0.0	0.0	0.0	0.0	0.0	0.0	0.0	0.0	0.0	0.0	0.0	0.0	0.0	0.0
	중랑구	소계		발 생 량		0.0	0.0	0.0	0.0	0.0	0.0	0.0	0.0	0.0	0.0	0.0	0.0	0.0	0.0	0.0
				처리방법	매 립	0.0	0.0	0.0	0.0	0.0	0.0	0.0	0.0	0.0	0.0	0.0	0.0	0.0	0.0	0.0
					소 각	0.0	0.0	0.0	0.0	0.0	0.0	0.0	0.0	0.0	0.0	0.0	0.0	0.0	0.0	0.0
					재 활 용	0.0	0.0	0.0	0.0	0.0	0.0	0.0	0.0	0.0	0.0	0.0	0.0	0.0	0.0	0.0
					해역배출	0.0	0.0	0.0	0.0	0.0	0.0	0.0	0.0	0.0	0.0	0.0	0.0	0.0	0.0	0.0
				발 생 량		0.0	0.0	0.0	0.0	0.0	0.0	0.0	0.0	0.0	0.0	0.0	0.0	0.0	0.0	0.0
				처리방법	매 립	0.0	0.0	0.0	0.0	0.0	0.0	0.0	0.0	0.0	0.0	0.0	0.0	0.0	0.0	0.0
					소 각	0.0	0.0	0.0	0.0	0.0	0.0	0.0	0.0	0.0	0.0	0.0	0.0	0.0	0.0	0.0
					재 활 용	0.0	0.0	0.0	0.0	0.0	0.0	0.0	0.0	0.0	0.0	0.0	0.0	0.0	0.0	0.0
					해역배출	0.0	0.0	0.0	0.0	0.0	0.0	0.0	0.0	0.0	0.0	0.0	0.0	0.0	0.0	0.0
	성북구	소계		발 생 량		0.0	0.0	0.0	0.0	0.0	0.0	0.0	0.0	0.0	0.0	0.0	0.0	0.0	0.0	0.0
				처리방법	매 립	0.0	0.0	0.0	0.0	0.0	0.0	0.0	0.0	0.0	0.0	0.0	0.0	0.0	0.0	0.0
					소 각	0.0	0.0	0.0	0.0	0.0	0.0	0.0	0.0	0.0	0.0	0.0	0.0	0.0	0.0	0.0
					재 활 용	0.0	0.0	0.0	0.0	0.0	0.0	0.0	0.0	0.0	0.0	0.0	0.0	0.0	0.0	0.0
					해역배출	0.0	0.0	0.0	0.0	0.0	0.0	0.0	0.0	0.0	0.0	0.0	0.0	0.0	0.0	0.0
				발 생 량		0.0	0.0	0.0	0.0	0.0	0.0	0.0	0.0	0.0	0.0	0.0	0.0	0.0	0.0	0.0
				처리방법	매 립	0.0	0.0	0.0	0.0	0.0	0.0	0.0	0.0	0.0	0.0	0.0	0.0	0.0	0.0	0.0
					소 각	0.0	0.0	0.0	0.0	0.0	0.0	0.0	0.0	0.0	0.0	0.0	0.0	0.0	0.0	0.0
					재 활 용	0.0	0.0	0.0	0.0	0.0	0.0	0.0	0.0	0.0	0.0	0.0	0.0	0.0	0.0	0.0
					해역배출	0.0	0.0	0.0	0.0	0.0	0.0	0.0	0.0	0.0	0.0	0.0	0.0	0.0	0.0	0.0
	강북구	소계		발 생 량		12.8	0.0	0.0	0.0	0.0	0.0	0.0	0.0	0.0	0.0	0.0	0.0	0.0	0.0	0.0
				처리방법	매 립	0.0	0.0	0.0	0.0	0.0	0.0	0.0	0.0	0.0	0.0	0.0	0.0	0.0	0.0	0.0
					소 각	0.0	0.0	0.0	0.0	0.0	0.0	0.0	0.0	0.0	0.0	0.0	0.0	0.0	0.0	0.0
					재 활 용	12.8	0.0	0.0	0.0	0.0	0.0	0.0	0.0	0.0	0.0	0.0	0.0	0.0	0.0	0.0
					해역배출	0.0	0.0	0.0	0.0	0.0	0.0	0.0	0.0	0.0	0.0	0.0	0.0	0.0	0.0	0.0
		E		발 생 량		12.8	0.0	0.0	0.0	0.0	0.0	0.0	0.0	0.0	0.0	0.0	0.0	0.0	0.0	0.0
				처리방법	매 립	0.0	0.0	0.0	0.0	0.0	0.0	0.0	0.0	0.0	0.0	0.0	0.0	0.0	0.0	0.0
					소 각	0.0	0.0	0.0	0.0	0.0	0.0	0.0	0.0	0.0	0.0	0.0	0.0	0.0	0.0	0.0
					재 활 용	12.8	0.0	0.0	0.0	0.0	0.0	0.0	0.0	0.0	0.0	0.0	0.0	0.0	0.0	0.0
					해역배출	0.0	0.0	0.0	0.0	0.0	0.0	0.0	0.0	0.0	0.0	0.0	0.0	0.0	0.0	0.0
	도봉구	소계		발 생 량		0.0	0.0	0.0	0.0	0.0	0.0	0.0	0.0	0.0	0.0	0.0	0.0	0.0	0.0	0.0
				처리방법	매 립	0.0	0.0	0.0	0.0	0.0	0.0	0.0	0.0	0.0	0.0	0.0	0.0	0.0	0.0	0.0
					소 각	0.0	0.0	0.0	0.0	0.0	0.0	0.0	0.0	0.0	0.0	0.0	0.0	0.0	0.0	0.0
					재 활 용	0.0	0.0	0.0	0.0	0.0	0.0	0.0	0.0	0.0	0.0	0.0	0.0	0.0	0.0	0.0
					해역배출	0.0	0.0	0.0	0.0	0.0	0.0	0.0	0.0	0.0	0.0	0.0	0.0	0.0	0.0	0.0

(단위:톤/일)

구분		업종		발생량 및 처리현황		불 연 성															
시도	시군구	대분류	중분류			소계	광재류	연소재	소각재	분진류	폐주물사 모래류	폐금속류	폐석회 석고류	폐촉매	폐흡착재폐흡수재	유리·도자기편류	무기성오니류				기타
																	폐수처리오니	공정오니	정수처리오니	하수처리오니	
서울	광진구	소계		발 생 량		14.0	0.0	0.0	0.0	0.0	0.0	0.0	0.0	0.0	0.0	0.0	0.0	0.0	14.0	0.0	0.0
				처리방법	매 립	0.0	0.0	0.0	0.0	0.0	0.0	0.0	0.0	0.0	0.0	0.0	0.0	0.0	0.0	0.0	0.0
					소 각	0.0	0.0	0.0	0.0	0.0	0.0	0.0	0.0	0.0	0.0	0.0	0.0	0.0	0.0	0.0	0.0
					재 활 용	14.0	0.0	0.0	0.0	0.0	0.0	0.0	0.0	0.0	0.0	0.0	0.0	0.0	14.0	0.0	0.0
					해역배출	0.0	0.0	0.0	0.0	0.0	0.0	0.0	0.0	0.0	0.0	0.0	0.0	0.0	0.0	0.0	0.0
		E		발 생 량		14.0	0.0	0.0	0.0	0.0	0.0	0.0	0.0	0.0	0.0	0.0	0.0	0.0	14.0	0.0	0.0
				처리방법	매 립	0.0	0.0	0.0	0.0	0.0	0.0	0.0	0.0	0.0	0.0	0.0	0.0	0.0	0.0	0.0	0.0
					소 각	0.0	0.0	0.0	0.0	0.0	0.0	0.0	0.0	0.0	0.0	0.0	0.0	0.0	0.0	0.0	0.0
					재 활 용	14.0	0.0	0.0	0.0	0.0	0.0	0.0	0.0	0.0	0.0	0.0	0.0	0.0	14.0	0.0	0.0
					해역배출	0.0	0.0	0.0	0.0	0.0	0.0	0.0	0.0	0.0	0.0	0.0	0.0	0.0	0.0	0.0	0.0
	동대문구	소계		발 생 량		0.0	0.0	0.0	0.0	0.0	0.0	0.0	0.0	0.0	0.0	0.0	0.0	0.0	0.0	0.0	0.0
				처리방법	매 립	0.0	0.0	0.0	0.0	0.0	0.0	0.0	0.0	0.0	0.0	0.0	0.0	0.0	0.0	0.0	0.0
					소 각	0.0	0.0	0.0	0.0	0.0	0.0	0.0	0.0	0.0	0.0	0.0	0.0	0.0	0.0	0.0	0.0
					재 활 용	0.0	0.0	0.0	0.0	0.0	0.0	0.0	0.0	0.0	0.0	0.0	0.0	0.0	0.0	0.0	0.0
					해역배출	0.0	0.0	0.0	0.0	0.0	0.0	0.0	0.0	0.0	0.0	0.0	0.0	0.0	0.0	0.0	0.0
		E		발 생 량		0.0	0.0	0.0	0.0	0.0	0.0	0.0	0.0	0.0	0.0	0.0	0.0	0.0	0.0	0.0	0.0
				처리방법	매 립	0.0	0.0	0.0	0.0	0.0	0.0	0.0	0.0	0.0	0.0	0.0	0.0	0.0	0.0	0.0	0.0
					소 각	0.0	0.0	0.0	0.0	0.0	0.0	0.0	0.0	0.0	0.0	0.0	0.0	0.0	0.0	0.0	0.0
					재 활 용	0.0	0.0	0.0	0.0	0.0	0.0	0.0	0.0	0.0	0.0	0.0	0.0	0.0	0.0	0.0	0.0
					해역배출	0.0	0.0	0.0	0.0	0.0	0.0	0.0	0.0	0.0	0.0	0.0	0.0	0.0	0.0	0.0	0.0
	중랑구	소계		발 생 량		0.0	0.0	0.0	0.0	0.0	0.0	0.0	0.0	0.0	0.0	0.0	0.0	0.0	0.0	0.0	0.0
				처리방법	매 립	0.0	0.0	0.0	0.0	0.0	0.0	0.0	0.0	0.0	0.0	0.0	0.0	0.0	0.0	0.0	0.0
					소 각	0.0	0.0	0.0	0.0	0.0	0.0	0.0	0.0	0.0	0.0	0.0	0.0	0.0	0.0	0.0	0.0
					재 활 용	0.0	0.0	0.0	0.0	0.0	0.0	0.0	0.0	0.0	0.0	0.0	0.0	0.0	0.0	0.0	0.0
					해역배출	0.0	0.0	0.0	0.0	0.0	0.0	0.0	0.0	0.0	0.0	0.0	0.0	0.0	0.0	0.0	0.0
				발 생 량		0.0	0.0	0.0	0.0	0.0	0.0	0.0	0.0	0.0	0.0	0.0	0.0	0.0	0.0	0.0	0.0
				처리방법	매 립	0.0	0.0	0.0	0.0	0.0	0.0	0.0	0.0	0.0	0.0	0.0	0.0	0.0	0.0	0.0	0.0
					소 각	0.0	0.0	0.0	0.0	0.0	0.0	0.0	0.0	0.0	0.0	0.0	0.0	0.0	0.0	0.0	0.0
					재 활 용	0.0	0.0	0.0	0.0	0.0	0.0	0.0	0.0	0.0	0.0	0.0	0.0	0.0	0.0	0.0	0.0
					해역배출	0.0	0.0	0.0	0.0	0.0	0.0	0.0	0.0	0.0	0.0	0.0	0.0	0.0	0.0	0.0	0.0
	성북구	소계		발 생 량		0.0	0.0	0.0	0.0	0.0	0.0	0.0	0.0	0.0	0.0	0.0	0.0	0.0	0.0	0.0	0.0
				처리방법	매 립	0.0	0.0	0.0	0.0	0.0	0.0	0.0	0.0	0.0	0.0	0.0	0.0	0.0	0.0	0.0	0.0
					소 각	0.0	0.0	0.0	0.0	0.0	0.0	0.0	0.0	0.0	0.0	0.0	0.0	0.0	0.0	0.0	0.0
					재 활 용	0.0	0.0	0.0	0.0	0.0	0.0	0.0	0.0	0.0	0.0	0.0	0.0	0.0	0.0	0.0	0.0
					해역배출	0.0	0.0	0.0	0.0	0.0	0.0	0.0	0.0	0.0	0.0	0.0	0.0	0.0	0.0	0.0	0.0
				발 생 량		0.0	0.0	0.0	0.0	0.0	0.0	0.0	0.0	0.0	0.0	0.0	0.0	0.0	0.0	0.0	0.0
				처리방법	매 립	0.0	0.0	0.0	0.0	0.0	0.0	0.0	0.0	0.0	0.0	0.0	0.0	0.0	0.0	0.0	0.0
					소 각	0.0	0.0	0.0	0.0	0.0	0.0	0.0	0.0	0.0	0.0	0.0	0.0	0.0	0.0	0.0	0.0
					재 활 용	0.0	0.0	0.0	0.0	0.0	0.0	0.0	0.0	0.0	0.0	0.0	0.0	0.0	0.0	0.0	0.0
					해역배출	0.0	0.0	0.0	0.0	0.0	0.0	0.0	0.0	0.0	0.0	0.0	0.0	0.0	0.0	0.0	0.0
	강북구	소계		발 생 량		12.8	0.0	0.0	0.0	0.0	0.0	0.0	0.0	0.0	0.0	0.0	0.0	0.0	0.0	12.8	0.0
				처리방법	매 립	0.0	0.0	0.0	0.0	0.0	0.0	0.0	0.0	0.0	0.0	0.0	0.0	0.0	0.0	0.0	0.0
					소 각	0.0	0.0	0.0	0.0	0.0	0.0	0.0	0.0	0.0	0.0	0.0	0.0	0.0	0.0	0.0	0.0
					재 활 용	12.8	0.0	0.0	0.0	0.0	0.0	0.0	0.0	0.0	0.0	0.0	0.0	0.0	0.0	12.8	0.0
					해역배출	0.0	0.0	0.0	0.0	0.0	0.0	0.0	0.0	0.0	0.0	0.0	0.0	0.0	0.0	0.0	0.0
		E		발 생 량		12.8	0.0	0.0	0.0	0.0	0.0	0.0	0.0	0.0	0.0	0.0	0.0	0.0	0.0	12.8	0.0
				처리방법	매 립	0.0	0.0	0.0	0.0	0.0	0.0	0.0	0.0	0.0	0.0	0.0	0.0	0.0	0.0	0.0	0.0
					소 각	0.0	0.0	0.0	0.0	0.0	0.0	0.0	0.0	0.0	0.0	0.0	0.0	0.0	0.0	0.0	0.0
					재 활 용	12.8	0.0	0.0	0.0	0.0	0.0	0.0	0.0	0.0	0.0	0.0	0.0	0.0	0.0	12.8	0.0
					해역배출	0.0	0.0	0.0	0.0	0.0	0.0	0.0	0.0	0.0	0.0	0.0	0.0	0.0	0.0	0.0	0.0
	도봉구	소계		발 생 량		0.0	0.0	0.0	0.0	0.0	0.0	0.0	0.0	0.0	0.0	0.0	0.0	0.0	0.0	0.0	0.0
				처리방법	매 립	0.0	0.0	0.0	0.0	0.0	0.0	0.0	0.0	0.0	0.0	0.0	0.0	0.0	0.0	0.0	0.0
					소 각	0.0	0.0	0.0	0.0	0.0	0.0	0.0	0.0	0.0	0.0	0.0	0.0	0.0	0.0	0.0	0.0
					재 활 용	0.0	0.0	0.0	0.0	0.0	0.0	0.0	0.0	0.0	0.0	0.0	0.0	0.0	0.0	0.0	0.0
					해역배출	0.0	0.0	0.0	0.0	0.0	0.0	0.0	0.0	0.0	0.0	0.0	0.0	0.0	0.0	0.0	0.0

(단위:톤/일)

지역구분		업종		발생량 및 처리현황		총계	가 연 성													
시도	시군구	대분류	중분류				소계	폐지류	폐목재류	폐합성고분자화합물				유기성오니류				동식물성잔재물	폐식용유	기타
										폐섬유류	폐합성 수지	폐합성 고무	폐피혁	폐수처리오니	공정오니	정수 처리오니	하수 처리오니			
서울	도봉구			발 생 량		0.0	0.0	0.0	0.0	0.0	0.0	0.0	0.0	0.0	0.0	0.0	0.0	0.0	0.0	0.0
				처리방법	매 립	0.0	0.0	0.0	0.0	0.0	0.0	0.0	0.0	0.0	0.0	0.0	0.0	0.0	0.0	0.0
					소 각	0.0	0.0	0.0	0.0	0.0	0.0	0.0	0.0	0.0	0.0	0.0	0.0	0.0	0.0	0.0
					재 활 용	0.0	0.0	0.0	0.0	0.0	0.0	0.0	0.0	0.0	0.0	0.0	0.0	0.0	0.0	0.0
					해역배출	0.0	0.0	0.0	0.0	0.0	0.0	0.0	0.0	0.0	0.0	0.0	0.0	0.0	0.0	0.0
	노원구	소계		발 생 량		76.7	0.0	0.0	0.0	0.0	0.0	0.0	0.0	0.0	0.0	0.0	0.0	0.0	0.0	0.0
				처리방법	매 립	76.7	0.0	0.0	0.0	0.0	0.0	0.0	0.0	0.0	0.0	0.0	0.0	0.0	0.0	0.0
					소 각	0.0	0.0	0.0	0.0	0.0	0.0	0.0	0.0	0.0	0.0	0.0	0.0	0.0	0.0	0.0
					재 활 용	0.0	0.0	0.0	0.0	0.0	0.0	0.0	0.0	0.0	0.0	0.0	0.0	0.0	0.0	0.0
					해역배출	0.0	0.0	0.0	0.0	0.0	0.0	0.0	0.0	0.0	0.0	0.0	0.0	0.0	0.0	0.0
		E		발 생 량		76.7	0.0	0.0	0.0	0.0	0.0	0.0	0.0	0.0	0.0	0.0	0.0	0.0	0.0	0.0
				처리방법	매 립	76.7	0.0	0.0	0.0	0.0	0.0	0.0	0.0	0.0	0.0	0.0	0.0	0.0	0.0	0.0
					소 각	0.0	0.0	0.0	0.0	0.0	0.0	0.0	0.0	0.0	0.0	0.0	0.0	0.0	0.0	0.0
					재 활 용	0.0	0.0	0.0	0.0	0.0	0.0	0.0	0.0	0.0	0.0	0.0	0.0	0.0	0.0	0.0
					해역배출	0.0	0.0	0.0	0.0	0.0	0.0	0.0	0.0	0.0	0.0	0.0	0.0	0.0	0.0	0.0
	은평구	소계		발 생 량		14.9	10.3	0.0	0.0	0.0	10.3	0.0	0.0	0.0	0.0	0.0	0.0	0.0	0.0	0.0
				처리방법	매 립	3.5	0.0	0.0	0.0	0.0	0.0	0.0	0.0	0.0	0.0	0.0	0.0	0.0	0.0	0.0
					소 각	0.0	0.0	0.0	0.0	0.0	0.0	0.0	0.0	0.0	0.0	0.0	0.0	0.0	0.0	0.0
					재 활 용	11.4	10.3	0.0	0.0	0.0	10.3	0.0	0.0	0.0	0.0	0.0	0.0	0.0	0.0	0.0
					해역배출	0.0	0.0	0.0	0.0	0.0	0.0	0.0	0.0	0.0	0.0	0.0	0.0	0.0	0.0	0.0
		E		발 생 량		14.9	10.3	0.0	0.0	0.0	10.3	0.0	0.0	0.0	0.0	0.0	0.0	0.0	0.0	0.0
				처리방법	매 립	3.5	0.0	0.0	0.0	0.0	0.0	0.0	0.0	0.0	0.0	0.0	0.0	0.0	0.0	0.0
					소 각	0.0	0.0	0.0	0.0	0.0	0.0	0.0	0.0	0.0	0.0	0.0	0.0	0.0	0.0	0.0
					재 활 용	11.4	10.3	0.0	0.0	0.0	10.3	0.0	0.0	0.0	0.0	0.0	0.0	0.0	0.0	0.0
					해역배출	0.0	0.0	0.0	0.0	0.0	0.0	0.0	0.0	0.0	0.0	0.0	0.0	0.0	0.0	0.0
	서대문구	소계		발 생 량		16.2	1.5	0.0	1.2	0.0	0.0	0.3	0.0	0.0	0.0	0.0	0.0	0.0	0.0	0.0
				처리방법	매 립	0.3	0.0	0.0	0.0	0.0	0.0	0.0	0.0	0.0	0.0	0.0	0.0	0.0	0.0	0.0
					소 각	0.8	0.8	0.0	0.5	0.0	0.0	0.3	0.0	0.0	0.0	0.0	0.0	0.0	0.0	0.0
					재 활 용	15.1	0.7	0.0	0.7	0.0	0.0	0.0	0.0	0.0	0.0	0.0	0.0	0.0	0.0	0.0
					해역배출	0.0	0.0	0.0	0.0	0.0	0.0	0.0	0.0	0.0	0.0	0.0	0.0	0.0	0.0	0.0
		E		발 생 량		16.2	1.5	0.0	1.2	0.0	0.0	0.3	0.0	0.0	0.0	0.0	0.0	0.0	0.0	0.0
				처리방법	매 립	0.3	0.0	0.0	0.0	0.0	0.0	0.0	0.0	0.0	0.0	0.0	0.0	0.0	0.0	0.0
					소 각	0.8	0.8	0.0	0.5	0.0	0.0	0.3	0.0	0.0	0.0	0.0	0.0	0.0	0.0	0.0
					재 활 용	15.1	0.7	0.0	0.7	0.0	0.0	0.0	0.0	0.0	0.0	0.0	0.0	0.0	0.0	0.0
					해역배출	0.0	0.0	0.0	0.0	0.0	0.0	0.0	0.0	0.0	0.0	0.0	0.0	0.0	0.0	0.0
	마포구	소계		발 생 량		0.0	0.0	0.0	0.0	0.0	0.0	0.0	0.0	0.0	0.0	0.0	0.0	0.0	0.0	0.0
				처리방법	매 립	0.0	0.0	0.0	0.0	0.0	0.0	0.0	0.0	0.0	0.0	0.0	0.0	0.0	0.0	0.0
					소 각	0.0	0.0	0.0	0.0	0.0	0.0	0.0	0.0	0.0	0.0	0.0	0.0	0.0	0.0	0.0
					재 활 용	0.0	0.0	0.0	0.0	0.0	0.0	0.0	0.0	0.0	0.0	0.0	0.0	0.0	0.0	0.0
					해역배출	0.0	0.0	0.0	0.0	0.0	0.0	0.0	0.0	0.0	0.0	0.0	0.0	0.0	0.0	0.0
				발 생 량		0.0	0.0	0.0	0.0	0.0	0.0	0.0	0.0	0.0	0.0	0.0	0.0	0.0	0.0	0.0
				처리방법	매 립	0.0	0.0	0.0	0.0	0.0	0.0	0.0	0.0	0.0	0.0	0.0	0.0	0.0	0.0	0.0
					소 각	0.0	0.0	0.0	0.0	0.0	0.0	0.0	0.0	0.0	0.0	0.0	0.0	0.0	0.0	0.0
					재 활 용	0.0	0.0	0.0	0.0	0.0	0.0	0.0	0.0	0.0	0.0	0.0	0.0	0.0	0.0	0.0
					해역배출	0.0	0.0	0.0	0.0	0.0	0.0	0.0	0.0	0.0	0.0	0.0	0.0	0.0	0.0	0.0
	양천구	소계		발 생 량		19.0	19.0	0.0	0.0	0.0	11.7	0.0	0.0	0.2	0.0	0.0	0.0	0.0	0.0	7.1
				처리방법	매 립	1.0	1.0	0.0	0.0	0.0	0.0	0.0	0.0	0.2	0.0	0.0	0.0	0.0	0.0	0.8
					소 각	15.2	15.2	0.0	0.0	0.0	11.4	0.0	0.0	0.0	0.0	0.0	0.0	0.0	0.0	3.8
					재 활 용	2.8	2.8	0.0	0.0	0.0	0.3	0.0	0.0	0.0	0.0	0.0	0.0	0.0	0.0	2.5
					해역배출	0.0	0.0	0.0	0.0	0.0	0.0	0.0	0.0	0.0	0.0	0.0	0.0	0.0	0.0	0.0
		Q		발 생 량		19.0	19.0	0.0	0.0	0.0	11.7	0.0	0.0	0.2	0.0	0.0	0.0	0.0	0.0	7.1
				처리방법	매 립	1.0	1.0	0.0	0.0	0.0	0.0	0.0	0.0	0.2	0.0	0.0	0.0	0.0	0.0	0.8
					소 각	15.2	15.2	0.0	0.0	0.0	11.4	0.0	0.0	0.0	0.0	0.0	0.0	0.0	0.0	3.8
					재 활 용	2.8	2.8	0.0	0.0	0.0	0.3	0.0	0.0	0.0	0.0	0.0	0.0	0.0	0.0	2.5
					해역배출	0.0	0.0	0.0	0.0	0.0	0.0	0.0	0.0	0.0	0.0	0.0	0.0	0.0	0.0	0.0

(단위:톤/일)

구분		업종		발생량 및 처리현황		불 연 성															
시도	시군구	대분류	중분류			소계	광재류	연소재	소각재	분진류	폐주물사 모래류	폐금속류	폐석회 석고류	폐촉매	폐흡착재폐흡수재	유리·도자기편류	무기성오니류				기타
																	폐수처리오니	공정오니	정수처리오니	하수처리오니	
서울	도봉구			발 생 량		0.0	0.0	0.0	0.0	0.0	0.0	0.0	0.0	0.0	0.0	0.0	0.0	0.0	0.0	0.0	0.0
				처리방법	매 립	0.0	0.0	0.0	0.0	0.0	0.0	0.0	0.0	0.0	0.0	0.0	0.0	0.0	0.0	0.0	0.0
					소 각	0.0	0.0	0.0	0.0	0.0	0.0	0.0	0.0	0.0	0.0	0.0	0.0	0.0	0.0	0.0	0.0
					재 활 용	0.0	0.0	0.0	0.0	0.0	0.0	0.0	0.0	0.0	0.0	0.0	0.0	0.0	0.0	0.0	0.0
					해역배출	0.0	0.0	0.0	0.0	0.0	0.0	0.0	0.0	0.0	0.0	0.0	0.0	0.0	0.0	0.0	0.0
	노원구	소계		발 생 량		76.7	0.0	0.0	76.6	0.0	0.0	0.0	0.0	0.0	0.0	0.0	0.1	0.0	0.0	0.0	0.0
				처리방법	매 립	76.7	0.0	0.0	76.6	0.0	0.0	0.0	0.0	0.0	0.0	0.0	0.1	0.0	0.0	0.0	0.0
					소 각	0.0	0.0	0.0	0.0	0.0	0.0	0.0	0.0	0.0	0.0	0.0	0.0	0.0	0.0	0.0	0.0
					재 활 용	0.0	0.0	0.0	0.0	0.0	0.0	0.0	0.0	0.0	0.0	0.0	0.0	0.0	0.0	0.0	0.0
					해역배출	0.0	0.0	0.0	0.0	0.0	0.0	0.0	0.0	0.0	0.0	0.0	0.0	0.0	0.0	0.0	0.0
		E		발 생 량		76.7	0.0	0.0	76.6	0.0	0.0	0.0	0.0	0.0	0.0	0.0	0.1	0.0	0.0	0.0	0.0
				처리방법	매 립	76.7	0.0	0.0	76.6	0.0	0.0	0.0	0.0	0.0	0.0	0.0	0.1	0.0	0.0	0.0	0.0
					소 각	0.0	0.0	0.0	0.0	0.0	0.0	0.0	0.0	0.0	0.0	0.0	0.0	0.0	0.0	0.0	0.0
					재 활 용	0.0	0.0	0.0	0.0	0.0	0.0	0.0	0.0	0.0	0.0	0.0	0.0	0.0	0.0	0.0	0.0
					해역배출	0.0	0.0	0.0	0.0	0.0	0.0	0.0	0.0	0.0	0.0	0.0	0.0	0.0	0.0	0.0	0.0
	은평구	소계		발 생 량		4.6	1.1	0.0	3.5	0.0	0.0	0.0	0.0	0.0	0.0	0.0	0.0	0.0	0.0	0.0	0.0
				처리방법	매 립	3.5	0.0	0.0	3.5	0.0	0.0	0.0	0.0	0.0	0.0	0.0	0.0	0.0	0.0	0.0	0.0
					소 각	0.0	0.0	0.0	0.0	0.0	0.0	0.0	0.0	0.0	0.0	0.0	0.0	0.0	0.0	0.0	0.0
					재 활 용	1.1	1.1	0.0	0.0	0.0	0.0	0.0	0.0	0.0	0.0	0.0	0.0	0.0	0.0	0.0	0.0
					해역배출	0.0	0.0	0.0	0.0	0.0	0.0	0.0	0.0	0.0	0.0	0.0	0.0	0.0	0.0	0.0	0.0
		E		발 생 량		4.6	1.1	0.0	3.5	0.0	0.0	0.0	0.0	0.0	0.0	0.0	0.0	0.0	0.0	0.0	0.0
				처리방법	매 립	3.5	0.0	0.0	3.5	0.0	0.0	0.0	0.0	0.0	0.0	0.0	0.0	0.0	0.0	0.0	0.0
					소 각	0.0	0.0	0.0	0.0	0.0	0.0	0.0	0.0	0.0	0.0	0.0	0.0	0.0	0.0	0.0	0.0
					재 활 용	1.1	1.1	0.0	0.0	0.0	0.0	0.0	0.0	0.0	0.0	0.0	0.0	0.0	0.0	0.0	0.0
					해역배출	0.0	0.0	0.0	0.0	0.0	0.0	0.0	0.0	0.0	0.0	0.0	0.0	0.0	0.0	0.0	0.0
	서대문구	소계		발 생 량		14.7	0.0	0.0	0.0	0.0	0.0	0.0	0.0	0.0	0.0	0.0	0.3	0.0	0.0	14.4	0.0
				처리방법	매 립	0.3	0.0	0.0	0.0	0.0	0.0	0.0	0.0	0.0	0.0	0.0	0.3	0.0	0.0	0.0	0.0
					소 각	0.0	0.0	0.0	0.0	0.0	0.0	0.0	0.0	0.0	0.0	0.0	0.0	0.0	0.0	0.0	0.0
					재 활 용	14.4	0.0	0.0	0.0	0.0	0.0	0.0	0.0	0.0	0.0	0.0	0.0	0.0	0.0	14.4	0.0
					해역배출	0.0	0.0	0.0	0.0	0.0	0.0	0.0	0.0	0.0	0.0	0.0	0.0	0.0	0.0	0.0	0.0
		E		발 생 량		14.7	0.0	0.0	0.0	0.0	0.0	0.0	0.0	0.0	0.0	0.0	0.3	0.0	0.0	14.4	0.0
				처리방법	매 립	0.3	0.0	0.0	0.0	0.0	0.0	0.0	0.0	0.0	0.0	0.0	0.3	0.0	0.0	0.0	0.0
					소 각	0.0	0.0	0.0	0.0	0.0	0.0	0.0	0.0	0.0	0.0	0.0	0.0	0.0	0.0	0.0	0.0
					재 활 용	14.4	0.0	0.0	0.0	0.0	0.0	0.0	0.0	0.0	0.0	0.0	0.0	0.0	0.0	14.4	0.0
					해역배출	0.0	0.0	0.0	0.0	0.0	0.0	0.0	0.0	0.0	0.0	0.0	0.0	0.0	0.0	0.0	0.0
	마포구	소계		발 생 량		0.0	0.0	0.0	0.0	0.0	0.0	0.0	0.0	0.0	0.0	0.0	0.0	0.0	0.0	0.0	0.0
				처리방법	매 립	0.0	0.0	0.0	0.0	0.0	0.0	0.0	0.0	0.0	0.0	0.0	0.0	0.0	0.0	0.0	0.0
					소 각	0.0	0.0	0.0	0.0	0.0	0.0	0.0	0.0	0.0	0.0	0.0	0.0	0.0	0.0	0.0	0.0
					재 활 용	0.0	0.0	0.0	0.0	0.0	0.0	0.0	0.0	0.0	0.0	0.0	0.0	0.0	0.0	0.0	0.0
					해역배출	0.0	0.0	0.0	0.0	0.0	0.0	0.0	0.0	0.0	0.0	0.0	0.0	0.0	0.0	0.0	0.0
				발 생 량		0.0	0.0	0.0	0.0	0.0	0.0	0.0	0.0	0.0	0.0	0.0	0.0	0.0	0.0	0.0	0.0
				처리방법	매 립	0.0	0.0	0.0	0.0	0.0	0.0	0.0	0.0	0.0	0.0	0.0	0.0	0.0	0.0	0.0	0.0
					소 각	0.0	0.0	0.0	0.0	0.0	0.0	0.0	0.0	0.0	0.0	0.0	0.0	0.0	0.0	0.0	0.0
					재 활 용	0.0	0.0	0.0	0.0	0.0	0.0	0.0	0.0	0.0	0.0	0.0	0.0	0.0	0.0	0.0	0.0
					해역배출	0.0	0.0	0.0	0.0	0.0	0.0	0.0	0.0	0.0	0.0	0.0	0.0	0.0	0.0	0.0	0.0
	양천구	소계		발 생 량		0.0	0.0	0.0	0.0	0.0	0.0	0.0	0.0	0.0	0.0	0.0	0.0	0.0	0.0	0.0	0.0
				처리방법	매 립	0.0	0.0	0.0	0.0	0.0	0.0	0.0	0.0	0.0	0.0	0.0	0.0	0.0	0.0	0.0	0.0
					소 각	0.0	0.0	0.0	0.0	0.0	0.0	0.0	0.0	0.0	0.0	0.0	0.0	0.0	0.0	0.0	0.0
					재 활 용	0.0	0.0	0.0	0.0	0.0	0.0	0.0	0.0	0.0	0.0	0.0	0.0	0.0	0.0	0.0	0.0
					해역배출	0.0	0.0	0.0	0.0	0.0	0.0	0.0	0.0	0.0	0.0	0.0	0.0	0.0	0.0	0.0	0.0
		Q		발 생 량		0.0	0.0	0.0	0.0	0.0	0.0	0.0	0.0	0.0	0.0	0.0	0.0	0.0	0.0	0.0	0.0
				처리방법	매 립	0.0	0.0	0.0	0.0	0.0	0.0	0.0	0.0	0.0	0.0	0.0	0.0	0.0	0.0	0.0	0.0
					소 각	0.0	0.0	0.0	0.0	0.0	0.0	0.0	0.0	0.0	0.0	0.0	0.0	0.0	0.0	0.0	0.0
					재 활 용	0.0	0.0	0.0	0.0	0.0	0.0	0.0	0.0	0.0	0.0	0.0	0.0	0.0	0.0	0.0	0.0
					해역배출	0.0	0.0	0.0	0.0	0.0	0.0	0.0	0.0	0.0	0.0	0.0	0.0	0.0	0.0	0.0	0.0

(단위:톤/일)

지역구분		업종		발생량 및 처리현황		총계	가 연 성													
시도	시군구	대분류	중분류				소계	폐지류	폐목재류	폐합성고분자화합물				유기성오니류				동식물성잔재물	폐식용유	기타
										폐섬유류	폐합성 수지	폐합성 고무	폐피혁	폐수처리오니	공정오니	정수 처리오니	하수 처리오니			
서울	강서구	소계		발생량		726.5	726.3	0.0	4.8	0.1	45.7	0.0	0.0	1.1	0.0	0.0	463.6	7.2	0.2	203.6
				처리방법	매 립	342.4	342.2	0.0	0.0	0.0	0.0	0.0	0.0	0.2	0.0	0.0	342.0	0.0	0.0	0.0
					소 각	133.6	133.6	0.0	0.0	0.1	11.0	0.0	0.0	0.9	0.0	0.0	121.6	0.0	0.0	0.0
					재 활 용	250.5	250.5	0.0	4.8	0.0	34.7	0.0	0.0	0.0	0.0	0.0	0.0	7.2	0.2	203.6
					해역배출	0.0	0.0	0.0	0.0	0.0	0.0	0.0	0.0	0.0	0.0	0.0	0.0	0.0	0.0	0.0
		E		발생량		726.5	726.3	0.0	4.8	0.1	45.7	0.0	0.0	1.1	0.0	0.0	463.6	7.2	0.2	203.6
				처리방법	매 립	342.4	342.2	0.0	0.0	0.0	0.0	0.0	0.0	0.2	0.0	0.0	342.0	0.0	0.0	0.0
					소 각	133.6	133.6	0.0	0.0	0.1	11.0	0.0	0.0	0.9	0.0	0.0	121.6	0.0	0.0	0.0
					재 활 용	250.5	250.5	0.0	4.8	0.0	34.7	0.0	0.0	0.0	0.0	0.0	0.0	7.2	0.2	203.6
					해역배출	0.0	0.0	0.0	0.0	0.0	0.0	0.0	0.0	0.0	0.0	0.0	0.0	0.0	0.0	0.0
	구로구	소계		발생량		4.6	1.4	0.0	0.0	0.0	1.2	0.0	0.0	0.0	0.0	0.0	0.0	0.2	0.0	0.0
				처리방법	매 립	0.9	0.0	0.0	0.0	0.0	0.0	0.0	0.0	0.0	0.0	0.0	0.0	0.0	0.0	0.0
					소 각	0.3	0.3	0.0	0.0	0.0	0.3	0.0	0.0	0.0	0.0	0.0	0.0	0.0	0.0	0.0
					재 활 용	3.4	1.1	0.0	0.0	0.0	0.9	0.0	0.0	0.0	0.0	0.0	0.0	0.2	0.0	0.0
					해역배출	0.0	0.0	0.0	0.0	0.0	0.0	0.0	0.0	0.0	0.0	0.0	0.0	0.0	0.0	0.0
		G		발생량		4.6	1.4	0.0	0.0	0.0	1.2	0.0	0.0	0.0	0.0	0.0	0.0	0.2	0.0	0.0
				처리방법	매 립	0.9	0.0	0.0	0.0	0.0	0.0	0.0	0.0	0.0	0.0	0.0	0.0	0.0	0.0	0.0
					소 각	0.3	0.3	0.0	0.0	0.0	0.3	0.0	0.0	0.0	0.0	0.0	0.0	0.0	0.0	0.0
					재 활 용	3.4	1.1	0.0	0.0	0.0	0.9	0.0	0.0	0.0	0.0	0.0	0.0	0.2	0.0	0.0
					해역배출	0.0	0.0	0.0	0.0	0.0	0.0	0.0	0.0	0.0	0.0	0.0	0.0	0.0	0.0	0.0
	금천구	소계		발생량		1.6	1.5	0.2	0.3	0.1	0.3	0.0	0.0	0.4	0.0	0.0	0.0	0.0	0.0	0.2
				처리방법	매 립	0.1	0.1	0.0	0.0	0.0	0.0	0.0	0.0	0.1	0.0	0.0	0.0	0.0	0.0	0.0
					소 각	0.7	0.7	0.0	0.1	0.0	0.3	0.0	0.0	0.3	0.0	0.0	0.0	0.0	0.0	0.0
					재 활 용	0.8	0.7	0.2	0.2	0.1	0.0	0.0	0.0	0.0	0.0	0.0	0.0	0.0	0.0	0.2
					해역배출	0.0	0.0	0.0	0.0	0.0	0.0	0.0	0.0	0.0	0.0	0.0	0.0	0.0	0.0	0.0
		C	26	발생량		1.6	1.5	0.2	0.3	0.1	0.3	0.0	0.0	0.4	0.0	0.0	0.0	0.0	0.0	0.2
				처리방법	매 립	0.1	0.1	0.0	0.0	0.0	0.0	0.0	0.0	0.1	0.0	0.0	0.0	0.0	0.0	0.0
					소 각	0.7	0.7	0.0	0.1	0.0	0.3	0.0	0.0	0.3	0.0	0.0	0.0	0.0	0.0	0.0
					재 활 용	0.8	0.7	0.2	0.2	0.1	0.0	0.0	0.0	0.0	0.0	0.0	0.0	0.0	0.0	0.2
					해역배출	0.0	0.0	0.0	0.0	0.0	0.0	0.0	0.0	0.0	0.0	0.0	0.0	0.0	0.0	0.0
	영등포구	소계		발생량		12.6	5.9	0.0	0.0	0.0	3.1	0.0	0.0	0.4	0.0	0.0	0.0	0.0	0.0	2.4
				처리방법	매 립	2.8	2.8	0.0	0.0	0.0	0.0	0.0	0.0	0.4	0.0	0.0	0.0	0.0	0.0	2.4
					소 각	3.1	3.1	0.0	0.0	0.0	3.1	0.0	0.0	0.0	0.0	0.0	0.0	0.0	0.0	0.0
					재 활 용	6.7	0.0	0.0	0.0	0.0	0.0	0.0	0.0	0.0	0.0	0.0	0.0	0.0	0.0	0.0
					해역배출	0.0	0.0	0.0	0.0	0.0	0.0	0.0	0.0	0.0	0.0	0.0	0.0	0.0	0.0	0.0
		C	10	발생량		12.6	5.9	0.0	0.0	0.0	3.1	0.0	0.0	0.4	0.0	0.0	0.0	0.0	0.0	2.4
				처리방법	매 립	2.8	2.8	0.0	0.0	0.0	0.0	0.0	0.0	0.4	0.0	0.0	0.0	0.0	0.0	2.4
					소 각	3.1	3.1	0.0	0.0	0.0	3.1	0.0	0.0	0.0	0.0	0.0	0.0	0.0	0.0	0.0
					재 활 용	6.7	0.0	0.0	0.0	0.0	0.0	0.0	0.0	0.0	0.0	0.0	0.0	0.0	0.0	0.0
					해역배출	0.0	0.0	0.0	0.0	0.0	0.0	0.0	0.0	0.0	0.0	0.0	0.0	0.0	0.0	0.0
	동작구	소계		발생량		0.0	0.0	0.0	0.0	0.0	0.0	0.0	0.0	0.0	0.0	0.0	0.0	0.0	0.0	0.0
				처리방법	매 립	0.0	0.0	0.0	0.0	0.0	0.0	0.0	0.0	0.0	0.0	0.0	0.0	0.0	0.0	0.0
					소 각	0.0	0.0	0.0	0.0	0.0	0.0	0.0	0.0	0.0	0.0	0.0	0.0	0.0	0.0	0.0
					재 활 용	0.0	0.0	0.0	0.0	0.0	0.0	0.0	0.0	0.0	0.0	0.0	0.0	0.0	0.0	0.0
					해역배출	0.0	0.0	0.0	0.0	0.0	0.0	0.0	0.0	0.0	0.0	0.0	0.0	0.0	0.0	0.0
				발생량		0.0	0.0	0.0	0.0	0.0	0.0	0.0	0.0	0.0	0.0	0.0	0.0	0.0	0.0	0.0
				처리방법	매 립	0.0	0.0	0.0	0.0	0.0	0.0	0.0	0.0	0.0	0.0	0.0	0.0	0.0	0.0	0.0
					소 각	0.0	0.0	0.0	0.0	0.0	0.0	0.0	0.0	0.0	0.0	0.0	0.0	0.0	0.0	0.0
					재 활 용	0.0	0.0	0.0	0.0	0.0	0.0	0.0	0.0	0.0	0.0	0.0	0.0	0.0	0.0	0.0
					해역배출	0.0	0.0	0.0	0.0	0.0	0.0	0.0	0.0	0.0	0.0	0.0	0.0	0.0	0.0	0.0
	관악구	소계		발생량		2.4	0.7	0.0	0.0	0.0	0.7	0.0	0.0	0.0	0.0	0.0	0.0	0.0	0.0	0.0
				처리방법	매 립	0.0	0.0	0.0	0.0	0.0	0.0	0.0	0.0	0.0	0.0	0.0	0.0	0.0	0.0	0.0
					소 각	0.0	0.0	0.0	0.0	0.0	0.0	0.0	0.0	0.0	0.0	0.0	0.0	0.0	0.0	0.0
					재 활 용	2.4	0.7	0.0	0.0	0.0	0.7	0.0	0.0	0.0	0.0	0.0	0.0	0.0	0.0	0.0
					해역배출	0.0	0.0	0.0	0.0	0.0	0.0	0.0	0.0	0.0	0.0	0.0	0.0	0.0	0.0	0.0

(단위:톤/일)

구분		업종		발생량 및 처리현황		불 연 성															
시도	시군구	대분류	중분류			소계	광재류	연소재	소각재	분진류	폐주물사 모래류	폐금속류	폐석회 석고류	폐촉매	폐흡착재폐흡수재	유리·도자기편류	무기성오니류				기타
																	폐수처리오니	공정오니	정수처리오니	하수처리오니	
서울	강서구	소계		발 생 량		0.2	0.0	0.0	0.0	0.0	0.0	0.0	0.0	0.0	0.0	0.2	0.0	0.0	0.0	0.0	0.0
				처리방법	매 립	0.2	0.0	0.0	0.0	0.0	0.0	0.0	0.0	0.0	0.0	0.2	0.0	0.0	0.0	0.0	0.0
					소 각	0.0	0.0	0.0	0.0	0.0	0.0	0.0	0.0	0.0	0.0	0.0	0.0	0.0	0.0	0.0	0.0
					재 활 용	0.0	0.0	0.0	0.0	0.0	0.0	0.0	0.0	0.0	0.0	0.0	0.0	0.0	0.0	0.0	0.0
					해역배출	0.0	0.0	0.0	0.0	0.0	0.0	0.0	0.0	0.0	0.0	0.0	0.0	0.0	0.0	0.0	0.0
		E		발 생 량		0.2	0.0	0.0	0.0	0.0	0.0	0.0	0.0	0.0	0.0	0.2	0.0	0.0	0.0	0.0	0.0
				처리방법	매 립	0.2	0.0	0.0	0.0	0.0	0.0	0.0	0.0	0.0	0.0	0.2	0.0	0.0	0.0	0.0	0.0
					소 각	0.0	0.0	0.0	0.0	0.0	0.0	0.0	0.0	0.0	0.0	0.0	0.0	0.0	0.0	0.0	0.0
					재 활 용	0.0	0.0	0.0	0.0	0.0	0.0	0.0	0.0	0.0	0.0	0.0	0.0	0.0	0.0	0.0	0.0
					해역배출	0.0	0.0	0.0	0.0	0.0	0.0	0.0	0.0	0.0	0.0	0.0	0.0	0.0	0.0	0.0	0.0
	구로구	소계		발 생 량		3.2	0.0	0.0	0.0	0.0	2.2	0.0	0.0	0.0	0.0	0.0	0.8	0.2	0.0	0.0	0.0
				처리방법	매 립	0.9	0.0	0.0	0.0	0.0	0.0	0.0	0.0	0.0	0.0	0.0	0.8	0.1	0.0	0.0	0.0
					소 각	0.0	0.0	0.0	0.0	0.0	0.0	0.0	0.0	0.0	0.0	0.0	0.0	0.0	0.0	0.0	0.0
					재 활 용	2.3	0.0	0.0	0.0	0.0	2.2	0.0	0.0	0.0	0.0	0.0	0.0	0.1	0.0	0.0	0.0
					해역배출	0.0	0.0	0.0	0.0	0.0	0.0	0.0	0.0	0.0	0.0	0.0	0.0	0.0	0.0	0.0	0.0
		G		발 생 량		3.2	0.0	0.0	0.0	0.0	2.2	0.0	0.0	0.0	0.0	0.0	0.8	0.2	0.0	0.0	0.0
				처리방법	매 립	0.9	0.0	0.0	0.0	0.0	0.0	0.0	0.0	0.0	0.0	0.0	0.8	0.1	0.0	0.0	0.0
					소 각	0.0	0.0	0.0	0.0	0.0	0.0	0.0	0.0	0.0	0.0	0.0	0.0	0.0	0.0	0.0	0.0
					재 활 용	2.3	0.0	0.0	0.0	0.0	2.2	0.0	0.0	0.0	0.0	0.0	0.0	0.1	0.0	0.0	0.0
					해역배출	0.0	0.0	0.0	0.0	0.0	0.0	0.0	0.0	0.0	0.0	0.0	0.0	0.0	0.0	0.0	0.0
	금천구	소계		발 생 량		0.1	0.0	0.0	0.0	0.0	0.0	0.0	0.0	0.0	0.1	0.0	0.0	0.0	0.0	0.0	0.0
				처리방법	매 립	0.0	0.0	0.0	0.0	0.0	0.0	0.0	0.0	0.0	0.0	0.0	0.0	0.0	0.0	0.0	0.0
					소 각	0.0	0.0	0.0	0.0	0.0	0.0	0.0	0.0	0.0	0.0	0.0	0.0	0.0	0.0	0.0	0.0
					재 활 용	0.1	0.0	0.0	0.0	0.0	0.0	0.0	0.0	0.0	0.1	0.0	0.0	0.0	0.0	0.0	0.0
					해역배출	0.0	0.0	0.0	0.0	0.0	0.0	0.0	0.0	0.0	0.0	0.0	0.0	0.0	0.0	0.0	0.0
		C	26	발 생 량		0.1	0.0	0.0	0.0	0.0	0.0	0.0	0.0	0.0	0.1	0.0	0.0	0.0	0.0	0.0	0.0
				처리방법	매 립	0.0	0.0	0.0	0.0	0.0	0.0	0.0	0.0	0.0	0.0	0.0	0.0	0.0	0.0	0.0	0.0
					소 각	0.0	0.0	0.0	0.0	0.0	0.0	0.0	0.0	0.0	0.0	0.0	0.0	0.0	0.0	0.0	0.0
					재 활 용	0.1	0.0	0.0	0.0	0.0	0.0	0.0	0.0	0.0	0.1	0.0	0.0	0.0	0.0	0.0	0.0
					해역배출	0.0	0.0	0.0	0.0	0.0	0.0	0.0	0.0	0.0	0.0	0.0	0.0	0.0	0.0	0.0	0.0
	영등포구	소계		발 생 량		6.7	0.0	0.0	0.0	0.0	0.0	0.0	0.0	0.0	0.0	0.0	0.0	0.0	0.0	6.7	0.0
				처리방법	매 립	0.0	0.0	0.0	0.0	0.0	0.0	0.0	0.0	0.0	0.0	0.0	0.0	0.0	0.0	0.0	0.0
					소 각	0.0	0.0	0.0	0.0	0.0	0.0	0.0	0.0	0.0	0.0	0.0	0.0	0.0	0.0	0.0	0.0
					재 활 용	6.7	0.0	0.0	0.0	0.0	0.0	0.0	0.0	0.0	0.0	0.0	0.0	0.0	0.0	6.7	0.0
					해역배출	0.0	0.0	0.0	0.0	0.0	0.0	0.0	0.0	0.0	0.0	0.0	0.0	0.0	0.0	0.0	0.0
		C	10	발 생 량		6.7	0.0	0.0	0.0	0.0	0.0	0.0	0.0	0.0	0.0	0.0	0.0	0.0	0.0	6.7	0.0
				처리방법	매 립	0.0	0.0	0.0	0.0	0.0	0.0	0.0	0.0	0.0	0.0	0.0	0.0	0.0	0.0	0.0	0.0
					소 각	0.0	0.0	0.0	0.0	0.0	0.0	0.0	0.0	0.0	0.0	0.0	0.0	0.0	0.0	0.0	0.0
					재 활 용	6.7	0.0	0.0	0.0	0.0	0.0	0.0	0.0	0.0	0.0	0.0	0.0	0.0	0.0	6.7	0.0
					해역배출	0.0	0.0	0.0	0.0	0.0	0.0	0.0	0.0	0.0	0.0	0.0	0.0	0.0	0.0	0.0	0.0
	동작구	소계		발 생 량		0.0	0.0	0.0	0.0	0.0	0.0	0.0	0.0	0.0	0.0	0.0	0.0	0.0	0.0	0.0	0.0
				처리방법	매 립	0.0	0.0	0.0	0.0	0.0	0.0	0.0	0.0	0.0	0.0	0.0	0.0	0.0	0.0	0.0	0.0
					소 각	0.0	0.0	0.0	0.0	0.0	0.0	0.0	0.0	0.0	0.0	0.0	0.0	0.0	0.0	0.0	0.0
					재 활 용	0.0	0.0	0.0	0.0	0.0	0.0	0.0	0.0	0.0	0.0	0.0	0.0	0.0	0.0	0.0	0.0
					해역배출	0.0	0.0	0.0	0.0	0.0	0.0	0.0	0.0	0.0	0.0	0.0	0.0	0.0	0.0	0.0	0.0
				발 생 량		0.0	0.0	0.0	0.0	0.0	0.0	0.0	0.0	0.0	0.0	0.0	0.0	0.0	0.0	0.0	0.0
				처리방법	매 립	0.0	0.0	0.0	0.0	0.0	0.0	0.0	0.0	0.0	0.0	0.0	0.0	0.0	0.0	0.0	0.0
					소 각	0.0	0.0	0.0	0.0	0.0	0.0	0.0	0.0	0.0	0.0	0.0	0.0	0.0	0.0	0.0	0.0
					재 활 용	0.0	0.0	0.0	0.0	0.0	0.0	0.0	0.0	0.0	0.0	0.0	0.0	0.0	0.0	0.0	0.0
					해역배출	0.0	0.0	0.0	0.0	0.0	0.0	0.0	0.0	0.0	0.0	0.0	0.0	0.0	0.0	0.0	0.0
	관악구	소계		발 생 량		1.7	0.0	0.0	0.0	0.0	0.0	0.0	0.0	0.0	0.0	0.0	0.0	1.7	0.0	0.0	0.0
				처리방법	매 립	0.0	0.0	0.0	0.0	0.0	0.0	0.0	0.0	0.0	0.0	0.0	0.0	0.0	0.0	0.0	0.0
					소 각	0.0	0.0	0.0	0.0	0.0	0.0	0.0	0.0	0.0	0.0	0.0	0.0	0.0	0.0	0.0	0.0
					재 활 용	1.7	0.0	0.0	0.0	0.0	0.0	0.0	0.0	0.0	0.0	0.0	0.0	1.7	0.0	0.0	0.0
					해역배출	0.0	0.0	0.0	0.0	0.0	0.0	0.0	0.0	0.0	0.0	0.0	0.0	0.0	0.0	0.0	0.0

(단위:톤/일)

지역구분		업종		발생량 및 처리현황		총계	가 연 성													
시도	시군구	대분류	중분류				소계	폐지류	폐목재류	폐합성고분자화합물				유기성오니류				동식물성잔재물	폐식용유	기타
										폐섬유류	폐합성 수지	폐합성 고무	폐피혁	폐수처리오니	공정오니	정수 처리오니	하수 처리오니			
서울	관악구	C	15	발 생 량		0.7	0.7	0.0	0.0	0.0	0.7	0.0	0.0	0.0	0.0	0.0	0.0	0.0	0.0	0.0
				처리방법	매 립	0.0	0.0	0.0	0.0	0.0	0.0	0.0	0.0	0.0	0.0	0.0	0.0	0.0	0.0	0.0
					소 각	0.0	0.0	0.0	0.0	0.0	0.0	0.0	0.0	0.0	0.0	0.0	0.0	0.0	0.0	0.0
					재 활 용	0.7	0.7	0.0	0.0	0.0	0.7	0.0	0.0	0.0	0.0	0.0	0.0	0.0	0.0	0.0
					해역배출	0.0	0.0	0.0	0.0	0.0	0.0	0.0	0.0	0.0	0.0	0.0	0.0	0.0	0.0	0.0
		C	23	발 생 량		1.7	0.0	0.0	0.0	0.0	0.0	0.0	0.0	0.0	0.0	0.0	0.0	0.0	0.0	0.0
				처리방법	매 립	0.0	0.0													
					소 각	0.0	0.0													
					재 활 용	1.7	0.0													
					해역배출	0.0	0.0													
	서초구	소계		발 생 량		0.0	0.0	0.0	0.0	0.0	0.0	0.0	0.0	0.0	0.0	0.0	0.0	0.0	0.0	0.0
				처리방법	매 립	0.0	0.0	0.0	0.0	0.0	0.0	0.0	0.0	0.0	0.0	0.0	0.0	0.0	0.0	0.0
					소 각	0.0	0.0	0.0	0.0	0.0	0.0	0.0	0.0	0.0	0.0	0.0	0.0	0.0	0.0	0.0
					재 활 용	0.0	0.0	0.0	0.0	0.0	0.0	0.0	0.0	0.0	0.0	0.0	0.0	0.0	0.0	0.0
					해역배출	0.0	0.0	0.0	0.0	0.0	0.0	0.0	0.0	0.0	0.0	0.0	0.0	0.0	0.0	0.0
				발 생 량		0.0	0.0	0.0	0.0	0.0	0.0	0.0	0.0	0.0	0.0	0.0	0.0	0.0	0.0	0.0
				처리방법	매 립	0.0	0.0	0.0	0.0	0.0	0.0	0.0	0.0	0.0	0.0	0.0	0.0	0.0	0.0	0.0
					소 각	0.0	0.0	0.0	0.0	0.0	0.0	0.0	0.0	0.0	0.0	0.0	0.0	0.0	0.0	0.0
					재 활 용	0.0	0.0	0.0	0.0	0.0	0.0	0.0	0.0	0.0	0.0	0.0	0.0	0.0	0.0	0.0
					해역배출	0.0	0.0	0.0	0.0	0.0	0.0	0.0	0.0	0.0	0.0	0.0	0.0	0.0	0.0	0.0
	강남구	소계		발 생 량		0.0	0.0	0.0	0.0	0.0	0.0	0.0	0.0	0.0	0.0	0.0	0.0	0.0	0.0	0.0
				처리방법	매 립	0.0	0.0	0.0	0.0	0.0	0.0	0.0	0.0	0.0	0.0	0.0	0.0	0.0	0.0	0.0
					소 각	0.0	0.0	0.0	0.0	0.0	0.0	0.0	0.0	0.0	0.0	0.0	0.0	0.0	0.0	0.0
					재 활 용	0.0	0.0	0.0	0.0	0.0	0.0	0.0	0.0	0.0	0.0	0.0	0.0	0.0	0.0	0.0
					해역배출	0.0	0.0	0.0	0.0	0.0	0.0	0.0	0.0	0.0	0.0	0.0	0.0	0.0	0.0	0.0
				발 생 량		0.0	0.0	0.0	0.0	0.0	0.0	0.0	0.0	0.0	0.0	0.0	0.0	0.0	0.0	0.0
				처리방법	매 립	0.0	0.0	0.0	0.0	0.0	0.0	0.0	0.0	0.0	0.0	0.0	0.0	0.0	0.0	0.0
					소 각	0.0	0.0	0.0	0.0	0.0	0.0	0.0	0.0	0.0	0.0	0.0	0.0	0.0	0.0	0.0
					재 활 용	0.0	0.0	0.0	0.0	0.0	0.0	0.0	0.0	0.0	0.0	0.0	0.0	0.0	0.0	0.0
					해역배출	0.0	0.0	0.0	0.0	0.0	0.0	0.0	0.0	0.0	0.0	0.0	0.0	0.0	0.0	0.0
	송파구	소계		발 생 량		96.9	92.2	0.0	20.5	0.0	30.0	0.0	0.0	2.9	0.0	0.0	0.0	38.8	0.0	0.0
				처리방법	매 립	4.4	0.0	0.0	0.0	0.0	0.0	0.0	0.0	0.0	0.0	0.0	0.0	0.0	0.0	0.0
					소 각	6.6	6.6	0.0	0.3	0.0	6.3	0.0	0.0	0.0	0.0	0.0	0.0	0.0	0.0	0.0
					재 활 용	85.9	85.6	0.0	20.2	0.0	23.7	0.0	0.0	2.9	0.0	0.0	0.0	38.8	0.0	0.0
					해역배출	0.0	0.0	0.0	0.0	0.0	0.0	0.0	0.0	0.0	0.0	0.0	0.0	0.0	0.0	0.0
		E		발 생 량		96.9	92.2	0.0	20.5	0.0	30.0	0.0	0.0	2.9	0.0	0.0	0.0	38.8	0.0	0.0
				처리방법	매 립	4.4	0.0	0.0	0.0	0.0	0.0	0.0	0.0	0.0	0.0	0.0	0.0	0.0	0.0	0.0
					소 각	6.6	6.6	0.0	0.3	0.0	6.3	0.0	0.0	0.0	0.0	0.0	0.0	0.0	0.0	0.0
					재 활 용	85.9	85.6	0.0	20.2	0.0	23.7	0.0	0.0	2.9	0.0	0.0	0.0	38.8	0.0	0.0
					해역배출	0.0	0.0	0.0	0.0	0.0	0.0	0.0	0.0	0.0	0.0	0.0	0.0	0.0	0.0	0.0
	강동구	소계		발 생 량		143.0	33.2	0.0	0.0	0.0	25.0	0.0	0.0	0.2	0.0	0.0	0.0	0.4	0.0	7.6
				처리방법	매 립	1.1	0.6	0.0	0.0	0.0	0.0	0.0	0.0	0.2	0.0	0.0	0.0	0.0	0.0	0.4
					소 각	16.2	16.2	0.0	0.0	0.0	13.1	0.0	0.0	0.0	0.0	0.0	0.0	0.0	0.0	3.1
					재 활 용	125.7	16.4	0.0	0.0	0.0	11.9	0.0	0.0	0.0	0.0	0.0	0.0	0.4	0.0	4.1
					해역배출	0.0	0.0	0.0	0.0	0.0	0.0	0.0	0.0	0.0	0.0	0.0	0.0	0.0	0.0	0.0
		E		발 생 량		143.0	33.2	0.0	0.0	0.0	25.0	0.0	0.0	0.2	0.0	0.0	0.0	0.4	0.0	7.6
				처리방법	매 립	1.1	0.6	0.0	0.0	0.0	0.0	0.0	0.0	0.2	0.0	0.0	0.0	0.0	0.0	0.4
					소 각	16.2	16.2	0.0	0.0	0.0	13.1	0.0	0.0	0.0	0.0	0.0	0.0	0.0	0.0	3.1
					재 활 용	125.7	16.4	0.0	0.0	0.0	11.9	0.0	0.0	0.0	0.0	0.0	0.0	0.4	0.0	4.1
					해역배출	0.0	0.0	0.0	0.0	0.0	0.0	0.0	0.0	0.0	0.0	0.0	0.0	0.0	0.0	0.0
부산	합계			발 생 량		3,271.7	978.5	13.0	81.8	6.4	273.2	11.2	6.4	130.4	162.6	0.0	164.7	101.5	0.5	26.8
				처리방법	매 립	809.4	264.8	0.0	0.0	0.0	13.3	0.0	0.0	73.4	2.2	0.0	164.7	5.3	0.0	5.9
					소 각	74.4	74.3	0.1	2.1	4.1	55.8	3.3	0.1	3.9	0.1	0.0	0.0	2.1	0.0	2.7
					재 활 용	2,368.7	623.7	12.9	79.7	2.3	204.1	7.9	6.3	37.5	160.3	0.0	0.0	94.0	0.5	18.2
					해역배출	19.2	15.7	0.0	0.0	0.0	0.0	0.0	0.0	15.6	0.0	0.0	0.0	0.1	0.0	0.0

(단위:톤/일)

구분		업종		발생량 및 처리현황	불 연 성															
시도	시군구	대분류	중분류		소계	광재류	연소재	소각재	분진류	폐주물사 모래류	폐금속류	폐석회 석고류	폐촉매	폐흡착재폐흡수재	유리·도자기편류	무기성오니류				기타
																폐수처리오니	공정오니	정수처리오니	하수처리오니	
서울	관악구	C	15	발 생 량	0.0	0.0	0.0	0.0	0.0	0.0	0.0	0.0	0.0	0.0	0.0	0.0	0.0	0.0	0.0	0.0
				처리방법 매 립	0.0															
				처리방법 소 각	0.0															
				처리방법 재 활 용	0.0															
				처리방법 해역배출	0.0															
		C	23	발 생 량	1.7	0.0	0.0	0.0	0.0	0.0	0.0	0.0	0.0	0.0	0.0	0.0	1.7	0.0	0.0	0.0
				처리방법 매 립	0.0	0.0	0.0	0.0	0.0	0.0	0.0	0.0	0.0	0.0	0.0	0.0	0.0	0.0	0.0	0.0
				처리방법 소 각	0.0	0.0	0.0	0.0	0.0	0.0	0.0	0.0	0.0	0.0	0.0	0.0	0.0	0.0	0.0	0.0
				처리방법 재 활 용	1.7	0.0	0.0	0.0	0.0	0.0	0.0	0.0	0.0	0.0	0.0	0.0	1.7	0.0	0.0	0.0
				처리방법 해역배출	0.0	0.0	0.0	0.0	0.0	0.0	0.0	0.0	0.0	0.0	0.0	0.0	0.0	0.0	0.0	0.0
	서초구	소계		발 생 량	0.0	0.0	0.0	0.0	0.0	0.0	0.0	0.0	0.0	0.0	0.0	0.0	0.0	0.0	0.0	0.0
				처리방법 매 립	0.0	0.0	0.0	0.0	0.0	0.0	0.0	0.0	0.0	0.0	0.0	0.0	0.0	0.0	0.0	0.0
				처리방법 소 각	0.0	0.0	0.0	0.0	0.0	0.0	0.0	0.0	0.0	0.0	0.0	0.0	0.0	0.0	0.0	0.0
				처리방법 재 활 용	0.0	0.0	0.0	0.0	0.0	0.0	0.0	0.0	0.0	0.0	0.0	0.0	0.0	0.0	0.0	0.0
				처리방법 해역배출	0.0	0.0	0.0	0.0	0.0	0.0	0.0	0.0	0.0	0.0	0.0	0.0	0.0	0.0	0.0	0.0
				발 생 량	0.0	0.0	0.0	0.0	0.0	0.0	0.0	0.0	0.0	0.0	0.0	0.0	0.0	0.0	0.0	0.0
				처리방법 매 립	0.0	0.0	0.0	0.0	0.0	0.0	0.0	0.0	0.0	0.0	0.0	0.0	0.0	0.0	0.0	0.0
				처리방법 소 각	0.0	0.0	0.0	0.0	0.0	0.0	0.0	0.0	0.0	0.0	0.0	0.0	0.0	0.0	0.0	0.0
				처리방법 재 활 용	0.0	0.0	0.0	0.0	0.0	0.0	0.0	0.0	0.0	0.0	0.0	0.0	0.0	0.0	0.0	0.0
				처리방법 해역배출	0.0	0.0	0.0	0.0	0.0	0.0	0.0	0.0	0.0	0.0	0.0	0.0	0.0	0.0	0.0	0.0
	강남구	소계		발 생 량	0.0	0.0	0.0	0.0	0.0	0.0	0.0	0.0	0.0	0.0	0.0	0.0	0.0	0.0	0.0	0.0
				처리방법 매 립	0.0	0.0	0.0	0.0	0.0	0.0	0.0	0.0	0.0	0.0	0.0	0.0	0.0	0.0	0.0	0.0
				처리방법 소 각	0.0	0.0	0.0	0.0	0.0	0.0	0.0	0.0	0.0	0.0	0.0	0.0	0.0	0.0	0.0	0.0
				처리방법 재 활 용	0.0	0.0	0.0	0.0	0.0	0.0	0.0	0.0	0.0	0.0	0.0	0.0	0.0	0.0	0.0	0.0
				처리방법 해역배출	0.0	0.0	0.0	0.0	0.0	0.0	0.0	0.0	0.0	0.0	0.0	0.0	0.0	0.0	0.0	0.0
				발 생 량	0.0	0.0	0.0	0.0	0.0	0.0	0.0	0.0	0.0	0.0	0.0	0.0	0.0	0.0	0.0	0.0
				처리방법 매 립	0.0	0.0	0.0	0.0	0.0	0.0	0.0	0.0	0.0	0.0	0.0	0.0	0.0	0.0	0.0	0.0
				처리방법 소 각	0.0	0.0	0.0	0.0	0.0	0.0	0.0	0.0	0.0	0.0	0.0	0.0	0.0	0.0	0.0	0.0
				처리방법 재 활 용	0.0	0.0	0.0	0.0	0.0	0.0	0.0	0.0	0.0	0.0	0.0	0.0	0.0	0.0	0.0	0.0
				처리방법 해역배출	0.0	0.0	0.0	0.0	0.0	0.0	0.0	0.0	0.0	0.0	0.0	0.0	0.0	0.0	0.0	0.0
	송파구	소계		발 생 량	4.7	0.0	0.0	0.0	0.0	0.0	0.0	0.0	0.0	0.3	0.0	4.4	0.0	0.0	0.0	0.0
				처리방법 매 립	4.4	0.0	0.0	0.0	0.0	0.0	0.0	0.0	0.0	0.0	0.0	4.4	0.0	0.0	0.0	0.0
				처리방법 소 각	0.0	0.0	0.0	0.0	0.0	0.0	0.0	0.0	0.0	0.0	0.0	0.0	0.0	0.0	0.0	0.0
				처리방법 재 활 용	0.3	0.0	0.0	0.0	0.0	0.0	0.0	0.0	0.0	0.3	0.0	0.0	0.0	0.0	0.0	0.0
				처리방법 해역배출	0.0	0.0	0.0	0.0	0.0	0.0	0.0	0.0	0.0	0.0	0.0	0.0	0.0	0.0	0.0	0.0
				발 생 량	4.7	0.0	0.0	0.0	0.0	0.0	0.0	0.0	0.0	0.3	0.0	4.4	0.0	0.0	0.0	0.0
				처리방법 매 립	4.4	0.0	0.0	0.0	0.0	0.0	0.0	0.0	0.0	0.0	0.0	4.4	0.0	0.0	0.0	0.0
				처리방법 소 각	0.0	0.0	0.0	0.0	0.0	0.0	0.0	0.0	0.0	0.0	0.0	0.0	0.0	0.0	0.0	0.0
				처리방법 재 활 용	0.3	0.0	0.0	0.0	0.0	0.0	0.0	0.0	0.0	0.3	0.0	0.0	0.0	0.0	0.0	0.0
				처리방법 해역배출	0.0	0.0	0.0	0.0	0.0	0.0	0.0	0.0	0.0	0.0	0.0	0.0	0.0	0.0	0.0	0.0
	강동구	소계		발 생 량	109.8	0.0	0.0	0.0	0.0	0.0	0.0	0.0	0.0	0.0	0.0	0.5	0.0	98.0	11.3	0.0
				처리방법 매 립	0.5	0.0	0.0	0.0	0.0	0.0	0.0	0.0	0.0	0.0	0.0	0.5	0.0	0.0	0.0	0.0
				처리방법 소 각	0.0	0.0	0.0	0.0	0.0	0.0	0.0	0.0	0.0	0.0	0.0	0.0	0.0	0.0	0.0	0.0
				처리방법 재 활 용	109.3	0.0	0.0	0.0	0.0	0.0	0.0	0.0	0.0	0.0	0.0	0.0	0.0	98.0	11.3	0.0
				처리방법 해역배출	0.0	0.0	0.0	0.0	0.0	0.0	0.0	0.0	0.0	0.0	0.0	0.0	0.0	0.0	0.0	0.0
				발 생 량	109.8	0.0	0.0	0.0	0.0	0.0	0.0	0.0	0.0	0.0	0.0	0.5	0.0	98.0	11.3	0.0
				처리방법 매 립	0.5	0.0	0.0	0.0	0.0	0.0	0.0	0.0	0.0	0.0	0.0	0.5	0.0	0.0	0.0	0.0
				처리방법 소 각	0.0	0.0	0.0	0.0	0.0	0.0	0.0	0.0	0.0	0.0	0.0	0.0	0.0	0.0	0.0	0.0
				처리방법 재 활 용	109.3	0.0	0.0	0.0	0.0	0.0	0.0	0.0	0.0	0.0	0.0	0.0	0.0	98.0	11.3	0.0
				처리방법 해역배출	0.0	0.0	0.0	0.0	0.0	0.0	0.0	0.0	0.0	0.0	0.0	0.0	0.0	0.0	0.0	0.0
부산	합계			발 생 량	2,293.2	510.9	76.8	243.3	63.8	609.3	119.7	1.2	0.1	14.6	36.4	64.1	44.4	57.1	243.8	207.7
				처리방법 매 립	544.6	1.6	76.7	208.8	7.5	13.9	0.0	0.1	0.0	13.8	27.9	43.9	8.4	22.9	103.4	15.7
				처리방법 소 각	0.1	0.0	0.0	0.0	0.0	0.0	0.0	0.0	0.0	0.0	0.0	0.1	0.0	0.0	0.0	0.0
				처리방법 재 활 용	1,745.0	509.3	0.1	34.5	56.3	595.4	119.7	1.1	0.1	0.8	8.5	16.6	36.0	34.2	140.4	192.0
				처리방법 해역배출	3.5	0.0	0.0	0.0	0.0	0.0	0.0	0.0	0.0	0.0	0.0	3.5	0.0	0.0	0.0	0.0

(단위:톤/일)

지역구분		업종		발생량 및 처리현황		총계	가 연 성														
시도	시군구	대분류	중분류				소계	폐지류	폐목재류	폐합성고분자화합물				유기성오니류				동식물성잔재물	폐식용유	기타
										폐섬유류	폐합성 수지	폐합성 고무	폐피혁	폐수처리오니	공정오니	정수 처리오니	하수 처리오니			
부산	중구	소계		발생량		0.0	0.0	0.0	0.0	0.0	0.0	0.0	0.0	0.0	0.0	0.0	0.0	0.0	0.0	0.0
				처리방법	매 립	0.0	0.0													
					소 각	0.0	0.0													
					재 활 용	0.0	0.0													
					해역배출	0.0	0.0													
				발생량		0.0	0.0	0.0	0.0	0.0	0.0	0.0	0.0	0.0	0.0	0.0	0.0	0.0	0.0	0.0
				처리방법	매 립	0.0	0.0													
					소 각	0.0	0.0													
					재 활 용	0.0	0.0													
					해역배출	0.0	0.0													
	서구	소계		발생량		72.3	72.2	0.0	0.0	0.0	0.8	0.0	0.0	10.0	0.0	0.0	20.0	41.4	0.0	0.0
				처리방법	매 립	20.5	20.4	0.0	0.0	0.0	0.0	0.0	0.0	0.0	0.0	0.0	20.0	0.4	0.0	0.0
					소 각	0.6	0.6	0.0	0.0	0.0	0.6	0.0	0.0	0.0	0.0	0.0	0.0	0.0	0.0	0.0
					재 활 용	42.0	42.0	0.0	0.0	0.0	0.2	0.0	0.0	0.8	0.0	0.0	0.0	41.0	0.0	0.0
					해역배출	9.2	9.2	0.0	0.0	0.0	0.0	0.0	0.0	9.2	0.0	0.0	0.0	0.0	0.0	0.0
		C	10	발생량		49.5	49.5	0.0	0.0	0.0	0.0	0.0	0.0	8.1	0.0	0.0	0.0	41.4	0.0	0.0
				처리방법	매 립	0.4	0.4											0.4		
					소 각	0.0	0.0				0.0									
					재 활 용	41.8	41.8							0.8				41.0	0.0	
					해역배출	7.3	7.3							7.3						
		E		발생량		20.0	20.0	0.0	0.0	0.0	0.0	0.0	0.0	0.0	0.0	0.0	20.0	0.0	0.0	0.0
				처리방법	매 립	20.0	20.0										20.0			
					소 각	0.0	0.0													
					재 활 용	0.0	0.0													
					해역배출	0.0	0.0													
		G		발생량		1.9	1.9	0.0	0.0	0.0	0.0	0.0	0.0	1.9	0.0	0.0	0.0	0.0	0.0	0.0
				처리방법	매 립	0.0	0.0													
					소 각	0.0	0.0													
					재 활 용	0.0	0.0													
					해역배출	1.9	1.9							1.9						
		H		발생량		0.1	0.1	0.0	0.0	0.0	0.1	0.0	0.0	0.0	0.0	0.0	0.0	0.0	0.0	0.0
				처리방법	매 립	0.0	0.0													
					소 각	0.1	0.1				0.1									
					재 활 용	0.0	0.0													
					해역배출	0.0	0.0													
		Q		발생량		0.8	0.7	0.0	0.0	0.0	0.7	0.0	0.0	0.0	0.0	0.0	0.0	0.0	0.0	0.0
				처리방법	매 립	0.1	0.0													
					소 각	0.5	0.5				0.5									
					재 활 용	0.2	0.2				0.2									
					해역배출	0.0	0.0													
	동구	소계		발생량		0.0	0.0	0.0	0.0	0.0	0.0	0.0	0.0	0.0	0.0	0.0	0.0	0.0	0.0	0.0
				처리방법	매 립	0.0	0.0													
					소 각	0.0	0.0													
					재 활 용	0.0	0.0													
					해역배출	0.0	0.0													
				발생량		0.0	0.0	0.0	0.0	0.0	0.0	0.0	0.0	0.0	0.0	0.0	0.0	0.0	0.0	0.0
				처리방법	매 립	0.0	0.0													
					소 각	0.0	0.0													
					재 활 용	0.0	0.0													
					해역배출	0.0	0.0													
	영도구	소계		발생량		42.7	26.9	0.0	0.7	0.7	24.3	0.0	0.0	0.0	0.0	0.0	0.0	0.4	0.0	0.8
				처리방법	매 립	26.4	11.1	0.0	0.0	0.0	9.9	0.0	0.0	0.0	0.0	0.0	0.0	0.4	0.0	0.8
					소 각	0.8	0.8	0.0	0.0	0.0	0.8	0.0	0.0	0.0	0.0	0.0	0.0	0.0	0.0	0.0
					재 활 용	15.5	15.0	0.0	0.7	0.7	13.6	0.0	0.0	0.0	0.0	0.0	0.0	0.0	0.0	0.0
					해역배출	0.0	0.0	0.0	0.0	0.0	0.0	0.0	0.0	0.0	0.0	0.0	0.0	0.0	0.0	0.0

(단위:톤/일)

구분		업종		발생량 및 처리현황		불 연 성															
시도	시군구	대분류	중분류			소계	광재류	연소재	소각재	분진류	폐주물사 모래류	폐금속류	폐석회 석고류	폐촉매	폐흡착재폐흡수재	유리·도자기편류	무기성오니류				기타
																	폐수처리오니	공정오니	정수처리오니	하수처리오니	
부산	중구	소계		발 생 량		0.0	0.0	0.0	0.0	0.0	0.0	0.0	0.0	0.0	0.0	0.0	0.0	0.0	0.0	0.0	0.0
				처리방법	매 립	0.0															
					소 각	0.0															
					재 활 용	0.0															
					해역배출	0.0															
		소계		발 생 량		0.0	0.0	0.0	0.0	0.0	0.0	0.0	0.0	0.0	0.0	0.0	0.0	0.0	0.0	0.0	0.0
				처리방법	매 립	0.0															
					소 각	0.0															
					재 활 용	0.0															
					해역배출	0.0															
	서구	소계		발 생 량		0.1	0.0	0.0	0.0	0.0	0.0	0.0	0.0	0.0	0.0	0.0	0.1	0.0	0.0	0.0	0.0
				처리방법	매 립	0.1	0.0	0.0	0.0	0.0	0.0	0.0	0.0	0.0	0.0	0.0	0.1	0.0	0.0	0.0	0.0
					소 각	0.0	0.0	0.0	0.0	0.0	0.0	0.0	0.0	0.0	0.0	0.0	0.0	0.0	0.0	0.0	0.0
					재 활 용	0.0	0.0	0.0	0.0	0.0	0.0	0.0	0.0	0.0	0.0	0.0	0.0	0.0	0.0	0.0	0.0
					해역배출	0.0	0.0	0.0	0.0	0.0	0.0	0.0	0.0	0.0	0.0	0.0	0.0	0.0	0.0	0.0	0.0
		C	10	발 생 량		0.0	0.0	0.0	0.0	0.0	0.0	0.0	0.0	0.0	0.0	0.0	0.0	0.0	0.0	0.0	0.0
				처리방법	매 립	0.0															
					소 각	0.0															
					재 활 용	0.0															
					해역배출	0.0															
		E		발 생 량		0.0	0.0	0.0	0.0	0.0	0.0	0.0	0.0	0.0	0.0	0.0	0.0	0.0	0.0	0.0	0.0
				처리방법	매 립	0.0															
					소 각	0.0															
					재 활 용	0.0															
					해역배출	0.0															
		G		발 생 량		0.0	0.0	0.0	0.0	0.0	0.0	0.0	0.0	0.0	0.0	0.0	0.0	0.0	0.0	0.0	0.0
				처리방법	매 립	0.0															
					소 각	0.0															
					재 활 용	0.0															
					해역배출	0.0															
		H		발 생 량		0.0	0.0	0.0	0.0	0.0	0.0	0.0	0.0	0.0	0.0	0.0	0.0	0.0	0.0	0.0	0.0
				처리방법	매 립	0.0															
					소 각	0.0															
					재 활 용	0.0															
					해역배출	0.0															
		Q		발 생 량		0.1	0.0	0.0	0.0	0.0	0.0	0.0	0.0	0.0	0.0	0.0	0.1	0.0	0.0	0.0	0.0
				처리방법	매 립	0.1											0.1				
					소 각	0.0															
					재 활 용	0.0															
					해역배출	0.0															
	동구	소계		발 생 량		0.0	0.0	0.0	0.0	0.0	0.0	0.0	0.0	0.0	0.0	0.0	0.0	0.0	0.0	0.0	0.0
				처리방법	매 립	0.0															
					소 각	0.0															
					재 활 용	0.0															
					해역배출	0.0															
				발 생 량		0.0	0.0	0.0	0.0	0.0	0.0	0.0	0.0	0.0	0.0	0.0	0.0	0.0	0.0	0.0	0.0
				처리방법	매 립	0.0															
					소 각	0.0															
					재 활 용	0.0															
					해역배출	0.0															
	영도구	소계		발 생 량		15.8	0.0	0.0	0.3	0.1	1.9	0.0	0.0	0.0	0.0	0.0	0.0	0.2	0.0	13.1	0.2
				처리방법	매 립	15.3	0.0	0.0	0.3	0.0	1.7	0.0	0.0	0.0	0.0	0.0	0.0	0.2	0.0	13.1	0.0
					소 각	0.0	0.0	0.0	0.0	0.0	0.0	0.0	0.0	0.0	0.0	0.0	0.0	0.0	0.0	0.0	0.0
					재 활 용	0.5	0.0	0.0	0.0	0.1	0.2	0.0	0.0	0.0	0.0	0.0	0.0	0.0	0.0	0.0	0.2
					해역배출	0.0	0.0	0.0	0.0	0.0	0.0	0.0	0.0	0.0	0.0	0.0	0.0	0.0	0.0	0.0	0.0

(단위:톤/일)

지역구분		업종		발생량 및 처리현황		총계	가 연 성													
시도	시군구	대분류	중분류				소계	폐지류	폐목재류	폐합성고분자화합물				유기성오니류				동식물성잔재물	폐식용유	기타
										폐섬유류	폐합성 수지	폐합성 고무	폐피혁	폐수처리오니	공정오니	정수 처리오니	하수 처리오니			
부산	영도구	C	33	발생량		14.4	12.2	0.0	0.7	0.0	11.0	0.0	0.0	0.0	0.0	0.0	0.0	0.4	0.0	0.1
				처리방법	매 립	2.4	0.5											0.4		0.1
					소 각	0.8	0.8				0.8									
					재 활 용	11.2	10.9		0.7		10.2									
					해역배출	0.0	0.0													
		E		발생량		28.2	14.7	0.0	0.0	0.7	13.3	0.0	0.0	0.0	0.0	0.0	0.0	0.0	0.0	0.7
				처리방법	매 립	24.0	10.6				9.9									0.7
					소 각	0.0	0.0													
					재 활 용	4.2	4.1			0.7	3.4									
					해역배출	0.0	0.0													
		D		발생량		0.1	0.0	0.0	0.0	0.0	0.0	0.0	0.0	0.0	0.0	0.0	0.0	0.0	0.0	0.0
				처리방법	매 립	0.0	0.0													
					소 각	0.0	0.0													
					재 활 용	0.1	0.0													
					해역배출	0.0	0.0													
	부산진구	소계		발생량		1.1	1.1	0.0	0.0	0.0	0.8	0.0	0.0	0.0	0.3	0.0	0.0	0.0	0.0	0.0
				처리방법	매 립	0.3	0.3	0.0	0.0	0.0	0.0	0.0	0.0	0.0	0.3	0.0	0.0	0.0	0.0	0.0
					소 각	0.8	0.8	0.0	0.0	0.0	0.8	0.0	0.0	0.0	0.0	0.0	0.0	0.0	0.0	0.0
					재 활 용	0.0	0.0	0.0	0.0	0.0	0.0	0.0	0.0	0.0	0.0	0.0	0.0	0.0	0.0	0.0
					해역배출	0.0	0.0	0.0	0.0	0.0	0.0	0.0	0.0	0.0	0.0	0.0	0.0	0.0	0.0	0.0
		I		발생량		1.1	1.1	0.0	0.0	0.0	0.8	0.0	0.0	0.0	0.3	0.0	0.0	0.0	0.0	0.0
				처리방법	매 립	0.3	0.3								0.3					
					소 각	0.8	0.8				0.8									
					재 활 용	0.0	0.0													
					해역배출	0.0	0.0													
	동래구	소계		발생량		121.3	0.0	0.0	0.0	0.0	0.0	0.0	0.0	0.0	0.0	0.0	0.0	0.0	0.0	0.0
				처리방법	매 립	121.3	0.0	0.0	0.0	0.0	0.0	0.0	0.0	0.0	0.0	0.0	0.0	0.0	0.0	0.0
					소 각	0.0	0.0	0.0	0.0	0.0	0.0	0.0	0.0	0.0	0.0	0.0	0.0	0.0	0.0	0.0
					재 활 용	0.0	0.0	0.0	0.0	0.0	0.0	0.0	0.0	0.0	0.0	0.0	0.0	0.0	0.0	0.0
					해역배출	0.0	0.0	0.0	0.0	0.0	0.0	0.0	0.0	0.0	0.0	0.0	0.0	0.0	0.0	0.0
		E		발생량		121.3	0.0	0.0	0.0	0.0	0.0	0.0	0.0	0.0	0.0	0.0	0.0	0.0	0.0	0.0
				처리방법	매 립	121.3	0.0													
					소 각	0.0	0.0													
					재 활 용	0.0	0.0													
					해역배출	0.0	0.0													
	남구	소계		발생량		102.4	90.3	0.4	0.6	0.0	1.1	0.0	0.0	14.3	1.9	0.0	70.0	0.0	0.0	2.0
				처리방법	매 립	98.9	87.9	0.0	0.0	0.0	0.0	0.0	0.0	14.3	1.6	0.0	70.0	0.0	0.0	2.0
					소 각	1.6	1.6	0.0	0.5	0.0	1.1	0.0	0.0	0.0	0.0	0.0	0.0	0.0	0.0	0.0
					재 활 용	1.9	0.8	0.4	0.1	0.0	0.0	0.0	0.0	0.0	0.3	0.0	0.0	0.0	0.0	0.0
					해역배출	0.0	0.0	0.0	0.0	0.0	0.0	0.0	0.0	0.0	0.0	0.0	0.0	0.0	0.0	0.0
		C	24	발생량		102.4	90.3	0.4	0.6	0.0	1.1	0.0	0.0	14.3	1.9	0.0	70.0	0.0	0.0	2.0
				처리방법	매 립	98.9	87.9							14.3	1.6		70.0			2.0
					소 각	1.6	1.6		0.5		1.1									
					재 활 용	1.9	0.8	0.4	0.1						0.3					
					해역배출	0.0	0.0													
	북구	소계		발생량		40.3	0.7	0.0	0.0	0.7	0.0	0.0	0.0	0.0	0.0	0.0	0.0	0.0	0.0	0.0
				처리방법	매 립	5.4	0.0	0.0	0.0	0.0	0.0	0.0	0.0	0.0	0.0	0.0	0.0	0.0	0.0	0.0
					소 각	0.2	0.2	0.0	0.0	0.2	0.0	0.0	0.0	0.0	0.0	0.0	0.0	0.0	0.0	0.0
					재 활 용	34.7	0.5	0.0	0.0	0.5	0.0	0.0	0.0	0.0	0.0	0.0	0.0	0.0	0.0	0.0
					해역배출	0.0	0.0	0.0	0.0	0.0	0.0	0.0	0.0	0.0	0.0	0.0	0.0	0.0	0.0	0.0
		C	14	발생량		0.7	0.7	0.0	0.0	0.7	0.0	0.0	0.0	0.0	0.0	0.0	0.0	0.0	0.0	0.0
				처리방법	매 립	0.0	0.0													
					소 각	0.2	0.2			0.2										
					재 활 용	0.5	0.5			0.5										
					해역배출	0.0	0.0													

(단위:톤/일)

구분		업종		발생량 및 처리현황	불 연 성															
시도	시군구	대분류	중분류		소계	광재류	연소재	소각재	분진류	폐주물사 모래류	폐금속류	폐석회 석고류	폐촉매	폐흡착재폐흡수재	유리·도자기편류	무기성오니류				기타
																폐수처리오니	공정오니	정수처리오니	하수처리오니	
부산	영도구	C	33	발 생 량	2.2	0.0	0.0	0.0	0.1	1.9	0.0	0.0	0.0	0.0	0.0	0.0	0.2	0.0	0.0	0.0
				처리방법 매 립	1.9					1.7							0.2			
				처리방법 소 각	0.0															
				처리방법 재 활 용	0.3				0.1	0.2										
				처리방법 해역배출	0.0															
		E		발 생 량	13.5	0.0	0.0	0.3	0.0	0.0	0.0	0.0	0.0	0.0	0.0	0.0	0.0	0.0	13.1	0.1
				처리방법 매 립	13.4			0.3											13.1	
				처리방법 소 각	0.0															
				처리방법 재 활 용	0.1															0.1
				처리방법 해역배출	0.0															
		D		발 생 량	0.1	0.0	0.0	0.0	0.0	0.0	0.0	0.0	0.0	0.0	0.0	0.0	0.0	0.0	0.0	0.1
				처리방법 매 립	0.0															
				처리방법 소 각	0.0															
				처리방법 재 활 용	0.1															0.1
				처리방법 해역배출	0.0															
	부산진구	소계		발 생 량	0.0	0.0	0.0	0.0	0.0	0.0	0.0	0.0	0.0	0.0	0.0	0.0	0.0	0.0	0.0	0.0
				처리방법 매 립	0.0	0.0	0.0	0.0	0.0	0.0	0.0	0.0	0.0	0.0	0.0	0.0	0.0	0.0	0.0	0.0
				처리방법 소 각	0.0	0.0	0.0	0.0	0.0	0.0	0.0	0.0	0.0	0.0	0.0	0.0	0.0	0.0	0.0	0.0
				처리방법 재 활 용	0.0	0.0	0.0	0.0	0.0	0.0	0.0	0.0	0.0	0.0	0.0	0.0	0.0	0.0	0.0	0.0
				처리방법 해역배출	0.0	0.0	0.0	0.0	0.0	0.0	0.0	0.0	0.0	0.0	0.0	0.0	0.0	0.0	0.0	0.0
		I		발 생 량	0.0	0.0	0.0	0.0	0.0	0.0	0.0	0.0	0.0	0.0	0.0	0.0	0.0	0.0	0.0	0.0
				처리방법 매 립	0.0															
				처리방법 소 각	0.0															
				처리방법 재 활 용	0.0															
				처리방법 해역배출	0.0															
	동래구	소계		발 생 량	121.3	0.0	22.4	56.6	0.0	0.0	0.0	0.0	0.0	13.5	26.8	0.0	0.0	0.0	2.0	0.0
				처리방법 매 립	121.3	0.0	22.4	56.6	0.0	0.0	0.0	0.0	0.0	13.5	26.8	0.0	0.0	0.0	2.0	0.0
				처리방법 소 각	0.0	0.0	0.0	0.0	0.0	0.0	0.0	0.0	0.0	0.0	0.0	0.0	0.0	0.0	0.0	0.0
				처리방법 재 활 용	0.0	0.0	0.0	0.0	0.0	0.0	0.0	0.0	0.0	0.0	0.0	0.0	0.0	0.0	0.0	0.0
				처리방법 해역배출	0.0	0.0	0.0	0.0	0.0	0.0	0.0	0.0	0.0	0.0	0.0	0.0	0.0	0.0	0.0	0.0
		E		발 생 량	121.3	0.0	22.4	56.6	0.0	0.0	0.0	0.0	0.0	13.5	26.8	0.0	0.0	0.0	2.0	0.0
				처리방법 매 립	121.3		22.4	56.6						13.5	26.8				2.0	
				처리방법 소 각	0.0															
				처리방법 재 활 용	0.0															
				처리방법 해역배출	0.0															
	남구	소계		발 생 량	12.1	0.0	0.0	0.0	0.0	0.0	0.2	0.0	0.0	0.6	0.5	0.0	0.0	10.8	0.0	0.0
				처리방법 매 립	11.0	0.0	0.0	0.0	0.0	0.0	0.0	0.0	0.0	0.2	0.0	0.0	0.0	10.8	0.0	0.0
				처리방법 소 각	0.0	0.0	0.0	0.0	0.0	0.0	0.0	0.0	0.0	0.0	0.0	0.0	0.0	0.0	0.0	0.0
				처리방법 재 활 용	1.1	0.0	0.0	0.0	0.0	0.0	0.2	0.0	0.0	0.4	0.5	0.0	0.0	0.0	0.0	0.0
				처리방법 해역배출	0.0	0.0	0.0	0.0	0.0	0.0	0.0	0.0	0.0	0.0	0.0	0.0	0.0	0.0	0.0	0.0
		C	24	발 생 량	12.1	0.0	0.0	0.0	0.0	0.0	0.2	0.0	0.0	0.6	0.5	0.0	0.0	10.8	0.0	0.0
				처리방법 매 립	11.0	0.0	0.0	0.0	0.0	0.0	0.0	0.0	0.0	0.2	0.0	0.0	0.0	10.8	0.0	0.0
				처리방법 소 각	0.0	0.0	0.0	0.0	0.0	0.0	0.0	0.0	0.0	0.0	0.0	0.0	0.0	0.0	0.0	0.0
				처리방법 재 활 용	1.1	0.0	0.0	0.0	0.0	0.0	0.2	0.0	0.0	0.4	0.5	0.0	0.0	0.0	0.0	0.0
				처리방법 해역배출	0.0	0.0	0.0	0.0	0.0	0.0	0.0	0.0	0.0	0.0	0.0	0.0	0.0	0.0	0.0	0.0
	북구	소계		발 생 량	39.6	0.0	0.0	0.0	0.0	0.0	0.0	0.0	0.0	0.0	0.0	0.0	0.0	39.6	0.0	0.0
				처리방법 매 립	5.4	0.0	0.0	0.0	0.0	0.0	0.0	0.0	0.0	0.0	0.0	0.0	0.0	5.4	0.0	0.0
				처리방법 소 각	0.0	0.0	0.0	0.0	0.0	0.0	0.0	0.0	0.0	0.0	0.0	0.0	0.0	0.0	0.0	0.0
				처리방법 재 활 용	34.2	0.0	0.0	0.0	0.0	0.0	0.0	0.0	0.0	0.0	0.0	0.0	0.0	34.2	0.0	0.0
				처리방법 해역배출	0.0	0.0	0.0	0.0	0.0	0.0	0.0	0.0	0.0	0.0	0.0	0.0	0.0	0.0	0.0	0.0
		C	14	발 생 량	0.0	0.0	0.0	0.0	0.0	0.0	0.0	0.0	0.0	0.0	0.0	0.0	0.0	0.0	0.0	0.0
				처리방법 매 립	0.0															
				처리방법 소 각	0.0															
				처리방법 재 활 용	0.0															
				처리방법 해역배출	0.0															

(단위:톤/일)

지역구분		업종		발생량 및 처리현황		총계	가 연 성													
시도	시군구	대분류	중분류				소계	폐지류	폐목재류	폐합성고분자화합물				유기성오니류				동식물성잔재물	폐식용유	기타
										폐섬유류	폐합성 수지	폐합성 고무	폐피혁	폐수처리오니	공정오니	정수 처리오니	하수 처리오니			
부산	북구	D		발 생 량		39.6	0.0	0.0	0.0	0.0	0.0	0.0	0.0	0.0	0.0	0.0	0.0	0.0	0.0	0.0
				처리방법	매 립	5.4	0.0	0.0	0.0	0.0	0.0	0.0	0.0	0.0	0.0	0.0	0.0	0.0	0.0	0.0
					소 각	0.0	0.0	0.0	0.0	0.0	0.0	0.0	0.0	0.0	0.0	0.0	0.0	0.0	0.0	0.0
					재 활 용	34.2	0.0	0.0	0.0	0.0	0.0	0.0	0.0	0.0	0.0	0.0	0.0	0.0	0.0	0.0
					해역배출	0.0	0.0	0.0	0.0	0.0	0.0	0.0	0.0	0.0	0.0	0.0	0.0	0.0	0.0	0.0
	해운대구	소계		발 생 량		121.1	85.3	0.0	0.0	0.4	1.9	0.0	0.0	3.9	0.0	0.0	74.7	4.0	0.0	0.4
				처리방법	매 립	111.2	75.4	0.0	0.0	0.0	0.0	0.0	0.0	0.0	0.0	0.0	74.7	0.7	0.0	0.0
					소 각	5.9	5.9	0.0	0.0	0.4	0.7	0.0	0.0	3.9	0.0	0.0	0.0	0.9	0.0	0.0
					재 활 용	4.0	4.0	0.0	0.0	0.0	1.2	0.0	0.0	0.0	0.0	0.0	0.0	2.4	0.0	0.4
					해역배출	0.0	0.0	0.0	0.0	0.0	0.0	0.0	0.0	0.0	0.0	0.0	0.0	0.0	0.0	0.0
		C	13	발 생 량		6.0	6.0	0.0	0.0	0.4	1.2	0.0	0.0	0.0	0.0	0.0	0.0	4.0	0.0	0.4
				처리방법	매 립	0.7	0.7			0.0	0.0							0.7		
					소 각	1.3	1.3			0.4	0.0							0.9		
					재 활 용	4.0	4.0			0.0	1.2							2.4		0.4
					해역배출	0.0	0.0			0.0	0.0									
		C	25	발 생 량		4.6	4.6	0.0	0.0	0.0	0.7	0.0	0.0	3.9	0.0	0.0	0.0	0.0	0.0	0.0
				처리방법	매 립	0.0	0.0				0.0			0.0						
					소 각	4.6	4.6				0.7			3.9						
					재 활 용	0.0	0.0				0.0			0.0						
					해역배출	0.0	0.0				0.0			0.0						
		E		발 생 량		70.8	70.1	0.0	0.0	0.0	0.0	0.0	0.0	0.0	0.0	0.0	70.1	0.0	0.0	0.0
				처리방법	매 립	70.8	70.1										70.1			
					소 각	0.0	0.0										0.0			
					재 활 용	0.0	0.0										0.0			
					해역배출	0.0	0.0										0.0			
		O		발 생 량		39.7	4.6	0.0	0.0	0.0	0.0	0.0	0.0	0.0	0.0	0.0	4.6	0.0	0.0	0.0
				처리방법	매 립	39.7	4.6										4.6			
					소 각	0.0	0.0										0.0			
					재 활 용	0.0	0.0										0.0			
					해역배출	0.0	0.0										0.0			
	사하구	소계		발 생 량		1,649.9	378.6	0.0	71.1	3.5	66.8	0.5	0.2	28.4	159.8	0.0	0.0	29.3	0.0	19.0
				처리방법	매 립	221.6	26.6	0.0	0.0	0.0	0.0	0.0	0.0	23.9	0.1	0.0	0.0	1.5	0.0	1.1
					소 각	20.0	19.9	0.0	0.9	2.6	14.1	0.0	0.0	0.0	0.1	0.0	0.0	0.0	0.0	2.2
					재 활 용	1,405.1	328.9	0.0	70.2	0.9	52.7	0.5	0.2	1.3	159.6	0.0	0.0	27.8	0.0	15.7
					해역배출	3.2	3.2	0.0	0.0	0.0	0.0	0.0	0.0	3.2	0.0	0.0	0.0	0.0	0.0	0.0
		C	10	발 생 량		30.4	30.4	0.0	0.0	0.0	3.6	0.0	0.0	4.5	0.1	0.0	0.0	22.1	0.0	0.1
				처리방법	매 립	0.0	0.0													
					소 각	3.0	3.0				2.8				0.1					0.1
					재 활 용	24.2	24.2				0.8			1.3				22.1		
					해역배출	3.2	3.2							3.2						
		C	13	발 생 량		4.7	4.7	0.0	0.0	2.8	1.7	0.0	0.0	0.2	0.0	0.0	0.0	0.0	0.0	0.0
				처리방법	매 립	0.2	0.2							0.2						
					소 각	3.8	3.8			2.6	1.2									
					재 활 용	0.7	0.7			0.2	0.5									
					해역배출	0.0	0.0													
		C	15	발 생 량		12.0	10.9	0.0	0.0	0.0	1.6	0.0	0.2	0.0	0.0	0.0	0.0	2.7	0.0	6.4
				처리방법	매 립	0.6	0.6											0.6		
					소 각	0.5	0.5				0.3									0.2
					재 활 용	10.9	9.8				1.3		0.2					2.1		6.2
					해역배출	0.0	0.0													
		C	16	발 생 량		48.0	43.1	0.0	42.8	0.0	0.3	0.0	0.0	0.0	0.0	0.0	0.0	0.0	0.0	0.0
				처리방법	매 립	4.9	0.0													
					소 각	0.4	0.4		0.1		0.3									
					재 활 용	42.7	42.7		42.7											
					해역배출	0.0	0.0													

(단위:톤/일)

구분		업종		발생량 및 처리현황		불 연 성															
시도	시군구	대분류	중분류			소계	광재류	연소재	소각재	분진류	폐주물사 모래류	폐금속류	폐석회 석고류	폐촉매	폐흡착재폐흡수재	유리·도자기편류	무기성오니류				기타
																	폐수처리오니	공정오니	정수처리오니	하수처리오니	
부산	북구	D		발 생 량		39.6	0.0	0.0	0.0	0.0	0.0	0.0	0.0	0.0	0.0	0.0	0.0	0.0	39.6	0.0	0.0
				처리방법	매 립	5.4													5.4		
					소 각	0.0															
					재 활 용	34.2													34.2		
					해역배출	0.0															
	해운대구	소계		발 생 량		35.8	0.0	0.0	34.6	0.0	0.6	0.0	0.0	0.0	0.0	0.0	0.5	0.0	0.0	0.0	0.1
				처리방법	매 립	35.8	0.0	0.0	34.6	0.0	0.6	0.0	0.0	0.0	0.0	0.0	0.5	0.0	0.0	0.0	0.1
					소 각	0.0	0.0	0.0	0.0	0.0	0.0	0.0	0.0	0.0	0.0	0.0	0.0	0.0	0.0	0.0	0.0
					재 활 용	0.0	0.0	0.0	0.0	0.0	0.0	0.0	0.0	0.0	0.0	0.0	0.0	0.0	0.0	0.0	0.0
					해역배출	0.0	0.0	0.0	0.0	0.0	0.0	0.0	0.0	0.0	0.0	0.0	0.0	0.0	0.0	0.0	0.0
		C	13	발 생 량		0.0	0.0	0.0	0.0	0.0	0.0	0.0	0.0	0.0	0.0	0.0	0.0	0.0	0.0	0.0	0.0
				처리방법	매 립	0.0															
					소 각	0.0															
					재 활 용	0.0															
					해역배출	0.0															
		C	25	발 생 량		0.0	0.0	0.0	0.0	0.0	0.0	0.0	0.0	0.0	0.0	0.0	0.0	0.0	0.0	0.0	0.0
				처리방법	매 립	0.0															
					소 각	0.0															
					재 활 용	0.0															
					해역배출	0.0															
		E		발 생 량		0.7	0.0	0.0	0.0	0.0	0.6	0.0	0.0	0.0	0.0	0.0	0.0	0.0	0.0	0.0	0.1
				처리방법	매 립	0.7					0.6										0.1
					소 각	0.0					0.0										0.0
					재 활 용	0.0					0.0										0.0
					해역배출	0.0					0.0										0.0
		O		발 생 량		35.1	0.0	0.0	34.6	0.0	0.0	0.0	0.0	0.0	0.0	0.0	0.5	0.0	0.0	0.0	0.0
				처리방법	매 립	35.1			34.6								0.5				
					소 각	0.0			0.0								0.0				
					재 활 용	0.0			0.0								0.0				
					해역배출	0.0			0.0								0.0				
	사하구	소계		발 생 량		1,271.3	475.0	0.0	146.6	6.7	303.6	0.0	0.0	0.0	0.1	0.1	17.1	8.9	0.0	180.4	132.8
				처리방법	매 립	195.0	1.5	0.0	117.0	1.0	6.3	0.0	0.0	0.0	0.0	0.1	16.5	1.9	0.0	45.0	5.7
					소 각	0.1	0.0	0.0	0.0	0.0	0.0	0.0	0.0	0.0	0.0	0.0	0.1	0.0	0.0	0.0	0.0
					재 활 용	1,076.2	473.5	0.0	29.6	5.7	297.3	0.0	0.0	0.0	0.1	0.0	0.5	7.0	0.0	135.4	127.1
					해역배출	0.0	0.0	0.0	0.0	0.0	0.0	0.0	0.0	0.0	0.0	0.0	0.0	0.0	0.0	0.0	0.0
		C	10	발 생 량		0.0	0.0	0.0	0.0	0.0	0.0	0.0	0.0	0.0	0.0	0.0	0.0	0.0	0.0	0.0	0.0
				처리방법	매 립	0.0															
					소 각	0.0															
					재 활 용	0.0															
					해역배출	0.0															
		C	13	발 생 량		0.0	0.0	0.0	0.0	0.0	0.0	0.0	0.0	0.0	0.0	0.0	0.0	0.0	0.0	0.0	0.0
				처리방법	매 립	0.0															
					소 각	0.0															
					재 활 용	0.0															
					해역배출	0.0															
		C	15	발 생 량		1.1	0.0	0.0	0.0	0.0	1.1	0.0	0.0	0.0	0.0	0.0	0.0	0.0	0.0	0.0	0.0
				처리방법	매 립	0.0															
					소 각	0.0															
					재 활 용	1.1					1.1										
					해역배출	0.0															
		C	16	발 생 량		4.9	0.0	0.0	3.5	0.0	0.0	0.0	0.0	0.0	0.0	0.0	0.0	1.4	0.0	0.0	0.0
				처리방법	매 립	4.9			3.5									1.4			
					소 각	0.0															
					재 활 용	0.0															
					해역배출	0.0															

(단위:톤/일)

지역구분		업종		발생량 및 처리현황		총계	가 연 성													
시도	시군구	대분류	중분류				소계	폐지류	폐목재류	폐합성고분자화합물				유기성오니류				동식물성잔재물	폐식용유	기타
										폐섬유류	폐합성 수지	폐합성 고무	폐피혁	폐수처리오니	공정오니	정수 처리오니	하수 처리오니			
부산	사하구	C	22	발생량		2.0	1.6	0.0	0.0	0.5	0.7	0.3	0.0	0.0	0.0	0.0	0.0	0.1	0.0	0.0
				처리방법	매 립	0.4	0.1											0.1		
					소 각	0.3	0.3				0.3									
					재 활 용	1.3	1.2			0.5	0.4	0.3								
					해역배출	0.0	0.0													
		C	23	발생량		32.6	0.2	0.0	0.0	0.0	0.2	0.0	0.0	0.0	0.0	0.0	0.0	0.0	0.0	0.0
				처리방법	매 립	0.0	0.0													
					소 각	0.0	0.0													
					재 활 용	32.6	0.2				0.2									
					해역배출	0.0	0.0													
		C	24	발생량		902.4	180.9	0.0	0.0	0.0	13.0	0.0	0.0	0.0	159.7	0.0	0.0	0.0	0.0	8.2
				처리방법	매 립	9.0	0.1								0.1					
					소 각	1.0	1.0				1.0									
					재 활 용	892.4	179.8				12.0				159.6					8.2
					해역배출	0.0	0.0													
		C	28	발생량		0.5	0.4	0.0	0.0	0.0	0.4	0.0	0.0	0.0	0.0	0.0	0.0	0.0	0.0	0.0
				처리방법	매 립	0.0	0.0													
					소 각	0.3	0.3				0.3									
					재 활 용	0.2	0.1				0.1									
					해역배출	0.0	0.0													
		C	29	발생량		8.1	8.0	0.0	0.0	0.0	8.0	0.0	0.0	0.0	0.0	0.0	0.0	0.0	0.0	0.0
				처리방법	매 립	0.0	0.0													
					소 각	0.0	0.0													
					재 활 용	8.1	8.0				8.0									
					해역배출	0.0	0.0													
		C	31	발생량		25.7	10.6	0.0	1.0	0.0	9.6	0.0	0.0	0.0	0.0	0.0	0.0	0.0	0.0	0.0
				처리방법	매 립	4.9	0.0													
					소 각	1.6	1.6		0.5		1.1									
					재 활 용	19.2	9.0		0.5		8.5									
					해역배출	0.0	0.0													
		C	33	발생량		23.5	20.5	0.0	6.7	0.0	13.8	0.0	0.0	0.0	0.0	0.0	0.0	0.0	0.0	0.0
				처리방법	매 립	1.5	0.0													
					소 각	1.3	1.3				1.3									
					재 활 용	20.7	19.2		6.7		12.5									
					해역배출	0.0	0.0													
		D		발생량		0.3	0.2	0.0	0.0	0.0	0.2	0.0	0.0	0.0	0.0	0.0	0.0	0.0	0.0	0.0
				처리방법	매 립	0.1	0.0													
					소 각	0.1	0.1				0.1									
					재 활 용	0.1	0.1				0.1									
					해역배출	0.0	0.0													
		E		발생량		265.0	7.7	0.0	0.2	0.0	7.4	0.0	0.0	0.0	0.0	0.0	0.0	0.1	0.0	0.0
				처리방법	매 립	104.2	0.1											0.1		
					소 각	3.8	3.7				3.7									
					재 활 용	157.0	3.9		0.2		3.7									
					해역배출	0.0	0.0													
		F		발생량		23.5	12.3	0.0	11.4	0.0	0.7	0.2	0.0	0.0	0.0	0.0	0.0	0.0	0.0	0.0
				처리방법	매 립	0.0	0.0													
					소 각	0.6	0.6		0.3		0.3									
					재 활 용	22.9	11.7		11.1		0.4	0.2								
					해역배출	0.0	0.0													
		G		발생량		13.6	13.4	0.0	8.5	0.0	0.1	0.0	0.0	0.0	0.0	0.0	0.0	4.3	0.0	0.5
				처리방법	매 립	0.9	0.7											0.7		
					소 각	0.2	0.2													0.2
					재 활 용	12.5	12.5		8.5		0.1							3.6		0.3
					해역배출	0.0	0.0													

(단위:톤/일)

구분		업종		발생량 및 처리현황		불 연 성															
시도	시군구	대분류	중분류			소계	광재류	연소재	소각재	분진류	폐주물사 모래류	폐금속류	폐석회 석고류	폐촉매	폐흡착재폐흡수재	유리·도자기편류	무기성오니류				기타
																	폐수처리오니	공정오니	정수처리오니	하수처리오니	
부산	사하구	C	22	발 생 량		0.4	0.0	0.0	0.0	0.1	0.0	0.0	0.0	0.0	0.1	0.1	0.1	0.0	0.0	0.0	0.0
				처리방법	매 립	0.3				0.1						0.1	0.1				
					소 각	0.0															
					재 활 용	0.1									0.1						
					해역배출	0.0															
		C	23	발 생 량		32.4	0.0	0.0	0.0	0.0	0.0	0.0	0.0	0.0	0.0	0.0	0.0	0.0	0.0	0.0	32.4
				처리방법	매 립	0.0															
					소 각	0.0															
					재 활 용	32.4															32.4
					해역배출	0.0															
		C	24	발 생 량		721.5	468.4	0.0	0.0	3.4	139.8	0.0	0.0	0.0	0.0	0.0	8.1	7.1	0.0	0.0	94.7
				처리방법	매 립	8.9				0.3	0.9						7.6	0.1			
					소 각	0.0															
					재 활 용	712.6	468.4			3.1	138.9						0.5	7.0			94.7
					해역배출	0.0															
		C	28	발 생 량		0.1	0.0	0.0	0.0	0.0	0.1	0.0	0.0	0.0	0.0	0.0	0.0	0.0	0.0	0.0	0.0
				처리방법	매 립	0.0															
					소 각	0.0															
					재 활 용	0.1					0.1										
					해역배출	0.0															
		C	29	발 생 량		0.1	0.0	0.0	0.0	0.0	0.1	0.0	0.0	0.0	0.0	0.0	0.0	0.0	0.0	0.0	0.0
				처리방법	매 립	0.0															
					소 각	0.0															
					재 활 용	0.1					0.1										
					해역배출	0.0															
		C	31	발 생 량		15.1	3.6	0.0	0.0	3.0	8.5	0.0	0.0	0.0	0.0	0.0	0.0	0.0	0.0	0.0	0.0
				처리방법	매 립	4.9				0.4	4.5										
					소 각	0.0															
					재 활 용	10.2	3.6			2.6	4.0										
					해역배출	0.0															
		C	33	발 생 량		3.0	3.0	0.0	0.0	0.0	0.0	0.0	0.0	0.0	0.0	0.0	0.0	0.0	0.0	0.0	0.0
				처리방법	매 립	1.5	1.5														
					소 각	0.0															
					재 활 용	1.5	1.5														
					해역배출	0.0															
		D		발 생 량		0.1	0.0	0.0	0.0	0.0	0.0	0.0	0.0	0.0	0.0	0.0	0.1	0.0	0.0	0.0	0.0
				처리방법	매 립	0.1											0.1				
					소 각	0.0															
					재 활 용	0.0															
					해역배출	0.0															
		E		발 생 량		257.3	0.0	0.0	100.8	0.0	153.6	0.0	0.0	0.0	0.0	0.0	1.3	0.4	0.0	0.0	1.2
				처리방법	매 립	104.1			100.8		0.5						1.2	0.4			1.2
					소 각	0.1											0.1				
					재 활 용	153.1					153.1										
					해역배출	0.0															
		F		발 생 량		11.2	0.0	0.0	0.0	0.0	0.0	0.0	0.0	0.0	0.0	0.0	0.0	0.0	0.0	11.2	0.0
				처리방법	매 립	0.0															
					소 각	0.0															
					재 활 용	11.2														11.2	
					해역배출	0.0															
		G		발 생 량		0.2	0.0	0.0	0.0	0.2	0.0	0.0	0.0	0.0	0.0	0.0	0.0	0.0	0.0	0.0	0.0
				처리방법	매 립	0.2				0.2											
					소 각	0.0															
					재 활 용	0.0															
					해역배출	0.0															

(단위:톤/일)

지역구분		업종		발생량 및 처리현황		총계	가 연 성													
시도	시군구	대분류	중분류				소계	폐지류	폐목재류	폐합성고분자화합물				유기성오니류				동식물성잔재물	폐식용유	기타
										폐섬유류	폐합성 수지	폐합성 고무	폐피혁	폐수처리오니	공정오니	정수 처리오니	하수 처리오니			
부산	사하구	G		발생량		1.9	1.9	0.0	0.0	0.0	0.0	0.0	0.0	0.0	0.0	0.0	0.0	0.0	0.0	1.9
				처리방법	매 립	0.7	0.7													0.7
					소 각	0.5	0.5													0.5
					재 활 용	0.7	0.7													0.7
					해역배출	0.0	0.0													
		O		발생량		192.1	5.3	0.0	0.3	0.0	5.0	0.0	0.0	0.0	0.0	0.0	0.0	0.0	0.0	0.0
				처리방법	매 립	62.6	0.0													
					소 각	1.3	1.3				1.3									
					재 활 용	128.2	4.0		0.3		3.7									
					해역배출	0.0	0.0													
		P		발생량		2.1	2.1	0.0	0.2	0.2	0.0	0.0	0.0	0.0	0.0	0.0	0.0	0.0	0.0	1.7
				처리방법	매 립	0.4	0.4													0.4
					소 각	1.2	1.2													1.2
					재 활 용	0.5	0.5		0.2	0.2										0.1
					해역배출	0.0	0.0													
		S		발생량		61.5	24.4	0.0	0.0	0.0	0.5	0.0	0.0	23.7	0.0	0.0	0.0	0.0	0.0	0.2
				처리방법	매 립	31.2	23.7							23.7						
					소 각	0.1	0.1				0.1									
					재 활 용	30.2	0.6				0.4									0.2
					해역배출	0.0	0.0													
	금정구	소계		발생량		9.7	9.4	0.1	0.7	0.8	2.9	4.4	0.0	0.5	0.0	0.0	0.0	0.0	0.0	0.0
				처리방법	매 립	0.3	0.0	0.0	0.0	0.0	0.0	0.0	0.0	0.0	0.0	0.0	0.0	0.0	0.0	0.0
					소 각	5.2	5.2	0.1	0.0	0.8	1.8	2.5	0.0	0.0	0.0	0.0	0.0	0.0	0.0	0.0
					재 활 용	4.2	4.2	0.0	0.7	0.0	1.1	1.9	0.0	0.5	0.0	0.0	0.0	0.0	0.0	0.0
					해역배출	0.0	0.0	0.0	0.0	0.0	0.0	0.0	0.0	0.0	0.0	0.0	0.0	0.0	0.0	0.0
		C	10	발생량		0.5	0.5	0.0	0.0	0.0	0.0	0.0	0.0	0.5	0.0	0.0	0.0	0.0	0.0	0.0
				처리방법	매 립	0.0	0.0													
					소 각	0.0	0.0													
					재 활 용	0.5	0.5							0.5						
					해역배출	0.0	0.0													
		C	14	발생량		0.9	0.9	0.0	0.0	0.8	0.1	0.0	0.0	0.0	0.0	0.0	0.0	0.0	0.0	0.0
				처리방법	매 립	0.0	0.0													
					소 각	0.8	0.8			0.8										
					재 활 용	0.1	0.1				0.1									
					해역배출	0.0	0.0													
		C	20	발생량		0.5	0.5	0.1	0.0	0.0	0.4	0.0	0.0	0.0	0.0	0.0	0.0	0.0	0.0	0.0
				처리방법	매 립	0.0	0.0													
					소 각	0.5	0.5	0.1			0.4									
					재 활 용	0.0	0.0													
					해역배출	0.0	0.0													
		C	22	발생량		5.8	5.8	0.0	0.7	0.0	1.1	4.0	0.0	0.0	0.0	0.0	0.0	0.0	0.0	0.0
				처리방법	매 립	0.0	0.0													
					소 각	3.5	3.5				1.0	2.5								
					재 활 용	2.3	2.3		0.7		0.1	1.5								
					해역배출	0.0	0.0													
		C	26	발생량		0.6	0.6	0.0	0.0	0.0	0.6	0.0	0.0	0.0	0.0	0.0	0.0	0.0	0.0	0.0
				처리방법	매 립	0.0	0.0													
					소 각	0.1	0.1				0.1									
					재 활 용	0.5	0.5				0.5									
					해역배출	0.0	0.0													
		C	30	발생량		0.1	0.1	0.0	0.0	0.0	0.1	0.0	0.0	0.0	0.0	0.0	0.0	0.0	0.0	0.0
				처리방법	매 립	0.0	0.0													
					소 각	0.1	0.1				0.1									
					재 활 용	0.0	0.0													
					해역배출	0.0	0.0													

(단위:톤/일)

구분		업종		발생량 및 처리현황		불 연 성															
시도	시군구	대분류	중분류			소계	광재류	연소재	소각재	분진류	폐주물사 모래류	폐금속류	폐석회 석고류	폐촉매	폐흡착재폐흡수재	유리·도자기편류	무기성오니류				기타
																	폐수처리오니	공정오니	정수처리오니	하수처리오니	
부산	사하구	G		발 생 량		0.0	0.0	0.0	0.0	0.0	0.0	0.0	0.0	0.0	0.0	0.0	0.0	0.0	0.0	0.0	0.0
				처리방법	매 립	0.0															
					소 각	0.0															
					재 활 용	0.0															
					해역배출	0.0															
		O		발 생 량		186.8	0.0	0.0	12.7	0.0	0.4	0.0	0.0	0.0	0.0	0.0	0.0	0.0	0.0	169.2	4.5
				처리방법	매 립	62.6			12.7		0.4									45.0	4.5
					소 각	0.0															
					재 활 용	124.2														124.2	
					해역배출	0.0															
		P		발 생 량		0.0	0.0	0.0	0.0	0.0	0.0	0.0	0.0	0.0	0.0	0.0	0.0	0.0	0.0	0.0	0.0
				처리방법	매 립	0.0															
					소 각	0.0															
					재 활 용	0.0															
					해역배출	0.0															
		S		발 생 량		37.1	0.0	0.0	29.6	0.0	0.0	0.0	0.0	0.0	0.0	0.0	7.5	0.0	0.0	0.0	0.0
				처리방법	매 립	7.5											7.5				
					소 각	0.0															
					재 활 용	29.6			29.6												
					해역배출	0.0											0.0				
	금정구	소계		발 생 량		0.3	0.0	0.0	0.0	0.0	0.0	0.0	0.0	0.0	0.0	0.3	0.0	0.0	0.0	0.0	0.0
				처리방법	매 립	0.3	0.0	0.0	0.0	0.0	0.0	0.0	0.0	0.0	0.0	0.3	0.0	0.0	0.0	0.0	0.0
					소 각	0.0	0.0	0.0	0.0	0.0	0.0	0.0	0.0	0.0	0.0	0.0	0.0	0.0	0.0	0.0	0.0
					재 활 용	0.0	0.0	0.0	0.0	0.0	0.0	0.0	0.0	0.0	0.0	0.0	0.0	0.0	0.0	0.0	0.0
					해역배출	0.0	0.0	0.0	0.0	0.0	0.0	0.0	0.0	0.0	0.0	0.0	0.0	0.0	0.0	0.0	0.0
		C	10	발 생 량		0.0	0.0	0.0	0.0	0.0	0.0	0.0	0.0	0.0	0.0	0.0	0.0	0.0	0.0	0.0	0.0
				처리방법	매 립	0.0															
					소 각	0.0															
					재 활 용	0.0															
					해역배출	0.0															
		C	14	발 생 량		0.0	0.0	0.0	0.0	0.0	0.0	0.0	0.0	0.0	0.0	0.0	0.0	0.0	0.0	0.0	0.0
				처리방법	매 립	0.0															
					소 각	0.0															
					재 활 용	0.0															
					해역배출	0.0															
		C	20	발 생 량		0.0	0.0	0.0	0.0	0.0	0.0	0.0	0.0	0.0	0.0	0.0	0.0	0.0	0.0	0.0	0.0
				처리방법	매 립	0.0															
					소 각	0.0															
					재 활 용	0.0															
					해역배출	0.0															
		C	22	발 생 량		0.0	0.0	0.0	0.0	0.0	0.0	0.0	0.0	0.0	0.0	0.0	0.0	0.0	0.0	0.0	0.0
				처리방법	매 립	0.0															
					소 각	0.0															
					재 활 용	0.0															
					해역배출	0.0															
		C	26	발 생 량		0.0	0.0	0.0	0.0	0.0	0.0	0.0	0.0	0.0	0.0	0.0	0.0	0.0	0.0	0.0	0.0
				처리방법	매 립	0.0															
					소 각	0.0															
					재 활 용	0.0															
					해역배출	0.0															
		C	30	발 생 량		0.0	0.0	0.0	0.0	0.0	0.0	0.0	0.0	0.0	0.0	0.0	0.0	0.0	0.0	0.0	0.0
				처리방법	매 립	0.0															
					소 각	0.0															
					재 활 용	0.0															
					해역배출	0.0															

(단위:톤/일)

지역구분		업종		발생량 및 처리현황		총계	가 연 성														
시도	시군구	대분류	중분류				소계	폐지류	폐목재류	폐합성고분자화합물				유기성오니류				동식물성잔재물	폐식용유	기타
										폐섬유류	폐합성 수지	폐합성 고무	폐피혁	폐수처리오니	공정오니	정수 처리오니	하수 처리오니			
부산	금정구	C	33	발 생 량		0.5	0.4	0.0	0.0	0.0	0.4	0.0	0.0	0.0	0.0	0.0	0.0	0.0	0.0	0.0
				처리방법	매 립	0.1	0.0													
					소 각	0.2	0.2				0.2									
					재 활 용	0.2	0.2				0.2									
					해역배출	0.0	0.0													
		Q		발 생 량		0.2	0.0	0.0	0.0	0.0	0.0	0.0	0.0	0.0	0.0	0.0	0.0	0.0	0.0	0.0
				처리방법	매 립	0.2	0.0													
					소 각	0.0	0.0													
					재 활 용	0.0	0.0													
					해역배출	0.0	0.0													
		S		발 생 량		0.6	0.6	0.0	0.0	0.0	0.2	0.4	0.0	0.0	0.0	0.0	0.0	0.0	0.0	0.0
				처리방법	매 립	0.0	0.0													
					소 각	0.0	0.0													
					재 활 용	0.6	0.6				0.2	0.4								
					해역배출	0.0	0.0													
	강서구	소계		발 생 량		553.4	87.4	0.0	4.1	0.0	63.9	0.3	6.2	1.6	0.6	0.0	0.0	10.7	0.0	0.0
				처리방법	매 립	114.0	3.7	0.0	0.0	0.0	3.4	0.0	0.0	0.1	0.2	0.0	0.0	0.0	0.0	0.0
					소 각	10.0	10.0	0.0	0.6	0.0	8.8	0.2	0.1	0.0	0.0	0.0	0.0	0.3	0.0	0.0
					재 활 용	425.0	72.3	0.0	3.5	0.0	51.7	0.1	6.1	0.1	0.4	0.0	0.0	10.4	0.0	0.0
					해역배출	4.4	1.4	0.0	0.0	0.0	0.0	0.0	0.0	1.4	0.0	0.0	0.0	0.0	0.0	0.0
		C	10	발 생 량		4.5	4.5	0.0	0.0	0.0	0.1	0.0	0.0	1.6	0.0	0.0	0.0	2.8	0.0	0.0
				처리방법	매 립	0.1	0.1	0.0	0.0	0.0	0.0	0.0	0.0	0.1	0.0	0.0	0.0	0.0	0.0	0.0
					소 각	0.1	0.1	0.0	0.0	0.0	0.1	0.0	0.0	0.0	0.0	0.0	0.0	0.0	0.0	0.0
					재 활 용	2.9	2.9	0.0	0.0	0.0	0.0	0.0	0.0	0.1	0.0	0.0	0.0	2.8	0.0	0.0
					해역배출	1.4	1.4	0.0	0.0	0.0	0.0	0.0	0.0	1.4	0.0	0.0	0.0	0.0	0.0	0.0
		C	13	발 생 량		12.6	5.8	0.0	0.0	0.0	5.8	0.0	0.0	0.0	0.0	0.0	0.0	0.0	0.0	0.0
				처리방법	매 립	7.4	0.6	0.0	0.0	0.0	0.6	0.0	0.0	0.0	0.0	0.0	0.0	0.0	0.0	0.0
					소 각	2.2	2.2	0.0	0.0	0.0	2.2	0.0	0.0	0.0	0.0	0.0	0.0	0.0	0.0	0.0
					재 활 용	3.0	3.0	0.0	0.0	0.0	3.0	0.0	0.0	0.0	0.0	0.0	0.0	0.0	0.0	0.0
					해역배출	0.0	0.0	0.0	0.0	0.0	0.0	0.0	0.0	0.0	0.0	0.0	0.0	0.0	0.0	0.0
		C	14	발 생 량		0.7	0.7	0.0	0.0	0.0	0.7	0.0	0.0	0.0	0.0	0.0	0.0	0.0	0.0	0.0
				처리방법	매 립	0.0	0.0	0.0	0.0	0.0	0.0	0.0	0.0	0.0	0.0	0.0	0.0	0.0	0.0	0.0
					소 각	0.0	0.0	0.0	0.0	0.0	0.0	0.0	0.0	0.0	0.0	0.0	0.0	0.0	0.0	0.0
					재 활 용	0.7	0.7	0.0	0.0	0.0	0.7	0.0	0.0	0.0	0.0	0.0	0.0	0.0	0.0	0.0
					해역배출	0.0	0.0	0.0	0.0	0.0	0.0	0.0	0.0	0.0	0.0	0.0	0.0	0.0	0.0	0.0
		C	15	발 생 량		9.3	9.3	0.0	0.0	0.0	0.2	0.0	4.1	0.0	0.0	0.0	0.0	5.0	0.0	0.0
				처리방법	매 립	0.0	0.0	0.0	0.0	0.0	0.0	0.0	0.0	0.0	0.0	0.0	0.0	0.0	0.0	0.0
					소 각	0.2	0.2	0.0	0.0	0.0	0.0	0.0	0.1	0.0	0.0	0.0	0.0	0.1	0.0	0.0
					재 활 용	9.1	9.1	0.0	0.0	0.0	0.2	0.0	4.0	0.0	0.0	0.0	0.0	4.9	0.0	0.0
					해역배출	0.0	0.0	0.0	0.0	0.0	0.0	0.0	0.0	0.0	0.0	0.0	0.0	0.0	0.0	0.0
		C	17	발 생 량		0.1	0.1	0.0	0.0	0.0	0.0	0.1	0.0	0.0	0.0	0.0	0.0	0.0	0.0	0.0
				처리방법	매 립	0.0	0.0	0.0	0.0	0.0	0.0	0.0	0.0	0.0	0.0	0.0	0.0	0.0	0.0	0.0
					소 각	0.0	0.0	0.0	0.0	0.0	0.0	0.0	0.0	0.0	0.0	0.0	0.0	0.0	0.0	0.0
					재 활 용	0.1	0.1	0.0	0.0	0.0	0.0	0.1	0.0	0.0	0.0	0.0	0.0	0.0	0.0	0.0
					해역배출	0.0	0.0	0.0	0.0	0.0	0.0	0.0	0.0	0.0	0.0	0.0	0.0	0.0	0.0	0.0
		C	20	발 생 량		1.2	0.1	0.0	0.1	0.0	0.0	0.0	0.0	0.0	0.0	0.0	0.0	0.0	0.0	0.0
				처리방법	매 립	0.0	0.0	0.0	0.0	0.0	0.0	0.0	0.0	0.0	0.0	0.0	0.0	0.0	0.0	0.0
					소 각	0.0	0.0	0.0	0.0	0.0	0.0	0.0	0.0	0.0	0.0	0.0	0.0	0.0	0.0	0.0
					재 활 용	1.2	0.1	0.0	0.1	0.0	0.0	0.0	0.0	0.0	0.0	0.0	0.0	0.0	0.0	0.0
					해역배출	0.0	0.0	0.0	0.0	0.0	0.0	0.0	0.0	0.0	0.0	0.0	0.0	0.0	0.0	0.0
		C	22	발 생 량		25.1	3.1	0.0	0.0	0.0	2.9	0.2	0.0	0.0	0.0	0.0	0.0	0.0	0.0	0.0
				처리방법	매 립	6.8	0.3	0.0	0.0	0.0	0.3	0.0	0.0	0.0	0.0	0.0	0.0	0.0	0.0	0.0
					소 각	1.0	1.0	0.0	0.0	0.0	0.8	0.2	0.0	0.0	0.0	0.0	0.0	0.0	0.0	0.0
					재 활 용	14.3	1.8	0.0	0.0	0.0	1.8	0.0	0.0	0.0	0.0	0.0	0.0	0.0	0.0	0.0
					해역배출	3.0	0.0	0.0	0.0	0.0	0.0	0.0	0.0	0.0	0.0	0.0	0.0	0.0	0.0	0.0

(단위:톤/일)

구분		업종		발생량 및 처리현황		불 연 성															
시도	시군구	대분류	중분류			소계	광재류	연소재	소각재	분진류	폐주물사 모래류	폐금속류	폐석회 석고류	폐촉매	폐흡착재폐흡수재	유리·도자기편류	무기성오니류				기타
																	폐수처리오니	공정오니	정수처리오니	하수처리오니	
부산	금정구	C	33	발 생 량		0.1	0.0	0.0	0.0	0.0	0.0	0.0	0.0	0.0	0.0	0.1	0.0	0.0	0.0	0.0	0.0
				처리방법	매 립	0.1										0.1					
					소 각	0.0															
					재 활 용	0.0															
					해역배출	0.0															
		Q		발 생 량		0.2	0.0	0.0	0.0	0.0	0.0	0.0	0.0	0.0	0.0	0.2	0.0	0.0	0.0	0.0	0.0
				처리방법	매 립	0.2										0.2					
					소 각	0.0															
					재 활 용	0.0															
					해역배출	0.0															
		S		발 생 량		0.0	0.0	0.0	0.0	0.0	0.0	0.0	0.0	0.0	0.0	0.0	0.0	0.0	0.0	0.0	0.0
				처리방법	매 립	0.0															
					소 각	0.0															
					재 활 용	0.0															
					해역배출	0.0															
	강서구	소계		발 생 량		466.0	24.1	54.4	1.0	9.1	164.3	119.5	1.1	0.0	0.3	0.0	37.9	13.7	6.7	27.3	6.6
				처리방법	매 립	110.3	0.0	54.3	0.0	3.9	1.4	0.0	0.0	0.0	0.0	0.0	18.8	2.6	6.7	22.3	0.3
					소 각	0.0	0.0	0.0	0.0	0.0	0.0	0.0	0.0	0.0	0.0	0.0	0.0	0.0	0.0	0.0	0.0
					재 활 용	352.7	24.1	0.1	1.0	5.2	162.9	119.5	1.1	0.0	0.3	0.0	16.1	11.1	0.0	5.0	6.3
					해역배출	3.0	0.0	0.0	0.0	0.0	0.0	0.0	0.0	0.0	0.0	0.0	3.0	0.0	0.0	0.0	0.0
		C	10	발 생 량		0.0	0.0	0.0	0.0	0.0	0.0	0.0	0.0	0.0	0.0	0.0	0.0	0.0	0.0	0.0	0.0
				처리방법	매 립	0.0	0.0	0.0	0.0	0.0	0.0	0.0	0.0	0.0	0.0	0.0	0.0	0.0	0.0	0.0	0.0
					소 각	0.0	0.0	0.0	0.0	0.0	0.0	0.0	0.0	0.0	0.0	0.0	0.0	0.0	0.0	0.0	0.0
					재 활 용	0.0	0.0	0.0	0.0	0.0	0.0	0.0	0.0	0.0	0.0	0.0	0.0	0.0	0.0	0.0	0.0
					해역배출	0.0	0.0	0.0	0.0	0.0	0.0	0.0	0.0	0.0	0.0	0.0	0.0	0.0	0.0	0.0	0.0
		C	13	발 생 량		6.8	0.0	0.0	0.0	0.0	0.0	0.0	0.0	0.0	0.0	0.0	6.8	0.0	0.0	0.0	0.0
				처리방법	매 립	6.8	0.0	0.0	0.0	0.0	0.0	0.0	0.0	0.0	0.0	0.0	6.8	0.0	0.0	0.0	0.0
					소 각	0.0	0.0	0.0	0.0	0.0	0.0	0.0	0.0	0.0	0.0	0.0	0.0	0.0	0.0	0.0	0.0
					재 활 용	0.0	0.0	0.0	0.0	0.0	0.0	0.0	0.0	0.0	0.0	0.0	0.0	0.0	0.0	0.0	0.0
					해역배출	0.0	0.0	0.0	0.0	0.0	0.0	0.0	0.0	0.0	0.0	0.0	0.0	0.0	0.0	0.0	0.0
		C	14	발 생 량		0.0	0.0	0.0	0.0	0.0	0.0	0.0	0.0	0.0	0.0	0.0	0.0	0.0	0.0	0.0	0.0
				처리방법	매 립	0.0	0.0	0.0	0.0	0.0	0.0	0.0	0.0	0.0	0.0	0.0	0.0	0.0	0.0	0.0	0.0
					소 각	0.0	0.0	0.0	0.0	0.0	0.0	0.0	0.0	0.0	0.0	0.0	0.0	0.0	0.0	0.0	0.0
					재 활 용	0.0	0.0	0.0	0.0	0.0	0.0	0.0	0.0	0.0	0.0	0.0	0.0	0.0	0.0	0.0	0.0
					해역배출	0.0	0.0	0.0	0.0	0.0	0.0	0.0	0.0	0.0	0.0	0.0	0.0	0.0	0.0	0.0	0.0
		C	15	발 생 량		0.0	0.0	0.0	0.0	0.0	0.0	0.0	0.0	0.0	0.0	0.0	0.0	0.0	0.0	0.0	0.0
				처리방법	매 립	0.0	0.0	0.0	0.0	0.0	0.0	0.0	0.0	0.0	0.0	0.0	0.0	0.0	0.0	0.0	0.0
					소 각	0.0	0.0	0.0	0.0	0.0	0.0	0.0	0.0	0.0	0.0	0.0	0.0	0.0	0.0	0.0	0.0
					재 활 용	0.0	0.0	0.0	0.0	0.0	0.0	0.0	0.0	0.0	0.0	0.0	0.0	0.0	0.0	0.0	0.0
					해역배출	0.0	0.0	0.0	0.0	0.0	0.0	0.0	0.0	0.0	0.0	0.0	0.0	0.0	0.0	0.0	0.0
		C	17	발 생 량		0.0	0.0	0.0	0.0	0.0	0.0	0.0	0.0	0.0	0.0	0.0	0.0	0.0	0.0	0.0	0.0
				처리방법	매 립	0.0	0.0	0.0	0.0	0.0	0.0	0.0	0.0	0.0	0.0	0.0	0.0	0.0	0.0	0.0	0.0
					소 각	0.0	0.0	0.0	0.0	0.0	0.0	0.0	0.0	0.0	0.0	0.0	0.0	0.0	0.0	0.0	0.0
					재 활 용	0.0	0.0	0.0	0.0	0.0	0.0	0.0	0.0	0.0	0.0	0.0	0.0	0.0	0.0	0.0	0.0
					해역배출	0.0	0.0	0.0	0.0	0.0	0.0	0.0	0.0	0.0	0.0	0.0	0.0	0.0	0.0	0.0	0.0
		C	20	발 생 량		1.1	0.0	0.1	0.0	0.0	0.0	0.0	0.0	0.0	0.0	0.0	0.0	1.0	0.0	0.0	0.0
				처리방법	매 립	0.0	0.0	0.0	0.0	0.0	0.0	0.0	0.0	0.0	0.0	0.0	0.0	0.0	0.0	0.0	0.0
					소 각	0.0	0.0	0.0	0.0	0.0	0.0	0.0	0.0	0.0	0.0	0.0	0.0	0.0	0.0	0.0	0.0
					재 활 용	1.1	0.0	0.1	0.0	0.0	0.0	0.0	0.0	0.0	0.0	0.0	0.0	1.0	0.0	0.0	0.0
					해역배출	0.0	0.0	0.0	0.0	0.0	0.0	0.0	0.0	0.0	0.0	0.0	0.0	0.0	0.0	0.0	0.0
		C	22	발 생 량		22.0	0.0	0.0	0.0	0.0	0.0	0.0	0.0	0.0	0.0	0.0	21.7	0.0	0.0	0.0	0.3
				처리방법	매 립	6.5	0.0	0.0	0.0	0.0	0.0	0.0	0.0	0.0	0.0	0.0	6.2	0.0	0.0	0.0	0.3
					소 각	0.0	0.0	0.0	0.0	0.0	0.0	0.0	0.0	0.0	0.0	0.0	0.0	0.0	0.0	0.0	0.0
					재 활 용	12.5	0.0	0.0	0.0	0.0	0.0	0.0	0.0	0.0	0.0	0.0	12.5	0.0	0.0	0.0	0.0
					해역배출	3.0	0.0	0.0	0.0	0.0	0.0	0.0	0.0	0.0	0.0	0.0	3.0	0.0	0.0	0.0	0.0

(단위:톤/일)

지역구분		업종		발생량 및 처리현황		총계	가 연 성													
시도	시군구	대분류	중분류				소계	폐지류	폐목재류	폐합성고분자화합물				유기성오니류				동식물성잔재물	폐식용유	기타
										폐섬유류	폐합성 수지	폐합성 고무	폐피혁	폐수처리오니	공정오니	정수 처리오니	하수 처리오니			
부산	강서구	C	23	발생량		9.0	0.0	0.0	0.0	0.0	0.0	0.0	0.0	0.0	0.0	0.0	0.0	0.0	0.0	0.0
				처리방법	매 립	0.0	0.0	0.0	0.0	0.0	0.0	0.0	0.0	0.0	0.0	0.0	0.0	0.0	0.0	0.0
					소 각	0.0	0.0	0.0	0.0	0.0	0.0	0.0	0.0	0.0	0.0	0.0	0.0	0.0	0.0	0.0
					재 활 용	9.0	0.0	0.0	0.0	0.0	0.0	0.0	0.0	0.0	0.0	0.0	0.0	0.0	0.0	0.0
					해역배출	0.0	0.0	0.0	0.0	0.0	0.0	0.0	0.0	0.0	0.0	0.0	0.0	0.0	0.0	0.0
		C	24	발생량		203.4	4.6	0.0	0.1	0.0	4.5	0.0	0.0	0.0	0.0	0.0	0.0	0.0	0.0	0.0
				처리방법	매 립	1.5	0.0	0.0	0.0	0.0	0.0	0.0	0.0	0.0	0.0	0.0	0.0	0.0	0.0	0.0
					소 각	0.0	0.0	0.0	0.0	0.0	0.0	0.0	0.0	0.0	0.0	0.0	0.0	0.0	0.0	0.0
					재 활 용	201.9	4.6	0.0	0.1	0.0	4.5	0.0	0.0	0.0	0.0	0.0	0.0	0.0	0.0	0.0
					해역배출	0.0	0.0	0.0	0.0	0.0	0.0	0.0	0.0	0.0	0.0	0.0	0.0	0.0	0.0	0.0
		C	25	발생량		59.2	5.8	0.0	0.0	0.0	2.9	0.0	0.0	0.0	0.0	0.0	0.0	2.9	0.0	0.0
				처리방법	매 립	4.4	0.0	0.0	0.0	0.0	0.0	0.0	0.0	0.0	0.0	0.0	0.0	0.0	0.0	0.0
					소 각	1.5	1.5	0.0	0.0	0.0	1.3	0.0	0.0	0.0	0.0	0.0	0.0	0.2	0.0	0.0
					재 활 용	53.3	4.3	0.0	0.0	0.0	1.6	0.0	0.0	0.0	0.0	0.0	0.0	2.7	0.0	0.0
					해역배출	0.0	0.0	0.0	0.0	0.0	0.0	0.0	0.0	0.0	0.0	0.0	0.0	0.0	0.0	0.0
		C	26	발생량		39.8	38.4	0.0	1.8	0.0	36.6	0.0	0.0	0.0	0.0	0.0	0.0	0.0	0.0	0.0
				처리방법	매 립	2.9	2.5	0.0	0.0	0.0	2.5	0.0	0.0	0.0	0.0	0.0	0.0	0.0	0.0	0.0
					소 각	0.7	0.7	0.0	0.0	0.0	0.7	0.0	0.0	0.0	0.0	0.0	0.0	0.0	0.0	0.0
					재 활 용	36.2	35.2	0.0	1.8	0.0	33.4	0.0	0.0	0.0	0.0	0.0	0.0	0.0	0.0	0.0
					해역배출	0.0	0.0	0.0	0.0	0.0	0.0	0.0	0.0	0.0	0.0	0.0	0.0	0.0	0.0	0.0
		C	28	발생량		0.1	0.1	0.0	0.0	0.0	0.1	0.0	0.0	0.0	0.0	0.0	0.0	0.0	0.0	0.0
				처리방법	매 립	0.0	0.0	0.0	0.0	0.0	0.0	0.0	0.0	0.0	0.0	0.0	0.0	0.0	0.0	0.0
					소 각	0.0	0.0	0.0	0.0	0.0	0.0	0.0	0.0	0.0	0.0	0.0	0.0	0.0	0.0	0.0
					재 활 용	0.1	0.1	0.0	0.0	0.0	0.1	0.0	0.0	0.0	0.0	0.0	0.0	0.0	0.0	0.0
					해역배출	0.0	0.0	0.0	0.0	0.0	0.0	0.0	0.0	0.0	0.0	0.0	0.0	0.0	0.0	0.0
		C	29	발생량		21.4	0.2	0.0	0.0	0.0	0.2	0.0	0.0	0.0	0.0	0.0	0.0	0.0	0.0	0.0
				처리방법	매 립	0.0	0.0	0.0	0.0	0.0	0.0	0.0	0.0	0.0	0.0	0.0	0.0	0.0	0.0	0.0
					소 각	0.1	0.1	0.0	0.0	0.0	0.1	0.0	0.0	0.0	0.0	0.0	0.0	0.0	0.0	0.0
					재 활 용	21.3	0.1	0.0	0.0	0.0	0.1	0.0	0.0	0.0	0.0	0.0	0.0	0.0	0.0	0.0
					해역배출	0.0	0.0	0.0	0.0	0.0	0.0	0.0	0.0	0.0	0.0	0.0	0.0	0.0	0.0	0.0
		C	30	발생량		40.2	0.2	0.0	0.0	0.0	0.2	0.0	0.0	0.0	0.0	0.0	0.0	0.0	0.0	0.0
				처리방법	매 립	1.5	0.0	0.0	0.0	0.0	0.0	0.0	0.0	0.0	0.0	0.0	0.0	0.0	0.0	0.0
					소 각	0.0	0.0	0.0	0.0	0.0	0.0	0.0	0.0	0.0	0.0	0.0	0.0	0.0	0.0	0.0
					재 활 용	38.7	0.2	0.0	0.0	0.0	0.2	0.0	0.0	0.0	0.0	0.0	0.0	0.0	0.0	0.0
					해역배출	0.0	0.0	0.0	0.0	0.0	0.0	0.0	0.0	0.0	0.0	0.0	0.0	0.0	0.0	0.0
		C	31	발생량		22.2	4.7	0.0	2.0	0.0	2.1	0.0	0.0	0.0	0.6	0.0	0.0	0.0	0.0	0.0
				처리방법	매 립	4.1	0.2	0.0	0.0	0.0	0.0	0.0	0.0	0.0	0.2	0.0	0.0	0.0	0.0	0.0
					소 각	2.6	2.6	0.0	0.6	0.0	2.0	0.0	0.0	0.0	0.0	0.0	0.0	0.0	0.0	0.0
					재 활 용	15.5	1.9	0.0	1.4	0.0	0.1	0.0	0.0	0.0	0.4	0.0	0.0	0.0	0.0	0.0
					해역배출	0.0	0.0	0.0	0.0	0.0	0.0	0.0	0.0	0.0	0.0	0.0	0.0	0.0	0.0	0.0
		C	33	발생량		5.8	0.7	0.0	0.0	0.0	0.7	0.0	0.0	0.0	0.0	0.0	0.0	0.0	0.0	0.0
				처리방법	매 립	0.9	0.0	0.0	0.0	0.0	0.0	0.0	0.0	0.0	0.0	0.0	0.0	0.0	0.0	0.0
					소 각	0.3	0.3	0.0	0.0	0.0	0.3	0.0	0.0	0.0	0.0	0.0	0.0	0.0	0.0	0.0
					재 활 용	4.6	0.4	0.0	0.0	0.0	0.4	0.0	0.0	0.0	0.0	0.0	0.0	0.0	0.0	0.0
					해역배출	0.0	0.0	0.0	0.0	0.0	0.0	0.0	0.0	0.0	0.0	0.0	0.0	0.0	0.0	0.0
		E		발생량		2.2	1.5	0.0	0.1	0.0	1.4	0.0	0.0	0.0	0.0	0.0	0.0	0.0	0.0	0.0
				처리방법	매 립	0.7	0.0	0.0	0.0	0.0	0.0	0.0	0.0	0.0	0.0	0.0	0.0	0.0	0.0	0.0
					소 각	0.3	0.3	0.0	0.0	0.0	0.3	0.0	0.0	0.0	0.0	0.0	0.0	0.0	0.0	0.0
					재 활 용	1.2	1.2	0.0	0.1	0.0	1.1	0.0	0.0	0.0	0.0	0.0	0.0	0.0	0.0	0.0
					해역배출	0.0	0.0	0.0	0.0	0.0	0.0	0.0	0.0	0.0	0.0	0.0	0.0	0.0	0.0	0.0
		G		발생량		2.2	2.2	0.0	0.0	0.0	0.1	0.0	2.1	0.0	0.0	0.0	0.0	0.0	0.0	0.0
				처리방법	매 립	0.0	0.0	0.0	0.0	0.0	0.0	0.0	0.0	0.0	0.0	0.0	0.0	0.0	0.0	0.0
					소 각	0.1	0.1	0.0	0.0	0.0	0.1	0.0	0.0	0.0	0.0	0.0	0.0	0.0	0.0	0.0
					재 활 용	2.1	2.1	0.0	0.0	0.0	0.0	0.0	2.1	0.0	0.0	0.0	0.0	0.0	0.0	0.0
					해역배출	0.0	0.0	0.0	0.0	0.0	0.0	0.0	0.0	0.0	0.0	0.0	0.0	0.0	0.0	0.0

(단위:톤/일)

구분		업종		발생량 및 처리현황		불 연 성															
시도	시군구	대분류	중분류			소계	광재류	연소재	소각재	분진류	폐주물사 모래류	폐금속류	폐석회 석고류	폐촉매	폐흡착재폐흡수재	유리·도자기편류	무기성오니류				기타
																	폐수처리오니	공정오니	정수처리오니	하수처리오니	
부산	강서구	C	23	발 생 량		9.0	7.0	0.0	0.0	1.5	0.5	0.0	0.0	0.0	0.0	0.0	0.0	0.0	0.0	0.0	0.0
				처리방법	매 립	0.0	0.0	0.0	0.0	0.0	0.0	0.0	0.0	0.0	0.0	0.0	0.0	0.0	0.0	0.0	0.0
					소 각	0.0	0.0	0.0	0.0	0.0	0.0	0.0	0.0	0.0	0.0	0.0	0.0	0.0	0.0	0.0	0.0
					재 활 용	9.0	7.0	0.0	0.0	1.5	0.5	0.0	0.0	0.0	0.0	0.0	0.0	0.0	0.0	0.0	0.0
					해역배출	0.0	0.0	0.0	0.0	0.0	0.0	0.0	0.0	0.0	0.0	0.0	0.0	0.0	0.0	0.0	0.0
		C	24	발 생 량		198.8	0.0	0.0	0.0	1.0	94.2	85.0	0.0	0.0	0.0	0.0	2.8	9.7	0.0	0.0	6.1
				처리방법	매 립	1.5	0.0	0.0	0.0	0.3	0.0	0.0	0.0	0.0	0.0	0.0	1.2	0.0	0.0	0.0	0.0
					소 각	0.0	0.0	0.0	0.0	0.0	0.0	0.0	0.0	0.0	0.0	0.0	0.0	0.0	0.0	0.0	0.0
					재 활 용	197.3	0.0	0.0	0.0	0.7	94.2	85.0	0.0	0.0	0.0	0.0	1.6	9.7	0.0	0.0	6.1
					해역배출	0.0	0.0	0.0	0.0	0.0	0.0	0.0	0.0	0.0	0.0	0.0	0.0	0.0	0.0	0.0	0.0
		C	25	발 생 량		53.4	0.0	0.0	0.0	5.4	47.8	0.0	0.0	0.0	0.0	0.0	0.0	0.2	0.0	0.0	0.0
				처리방법	매 립	4.4	0.0	0.0	0.0	3.3	1.1	0.0	0.0	0.0	0.0	0.0	0.0	0.0	0.0	0.0	0.0
					소 각	0.0	0.0	0.0	0.0	0.0	0.0	0.0	0.0	0.0	0.0	0.0	0.0	0.0	0.0	0.0	0.0
					재 활 용	49.0	0.0	0.0	0.0	2.1	46.7	0.0	0.0	0.0	0.0	0.0	0.0	0.2	0.0	0.0	0.0
					해역배출	0.0	0.0	0.0	0.0	0.0	0.0	0.0	0.0	0.0	0.0	0.0	0.0	0.0	0.0	0.0	0.0
		C	26	발 생 량		1.4	0.0	0.0	0.0	0.5	0.0	0.0	0.1	0.0	0.2	0.0	0.0	0.6	0.0	0.0	0.0
				처리방법	매 립	0.4	0.0	0.0	0.0	0.0	0.0	0.0	0.0	0.0	0.0	0.0	0.0	0.4	0.0	0.0	0.0
					소 각	0.0	0.0	0.0	0.0	0.0	0.0	0.0	0.0	0.0	0.0	0.0	0.0	0.0	0.0	0.0	0.0
					재 활 용	1.0	0.0	0.0	0.0	0.5	0.0	0.0	0.1	0.0	0.2	0.0	0.0	0.2	0.0	0.0	0.0
					해역배출	0.0	0.0	0.0	0.0	0.0	0.0	0.0	0.0	0.0	0.0	0.0	0.0	0.0	0.0	0.0	0.0
		C	28	발 생 량		0.0	0.0	0.0	0.0	0.0	0.0	0.0	0.0	0.0	0.0	0.0	0.0	0.0	0.0	0.0	0.0
				처리방법	매 립	0.0	0.0	0.0	0.0	0.0	0.0	0.0	0.0	0.0	0.0	0.0	0.0	0.0	0.0	0.0	0.0
					소 각	0.0	0.0	0.0	0.0	0.0	0.0	0.0	0.0	0.0	0.0	0.0	0.0	0.0	0.0	0.0	0.0
					재 활 용	0.0	0.0	0.0	0.0	0.0	0.0	0.0	0.0	0.0	0.0	0.0	0.0	0.0	0.0	0.0	0.0
					해역배출	0.0	0.0	0.0	0.0	0.0	0.0	0.0	0.0	0.0	0.0	0.0	0.0	0.0	0.0	0.0	0.0
		C	29	발 생 량		21.2	15.7	0.0	0.0	0.0	5.5	0.0	0.0	0.0	0.0	0.0	0.0	0.0	0.0	0.0	0.0
				처리방법	매 립	0.0	0.0	0.0	0.0	0.0	0.0	0.0	0.0	0.0	0.0	0.0	0.0	0.0	0.0	0.0	0.0
					소 각	0.0	0.0	0.0	0.0	0.0	0.0	0.0	0.0	0.0	0.0	0.0	0.0	0.0	0.0	0.0	0.0
					재 활 용	21.2	15.7	0.0	0.0	0.0	5.5	0.0	0.0	0.0	0.0	0.0	0.0	0.0	0.0	0.0	0.0
					해역배출	0.0	0.0	0.0	0.0	0.0	0.0	0.0	0.0	0.0	0.0	0.0	0.0	0.0	0.0	0.0	0.0
		C	30	발 생 량		40.0	0.0	0.0	0.0	0.1	4.9	33.6	0.0	0.0	0.0	0.0	0.0	1.4	0.0	0.0	0.0
				처리방법	매 립	1.5	0.0	0.0	0.0	0.1	0.0	0.0	0.0	0.0	0.0	0.0	0.0	1.4	0.0	0.0	0.0
					소 각	0.0	0.0	0.0	0.0	0.0	0.0	0.0	0.0	0.0	0.0	0.0	0.0	0.0	0.0	0.0	0.0
					재 활 용	38.5	0.0	0.0	0.0	0.0	4.9	33.6	0.0	0.0	0.0	0.0	0.0	0.0	0.0	0.0	0.0
					해역배출	0.0	0.0	0.0	0.0	0.0	0.0	0.0	0.0	0.0	0.0	0.0	0.0	0.0	0.0	0.0	0.0
		C	31	발 생 량		17.5	0.2	0.0	1.0	0.1	10.5	0.0	0.0	0.0	0.0	0.0	5.6	0.1	0.0	0.0	0.0
				처리방법	매 립	3.9	0.0	0.0	0.0	0.0	0.0	0.0	0.0	0.0	0.0	0.0	3.8	0.1	0.0	0.0	0.0
					소 각	0.0	0.0	0.0	0.0	0.0	0.0	0.0	0.0	0.0	0.0	0.0	0.0	0.0	0.0	0.0	0.0
					재 활 용	13.6	0.2	0.0	1.0	0.1	10.5	0.0	0.0	0.0	0.0	0.0	1.8	0.0	0.0	0.0	0.0
					해역배출	0.0	0.0	0.0	0.0	0.0	0.0	0.0	0.0	0.0	0.0	0.0	0.0	0.0	0.0	0.0	0.0
		C	33	발 생 량		5.1	1.2	0.0	0.0	0.5	0.9	0.9	1.0	0.0	0.1	0.0	0.5	0.0	0.0	0.0	0.0
				처리방법	매 립	0.9	0.0	0.0	0.0	0.2	0.3	0.0	0.0	0.0	0.0	0.0	0.4	0.0	0.0	0.0	0.0
					소 각	0.0	0.0	0.0	0.0	0.0	0.0	0.0	0.0	0.0	0.0	0.0	0.0	0.0	0.0	0.0	0.0
					재 활 용	4.2	1.2	0.0	0.0	0.3	0.6	0.9	1.0	0.0	0.1	0.0	0.1	0.0	0.0	0.0	0.0
					해역배출	0.0	0.0	0.0	0.0	0.0	0.0	0.0	0.0	0.0	0.0	0.0	0.0	0.0	0.0	0.0	0.0
		E		발 생 량		0.7	0.0	0.0	0.0	0.0	0.0	0.0	0.0	0.0	0.0	0.0	0.0	0.7	0.0	0.0	0.0
				처리방법	매 립	0.7	0.0	0.0	0.0	0.0	0.0	0.0	0.0	0.0	0.0	0.0	0.0	0.7	0.0	0.0	0.0
					소 각	0.0	0.0	0.0	0.0	0.0	0.0	0.0	0.0	0.0	0.0	0.0	0.0	0.0	0.0	0.0	0.0
					재 활 용	0.0	0.0	0.0	0.0	0.0	0.0	0.0	0.0	0.0	0.0	0.0	0.0	0.0	0.0	0.0	0.0
					해역배출	0.0	0.0	0.0	0.0	0.0	0.0	0.0	0.0	0.0	0.0	0.0	0.0	0.0	0.0	0.0	0.0
		G		발 생 량		0.0	0.0	0.0	0.0	0.0	0.0	0.0	0.0	0.0	0.0	0.0	0.0	0.0	0.0	0.0	0.0
				처리방법	매 립	0.0															
					소 각	0.0															
					재 활 용	0.0															
					해역배출	0.0															

(단위:톤/일)

지역구분		업종		발생량 및 처리현황		총계	가 연 성													
시도	시군구	대분류	중분류				소계	폐지류	폐목재류	폐합성고분자화합물				유기성오니류				동식물성잔재물	폐식용유	기타
										폐섬유류	폐합성 수지	폐합성 고무	폐피혁	폐수처리오니	공정오니	정수 처리오니	하수 처리오니			
부산	강서구	I		발생량		0.3	0.3	0.0	0.0	0.0	0.3	0.0	0.0	0.0	0.0	0.0	0.0	0.0	0.0	0.0
				처리방법	매 립	0.0	0.0	0.0	0.0	0.0	0.0	0.0	0.0	0.0	0.0	0.0	0.0	0.0	0.0	0.0
					소 각	0.3	0.3	0.0	0.0	0.0	0.3	0.0	0.0	0.0	0.0	0.0	0.0	0.0	0.0	0.0
					재 활 용	0.0	0.0	0.0	0.0	0.0	0.0	0.0	0.0	0.0	0.0	0.0	0.0	0.0	0.0	0.0
					해역배출	0.0	0.0	0.0	0.0	0.0	0.0	0.0	0.0	0.0	0.0	0.0	0.0	0.0	0.0	0.0
		L		발생량		0.1	0.0	0.0	0.0	0.0	0.0	0.0	0.0	0.0	0.0	0.0	0.0	0.0	0.0	0.0
				처리방법	매 립	0.1	0.0	0.0	0.0	0.0	0.0	0.0	0.0	0.0	0.0	0.0	0.0	0.0	0.0	0.0
					소 각	0.0	0.0	0.0	0.0	0.0	0.0	0.0	0.0	0.0	0.0	0.0	0.0	0.0	0.0	0.0
					재 활 용	0.0	0.0	0.0	0.0	0.0	0.0	0.0	0.0	0.0	0.0	0.0	0.0	0.0	0.0	0.0
					해역배출	0.0	0.0	0.0	0.0	0.0	0.0	0.0	0.0	0.0	0.0	0.0	0.0	0.0	0.0	0.0
		N		발생량		0.4	0.0	0.0	0.0	0.0	0.0	0.0	0.0	0.0	0.0	0.0	0.0	0.0	0.0	0.0
				처리방법	매 립	0.3	0.0	0.0	0.0	0.0	0.0	0.0	0.0	0.0	0.0	0.0	0.0	0.0	0.0	0.0
					소 각	0.0	0.0	0.0	0.0	0.0	0.0	0.0	0.0	0.0	0.0	0.0	0.0	0.0	0.0	0.0
					재 활 용	0.1	0.0	0.0	0.0	0.0	0.0	0.0	0.0	0.0	0.0	0.0	0.0	0.0	0.0	0.0
					해역배출	0.0	0.0	0.0	0.0	0.0	0.0	0.0	0.0	0.0	0.0	0.0	0.0	0.0	0.0	0.0
		O		발생량		88.7	0.4	0.0	0.0	0.0	0.4	0.0	0.0	0.0	0.0	0.0	0.0	0.0	0.0	0.0
				처리방법	매 립	83.3	0.0	0.0	0.0	0.0	0.0	0.0	0.0	0.0	0.0	0.0	0.0	0.0	0.0	0.0
					소 각	0.1	0.1	0.0	0.0	0.0	0.1	0.0	0.0	0.0	0.0	0.0	0.0	0.0	0.0	0.0
					재 활 용	5.3	0.3	0.0	0.0	0.0	0.3	0.0	0.0	0.0	0.0	0.0	0.0	0.0	0.0	0.0
					해역배출	0.0	0.0	0.0	0.0	0.0	0.0	0.0	0.0	0.0	0.0	0.0	0.0	0.0	0.0	0.0
		S		발생량		4.9	4.7	0.0	0.0	0.0	4.7	0.0	0.0	0.0	0.0	0.0	0.0	0.0	0.0	0.0
				처리방법	매 립	0.0	0.0	0.0	0.0	0.0	0.0	0.0	0.0	0.0	0.0	0.0	0.0	0.0	0.0	0.0
					소 각	0.5	0.5	0.0	0.0	0.0	0.5	0.0	0.0	0.0	0.0	0.0	0.0	0.0	0.0	0.0
					재 활 용	4.4	4.2	0.0	0.0	0.0	4.2	0.0	0.0	0.0	0.0	0.0	0.0	0.0	0.0	0.0
					해역배출	0.0	0.0	0.0	0.0	0.0	0.0	0.0	0.0	0.0	0.0	0.0	0.0	0.0	0.0	0.0
	연제구	소계		발생량		0.0	0.0	0.0	0.0	0.0	0.0	0.0	0.0	0.0	0.0	0.0	0.0	0.0	0.0	0.0
				처리방법	매 립	0.0	0.0													
					소 각	0.0	0.0													
					재 활 용	0.0	0.0													
					해역배출	0.0	0.0													
				발생량		0.0	0.0	0.0	0.0	0.0	0.0	0.0	0.0	0.0	0.0	0.0	0.0	0.0	0.0	0.0
				처리방법	매 립	0.0	0.0													
					소 각	0.0	0.0													
					재 활 용	0.0	0.0													
					해역배출	0.0	0.0													
	수영구	소계		발생량		0.0	0.0	0.0	0.0	0.0	0.0	0.0	0.0	0.0	0.0	0.0	0.0	0.0	0.0	0.0
				처리방법	매 립	0.0	0.0													
					소 각	0.0	0.0													
					재 활 용	0.0	0.0													
					해역배출	0.0	0.0													
				발생량		0.0	0.0	0.0	0.0	0.0	0.0	0.0	0.0	0.0	0.0	0.0	0.0	0.0	0.0	0.0
				처리방법	매 립	0.0	0.0													
					소 각	0.0	0.0													
					재 활 용	0.0	0.0													
					해역배출	0.0	0.0													
	사상구	소계		발생량		451.5	184.8	12.5	1.2	0.3	86.7	1.1	0.0	69.6	0.0	0.0	0.0	12.7	0.5	0.1
				처리방법	매 립	57.3	36.8	0.0	0.0	0.0	0.0	0.0	0.0	35.1	0.0	0.0	0.0	1.7	0.0	0.0
					소 각	18.5	18.5	0.0	0.1	0.1	17.4	0.1	0.0	0.0	0.0	0.0	0.0	0.7	0.0	0.1
					재 활 용	375.7	129.5	12.5	1.1	0.2	69.4	1.0	0.0	34.5	0.0	0.0	0.0	10.3	0.5	0.0
					해역배출	0.0	0.0	0.0	0.0	0.0	0.0	0.0	0.0	0.0	0.0	0.0	0.0	0.0	0.0	0.0
		C	10	발생량		8.8	8.8	0.0	0.0	0.0	0.9	0.0	0.0	0.5	0.0	0.0	0.0	6.8	0.5	0.1
				처리방법	매 립	0.0	0.0													
					소 각	1.2	1.2				0.4							0.7		0.1
					재 활 용	7.6	7.6				0.5			0.5				6.1	0.5	
					해역배출	0.0	0.0													

(단위:톤/일)

구분		업종		발생량 및 처리현황		불 연 성															
시도	시군구	대분류	중분류			소계	광재류	연소재	소각재	분진류	폐주물사 모래류	폐금속류	폐석회 석고류	폐촉매	폐흡착재폐흡수재	유리·도자기편류	무기성오니류				기타
																	폐수처리오니	공정오니	정수처리오니	하수처리오니	
부산	강서구	I		발 생 량		0.0	0.0	0.0	0.0	0.0	0.0	0.0	0.0	0.0	0.0	0.0	0.0	0.0	0.0	0.0	0.0
				처리방법	매 립	0.0	0.0	0.0	0.0	0.0	0.0	0.0	0.0	0.0	0.0	0.0	0.0	0.0	0.0	0.0	0.0
					소 각	0.0	0.0	0.0	0.0	0.0	0.0	0.0	0.0	0.0	0.0	0.0	0.0	0.0	0.0	0.0	0.0
					재 활 용	0.0	0.0	0.0	0.0	0.0	0.0	0.0	0.0	0.0	0.0	0.0	0.0	0.0	0.0	0.0	0.0
					해역배출	0.0	0.0	0.0	0.0	0.0	0.0	0.0	0.0	0.0	0.0	0.0	0.0	0.0	0.0	0.0	0.0
		L		발 생 량		0.1	0.0	0.0	0.0	0.0	0.0	0.0	0.0	0.0	0.0	0.0	0.1	0.0	0.0	0.0	0.0
				처리방법	매 립	0.1	0.0	0.0	0.0	0.0	0.0	0.0	0.0	0.0	0.0	0.0	0.1	0.0	0.0	0.0	0.0
					소 각	0.0	0.0	0.0	0.0	0.0	0.0	0.0	0.0	0.0	0.0	0.0	0.0	0.0	0.0	0.0	0.0
					재 활 용	0.0	0.0	0.0	0.0	0.0	0.0	0.0	0.0	0.0	0.0	0.0	0.0	0.0	0.0	0.0	0.0
					해역배출	0.0	0.0	0.0	0.0	0.0	0.0	0.0	0.0	0.0	0.0	0.0	0.0	0.0	0.0	0.0	0.0
		N		발 생 량		0.4	0.0	0.0	0.0	0.0	0.0	0.0	0.0	0.0	0.0	0.0	0.4	0.0	0.0	0.0	0.0
				처리방법	매 립	0.3	0.0	0.0	0.0	0.0	0.0	0.0	0.0	0.0	0.0	0.0	0.3	0.0	0.0	0.0	0.0
					소 각	0.0	0.0	0.0	0.0	0.0	0.0	0.0	0.0	0.0	0.0	0.0	0.0	0.0	0.0	0.0	0.0
					재 활 용	0.1	0.0	0.0	0.0	0.0	0.0	0.0	0.0	0.0	0.0	0.0	0.1	0.0	0.0	0.0	0.0
					해역배출	0.0	0.0	0.0	0.0	0.0	0.0	0.0	0.0	0.0	0.0	0.0	0.0	0.0	0.0	0.0	0.0
		O		발 생 량		88.3	0.0	54.3	0.0	0.0	0.0	0.0	0.0	0.0	0.0	0.0	0.0	0.0	6.7	27.3	0.0
				처리방법	매 립	83.3	0.0	54.3	0.0	0.0	0.0	0.0	0.0	0.0	0.0	0.0	0.0	0.0	6.7	22.3	0.0
					소 각	0.0	0.0	0.0	0.0	0.0	0.0	0.0	0.0	0.0	0.0	0.0	0.0	0.0	0.0	0.0	0.0
					재 활 용	5.0	0.0	0.0	0.0	0.0	0.0	0.0	0.0	0.0	0.0	0.0	0.0	0.0	0.0	5.0	0.0
					해역배출	0.0	0.0	0.0	0.0	0.0	0.0	0.0	0.0	0.0	0.0	0.0	0.0	0.0	0.0	0.0	0.0
		S		발 생 량		0.2	0.0	0.0	0.0	0.0	0.0	0.0	0.0	0.0	0.0	0.0	0.0	0.0	0.0	0.0	0.2
				처리방법	매 립	0.0	0.0	0.0	0.0	0.0	0.0	0.0	0.0	0.0	0.0	0.0	0.0	0.0	0.0	0.0	0.0
					소 각	0.0	0.0	0.0	0.0	0.0	0.0	0.0	0.0	0.0	0.0	0.0	0.0	0.0	0.0	0.0	0.0
					재 활 용	0.2	0.0	0.0	0.0	0.0	0.0	0.0	0.0	0.0	0.0	0.0	0.0	0.0	0.0	0.0	0.2
					해역배출	0.0	0.0	0.0	0.0	0.0	0.0	0.0	0.0	0.0	0.0	0.0	0.0	0.0	0.0	0.0	0.0
	연제구	소계		발 생 량		0.0	0.0	0.0	0.0	0.0	0.0	0.0	0.0	0.0	0.0	0.0	0.0	0.0	0.0	0.0	0.0
				처리방법	매 립	0.0															
					소 각	0.0															
					재 활 용	0.0															
					해역배출	0.0															
		0.0		발 생 량		0.0	0.0	0.0	0.0	0.0	0.0	0.0	0.0	0.0	0.0	0.0	0.0	0.0	0.0	0.0	0.0
				처리방법	매 립	0.0															
					소 각	0.0															
					재 활 용	0.0															
					해역배출	0.0															
	수영구	소계		발 생 량		0.0	0.0	0.0	0.0	0.0	0.0	0.0	0.0	0.0	0.0	0.0	0.0	0.0	0.0	0.0	0.0
				처리방법	매 립	0.0															
					소 각	0.0															
					재 활 용	0.0															
					해역배출	0.0															
		소계		발 생 량		0.0	0.0	0.0	0.0	0.0	0.0	0.0	0.0	0.0	0.0	0.0	0.0	0.0	0.0	0.0	0.0
				처리방법	매 립	0.0															
					소 각	0.0															
					재 활 용	0.0															
					해역배출	0.0															
	사상구	소계		발 생 량		266.7	11.2	0.0	4.2	45.8	132.0	0.0	0.0	0.1	0.0	0.9	3.5	16.8	0.0	0.0	52.2
				처리방법	매 립	20.5	0.0	0.0	0.3	1.8	2.9	0.0	0.0	0.0	0.0	0.7	3.5	1.7	0.0	0.0	9.6
					소 각	0.0	0.0	0.0	0.0	0.0	0.0	0.0	0.0	0.0	0.0	0.0	0.0	0.0	0.0	0.0	0.0
					재 활 용	246.2	11.2	0.0	3.9	44.0	129.1	0.0	0.0	0.1	0.0	0.2	0.0	15.1	0.0	0.0	42.6
					해역배출	0.0	0.0	0.0	0.0	0.0	0.0	0.0	0.0	0.0	0.0	0.0	0.0	0.0	0.0	0.0	0.0
		C	10	발 생 량		0.0	0.0	0.0	0.0	0.0	0.0	0.0	0.0	0.0	0.0	0.0	0.0	0.0	0.0	0.0	0.0
				처리방법	매 립	0.0															
					소 각	0.0															
					재 활 용	0.0															
					해역배출	0.0															

(단위:톤/일)

지역구분		업종		발생량 및 처리현황		총계	가 연 성														
시도	시군구	대분류	중분류				소계	폐지류	폐목재류	폐합성고분자화합물				유기성오니류				동식물성잔재물	폐식용유	기타
										폐섬유류	폐합성 수지	폐합성 고무	폐피혁	폐수처리오니	공정오니	정수 처리오니	하수 처리오니			
부산	사상구	C	15	발 생 량		0.3	0.3	0.0	0.0	0.2	0.0	0.1	0.0	0.0	0.0	0.0	0.0	0.0	0.0	0.0
				처리방법	매 립	0.0	0.0													
					소 각	0.0	0.0													
					재 활 용	0.3	0.3			0.2		0.1								
					해역배출	0.0	0.0													
		C	16	발 생 량		1.0	1.0	0.0	1.0	0.0	0.0	0.0	0.0	0.0	0.0	0.0	0.0	0.0	0.0	0.0
				처리방법	매 립	0.0	0.0													
					소 각	0.0	0.0													
					재 활 용	1.0	1.0		1.0											
					해역배출	0.0	0.0													
		C	20	발 생 량		1.3	1.0	0.0	0.0	0.0	0.6	0.4	0.0	0.0	0.0	0.0	0.0	0.0	0.0	0.0
				처리방법	매 립	0.3	0.0													
					소 각	0.0	0.0													
					재 활 용	1.0	1.0				0.6	0.4								
					해역배출	0.0	0.0													
		C	23	발 생 량		0.9	0.0	0.0	0.0	0.0	0.0	0.0	0.0	0.0	0.0	0.0	0.0	0.0	0.0	0.0
				처리방법	매 립	0.7	0.0													
					소 각	0.0	0.0													
					재 활 용	0.2	0.0													
					해역배출	0.0	0.0													
		C	25	발 생 량		164.9	2.4	0.0	0.0	0.0	2.1	0.3	0.0	0.0	0.0	0.0	0.0	0.0	0.0	0.0
				처리방법	매 립	6.0	0.0													
					소 각	0.7	0.7				0.7									
					재 활 용	158.2	1.7				1.4	0.3								
					해역배출	0.0	0.0													
		C	26	발 생 량		47.7	0.7	0.0	0.1	0.0	0.6	0.0	0.0	0.0	0.0	0.0	0.0	0.0	0.0	0.0
				처리방법	매 립	0.0	0.0													
					소 각	0.0	0.0													
					재 활 용	47.7	0.7		0.1		0.6									
					해역배출	0.0	0.0													
		C	30	발 생 량		0.1	0.1	0.0	0.0	0.0	0.1	0.0	0.0	0.0	0.0	0.0	0.0	0.0	0.0	0.0
				처리방법	매 립	0.0	0.0													
					소 각	0.0	0.0													
					재 활 용	0.1	0.1				0.1									
					해역배출	0.0	0.0													
		C	32	발 생 량		0.1	0.1	0.0	0.0	0.0	0.1	0.0	0.0	0.0	0.0	0.0	0.0	0.0	0.0	0.0
				처리방법	매 립	0.0	0.0													
					소 각	0.0	0.0													
					재 활 용	0.1	0.1				0.1									
					해역배출	0.0	0.0													
		D		발 생 량		0.1	0.1	0.0	0.0	0.0	0.1	0.0	0.0	0.0	0.0	0.0	0.0	0.0	0.0	0.0
				처리방법	매 립	0.0	0.0													
					소 각	0.0	0.0													
					재 활 용	0.1	0.1				0.1									
					해역배출	0.0	0.0													
		E		발 생 량		187.6	168.9	12.5	0.0	0.0	81.4	0.0	0.0	69.1	0.0	0.0	0.0	5.9	0.0	0.0
				처리방법	매 립	50.3	36.8							35.1				1.7		
					소 각	15.4	15.4				15.4									
					재 활 용	121.9	116.7	12.5			66.0			34.0				4.2		
					해역배출	0.0	0.0													
		F		발 생 량		37.2	0.0	0.0	0.0	0.0	0.0	0.0	0.0	0.0	0.0	0.0	0.0	0.0	0.0	0.0
				처리방법	매 립	0.0	0.0													
					소 각	0.0	0.0				0.0									
					재 활 용	37.2	0.0													
					해역배출	0.0	0.0													

(단위:톤/일)

구분		업종		발생량 및 처리현황		불 연 성															
시도	시군구	대분류	중분류			소계	광재류	연소재	소각재	분진류	폐주물사 모래류	폐금속류	폐석회 석고류	폐촉매	폐흡착재폐흡수재	유리·도자기편류	무기성오니류				기타
																	폐수처리오니	공정오니	정수처리오니	하수처리오니	
부산	사상구	C	15	발 생 량		0.0	0.0	0.0	0.0	0.0	0.0	0.0	0.0	0.0	0.0	0.0	0.0	0.0	0.0	0.0	0.0
				처리방법	매 립	0.0															
					소 각	0.0															
					재 활 용	0.0															
					해역배출	0.0															
		C	16	발 생 량		0.0	0.0	0.0	0.0	0.0	0.0	0.0	0.0	0.0	0.0	0.0	0.0	0.0	0.0	0.0	0.0
				처리방법	매 립	0.0															
					소 각	0.0															
					재 활 용	0.0															
					해역배출	0.0															
		C	20	발 생 량		0.3	0.0	0.0	0.0	0.0	0.0	0.0	0.0	0.0	0.0	0.0	0.1	0.2	0.0	0.0	0.0
				처리방법	매 립	0.3											0.1	0.2			
					소 각	0.0															
					재 활 용	0.0															
					해역배출	0.0															
		C	23	발 생 량		0.9	0.0	0.0	0.0	0.0	0.0	0.0	0.0	0.0	0.0	0.9	0.0	0.0	0.0	0.0	0.0
				처리방법	매 립	0.7										0.7					
					소 각	0.0															
					재 활 용	0.2										0.2					
					해역배출	0.0															
		C	25	발 생 량		162.5	7.6	0.0	0.0	6.3	129.4	0.0	0.0	0.0	0.0	0.0	2.9	16.1	0.0	0.0	0.2
				처리방법	매 립	6.0				1.8	0.3						2.9	1.0			
					소 각	0.0															
					재 활 용	156.5	7.6			4.5	129.1							15.1			0.2
					해역배출	0.0															
		C	26	발 생 량		47.0	3.6	0.0	3.9	39.5	0.0	0.0	0.0	0.0	0.0	0.0	0.0	0.0	0.0	0.0	0.0
				처리방법	매 립	0.0															
					소 각	0.0															
					재 활 용	47.0	3.6		3.9	39.5											
					해역배출	0.0															
		C	30	발 생 량		0.0	0.0	0.0	0.0	0.0	0.0	0.0	0.0	0.0	0.0	0.0	0.0	0.0	0.0	0.0	0.0
				처리방법	매 립	0.0															
					소 각	0.0															
					재 활 용	0.0									0.0						
					해역배출	0.0															
		C	32	발 생 량		0.0	0.0	0.0	0.0	0.0	0.0	0.0	0.0	0.0	0.0	0.0	0.0	0.0	0.0	0.0	0.0
				처리방법	매 립	0.0															
					소 각	0.0															
					재 활 용	0.0									0.0						
					해역배출	0.0															
		D		발 생 량		0.0	0.0	0.0	0.0	0.0	0.0	0.0	0.0	0.0	0.0	0.0	0.0	0.0	0.0	0.0	0.0
				처리방법	매 립	0.0															
					소 각	0.0															
					재 활 용	0.0															
					해역배출	0.0															
		E		발 생 량		18.7	0.0	0.0	0.3	0.0	2.6	0.0	0.0	0.0	0.0	0.0	0.5	0.5	0.0	0.0	14.8
				처리방법	매 립	13.5			0.3		2.6						0.5	0.5			9.6
					소 각	0.0															
					재 활 용	5.2															5.2
					해역배출	0.0															
		F		발 생 량		37.2	0.0	0.0	0.0	0.0	0.0	0.0	0.0	0.0	0.0	0.0	0.0	0.0	0.0	0.0	37.2
				처리방법	매 립	0.0															
					소 각	0.0															
					재 활 용	37.2															37.2
					해역배출	0.0															

(단위:톤/일)

지역구분		업종		발생량 및 처리현황		총계	가 연 성														
시도	시군구	대분류	중분류				소계	폐지류	폐목재류	폐합성고분자화합물				유기성오니류				동식물성잔재물	폐식용유	기타
										폐섬유류	폐합성 수지	폐합성 고무	폐피혁	폐수처리오니	공정오니	정수 처리오니	하수 처리오니			
부산	사상구	S		발 생 량		1.5	1.4	0.0	0.1	0.1	0.9	0.3	0.0	0.0	0.0	0.0	0.0	0.0	0.0	0.0
				처리방법	매 립	0.0	0.0													
					소 각	1.2	1.2		0.1	0.1	0.9	0.1								
					재 활 용	0.3	0.2					0.2								
					해역배출	0.0	0.0													
	기장군	소계		발 생 량		106.0	41.8	0.0	3.4	0.0	23.9	4.9	0.0	2.1	0.0	0.0	0.0	3.0	0.0	4.5
				처리방법	매 립	32.2	2.6	0.0	0.0	0.0	0.0	0.0	0.0	0.0	0.0	0.0	0.0	0.6	0.0	2.0
					소 각	10.8	10.8	0.0	0.0	0.0	9.7	0.5	0.0	0.0	0.0	0.0	0.0	0.2	0.0	0.4
					재 활 용	60.6	26.5	0.0	3.4	0.0	14.2	4.4	0.0	0.3	0.0	0.0	0.0	2.1	0.0	2.1
					해역배출	2.4	1.9	0.0	0.0	0.0	0.0	0.0	0.0	1.8	0.0	0.0	0.0	0.1	0.0	0.0
		C	10	발 생 량		9.4	6.8	0.0	0.0	0.0	0.6	0.0	0.0	2.1	0.0	0.0	0.0	2.0	0.0	2.1
				처리방법	매 립	0.0	0.0													
					소 각	0.0	0.0													
					재 활 용	7.5	4.9				0.6			0.3				1.9		2.1
					해역배출	1.9	1.9							1.8				0.1		
		C	11	발 생 량		3.7	0.2	0.0	0.0	0.0	0.2	0.0	0.0	0.0	0.0	0.0	0.0	0.0	0.0	0.0
				처리방법	매 립	0.0	0.0													
					소 각	0.1	0.1				0.1									
					재 활 용	3.1	0.1				0.1									
					해역배출	0.5	0.0													
		C	20	발 생 량		0.3	0.0	0.0	0.0	0.0	0.0	0.0	0.0	0.0	0.0	0.0	0.0	0.0	0.0	0.0
				처리방법	매 립	0.3	0.0													
					소 각	0.0	0.0													
					재 활 용	0.0	0.0													
					해역배출	0.0	0.0													
		C	22	발 생 량		4.5	4.5	0.0	0.0	0.0	0.4	4.1	0.0	0.0	0.0	0.0	0.0	0.0	0.0	0.0
				처리방법	매 립	0.0	0.0													
					소 각	0.3	0.3				0.2	0.1								
					재 활 용	4.2	4.2				0.2	4.0								
					해역배출	0.0	0.0													
		C	23	발 생 량		14.6	0.0	0.0	0.0	0.0	0.0	0.0	0.0	0.0	0.0	0.0	0.0	0.0	0.0	0.0
				처리방법	매 립	0.0	0.0													
					소 각	0.0	0.0													
					재 활 용	14.6	0.0													
					해역배출	0.0	0.0													
		C	24	발 생 량		3.3	0.0	0.0	0.0	0.0	0.0	0.0	0.0	0.0	0.0	0.0	0.0	0.0	0.0	0.0
				처리방법	매 립	0.0	0.0													
					소 각	0.0	0.0													
					재 활 용	3.3	0.0													
					해역배출	0.0	0.0													
		C	25	발 생 량		11.6	2.5	0.0	0.2	0.0	2.3	0.0	0.0	0.0	0.0	0.0	0.0	0.0	0.0	0.0
				처리방법	매 립	4.5	0.0													
					소 각	1.4	1.4				1.4									
					재 활 용	5.7	1.1		0.2		0.9									
					해역배출	0.0	0.0													
		C	30	발 생 량		0.0	0.0	0.0	0.0	0.0	0.0	0.0	0.0	0.0	0.0	0.0	0.0	0.0	0.0	0.0
				처리방법	매 립	0.0	0.0													
					소 각	0.0	0.0													
					재 활 용	0.0	0.0													
					해역배출	0.0	0.0													
		C	33	발 생 량		8.1	1.2	0.0	0.1	0.0	0.6	0.4	0.0	0.0	0.0	0.0	0.0	0.0	0.0	0.1
				처리방법	매 립	2.1	0.0													
					소 각	0.8	0.8				0.3	0.4								0.1
					재 활 용	5.2	0.4		0.1		0.3									
					해역배출	0.0	0.0													

(단위:톤/일)

구분		업종		발생량 및 처리현황		불 연 성															
시도	시군구	대분류	중분류			소계	광재류	연소재	소각재	분진류	폐주물사 모래류	폐금속류	폐석회 석고류	폐촉매	폐흡착재폐흡수재	유리·도자기편류	무기성오니류				기타
																	폐수처리오니	공정오니	정수처리오니	하수처리오니	
부산	사상구	S		발 생 량		0.1	0.0	0.0	0.0	0.0	0.0	0.0	0.0	0.1	0.0	0.0	0.0	0.0	0.0	0.0	0.0
				처리방법	매 립	0.0															
					소 각	0.0															
					재 활 용	0.1								0.1							
					해역배출	0.0															
	기장군	소계		발 생 량		64.2	0.6	0.0	0.0	2.1	6.9	0.0	0.1	0.0	0.1	7.8	5.0	4.8	0.0	21.0	15.8
				처리방법	매 립	29.6	0.1	0.0	0.0	0.8	1.0	0.0	0.1	0.0	0.1	0.0	4.5	2.0	0.0	21.0	0.0
					소 각	0.0	0.0	0.0	0.0	0.0	0.0	0.0	0.0	0.0	0.0	0.0	0.0	0.0	0.0	0.0	0.0
					재 활 용	34.1	0.5	0.0	0.0	1.3	5.9	0.0	0.0	0.0	0.0	7.8	0.0	2.8	0.0	0.0	15.8
					해역배출	0.5	0.0	0.0	0.0	0.0	0.0	0.0	0.0	0.0	0.0	0.0	0.5	0.0	0.0	0.0	0.0
		C	10	발 생 량		2.6	0.0	0.0	0.0	0.0	0.0	0.0	0.0	0.0	0.0	0.0	0.0	2.6	0.0	0.0	0.0
				처리방법	매 립	0.0															
					소 각	0.0															
					재 활 용	2.6												2.6			
					해역배출	0.0															
		C	11	발 생 량		3.5	0.0	0.0	0.0	0.0	0.0	0.0	0.0	0.0	0.0	3.0	0.5	0.0	0.0	0.0	0.0
				처리방법	매 립	0.0															
					소 각	0.0															
					재 활 용	3.0										3.0					
					해역배출	0.5											0.5				
		C	20	발 생 량		0.3	0.0	0.0	0.0	0.0	0.0	0.0	0.0	0.0	0.0	0.0	0.0	0.3	0.0	0.0	0.0
				처리방법	매 립	0.3												0.3			
					소 각	0.0															
					재 활 용	0.0															
					해역배출	0.0															
		C	22	발 생 량		0.0	0.0	0.0	0.0	0.0	0.0	0.0	0.0	0.0	0.0	0.0	0.0	0.0	0.0	0.0	0.0
				처리방법	매 립	0.0															
					소 각	0.0															
					재 활 용	0.0															
					해역배출	0.0															
		C	23	발 생 량		14.6	0.0	0.0	0.0	0.0	0.0	0.0	0.0	0.0	0.0	0.0	0.0	0.0	0.0	0.0	14.6
				처리방법	매 립	0.0															
					소 각	0.0															
					재 활 용	14.6															14.6
					해역배출	0.0															
		C	24	발 생 량		3.3	0.0	0.0	0.0	1.1	2.2	0.0	0.0	0.0	0.0	0.0	0.0	0.0	0.0	0.0	0.0
				처리방법	매 립	0.0															
					소 각	0.0															
					재 활 용	3.3				1.1	2.2										
					해역배출	0.0															
		C	25	발 생 량		9.1	0.6	0.0	0.0	0.2	3.7	0.0	0.0	0.0	0.0	0.0	3.7	0.9	0.0	0.0	0.0
				처리방법	매 립	4.5	0.1										3.7	0.7			
					소 각	0.0															
					재 활 용	4.6	0.5			0.2	3.7							0.2			
					해역배출	0.0															
		C	30	발 생 량		0.0	0.0	0.0	0.0	0.0	0.0	0.0	0.0	0.0	0.0	0.0	0.0	0.0	0.0	0.0	0.0
				처리방법	매 립	0.0															
					소 각	0.0															
					재 활 용	0.0															
					해역배출	0.0															
		C	33	발 생 량		6.9	0.0	0.0	0.0	0.8	1.0	0.0	0.0	0.0	0.0	4.8	0.0	0.3	0.0	0.0	0.0
				처리방법	매 립	2.1				0.8	1.0							0.3			
					소 각	0.0															
					재 활 용	4.8										4.8					
					해역배출	0.0															

(단위:톤/일)

지역구분		업종		발생량 및 처리현황		총계	가 연 성													
시도	시군구	대분류	중분류				소계	폐지류	폐목재류	폐합성고분자화합물				유기성오니류				동식물성잔재물	폐식용유	기타
										폐섬유류	폐합성 수지	폐합성 고무	폐피혁	폐수처리오니	공정오니	정수 처리오니	하수 처리오니			
부산	기장군	D		발생량		6.7	4.7	0.0	1.9	0.0	2.2	0.0	0.0	0.0	0.0	0.0	0.0	0.4	0.0	0.2
				처리방법	매 립	1.3	0.5											0.4		0.1
					소 각	0.8	0.8				0.7									0.1
					재 활 용	4.6	3.4		1.9		1.5									
					해역배출	0.0	0.0													
		E		발생량		21.4	20.5	0.0	1.2	0.0	17.0	0.4	0.0	0.0	0.0	0.0	0.0	0.1	0.0	1.8
				처리방법	매 립	2.8	1.9											0.1		1.8
					소 각	7.0	7.0				7.0									
					재 활 용	11.6	11.6		1.2		10.0	0.4								
					해역배출	0.0	0.0													
		F		발생량		0.0	0.0	0.0	0.0	0.0	0.0	0.0	0.0	0.0	0.0	0.0	0.0	0.0	0.0	0.0
				처리방법	매 립	0.0	0.0													
					소 각	0.0	0.0													
					재 활 용	0.0	0.0													
					해역배출	0.0	0.0													
		G		발생량		0.0	0.0	0.0	0.0	0.0	0.0	0.0	0.0	0.0	0.0	0.0	0.0	0.0	0.0	0.0
				처리방법	매 립	0.0	0.0													
					소 각	0.0	0.0													
					재 활 용	0.0	0.0													
					해역배출	0.0	0.0													
		H		발생량		0.3	0.3	0.0	0.0	0.0	0.0	0.0	0.0	0.0	0.0	0.0	0.0	0.0	0.0	0.3
				처리방법	매 립	0.1	0.1													0.1
					소 각	0.2	0.2													0.2
					재 활 용	0.0	0.0													
					해역배출	0.0	0.0													
		O		발생량		21.6	0.6	0.0	0.0	0.0	0.6	0.0	0.0	0.0	0.0	0.0	0.0	0.0	0.0	0.0
				처리방법	매 립	21.0	0.0													
					소 각	0.0	0.0													
					재 활 용	0.6	0.6				0.6									
					해역배출	0.0	0.0													
		R		발생량		0.5	0.5	0.0	0.0	0.0	0.0	0.0	0.0	0.0	0.0	0.0	0.0	0.5	0.0	0.0
				처리방법	매 립	0.1	0.1											0.1		
					소 각	0.2	0.2											0.2		
					재 활 용	0.2	0.2											0.2		
					해역배출	0.0	0.0													
대구	합계			발생량		2,521.4	1,298.5	0.3	21.6	11.0	153.6	31.3	0.0	528.6	220.8	68.1	175.3	24.9	0.0	63.0
				처리방법	매 립	793.4	179.8	0.0	0.0	0.0	6.3	2.2	0.0	73.9	54.8	0.0	7.3	3.5	0.0	31.8
					소 각	24.7	24.3	0.0	0.3	0.3	5.7	0.1	0.0	0.0	0.0	0.0	0.0	0.8	0.0	17.1
					재 활 용	1,579.7	983.9	0.3	21.3	10.7	141.6	29.0	0.0	346.0	164.2	68.1	168.0	20.6	0.0	14.1
					해역배출	123.6	110.5	0.0	0.0	0.0	0.0	0.0	0.0	108.7	1.8	0.0	0.0	0.0	0.0	0.0
	동구	소계		발생량		29.9	8.2	0.0	0.4	0.0	3.9	0.1	0.0	1.3	0.0	0.0	0.0	2.5	0.0	0.0
				처리방법	매 립	2.6	2.2	0.0	0.0	0.0	0.0	0.1	0.0	0.0	0.0	0.0	0.0	2.1	0.0	0.0
					소 각	0.3	0.3	0.0	0.0	0.0	0.3	0.0	0.0	0.0	0.0	0.0	0.0	0.0	0.0	0.0
					재 활 용	25.7	4.4	0.0	0.4	0.0	3.6	0.0	0.0	0.0	0.0	0.0	0.0	0.4	0.0	0.0
					해역배출	1.3	1.3	0.0	0.0	0.0	0.0	0.0	0.0	1.3	0.0	0.0	0.0	0.0	0.0	0.0
		C	10	발생량		2.9	2.9	0.0	0.0	0.0	0.0	0.0	0.0	0.8	0.0	0.0	0.0	2.1	0.0	0.0
				처리방법	매 립	2.1	2.1				0.0							2.1		
					소 각	0.0	0.0													
					재 활 용	0.0	0.0													
					해역배출	0.8	0.8							0.8						
		C	11	발생량		0.9	0.9	0.0	0.0	0.0	0.0	0.0	0.0	0.5	0.0	0.0	0.0	0.4	0.0	0.0
				처리방법	매 립	0.0	0.0													
					소 각	0.0	0.0													
					재 활 용	0.4	0.4											0.4		
					해역배출	0.5	0.5							0.5						

(단위:톤/일)

구분		업종		발생량 및 처리현황		불 연 성															
시도	시군구	대분류	중분류			소계	광재류	연소재	소각재	분진류	폐주물사 모래류	폐금속류	폐석회 석고류	폐촉매	폐흡착재폐흡수재	유리·도자기편류	무기성오니류				기타
																	폐수처리오니	공정오니	정수처리오니	하수처리오니	
부산	기장군	D		발 생 량		2.0	0.0	0.0	0.0	0.0	0.0	0.0	0.1	0.0	0.1	0.0	0.6	0.0	0.0	0.0	1.2
				처리방법	매 립	0.8							0.1		0.1		0.6				
					소 각	0.0															
					재 활 용	1.2															1.2
					해역배출	0.0															
		E		발 생 량		0.9	0.0	0.0	0.0	0.0	0.0	0.0	0.0	0.0	0.0	0.0	0.2	0.7	0.0	0.0	0.0
				처리방법	매 립	0.9											0.2	0.7			
					소 각	0.0															
					재 활 용	0.0															
					해역배출	0.0															
		F		발 생 량		0.0	0.0	0.0	0.0	0.0	0.0	0.0	0.0	0.0	0.0	0.0	0.0	0.0	0.0	0.0	0.0
				처리방법	매 립	0.0															
					소 각	0.0															
					재 활 용	0.0															
					해역배출	0.0															
		G		발 생 량		0.0	0.0	0.0	0.0	0.0	0.0	0.0	0.0	0.0	0.0	0.0	0.0	0.0	0.0	0.0	0.0
				처리방법	매 립	0.0															
					소 각	0.0															
					재 활 용	0.0															
					해역배출	0.0															
		H		발 생 량		0.0	0.0	0.0	0.0	0.0	0.0	0.0	0.0	0.0	0.0	0.0	0.0	0.0	0.0	0.0	0.0
				처리방법	매 립	0.0															
					소 각	0.0															
					재 활 용	0.0															
					해역배출	0.0															
		O		발 생 량		21.0	0.0	0.0	0.0	0.0	0.0	0.0	0.0	0.0	0.0	0.0	0.0	0.0	0.0	21.0	0.0
				처리방법	매 립	21.0														21.0	
					소 각	0.0															
					재 활 용	0.0															
					해역배출	0.0															
		R		발 생 량		0.0	0.0	0.0	0.0	0.0	0.0	0.0	0.0	0.0	0.0	0.0	0.0	0.0	0.0	0.0	0.0
				처리방법	매 립	0.0															
					소 각	0.0															
					재 활 용	0.0															
					해역배출	0.0															
대구	합계			발 생 량		1,222.9	49.8	173.7	127.2	38.1	286.0	0.7	12.9	0.0	10.3	2.0	115.1	2.1	13.1	0.8	391.1
				처리방법	매 립	613.6	7.5	1.6	112.8	19.9	54.5	0.7	0.6	0.0	0.9	0.3	84.0	2.1	1.8	0.8	326.1
					소 각	0.4	0.0	0.0	0.0	0.0	0.0	0.0	0.0	0.0	0.2	0.0	0.0	0.0	0.0	0.0	0.2
					재 활 용	595.8	42.3	172.1	14.4	18.2	231.5	0.0	12.3	0.0	9.2	1.7	18.5	0.0	11.3	0.0	64.3
					해역배출	13.1	0.0	0.0	0.0	0.0	0.0	0.0	0.0	0.0	0.0	0.0	12.6	0.0	0.0	0.0	0.5
	동구	소계		발 생 량		21.7	0.0	0.0	0.0	0.1	0.0	0.0	0.0	0.0	0.0	0.2	0.2	0.0	0.0	0.0	21.2
				처리방법	매 립	0.4	0.0	0.0	0.0	0.0	0.0	0.0	0.0	0.0	0.0	0.2	0.2	0.0	0.0	0.0	0.0
					소 각	0.0	0.0	0.0	0.0	0.0	0.0	0.0	0.0	0.0	0.0	0.0	0.0	0.0	0.0	0.0	0.0
					재 활 용	21.3	0.0	0.0	0.0	0.1	0.0	0.0	0.0	0.0	0.0	0.0	0.0	0.0	0.0	0.0	21.2
					해역배출	0.0	0.0	0.0	0.0	0.0	0.0	0.0	0.0	0.0	0.0	0.0	0.0	0.0	0.0	0.0	0.0
		C	10	발 생 량		0.0	0.0	0.0	0.0	0.0	0.0	0.0	0.0	0.0	0.0	0.0	0.0	0.0	0.0	0.0	0.0
				처리방법	매 립	0.0															
					소 각	0.0															
					재 활 용	0.0															
					해역배출	0.0															
		C	11	발 생 량		0.0	0.0	0.0	0.0	0.0	0.0	0.0	0.0	0.0	0.0	0.0	0.0	0.0	0.0	0.0	0.0
				처리방법	매 립	0.0				0.0											
					소 각	0.0															
					재 활 용	0.0															
					해역배출	0.0															

(단위:톤/일)

지역구분		업종		발생량 및 처리현황		총계	가 연 성														
시도	시군구	대분류	중분류				소계	폐지류	폐목재류	폐합성고분자화합물				유기성오니류				동식물성잔재물	폐식용유	기타
										폐섬유류	폐합성 수지	폐합성 고무	폐피혁	폐수처리오니	공정오니	정수 처리오니	하수 처리오니			
대구	동구	C	13	발 생 량		0.2	0.1	0.0	0.0	0.0	0.0	0.1	0.0	0.0	0.0	0.0	0.0	0.0	0.0	0.0
				처리방법	매 립	0.2	0.1					0.1		0.0						
					소 각	0.0	0.0													
					재 활 용	0.0	0.0													
					해역배출	0.0	0.0													
		C	16	발 생 량		0.3	0.3	0.0	0.0	0.0	0.3	0.0	0.0	0.0	0.0	0.0	0.0	0.0	0.0	0.0
				처리방법	매 립	0.0	0.0													
					소 각	0.0	0.0													
					재 활 용	0.3	0.3				0.3									
					해역배출	0.0	0.0													
		C	23	발 생 량		21.2	0.0	0.0	0.0	0.0	0.0	0.0	0.0	0.0	0.0	0.0	0.0	0.0	0.0	0.0
				처리방법	매 립	0.0	0.0													
					소 각	0.0	0.0													
					재 활 용	21.2	0.0													
					해역배출	0.0	0.0													
		C	24	발 생 량		1.7	1.5	0.0	0.0	0.0	1.5	0.0	0.0	0.0	0.0	0.0	0.0	0.0	0.0	0.0
				처리방법	매 립	0.1	0.0													
					소 각	0.0	0.0													
					재 활 용	1.6	1.5				1.5									
					해역배출	0.0	0.0													
		E		발 생 량		2.1	2.0	0.0	0.0	0.0	2.0	0.0	0.0	0.0	0.0	0.0	0.0	0.0	0.0	0.0
				처리방법	매 립	0.1	0.0													
					소 각	0.3	0.3				0.3									
					재 활 용	1.7	1.7				1.7									
					해역배출	0.0	0.0													
		O		발 생 량		0.6	0.5	0.0	0.4	0.0	0.1	0.0	0.0	0.0	0.0	0.0	0.0	0.0	0.0	0.0
				처리방법	매 립	0.1	0.0													
					소 각	0.0	0.0													
					재 활 용	0.5	0.5		0.4		0.1									
					해역배출	0.0	0.0													
	서구	소계		발 생 량		950.9	660.3	0.0	4.3	8.9	14.2	0.0	0.0	293.1	220.5	0.0	85.1	2.0	0.0	32.2
				처리방법	매 립	226.3	134.6	0.0	0.0	0.0	0.0	0.0	0.0	41.1	54.5	0.0	7.2	0.0	0.0	31.8
					소 각	1.1	1.1	0.0	0.0	0.1	1.0	0.0	0.0	0.0	0.0	0.0	0.0	0.0	0.0	0.0
					재 활 용	702.2	503.3	0.0	4.3	8.8	13.2	0.0	0.0	232.5	164.2	0.0	77.9	2.0	0.0	0.4
					해역배출	21.3	21.3	0.0	0.0	0.0	0.0	0.0	0.0	19.5	1.8	0.0	0.0	0.0	0.0	0.0
		C	10	발 생 량		10.2	10.2	0.0	0.0	0.0	0.6	0.0	0.0	5.9	1.8	0.0	0.0	1.4	0.0	0.5
				처리방법	매 립	0.2	0.2							0.1						0.1
					소 각	0.5	0.5				0.5									
					재 활 용	1.9	1.9				0.1							1.4		0.4
					해역배출	7.6	7.6							5.8	1.8					
		C	13	발 생 량		41.0	41.0	0.0	0.0	8.9	0.7	0.0	0.0	31.1	0.0	0.0	0.0	0.1	0.0	0.2
				처리방법	매 립	17.6	17.6							17.4						0.2
					소 각	0.1	0.1			0.1										
					재 활 용	9.6	9.6			8.8	0.7							0.1		
					해역배출	13.7	13.7							13.7						
		C	15	발 생 량		0.3	0.3	0.0	0.0	0.0	0.3	0.0	0.0	0.0	0.0	0.0	0.0	0.0	0.0	0.0
				처리방법	매 립	0.0	0.0													
					소 각	0.3	0.3				0.3									
					재 활 용	0.0	0.0													
					해역배출	0.0	0.0													
		C	20	발 생 량		0.1	0.1	0.0	0.0	0.0	0.0	0.0	0.0	0.1	0.0	0.0	0.0	0.0	0.0	0.0
				처리방법	매 립	0.1	0.1							0.1						
					소 각	0.0	0.0													
					재 활 용	0.0	0.0													
					해역배출	0.0	0.0													

(단위:톤/일)

구분		업종		발생량 및 처리현황		불 연 성															
시도	시군구	대분류	중분류			소계	광재류	연소재	소각재	분진류	폐주물사 모래류	폐금속류	폐석회 석고류	폐촉매	폐흡착재폐흡수재	유리·도자기편류	무기성오니류				기타
																	폐수처리오니	공정오니	정수처리오니	하수처리오니	
대구	동구	C	13	발 생 량		0.1	0.0	0.0	0.0	0.0	0.0	0.0	0.0	0.0	0.0	0.0	0.1	0.0	0.0	0.0	0.0
				처리방법	매 립	0.1											0.1				
					소 각	0.0															
					재 활 용	0.0															
					해역배출	0.0															
		C	16	발 생 량		0.0	0.0	0.0	0.0	0.0	0.0	0.0	0.0	0.0	0.0	0.0	0.0	0.0	0.0	0.0	0.0
				처리방법	매 립	0.0															
					소 각	0.0															
					재 활 용	0.0															
					해역배출	0.0															
		C	23	발 생 량		21.2	0.0	0.0	0.0	0.0	0.0	0.0	0.0	0.0	0.0	0.0	0.0	0.0	0.0	0.0	21.2
				처리방법	매 립	0.0															
					소 각	0.0															
					재 활 용	21.2															21.2
					해역배출	0.0															
		C	24	발 생 량		0.2	0.0	0.0	0.0	0.1	0.0	0.0	0.0	0.0	0.0	0.1	0.0	0.0	0.0	0.0	0.0
				처리방법	매 립	0.1										0.1					
					소 각	0.0															
					재 활 용	0.1				0.1											
					해역배출	0.0															
		E		발 생 량		0.1	0.0	0.0	0.0	0.0	0.0	0.0	0.0	0.0	0.0	0.1	0.0	0.0	0.0	0.0	0.0
				처리방법	매 립	0.1										0.1					
					소 각	0.0									0.0						
					재 활 용	0.0															
					해역배출	0.0															
		O		발 생 량		0.1	0.0	0.0	0.0	0.0	0.0	0.0	0.0	0.0	0.0	0.0	0.1	0.0	0.0	0.0	0.0
				처리방법	매 립	0.1											0.1				
					소 각	0.0															
					재 활 용	0.0															
					해역배출	0.0															
	서구	소계		발 생 량		290.6	0.5	173.7	25.4	4.3	11.0	0.0	0.0	0.0	0.1	0.0	48.3	0.5	1.8	0.0	25.0
				처리방법	매 립	91.7	0.0	1.6	11.0	3.4	0.0	0.0	0.0	0.0	0.1	0.0	48.3	0.5	1.8	0.0	25.0
					소 각	0.0	0.0	0.0	0.0	0.0	0.0	0.0	0.0	0.0	0.0	0.0	0.0	0.0	0.0	0.0	0.0
					재 활 용	198.9	0.5	172.1	14.4	0.9	11.0	0.0	0.0	0.0	0.0	0.0	0.0	0.0	0.0	0.0	0.0
					해역배출	0.0	0.0	0.0	0.0	0.0	0.0	0.0	0.0	0.0	0.0	0.0	0.0	0.0	0.0	0.0	0.0
		C	10	발 생 량		0.0	0.0	0.0	0.0	0.0	0.0	0.0	0.0	0.0	0.0	0.0	0.0	0.0	0.0	0.0	0.0
				처리방법	매 립	0.0															
					소 각	0.0															
					재 활 용	0.0															
					해역배출	0.0															
		C	13	발 생 량		0.0	0.0	0.0	0.0	0.0	0.0	0.0	0.0	0.0	0.0	0.0	0.0	0.0	0.0	0.0	0.0
				처리방법	매 립	0.0															
					소 각	0.0															
					재 활 용	0.0															
					해역배출	0.0															
		C	15	발 생 량		0.0	0.0	0.0	0.0	0.0	0.0	0.0	0.0	0.0	0.0	0.0	0.0	0.0	0.0	0.0	0.0
				처리방법	매 립	0.0															
					소 각	0.0															
					재 활 용	0.0															
					해역배출	0.0															
		C	20	발 생 량		0.0	0.0	0.0	0.0	0.0	0.0	0.0	0.0	0.0	0.0	0.0	0.0	0.0	0.0	0.0	0.0
				처리방법	매 립	0.0															
					소 각	0.0															
					재 활 용	0.0															
					해역배출	0.0															

(단위:톤/일)

지역구분		업종		발생량 및 처리현황		총계	가 연 성														
시도	시군구	대분류	중분류				소계	폐지류	폐목재류	폐합성고분자화합물				유기성오니류				동식물성잔재물	폐식용유	기타
										폐섬유류	폐합성 수지	폐합성 고무	폐피혁	폐수처리오니	공정오니	정수 처리오니	하수 처리오니			
대구	서구	C	22	발 생 량		0.1	0.1	0.0	0.0	0.0	0.1	0.0	0.0	0.0	0.0	0.0	0.0	0.0	0.0	0.0
				처리방법	매 립	0.0	0.0													
					소 각	0.0	0.0													
					재 활 용	0.1	0.1				0.1									
					해역배출	0.0	0.0													
		C	24	발 생 량		12.4	0.0	0.0	0.0	0.0	0.0	0.0	0.0	0.0	0.0	0.0	0.0	0.0	0.0	0.0
				처리방법	매 립	0.0	0.0													
					소 각	0.0	0.0													
					재 활 용	12.4	0.0													
					해역배출	0.0	0.0													
		C	25	발 생 량		1.4	0.5	0.0	0.0	0.0	0.2	0.0	0.0	0.0	0.0	0.0	0.0	0.0	0.0	0.3
				처리방법	매 립	1.2	0.3													0.3
					소 각	0.1	0.1				0.1									
					재 활 용	0.1	0.1				0.1									
					해역배출	0.0	0.0													
		C	29	발 생 량		0.3	0.3	0.0	0.0	0.0	0.0	0.0	0.0	0.0	0.0	0.0	0.0	0.0	0.0	0.3
				처리방법	매 립	0.3	0.3													0.3
					소 각	0.0	0.0													
					재 활 용	0.0	0.0													
					해역배출	0.0	0.0													
		D		발 생 량		234.6	30.3	0.0	0.0	0.0	0.1	0.0	0.0	0.0	0.0	0.0	0.0	0.0	0.0	30.2
				처리방법	매 립	48.0	30.2													30.2
					소 각	0.1	0.1				0.1									
					재 활 용	186.5	0.0													
					해역배출	0.0	0.0													
		E		발 생 량		649.3	576.3	0.0	4.3	0.0	12.2	0.0	0.0	256.0	218.7	0.0	85.1	0.0	0.0	0.0
				처리방법	매 립	158.2	85.2							23.5	54.5		7.2			
					소 각	0.0	0.0													
					재 활 용	491.1	491.1		4.3		12.2			232.5	164.2		77.9			
					해역배출	0.0	0.0													
		Q		발 생 량		1.2	1.2	0.0	0.0	0.0	0.0	0.0	0.0	0.0	0.0	0.0	0.0	0.5	0.0	0.7
				처리방법	매 립	0.7	0.7													0.7
					소 각	0.0	0.0													
					재 활 용	0.5	0.5											0.5		
					해역배출	0.0	0.0													
	북구	소계		발 생 량		249.8	143.8	0.3	0.2	0.5	4.7	0.3	0.0	20.7	0.0	0.0	83.7	2.6	0.0	30.8
				처리방법	매 립	57.3	4.3	0.0	0.0	0.0	0.5	0.0	0.0	3.7	0.0	0.0	0.0	0.1	0.0	0.0
					소 각	17.9	17.9	0.0	0.2	0.0	0.6	0.0	0.0	0.0	0.0	0.0	0.0	0.0	0.0	17.1
					재 활 용	157.6	104.6	0.3	0.0	0.5	3.6	0.3	0.0	0.0	0.0	0.0	83.7	2.5	0.0	13.7
					해역배출	17.0	17.0	0.0	0.0	0.0	0.0	0.0	0.0	17.0	0.0	0.0	0.0	0.0	0.0	0.0
		C	10	발 생 량		7.5	7.5	0.0	0.0	0.0	0.0	0.0	0.0	5.0	0.0	0.0	0.0	2.5	0.0	0.0
				처리방법	매 립	0.1	0.1	0.0	0.0	0.0	0.0	0.0	0.0	0.0	0.0	0.0	0.0	0.1	0.0	0.0
					소 각	0.0	0.0	0.0	0.0	0.0	0.0	0.0	0.0	0.0	0.0	0.0	0.0	0.0	0.0	0.0
					재 활 용	2.4	2.4	0.0	0.0	0.0	0.0	0.0	0.0	0.0	0.0	0.0	0.0	2.4	0.0	0.0
					해역배출	5.0	5.0	0.0	0.0	0.0	0.0	0.0	0.0	5.0	0.0	0.0	0.0	0.0	0.0	0.0
		C	13	발 생 량		6.1	5.2	0.0	0.0	0.5	0.3	0.0	0.0	4.4	0.0	0.0	0.0	0.0	0.0	0.0
				처리방법	매 립	4.4	3.5	0.0	0.0	0.0	0.0	0.0	0.0	3.5	0.0	0.0	0.0	0.0	0.0	0.0
					소 각	0.0	0.0	0.0	0.0	0.0	0.0	0.0	0.0	0.0	0.0	0.0	0.0	0.0	0.0	0.0
					재 활 용	0.8	0.8	0.0	0.0	0.5	0.3	0.0	0.0	0.0	0.0	0.0	0.0	0.0	0.0	0.0
					해역배출	0.9	0.9	0.0	0.0	0.0	0.0	0.0	0.0	0.9	0.0	0.0	0.0	0.0	0.0	0.0
		C	17	발 생 량		12.2	12.1	0.3	0.0	0.0	0.7	0.0	0.0	11.1	0.0	0.0	0.0	0.0	0.0	0.0
				처리방법	매 립	0.1	0.0	0.0	0.0	0.0	0.0	0.0	0.0	0.0	0.0	0.0	0.0	0.0	0.0	0.0
					소 각	0.0	0.0	0.0	0.0	0.0	0.0	0.0	0.0	0.0	0.0	0.0	0.0	0.0	0.0	0.0
					재 활 용	1.0	1.0	0.3	0.0	0.0	0.7	0.0	0.0	0.0	0.0	0.0	0.0	0.0	0.0	0.0
					해역배출	11.1	11.1	0.0	0.0	0.0	0.0	0.0	0.0	11.1	0.0	0.0	0.0	0.0	0.0	0.0

(단위:톤/일)

구분		업종		발생량 및 처리현황	불 연 성															
시도	시군구	대분류	중분류		소계	광재류	연소재	소각재	분진류	폐주물사 모래류	폐금속류	폐석회 석고류	폐촉매	폐흡착재폐흡수재	유리·도자기편류	무기성오니류				기타
																폐수처리오니	공정오니	정수처리오니	하수처리오니	
대구	서구	C	22	발 생 량	0.0	0.0	0.0	0.0	0.0	0.0	0.0	0.0	0.0	0.0	0.0	0.0	0.0	0.0	0.0	0.0
				처리방법 매 립	0.0															
				처리방법 소 각	0.0															
				처리방법 재 활 용	0.0															
				처리방법 해역배출	0.0															
		C	24	발 생 량	12.4	0.5	0.0	0.0	0.9	11.0	0.0	0.0	0.0	0.0	0.0	0.0	0.0	0.0	0.0	0.0
				처리방법 매 립	0.0															
				처리방법 소 각	0.0															
				처리방법 재 활 용	12.4	0.5			0.9	11.0										
				처리방법 해역배출	0.0															
		C	25	발 생 량	0.9	0.0	0.0	0.0	0.0	0.0	0.0	0.0	0.0	0.0	0.0	0.9	0.0	0.0	0.0	0.0
				처리방법 매 립	0.9											0.9				
				처리방법 소 각	0.0															
				처리방법 재 활 용	0.0															
				처리방법 해역배출	0.0															
		C	29	발 생 량	0.0	0.0	0.0	0.0	0.0	0.0	0.0	0.0	0.0	0.0	0.0	0.0	0.0	0.0	0.0	0.0
				처리방법 매 립	0.0															
				처리방법 소 각	0.0															
				처리방법 재 활 용	0.0															
				처리방법 해역배출	0.0															
		D		발 생 량	204.3	0.0	173.7	25.4	3.4	0.0	0.0	0.0	0.0	0.0	0.0	0.0	0.0	1.8	0.0	0.0
				처리방법 매 립	17.8		1.6	11.0	3.4									1.8		
				처리방법 소 각	0.0															
				처리방법 재 활 용	186.5		172.1	14.4												
				처리방법 해역배출	0.0															
		E		발 생 량	73.0	0.0	0.0	0.0	0.0	0.0	0.0	0.0	0.0	0.1	0.0	47.4	0.5	0.0	0.0	25.0
				처리방법 매 립	73.0									0.1		47.4	0.5			25.0
				처리방법 소 각	0.0															
				처리방법 재 활 용	0.0															
				처리방법 해역배출	0.0															
		Q		발 생 량	0.0	0.0	0.0	0.0	0.0	0.0	0.0	0.0	0.0	0.0	0.0	0.0	0.0	0.0	0.0	0.0
				처리방법 매 립	0.0															
				처리방법 소 각	0.0															
				처리방법 재 활 용	0.0															
				처리방법 해역배출	0.0															
	북구	소계		발 생 량	106.0	0.7	0.0	0.0	0.8	21.5	0.0	0.0	0.0	0.3	0.1	4.0	0.1	0.0	0.0	78.5
				처리방법 매 립	53.0	0.2	0.0	0.0	0.2	0.7	0.0	0.0	0.0	0.3	0.1	2.7	0.1	0.0	0.0	48.7
				처리방법 소 각	0.0	0.0	0.0	0.0	0.0	0.0	0.0	0.0	0.0	0.0	0.0	0.0	0.0	0.0	0.0	0.0
				처리방법 재 활 용	53.0	0.5	0.0	0.0	0.6	20.8	0.0	0.0	0.0	0.0	0.0	1.3	0.0	0.0	0.0	29.8
				처리방법 해역배출	0.0	0.0	0.0	0.0	0.0	0.0	0.0	0.0	0.0	0.0	0.0	0.0	0.0	0.0	0.0	0.0
		C	10	발 생 량	0.0	0.0	0.0	0.0	0.0	0.0	0.0	0.0	0.0	0.0	0.0	0.0	0.0	0.0	0.0	0.0
				처리방법 매 립	0.0	0.0	0.0	0.0	0.0	0.0	0.0	0.0	0.0	0.0	0.0	0.0	0.0	0.0	0.0	0.0
				처리방법 소 각	0.0	0.0	0.0	0.0	0.0	0.0	0.0	0.0	0.0	0.0	0.0	0.0	0.0	0.0	0.0	0.0
				처리방법 재 활 용	0.0	0.0	0.0	0.0	0.0	0.0	0.0	0.0	0.0	0.0	0.0	0.0	0.0	0.0	0.0	0.0
				처리방법 해역배출	0.0	0.0	0.0	0.0	0.0	0.0	0.0	0.0	0.0	0.0	0.0	0.0	0.0	0.0	0.0	0.0
		C	13	발 생 량	0.9	0.0	0.0	0.0	0.0	0.0	0.0	0.0	0.0	0.0	0.0	0.9	0.0	0.0	0.0	0.0
				처리방법 매 립	0.9	0.0	0.0	0.0	0.0	0.0	0.0	0.0	0.0	0.0	0.0	0.9	0.0	0.0	0.0	0.0
				처리방법 소 각	0.0	0.0	0.0	0.0	0.0	0.0	0.0	0.0	0.0	0.0	0.0	0.0	0.0	0.0	0.0	0.0
				처리방법 재 활 용	0.0	0.0	0.0	0.0	0.0	0.0	0.0	0.0	0.0	0.0	0.0	0.0	0.0	0.0	0.0	0.0
				처리방법 해역배출	0.0	0.0	0.0	0.0	0.0	0.0	0.0	0.0	0.0	0.0	0.0	0.0	0.0	0.0	0.0	0.0
		C	17	발 생 량	0.1	0.0	0.0	0.0	0.0	0.0	0.0	0.0	0.0	0.1	0.0	0.0	0.0	0.0	0.0	0.0
				처리방법 매 립	0.1	0.0	0.0	0.0	0.0	0.0	0.0	0.0	0.0	0.1	0.0	0.0	0.0	0.0	0.0	0.0
				처리방법 소 각	0.0	0.0	0.0	0.0	0.0	0.0	0.0	0.0	0.0	0.0	0.0	0.0	0.0	0.0	0.0	0.0
				처리방법 재 활 용	0.0	0.0	0.0	0.0	0.0	0.0	0.0	0.0	0.0	0.0	0.0	0.0	0.0	0.0	0.0	0.0
				처리방법 해역배출	0.0	0.0	0.0	0.0	0.0	0.0	0.0	0.0	0.0	0.0	0.0	0.0	0.0	0.0	0.0	0.0

(단위:톤/일)

지역구분		업종		발생량 및 처리현황		총계	가 연 성													
시도	시군구	대분류	중분류				소계	폐지류	폐목재류	폐합성고분자화합물				유기성오니류				동식물성잔재물	폐식용유	기타
										폐섬유류	폐합성 수지	폐합성 고무	폐피혁	폐수처리오니	공정오니	정수 처리오니	하수 처리오니			
대구	북구	C	22	발생량		18.7	0.2	0.0	0.0	0.0	0.1	0.0	0.0	0.1	0.0	0.0	0.0	0.0	0.0	0.0
				처리방법	매 립	0.1	0.1	0.0	0.0	0.0	0.0	0.0	0.0	0.1	0.0	0.0	0.0	0.0	0.0	0.0
					소 각	0.0	0.0	0.0	0.0	0.0	0.0	0.0	0.0	0.0	0.0	0.0	0.0	0.0	0.0	0.0
					재 활 용	18.6	0.1	0.0	0.0	0.0	0.1	0.0	0.0	0.0	0.0	0.0	0.0	0.0	0.0	0.0
					해역배출	0.0	0.0	0.0	0.0	0.0	0.0	0.0	0.0	0.0	0.0	0.0	0.0	0.0	0.0	0.0
		C	23	발생량		11.3	0.0	0.0	0.0	0.0	0.0	0.0	0.0	0.0	0.0	0.0	0.0	0.0	0.0	0.0
				처리방법	매 립	0.0	0.0	0.0	0.0	0.0	0.0	0.0	0.0	0.0	0.0	0.0	0.0	0.0	0.0	0.0
					소 각	0.0	0.0	0.0	0.0	0.0	0.0	0.0	0.0	0.0	0.0	0.0	0.0	0.0	0.0	0.0
					재 활 용	11.3	0.0	0.0	0.0	0.0	0.0	0.0	0.0	0.0	0.0	0.0	0.0	0.0	0.0	0.0
					해역배출	0.0	0.0	0.0	0.0	0.0	0.0	0.0	0.0	0.0	0.0	0.0	0.0	0.0	0.0	0.0
		C	24	발생량		16.6	0.0	0.0	0.0	0.0	0.0	0.0	0.0	0.0	0.0	0.0	0.0	0.0	0.0	0.0
				처리방법	매 립	0.0	0.0	0.0	0.0	0.0	0.0	0.0	0.0	0.0	0.0	0.0	0.0	0.0	0.0	0.0
					소 각	0.0	0.0	0.0	0.0	0.0	0.0	0.0	0.0	0.0	0.0	0.0	0.0	0.0	0.0	0.0
					재 활 용	16.6	0.0	0.0	0.0	0.0	0.0	0.0	0.0	0.0	0.0	0.0	0.0	0.0	0.0	0.0
					해역배출	0.0	0.0	0.0	0.0	0.0	0.0	0.0	0.0	0.0	0.0	0.0	0.0	0.0	0.0	0.0
		C	25	발생량		2.9	0.3	0.0	0.0	0.0	0.0	0.3	0.0	0.0	0.0	0.0	0.0	0.0	0.0	0.0
				처리방법	매 립	2.0	0.0	0.0	0.0	0.0	0.0	0.0	0.0	0.0	0.0	0.0	0.0	0.0	0.0	0.0
					소 각	0.0	0.0	0.0	0.0	0.0	0.0	0.0	0.0	0.0	0.0	0.0	0.0	0.0	0.0	0.0
					재 활 용	0.9	0.3	0.0	0.0	0.0	0.0	0.3	0.0	0.0	0.0	0.0	0.0	0.0	0.0	0.0
					해역배출	0.0	0.0	0.0	0.0	0.0	0.0	0.0	0.0	0.0	0.0	0.0	0.0	0.0	0.0	0.0
		C	26	발생량		1.1	0.3	0.0	0.0	0.0	0.3	0.0	0.0	0.0	0.0	0.0	0.0	0.0	0.0	0.0
				처리방법	매 립	0.8	0.0	0.0	0.0	0.0	0.0	0.0	0.0	0.0	0.0	0.0	0.0	0.0	0.0	0.0
					소 각	0.0	0.0	0.0	0.0	0.0	0.0	0.0	0.0	0.0	0.0	0.0	0.0	0.0	0.0	0.0
					재 활 용	0.3	0.3	0.0	0.0	0.0	0.3	0.0	0.0	0.0	0.0	0.0	0.0	0.0	0.0	0.0
					해역배출	0.0	0.0	0.0	0.0	0.0	0.0	0.0	0.0	0.0	0.0	0.0	0.0	0.0	0.0	0.0
		C	29	발생량		1.3	0.0	0.0	0.0	0.0	0.0	0.0	0.0	0.0	0.0	0.0	0.0	0.0	0.0	0.0
				처리방법	매 립	0.0	0.0	0.0	0.0	0.0	0.0	0.0	0.0	0.0	0.0	0.0	0.0	0.0	0.0	0.0
					소 각	0.0	0.0	0.0	0.0	0.0	0.0	0.0	0.0	0.0	0.0	0.0	0.0	0.0	0.0	0.0
					재 활 용	1.3	0.0	0.0	0.0	0.0	0.0	0.0	0.0	0.0	0.0	0.0	0.0	0.0	0.0	0.0
					해역배출	0.0	0.0	0.0	0.0	0.0	0.0	0.0	0.0	0.0	0.0	0.0	0.0	0.0	0.0	0.0
		C	30	발생량		7.6	3.4	0.0	0.0	0.0	3.3	0.0	0.0	0.0	0.0	0.0	0.0	0.1	0.0	0.0
				처리방법	매 립	0.7	0.5	0.0	0.0	0.0	0.5	0.0	0.0	0.0	0.0	0.0	0.0	0.0	0.0	0.0
					소 각	0.6	0.6	0.0	0.0	0.0	0.6	0.0	0.0	0.0	0.0	0.0	0.0	0.0	0.0	0.0
					재 활 용	6.3	2.3	0.0	0.0	0.0	2.2	0.0	0.0	0.0	0.0	0.0	0.0	0.1	0.0	0.0
					해역배출	0.0	0.0	0.0	0.0	0.0	0.0	0.0	0.0	0.0	0.0	0.0	0.0	0.0	0.0	0.0
		C	32	발생량		0.2	0.2	0.0	0.2	0.0	0.0	0.0	0.0	0.0	0.0	0.0	0.0	0.0	0.0	0.0
				처리방법	매 립	0.0	0.0	0.0	0.0	0.0	0.0	0.0	0.0	0.0	0.0	0.0	0.0	0.0	0.0	0.0
					소 각	0.2	0.2	0.0	0.2	0.0	0.0	0.0	0.0	0.0	0.0	0.0	0.0	0.0	0.0	0.0
					재 활 용	0.0	0.0	0.0	0.0	0.0	0.0	0.0	0.0	0.0	0.0	0.0	0.0	0.0	0.0	0.0
					해역배출	0.0	0.0	0.0	0.0	0.0	0.0	0.0	0.0	0.0	0.0	0.0	0.0	0.0	0.0	0.0
		C	33	발생량		0.8	0.0	0.0	0.0	0.0	0.0	0.0	0.0	0.0	0.0	0.0	0.0	0.0	0.0	0.0
				처리방법	매 립	0.1	0.0	0.0	0.0	0.0	0.0	0.0	0.0	0.0	0.0	0.0	0.0	0.0	0.0	0.0
					소 각	0.0	0.0	0.0	0.0	0.0	0.0	0.0	0.0	0.0	0.0	0.0	0.0	0.0	0.0	0.0
					재 활 용	0.7	0.0	0.0	0.0	0.0	0.0	0.0	0.0	0.0	0.0	0.0	0.0	0.0	0.0	0.0
					해역배출	0.0	0.0	0.0	0.0	0.0	0.0	0.0	0.0	0.0	0.0	0.0	0.0	0.0	0.0	0.0
		E		발생량		79.5	30.8	0.0	0.0	0.0	0.0	0.0	0.0	0.0	0.0	0.0	0.0	0.0	0.0	30.8
				처리방법	매 립	48.7	0.0	0.0	0.0	0.0	0.0	0.0	0.0	0.0	0.0	0.0	0.0	0.0	0.0	0.0
					소 각	17.1	17.1	0.0	0.0	0.0	0.0	0.0	0.0	0.0	0.0	0.0	0.0	0.0	0.0	17.1
					재 활 용	13.7	13.7	0.0	0.0	0.0	0.0	0.0	0.0	0.0	0.0	0.0	0.0	0.0	0.0	13.7
					해역배출	0.0	0.0	0.0	0.0	0.0	0.0	0.0	0.0	0.0	0.0	0.0	0.0	0.0	0.0	0.0
		G		발생량		0.1	0.1	0.0	0.0	0.0	0.0	0.0	0.0	0.1	0.0	0.0	0.0	0.0	0.0	0.0
				처리방법	매 립	0.1	0.1	0.0	0.0	0.0	0.0	0.0	0.0	0.1	0.0	0.0	0.0	0.0	0.0	0.0
					소 각	0.0	0.0	0.0	0.0	0.0	0.0	0.0	0.0	0.0	0.0	0.0	0.0	0.0	0.0	0.0
					재 활 용	0.0	0.0	0.0	0.0	0.0	0.0	0.0	0.0	0.0	0.0	0.0	0.0	0.0	0.0	0.0
					해역배출	0.0	0.0	0.0	0.0	0.0	0.0	0.0	0.0	0.0	0.0	0.0	0.0	0.0	0.0	0.0

(단위:톤/일)

구분		업종		발생량 및 처리현황		불 연 성															
시도	시군구	대분류	중분류			소계	광재류	연소재	소각재	분진류	폐주물사 모래류	폐금속류	폐석회 석고류	폐촉매	폐흡착재폐흡수재	유리·도자기편류	무기성오니류				기타
																	폐수처리오니	공정오니	정수처리오니	하수처리오니	
대구	북구	C	22	발 생 량		18.5	0.0	0.0	0.0	0.0	0.0	0.0	0.0	0.0	0.0	0.0	0.0	0.0	0.0	0.0	18.5
				처리방법	매 립	0.0	0.0	0.0	0.0	0.0	0.0	0.0	0.0	0.0	0.0	0.0	0.0	0.0	0.0		0.0
					소 각	0.0	0.0	0.0	0.0	0.0	0.0	0.0	0.0	0.0	0.0	0.0	0.0	0.0	0.0	0.0	0.0
					재 활 용	18.5	0.0	0.0	0.0	0.0	0.0	0.0	0.0	0.0	0.0	0.0	0.0	0.0	0.0	0.0	18.5
					해역배출	0.0	0.0	0.0	0.0	0.0	0.0	0.0	0.0	0.0	0.0	0.0	0.0	0.0	0.0	0.0	0.0
		C	23	발 생 량		11.3	0.0	0.0	0.0	0.0	0.0	0.0	0.0	0.0	0.0	0.0	0.0	0.0	0.0	0.0	11.3
				처리방법	매 립	0.0	0.0	0.0	0.0	0.0	0.0	0.0	0.0	0.0	0.0	0.0	0.0	0.0	0.0	0.0	0.0
					소 각	0.0	0.0	0.0	0.0	0.0	0.0	0.0	0.0	0.0	0.0	0.0	0.0	0.0	0.0	0.0	0.0
					재 활 용	11.3	0.0	0.0	0.0	0.0	0.0	0.0	0.0	0.0	0.0	0.0	0.0	0.0	0.0	0.0	11.3
					해역배출	0.0	0.0	0.0	0.0	0.0	0.0	0.0	0.0	0.0	0.0	0.0	0.0	0.0	0.0	0.0	0.0
		C	24	발 생 량		16.6	0.1	0.0	0.0	0.1	16.4	0.0	0.0	0.0	0.0	0.0	0.0	0.0	0.0	0.0	0.0
				처리방법	매 립	0.0	0.0	0.0	0.0	0.0	0.0	0.0	0.0	0.0	0.0	0.0	0.0	0.0	0.0	0.0	0.0
					소 각	0.0	0.0	0.0	0.0	0.0	0.0	0.0	0.0	0.0	0.0	0.0	0.0	0.0	0.0	0.0	0.0
					재 활 용	16.6	0.1	0.0	0.0	0.1	16.4	0.0	0.0	0.0	0.0	0.0	0.0	0.0	0.0	0.0	0.0
					해역배출	0.0	0.0	0.0	0.0	0.0	0.0	0.0	0.0	0.0	0.0	0.0	0.0	0.0	0.0	0.0	0.0
		C	25	발 생 량		2.6	0.1	0.0	0.0	0.2	0.7	0.0	0.0	0.0	0.0	0.0	1.6	0.0	0.0	0.0	0.0
				처리방법	매 립	2.0	0.1	0.0	0.0	0.2	0.7	0.0	0.0	0.0	0.0	0.0	1.0	0.0	0.0	0.0	0.0
					소 각	0.0	0.0	0.0	0.0	0.0	0.0	0.0	0.0	0.0	0.0	0.0	0.0	0.0	0.0	0.0	0.0
					재 활 용	0.6	0.0	0.0	0.0	0.0	0.0	0.0	0.0	0.0	0.0	0.0	0.6	0.0	0.0	0.0	0.0
					해역배출	0.0	0.0	0.0	0.0	0.0	0.0	0.0	0.0	0.0	0.0	0.0	0.0	0.0	0.0	0.0	0.0
		C	26	발 생 량		0.8	0.0	0.0	0.0	0.0	0.0	0.0	0.0	0.0	0.0	0.1	0.6	0.1	0.0	0.0	0.0
				처리방법	매 립	0.8	0.0	0.0	0.0	0.0	0.0	0.0	0.0	0.0	0.0	0.1	0.6	0.1	0.0	0.0	0.0
					소 각	0.0	0.0	0.0	0.0	0.0	0.0	0.0	0.0	0.0	0.0	0.0	0.0	0.0	0.0	0.0	0.0
					재 활 용	0.0	0.0	0.0	0.0	0.0	0.0	0.0	0.0	0.0	0.0	0.0	0.0	0.0	0.0	0.0	0.0
					해역배출	0.0	0.0	0.0	0.0	0.0	0.0	0.0	0.0	0.0	0.0	0.0	0.0	0.0	0.0	0.0	0.0
		C	29	발 생 량		1.3	0.0	0.0	0.0	0.0	1.3	0.0	0.0	0.0	0.0	0.0	0.0	0.0	0.0	0.0	0.0
				처리방법	매 립	0.0	0.0	0.0	0.0	0.0	0.0	0.0	0.0	0.0	0.0	0.0	0.0	0.0	0.0	0.0	0.0
					소 각	0.0	0.0	0.0	0.0	0.0	0.0	0.0	0.0	0.0	0.0	0.0	0.0	0.0	0.0	0.0	0.0
					재 활 용	1.3	0.0	0.0	0.0	0.0	1.3	0.0	0.0	0.0	0.0	0.0	0.0	0.0	0.0	0.0	0.0
					해역배출	0.0	0.0	0.0	0.0	0.0	0.0	0.0	0.0	0.0	0.0	0.0	0.0	0.0	0.0	0.0	0.0
		C	30	발 생 량		4.2	0.4	0.0	0.0	0.5	3.1	0.0	0.0	0.0	0.0	0.0	0.2	0.0	0.0	0.0	0.0
				처리방법	매 립	0.2	0.0	0.0	0.0	0.0	0.0	0.0	0.0	0.0	0.0	0.0	0.2	0.0	0.0	0.0	0.0
					소 각	0.0	0.0	0.0	0.0	0.0	0.0	0.0	0.0	0.0	0.0	0.0	0.0	0.0	0.0	0.0	0.0
					재 활 용	4.0	0.4	0.0	0.0	0.5	3.1	0.0	0.0	0.0	0.0	0.0	0.0	0.0	0.0	0.0	0.0
					해역배출	0.0	0.0	0.0	0.0	0.0	0.0	0.0	0.0	0.0	0.0	0.0	0.0	0.0	0.0	0.0	0.0
		C	32	발 생 량		0.0	0.0	0.0	0.0	0.0	0.0	0.0	0.0	0.0	0.0	0.0	0.0	0.0	0.0	0.0	0.0
				처리방법	매 립	0.0	0.0	0.0	0.0	0.0	0.0	0.0	0.0	0.0	0.0	0.0	0.0	0.0	0.0	0.0	0.0
					소 각	0.0	0.0	0.0	0.0	0.0	0.0	0.0	0.0	0.0	0.0	0.0	0.0	0.0	0.0	0.0	0.0
					재 활 용	0.0	0.0	0.0	0.0	0.0	0.0	0.0	0.0	0.0	0.0	0.0	0.0	0.0	0.0	0.0	0.0
					해역배출	0.0	0.0	0.0	0.0	0.0	0.0	0.0	0.0	0.0	0.0	0.0	0.0	0.0	0.0	0.0	0.0
		C	33	발 생 량		0.8	0.1	0.0	0.0	0.0	0.0	0.0	0.0	0.0	0.0	0.0	0.7	0.0	0.0	0.0	0.0
				처리방법	매 립	0.1	0.1	0.0	0.0	0.0	0.0	0.0	0.0	0.0	0.0	0.0	0.0	0.0	0.0	0.0	0.0
					소 각	0.0	0.0	0.0	0.0	0.0	0.0	0.0	0.0	0.0	0.0	0.0	0.0	0.0	0.0	0.0	0.0
					재 활 용	0.7	0.0	0.0	0.0	0.0	0.0	0.0	0.0	0.0	0.0	0.0	0.7	0.0	0.0	0.0	0.0
					해역배출	0.0	0.0	0.0	0.0	0.0	0.0	0.0	0.0	0.0	0.0	0.0	0.0	0.0	0.0	0.0	0.0
		E		발 생 량		48.7	0.0	0.0	0.0	0.0	0.0	0.0	0.0	0.0	0.0	0.0	0.0	0.0	0.0	0.0	48.7
				처리방법	매 립	48.7	0.0	0.0	0.0	0.0	0.0	0.0	0.0	0.0	0.0	0.0	0.0	0.0	0.0	0.0	48.7
					소 각	0.0	0.0	0.0	0.0	0.0	0.0	0.0	0.0	0.0	0.0	0.0	0.0	0.0	0.0	0.0	0.0
					재 활 용	0.0	0.0	0.0	0.0	0.0	0.0	0.0	0.0	0.0	0.0	0.0	0.0	0.0	0.0	0.0	0.0
					해역배출	0.0	0.0	0.0	0.0	0.0	0.0	0.0	0.0	0.0	0.0	0.0	0.0	0.0	0.0	0.0	0.0
		G		발 생 량		0.0	0.0	0.0	0.0	0.0	0.0	0.0	0.0	0.0	0.0	0.0	0.0	0.0	0.0	0.0	0.0
				처리방법	매 립	0.0	0.0	0.0	0.0	0.0	0.0	0.0	0.0	0.0	0.0	0.0	0.0	0.0	0.0	0.0	0.0
					소 각	0.0	0.0	0.0	0.0	0.0	0.0	0.0	0.0	0.0	0.0	0.0	0.0	0.0	0.0	0.0	0.0
					재 활 용	0.0	0.0	0.0	0.0	0.0	0.0	0.0	0.0	0.0	0.0	0.0	0.0	0.0	0.0	0.0	0.0
					해역배출	0.0	0.0	0.0	0.0	0.0	0.0	0.0	0.0	0.0	0.0	0.0	0.0	0.0	0.0	0.0	0.0

(단위:톤/일)

지역구분		업종		발생량 및 처리현황		총계	가 연 성													
시도	시군구	대분류	중분류				소계	폐지류	폐목재류	폐합성고분자화합물				유기성오니류				동식물성잔재물	폐식용유	기타
										폐섬유류	폐합성 수지	폐합성 고무	폐피혁	폐수처리오니	공정오니	정수 처리오니	하수 처리오니			
대구	북구	N		발생량		83.9	83.7	0.0	0.0	0.0	0.0	0.0	0.0	0.0	0.0	0.0	83.7	0.0	0.0	0.0
				처리방법	매 립	0.2	0.0	0.0	0.0	0.0	0.0	0.0	0.0	0.0	0.0	0.0	0.0	0.0	0.0	0.0
					소 각	0.0	0.0	0.0	0.0	0.0	0.0	0.0	0.0	0.0	0.0	0.0	0.0	0.0	0.0	0.0
					재 활 용	83.7	83.7	0.0	0.0	0.0	0.0	0.0	0.0	0.0	0.0	0.0	83.7	0.0	0.0	0.0
					해역배출	0.0	0.0	0.0	0.0	0.0	0.0	0.0	0.0	0.0	0.0	0.0	0.0	0.0	0.0	0.0
	수성구	소계		발생량		12.8	0.0	0.0	0.0	0.0	0.0	0.0	0.0	0.0	0.0	0.0	0.0	0.0	0.0	0.0
				처리방법	매 립	1.5	0.0													
					소 각	0.0	0.0													
					재 활 용	11.3	0.0													
					해역배출	0.0	0.0													
		C	10	발생량		12.8	0.0	0.0	0.0	0.0	0.0	0.0	0.0	0.0	0.0	0.0	0.0	0.0	0.0	0.0
				처리방법	매 립	1.5	0.0													
					소 각	0.0	0.0													
					재 활 용	11.3	0.0													
					해역배출	0.0	0.0													
	달서구	소계		발생량		452.1	96.7	0.0	1.4	0.8	19.4	6.4	0.0	60.2	0.3	0.0	0.1	8.1	0.0	0.0
				처리방법	매 립	350.8	26.9	0.0	0.0	0.0	2.8	2.1	0.0	20.3	0.3	0.0	0.1	1.3	0.0	0.0
					소 각	1.5	1.1	0.0	0.0	0.0	1.1	0.0	0.0	0.0	0.0	0.0	0.0	0.0	0.0	0.0
					재 활 용	87.0	56.4	0.0	1.4	0.8	15.5	4.3	0.0	27.6	0.0	0.0	0.0	6.8	0.0	0.0
					해역배출	12.8	12.3	0.0	0.0	0.0	0.0	0.0	0.0	12.3	0.0	0.0	0.0	0.0	0.0	0.0
		C	10	발생량		7.4	7.4	0.0	0.0	0.0	0.3	0.0	0.0	1.5	0.0	0.0	0.0	5.6	0.0	0.0
				처리방법	매 립	0.8	0.8	0.0	0.0	0.0	0.0	0.0	0.0	0.2	0.0	0.0	0.0	0.6	0.0	0.0
					소 각	0.0	0.0	0.0	0.0	0.0	0.0	0.0	0.0	0.0	0.0	0.0	0.0	0.0	0.0	0.0
					재 활 용	5.3	5.3	0.0	0.0	0.0	0.3	0.0	0.0	0.0	0.0	0.0	0.0	5.0	0.0	0.0
					해역배출	1.3	1.3	0.0	0.0	0.0	0.0	0.0	0.0	1.3	0.0	0.0	0.0	0.0	0.0	0.0
		C	11	발생량		5.3	4.5	0.0	0.0	0.0	3.4	0.0	0.0	1.1	0.0	0.0	0.0	0.0	0.0	0.0
				처리방법	매 립	0.1	0.0	0.0	0.0	0.0	0.0	0.0	0.0	0.0	0.0	0.0	0.0	0.0	0.0	0.0
					소 각	0.0	0.0	0.0	0.0	0.0	0.0	0.0	0.0	0.0	0.0	0.0	0.0	0.0	0.0	0.0
					재 활 용	3.6	3.4	0.0	0.0	0.0	3.4	0.0	0.0	0.0	0.0	0.0	0.0	0.0	0.0	0.0
					해역배출	1.6	1.1	0.0	0.0	0.0	0.0	0.0	0.0	1.1	0.0	0.0	0.0	0.0	0.0	0.0
		C	13	발생량		8.9	4.1	0.0	0.0	0.4	0.0	0.0	0.0	3.7	0.0	0.0	0.0	0.0	0.0	0.0
				처리방법	매 립	8.2	3.4	0.0	0.0	0.0	0.0	0.0	0.0	3.4	0.0	0.0	0.0	0.0	0.0	0.0
					소 각	0.0	0.0	0.0	0.0	0.0	0.0	0.0	0.0	0.0	0.0	0.0	0.0	0.0	0.0	0.0
					재 활 용	0.4	0.4	0.0	0.0	0.4	0.0	0.0	0.0	0.0	0.0	0.0	0.0	0.0	0.0	0.0
					해역배출	0.3	0.3	0.0	0.0	0.0	0.0	0.0	0.0	0.3	0.0	0.0	0.0	0.0	0.0	0.0
		C	17	발생량		31.7	2.8	0.0	0.0	0.0	2.4	0.0	0.0	0.4	0.0	0.0	0.0	0.0	0.0	0.0
				처리방법	매 립	31.7	2.8	0.0	0.0	0.0	2.4	0.0	0.0	0.4	0.0	0.0	0.0	0.0	0.0	0.0
					소 각	0.0	0.0	0.0	0.0	0.0	0.0	0.0	0.0	0.0	0.0	0.0	0.0	0.0	0.0	0.0
					재 활 용	0.0	0.0	0.0	0.0	0.0	0.0	0.0	0.0	0.0	0.0	0.0	0.0	0.0	0.0	0.0
					해역배출	0.0	0.0	0.0	0.0	0.0	0.0	0.0	0.0	0.0	0.0	0.0	0.0	0.0	0.0	0.0
		C	20	발생량		3.9	3.8	0.0	0.1	0.1	0.2	0.0	0.0	3.4	0.0	0.0	0.0	0.0	0.0	0.0
				처리방법	매 립	3.4	3.4	0.0	0.0	0.0	0.0	0.0	0.0	3.4	0.0	0.0	0.0	0.0	0.0	0.0
					소 각	0.0	0.0	0.0	0.0	0.0	0.0	0.0	0.0	0.0	0.0	0.0	0.0	0.0	0.0	0.0
					재 활 용	0.5	0.4	0.0	0.1	0.1	0.2	0.0	0.0	0.0	0.0	0.0	0.0	0.0	0.0	0.0
					해역배출	0.0	0.0	0.0	0.0	0.0	0.0	0.0	0.0	0.0	0.0	0.0	0.0	0.0	0.0	0.0
		C	22	발생량		3.5	3.2	0.0	0.0	0.0	1.1	2.1	0.0	0.0	0.0	0.0	0.0	0.0	0.0	0.0
				처리방법	매 립	2.6	2.5	0.0	0.0	0.0	0.4	2.1	0.0	0.0	0.0	0.0	0.0	0.0	0.0	0.0
					소 각	0.4	0.2	0.0	0.0	0.0	0.2	0.0	0.0	0.0	0.0	0.0	0.0	0.0	0.0	0.0
					재 활 용	0.5	0.5	0.0	0.0	0.0	0.5	0.0	0.0	0.0	0.0	0.0	0.0	0.0	0.0	0.0
					해역배출	0.0	0.0	0.0	0.0	0.0	0.0	0.0	0.0	0.0	0.0	0.0	0.0	0.0	0.0	0.0
		C	23	발생량		0.2	0.1	0.0	0.0	0.0	0.1	0.0	0.0	0.0	0.0	0.0	0.0	0.0	0.0	0.0
				처리방법	매 립	0.1	0.0	0.0	0.0	0.0	0.0	0.0	0.0	0.0	0.0	0.0	0.0	0.0	0.0	0.0
					소 각	0.0	0.0	0.0	0.0	0.0	0.0	0.0	0.0	0.0	0.0	0.0	0.0	0.0	0.0	0.0
					재 활 용	0.1	0.1	0.0	0.0	0.0	0.1	0.0	0.0	0.0	0.0	0.0	0.0	0.0	0.0	0.0
					해역배출	0.0	0.0	0.0	0.0	0.0	0.0	0.0	0.0	0.0	0.0	0.0	0.0	0.0	0.0	0.0

(단위:톤/일)

구분		업종		발생량 및 처리현황		불 연 성															
시도	시군구	대분류	중분류			소계	광재류	연소재	소각재	분진류	폐주물사 모래류	폐금속류	폐석회 석고류	폐촉매	폐흡착재폐흡수재	유리·도자기편류	무기성오니류				기타
																	폐수처리오니	공정오니	정수처리오니	하수처리오니	
대구	북구	N		발 생 량		0.2	0.0	0.0	0.0	0.0	0.0	0.0	0.0	0.0	0.2	0.0	0.0	0.0	0.0	0.0	0.0
				처리방법	매 립	0.2	0.0	0.0	0.0	0.0	0.0	0.0	0.0	0.0	0.2	0.0	0.0	0.0	0.0	0.0	0.0
					소 각	0.0	0.0	0.0	0.0	0.0	0.0	0.0	0.0	0.0	0.0	0.0	0.0	0.0	0.0	0.0	0.0
					재 활 용	0.0	0.0	0.0	0.0	0.0	0.0	0.0	0.0	0.0	0.0	0.0	0.0	0.0	0.0	0.0	0.0
					해역배출	0.0	0.0	0.0	0.0	0.0	0.0	0.0	0.0	0.0	0.0	0.0	0.0	0.0	0.0	0.0	0.0
	수성구	소계		발 생 량		12.8	0.0	0.0	0.0	0.0	0.0	0.0	0.0	0.0	0.0	0.0	0.2	0.0	11.3	0.0	1.3
				처리방법	매 립	1.5											0.2				1.3
					소 각	0.0															
					재 활 용	11.3													11.3		
					해역배출	0.0															
		C	10	발 생 량		12.8	0.0	0.0	0.0	0.0	0.0	0.0	0.0	0.0	0.0	0.0	0.2	0.0	11.3	0.0	1.3
				처리방법	매 립	1.5											0.2				1.3
					소 각	0.0															
					재 활 용	11.3													11.3		
					해역배출	0.0															
	달서구	소계		발 생 량		355.4	3.8	0.0	34.2	15.3	5.0	0.7	0.0	0.0	0.8	0.0	29.6	0.5	0.0	0.8	264.7
				처리방법	매 립	323.9	0.5	0.0	34.2	6.1	3.5	0.7	0.0	0.0	0.4	0.0	26.5	0.5	0.0	0.8	250.7
					소 각	0.4	0.0	0.0	0.0	0.0	0.0	0.0	0.0	0.0	0.2	0.0	0.0	0.0	0.0	0.0	0.2
					재 활 용	30.6	3.3	0.0	0.0	9.2	1.5	0.0	0.0	0.0	0.2	0.0	3.1	0.0	0.0	0.0	13.3
					해역배출	0.5	0.0	0.0	0.0	0.0	0.0	0.0	0.0	0.0	0.0	0.0	0.0	0.0	0.0	0.0	0.5
		C	10	발 생 량		0.0	0.0	0.0	0.0	0.0	0.0	0.0	0.0	0.0	0.0	0.0	0.0	0.0	0.0	0.0	0.0
				처리방법	매 립	0.0	0.0	0.0	0.0	0.0	0.0	0.0	0.0	0.0	0.0	0.0	0.0	0.0	0.0	0.0	0.0
					소 각	0.0	0.0	0.0	0.0	0.0	0.0	0.0	0.0	0.0	0.0	0.0	0.0	0.0	0.0	0.0	0.0
					재 활 용	0.0	0.0	0.0	0.0	0.0	0.0	0.0	0.0	0.0	0.0	0.0	0.0	0.0	0.0	0.0	0.0
					해역배출	0.0	0.0	0.0	0.0	0.0	0.0	0.0	0.0	0.0	0.0	0.0	0.0	0.0	0.0	0.0	0.0
		C	11	발 생 량		0.8	0.0	0.0	0.0	0.0	0.0	0.0	0.0	0.0	0.1	0.0	0.0	0.0	0.0	0.0	0.7
				처리방법	매 립	0.1	0.0	0.0	0.0	0.0	0.0	0.0	0.0	0.0	0.1	0.0	0.0	0.0	0.0	0.0	0.0
					소 각	0.0	0.0	0.0	0.0	0.0	0.0	0.0	0.0	0.0	0.0	0.0	0.0	0.0	0.0	0.0	0.0
					재 활 용	0.2	0.0	0.0	0.0	0.0	0.0	0.0	0.0	0.0	0.0	0.0	0.0	0.0	0.0	0.0	0.2
					해역배출	0.5	0.0	0.0	0.0	0.0	0.0	0.0	0.0	0.0	0.0	0.0	0.0	0.0	0.0	0.0	0.5
		C	13	발 생 량		4.8	0.0	0.0	1.1	0.0	0.0	0.0	0.0	0.0	0.0	0.0	3.7	0.0	0.0	0.0	0.0
				처리방법	매 립	4.8	0.0	0.0	1.1	0.0	0.0	0.0	0.0	0.0	0.0	0.0	3.7	0.0	0.0	0.0	0.0
					소 각	0.0	0.0	0.0	0.0	0.0	0.0	0.0	0.0	0.0	0.0	0.0	0.0	0.0	0.0	0.0	0.0
					재 활 용	0.0	0.0	0.0	0.0	0.0	0.0	0.0	0.0	0.0	0.0	0.0	0.0	0.0	0.0	0.0	0.0
					해역배출	0.0	0.0	0.0	0.0	0.0	0.0	0.0	0.0	0.0	0.0	0.0	0.0	0.0	0.0	0.0	0.0
		C	17	발 생 량		28.9	0.0	0.0	22.1	5.5	1.3	0.0	0.0	0.0	0.0	0.0	0.0	0.0	0.0	0.0	0.0
				처리방법	매 립	28.9	0.0	0.0	22.1	5.5	1.3	0.0	0.0	0.0	0.0	0.0	0.0	0.0	0.0	0.0	0.0
					소 각	0.0	0.0	0.0	0.0	0.0	0.0	0.0	0.0	0.0	0.0	0.0	0.0	0.0	0.0	0.0	0.0
					재 활 용	0.0	0.0	0.0	0.0	0.0	0.0	0.0	0.0	0.0	0.0	0.0	0.0	0.0	0.0	0.0	0.0
					해역배출	0.0	0.0	0.0	0.0	0.0	0.0	0.0	0.0	0.0	0.0	0.0	0.0	0.0	0.0	0.0	0.0
		C	20	발 생 량		0.1	0.0	0.0	0.0	0.0	0.0	0.0	0.0	0.0	0.1	0.0	0.0	0.0	0.0	0.0	0.0
				처리방법	매 립	0.0	0.0	0.0	0.0	0.0	0.0	0.0	0.0	0.0	0.0	0.0	0.0	0.0	0.0	0.0	0.0
					소 각	0.0	0.0	0.0	0.0	0.0	0.0	0.0	0.0	0.0	0.0	0.0	0.0	0.0	0.0	0.0	0.0
					재 활 용	0.1	0.0	0.0	0.0	0.0	0.0	0.0	0.0	0.0	0.1	0.0	0.0	0.0	0.0	0.0	0.0
					해역배출	0.0	0.0	0.0	0.0	0.0	0.0	0.0	0.0	0.0	0.0	0.0	0.0	0.0	0.0	0.0	0.0
		C	22	발 생 량		0.3	0.0	0.0	0.0	0.0	0.0	0.0	0.0	0.0	0.0	0.0	0.1	0.0	0.0	0.0	0.2
				처리방법	매 립	0.1	0.0	0.0	0.0	0.0	0.0	0.0	0.0	0.0	0.0	0.0	0.1	0.0	0.0	0.0	0.0
					소 각	0.2	0.0	0.0	0.0	0.0	0.0	0.0	0.0	0.0	0.0	0.0	0.0	0.0	0.0	0.0	0.2
					재 활 용	0.0	0.0	0.0	0.0	0.0	0.0	0.0	0.0	0.0	0.0	0.0	0.0	0.0	0.0	0.0	0.0
					해역배출	0.0	0.0	0.0	0.0	0.0	0.0	0.0	0.0	0.0	0.0	0.0	0.0	0.0	0.0	0.0	0.0
		C	23	발 생 량		0.1	0.1	0.0	0.0	0.0	0.0	0.0	0.0	0.0	0.0	0.0	0.0	0.0	0.0	0.0	0.0
				처리방법	매 립	0.1	0.1	0.0	0.0	0.0	0.0	0.0	0.0	0.0	0.0	0.0	0.0	0.0	0.0	0.0	0.0
					소 각	0.0	0.0	0.0	0.0	0.0	0.0	0.0	0.0	0.0	0.0	0.0	0.0	0.0	0.0	0.0	0.0
					재 활 용	0.0	0.0	0.0	0.0	0.0	0.0	0.0	0.0	0.0	0.0	0.0	0.0	0.0	0.0	0.0	0.0
					해역배출	0.0	0.0	0.0	0.0	0.0	0.0	0.0	0.0	0.0	0.0	0.0	0.0	0.0	0.0	0.0	0.0

(단위:톤/일)

지역구분		업종		발생량 및 처리현황		총계	가 연 성													
시도	시군구	대분류	중분류				소계	폐지류	폐목재류	폐합성고분자화합물				유기성오니류				동식물성잔재물	폐식용유	기타
										폐섬유류	폐합성 수지	폐합성 고무	폐피혁	폐수처리오니	공정오니	정수 처리오니	하수 처리오니			
대구	달서구	C	25	발생량		9.2	6.6	0.0	0.9	0.0	1.7	0.0	0.0	4.0	0.0	0.0	0.0	0.0	0.0	0.0
				처리방법	매 립	1.9	0.6	0.0	0.0	0.0	0.0	0.0	0.0	0.6	0.0	0.0	0.0	0.0	0.0	0.0
					소 각	0.0	0.0	0.0	0.0	0.0	0.0	0.0	0.0	0.0	0.0	0.0	0.0	0.0	0.0	0.0
					재 활 용	7.3	6.0	0.0	0.9	0.0	1.7	0.0	0.0	3.4	0.0	0.0	0.0	0.0	0.0	0.0
					해역배출	0.0	0.0	0.0	0.0	0.0	0.0	0.0	0.0	0.0	0.0	0.0	0.0	0.0	0.0	0.0
		C	26	발생량		5.8	5.8	0.0	0.0	0.0	5.6	0.0	0.0	0.2	0.0	0.0	0.0	0.0	0.0	0.0
				처리방법	매 립	0.2	0.2	0.0	0.0	0.0	0.0	0.0	0.0	0.2	0.0	0.0	0.0	0.0	0.0	0.0
					소 각	0.0	0.0	0.0	0.0	0.0	0.0	0.0	0.0	0.0	0.0	0.0	0.0	0.0	0.0	0.0
					재 활 용	5.6	5.6	0.0	0.0	0.0	5.6	0.0	0.0	0.0	0.0	0.0	0.0	0.0	0.0	0.0
					해역배출	0.0	0.0	0.0	0.0	0.0	0.0	0.0	0.0	0.0	0.0	0.0	0.0	0.0	0.0	0.0
		C	27	발생량		0.1	0.1	0.0	0.0	0.1	0.0	0.0	0.0	0.0	0.0	0.0	0.0	0.0	0.0	0.0
				처리방법	매 립	0.0	0.0	0.0	0.0	0.0	0.0	0.0	0.0	0.0	0.0	0.0	0.0	0.0	0.0	0.0
					소 각	0.0	0.0	0.0	0.0	0.0	0.0	0.0	0.0	0.0	0.0	0.0	0.0	0.0	0.0	0.0
					재 활 용	0.1	0.1	0.0	0.0	0.1	0.0	0.0	0.0	0.0	0.0	0.0	0.0	0.0	0.0	0.0
					해역배출	0.0	0.0	0.0	0.0	0.0	0.0	0.0	0.0	0.0	0.0	0.0	0.0	0.0	0.0	0.0
		C	33	발생량		85.5	58.0	0.0	0.4	0.2	4.4	4.3	0.0	45.9	0.2	0.0	0.1	2.5	0.0	0.0
				처리방법	매 립	20.7	13.1	0.0	0.0	0.0	0.0	0.0	0.0	12.1	0.2	0.0	0.1	0.7	0.0	0.0
					소 각	0.9	0.9	0.0	0.0	0.0	0.9	0.0	0.0	0.0	0.0	0.0	0.0	0.0	0.0	0.0
					재 활 용	54.3	34.4	0.0	0.4	0.2	3.5	4.3	0.0	24.2	0.0	0.0	0.0	1.8	0.0	0.0
					해역배출	9.6	9.6	0.0	0.0	0.0	0.0	0.0	0.0	9.6	0.0	0.0	0.0	0.0	0.0	0.0
		D		발생량		21.0	0.2	0.0	0.0	0.0	0.2	0.0	0.0	0.0	0.0	0.0	0.0	0.0	0.0	0.0
				처리방법	매 립	11.8	0.0	0.0	0.0	0.0	0.0	0.0	0.0	0.0	0.0	0.0	0.0	0.0	0.0	0.0
					소 각	0.0	0.0	0.0	0.0	0.0	0.0	0.0	0.0	0.0	0.0	0.0	0.0	0.0	0.0	0.0
					재 활 용	9.2	0.2	0.0	0.0	0.0	0.2	0.0	0.0	0.0	0.0	0.0	0.0	0.0	0.0	0.0
					해역배출	0.0	0.0	0.0	0.0	0.0	0.0	0.0	0.0	0.0	0.0	0.0	0.0	0.0	0.0	0.0
		E		발생량		268.4	0.0	0.0	0.0	0.0	0.0	0.0	0.0	0.0	0.0	0.0	0.0	0.0	0.0	0.0
				처리방법	매 립	268.4	0.0	0.0	0.0	0.0	0.0	0.0	0.0	0.0	0.0	0.0	0.0	0.0	0.0	0.0
					소 각	0.0	0.0	0.0	0.0	0.0	0.0	0.0	0.0	0.0	0.0	0.0	0.0	0.0	0.0	0.0
					재 활 용	0.0	0.0	0.0	0.0	0.0	0.0	0.0	0.0	0.0	0.0	0.0	0.0	0.0	0.0	0.0
					해역배출	0.0	0.0	0.0	0.0	0.0	0.0	0.0	0.0	0.0	0.0	0.0	0.0	0.0	0.0	0.0
		F		발생량		0.9	0.0	0.0	0.0	0.0	0.0	0.0	0.0	0.0	0.0	0.0	0.0	0.0	0.0	0.0
				처리방법	매 립	0.8	0.0	0.0	0.0	0.0	0.0	0.0	0.0	0.0	0.0	0.0	0.0	0.0	0.0	0.0
					소 각	0.0	0.0	0.0	0.0	0.0	0.0	0.0	0.0	0.0	0.0	0.0	0.0	0.0	0.0	0.0
					재 활 용	0.1	0.0	0.0	0.0	0.0	0.0	0.0	0.0	0.0	0.0	0.0	0.0	0.0	0.0	0.0
					해역배출	0.0	0.0	0.0	0.0	0.0	0.0	0.0	0.0	0.0	0.0	0.0	0.0	0.0	0.0	0.0
		H		발생량		0.3	0.1	0.0	0.0	0.0	0.0	0.0	0.0	0.0	0.1	0.0	0.0	0.0	0.0	0.0
				처리방법	매 립	0.1	0.1	0.0	0.0	0.0	0.0	0.0	0.0	0.0	0.1	0.0	0.0	0.0	0.0	0.0
					소 각	0.2	0.0	0.0	0.0	0.0	0.0	0.0	0.0	0.0	0.0	0.0	0.0	0.0	0.0	0.0
					재 활 용	0.0	0.0	0.0	0.0	0.0	0.0	0.0	0.0	0.0	0.0	0.0	0.0	0.0	0.0	0.0
					해역배출	0.0	0.0	0.0	0.0	0.0	0.0	0.0	0.0	0.0	0.0	0.0	0.0	0.0	0.0	0.0
	달성군	소계		발생량		825.9	389.5	0.0	15.3	0.8	111.4	24.5	0.0	153.3	0.0	68.1	6.4	9.7	0.0	0.0
				처리방법	매 립	154.9	11.8	0.0	0.0	0.0	3.0	0.0	0.0	8.8	0.0	0.0	0.0	0.0	0.0	0.0
					소 각	3.9	3.9	0.0	0.1	0.2	2.7	0.1	0.0	0.0	0.0	0.0	0.0	0.8	0.0	0.0
					재 활 용	595.9	315.2	0.0	15.2	0.6	105.7	24.4	0.0	85.9	0.0	68.1	6.4	8.9	0.0	0.0
					해역배출	71.2	58.6	0.0	0.0	0.0	0.0	0.0	0.0	58.6	0.0	0.0	0.0	0.0	0.0	0.0
		C	10	발생량		30.4	29.9	0.0	0.0	0.0	2.5	0.0	0.0	17.7	0.0	0.0	0.0	9.7	0.0	0.0
				처리방법	매 립	0.4	0.3							0.3						
					소 각	1.7	1.7				0.9							0.8		
					재 활 용	25.1	24.7				1.6			14.2				8.9		
					해역배출	3.2	3.2							3.2						
		C	13	발생량		3.3	3.3	0.0	0.0	0.5	0.1	0.0	0.0	2.7	0.0	0.0	0.0	0.0	0.0	0.0
				처리방법	매 립	2.7	2.7							2.7						
					소 각	0.2	0.2			0.2										
					재 활 용	0.4	0.4			0.3	0.1									
					해역배출	0.0	0.0													

(단위:톤/일)

구분		업종		발생량 및 처리현황	불 연 성															
시도	시군구	대분류	중분류		소계	광재류	연소재	소각재	분진류	폐주물사 모래류	폐금속류	폐석회 석고류	폐촉매	폐흡착재폐흡수재	유리·도자기편류	무기성오니류				기타
																폐수처리오니	공정오니	정수처리오니	하수처리오니	
대구	달서구	C	25	발 생 량	2.6	0.3	0.0	0.0	0.2	1.6	0.0	0.0	0.0	0.0	0.0	0.0	0.5	0.0	0.0	0.0
				처리방법 매 립	1.3	0.0	0.0	0.0	0.2	0.6	0.0	0.0	0.0	0.0	0.0	0.0	0.5	0.0	0.0	0.0
				처리방법 소 각	0.0	0.0	0.0	0.0	0.0	0.0	0.0	0.0	0.0	0.0	0.0	0.0	0.0	0.0	0.0	0.0
				처리방법 재 활 용	1.3	0.3	0.0	0.0	0.0	1.0	0.0	0.0	0.0	0.0	0.0	0.0	0.0	0.0	0.0	0.0
				처리방법 해역배출	0.0	0.0	0.0	0.0	0.0	0.0	0.0	0.0	0.0	0.0	0.0	0.0	0.0	0.0	0.0	0.0
		C	26	발 생 량	0.0	0.0	0.0	0.0	0.0	0.0	0.0	0.0	0.0	0.0	0.0	0.0	0.0	0.0	0.0	0.0
				처리방법 매 립	0.0	0.0	0.0	0.0	0.0	0.0	0.0	0.0	0.0	0.0	0.0	0.0	0.0	0.0	0.0	0.0
				처리방법 소 각	0.0	0.0	0.0	0.0	0.0	0.0	0.0	0.0	0.0	0.0	0.0	0.0	0.0	0.0	0.0	0.0
				처리방법 재 활 용	0.0	0.0	0.0	0.0	0.0	0.0	0.0	0.0	0.0	0.0	0.0	0.0	0.0	0.0	0.0	0.0
				처리방법 해역배출	0.0	0.0	0.0	0.0	0.0	0.0	0.0	0.0	0.0	0.0	0.0	0.0	0.0	0.0	0.0	0.0
		C	27	발 생 량	0.0	0.0	0.0	0.0	0.0	0.0	0.0	0.0	0.0	0.0	0.0	0.0	0.0	0.0	0.0	0.0
				처리방법 매 립	0.0	0.0	0.0	0.0	0.0	0.0	0.0	0.0	0.0	0.0	0.0	0.0	0.0	0.0	0.0	0.0
				처리방법 소 각	0.0	0.0	0.0	0.0	0.0	0.0	0.0	0.0	0.0	0.0	0.0	0.0	0.0	0.0	0.0	0.0
				처리방법 재 활 용	0.0	0.0	0.0	0.0	0.0	0.0	0.0	0.0	0.0	0.0	0.0	0.0	0.0	0.0	0.0	0.0
				처리방법 해역배출	0.0	0.0	0.0	0.0	0.0	0.0	0.0	0.0	0.0	0.0	0.0	0.0	0.0	0.0	0.0	0.0
		C	33	발 생 량	27.5	3.4	0.0	0.0	0.6	2.1	0.7	0.0	0.0	0.3	0.0	7.3	0.0	0.0	0.0	13.1
				처리방법 매 립	7.6	0.4			0.4	1.6	0.7	0.0	0.0	0.2		4.2				0.1
				처리방법 소 각	0.0	0.0			0.0	0.0	0.0	0.0	0.0	0.0		0.0				0.0
				처리방법 재 활 용	19.9	3.0			0.2	0.5	0.0	0.0	0.0	0.1		3.1				13.0
				처리방법 해역배출	0.0	0.0			0.0	0.0	0.0	0.0	0.0	0.0		0.0				0.0
		D		발 생 량	20.8	0.0	0.0	11.0	9.0	0.0	0.0	0.0	0.0	0.1	0.0	0.1	0.0	0.0	0.0	0.6
				처리방법 매 립	11.8	0.0	0.0	11.0	0.0	0.0	0.0	0.0	0.0	0.1	0.0	0.1	0.0	0.0	0.0	0.6
				처리방법 소 각	0.0	0.0	0.0	0.0	0.0	0.0	0.0	0.0	0.0	0.0	0.0	0.0	0.0	0.0	0.0	0.0
				처리방법 재 활 용	9.0	0.0	0.0	0.0	9.0	0.0	0.0	0.0	0.0	0.0	0.0	0.0	0.0	0.0	0.0	0.0
				처리방법 해역배출	0.0	0.0	0.0	0.0	0.0	0.0	0.0	0.0	0.0	0.0	0.0	0.0	0.0	0.0	0.0	0.0
		E		발 생 량	268.4	0.0	0.0	0.0	0.0	0.0	0.0	0.0	0.0	0.0	0.0	18.4	0.0	0.0	0.0	250.0
				처리방법 매 립	268.4	0.0	0.0	0.0	0.0	0.0	0.0	0.0	0.0	0.0	0.0	18.4	0.0	0.0	0.0	250.0
				처리방법 소 각	0.0	0.0	0.0	0.0	0.0	0.0	0.0	0.0	0.0	0.0	0.0	0.0	0.0	0.0	0.0	0.0
				처리방법 재 활 용	0.0	0.0	0.0	0.0	0.0	0.0	0.0	0.0	0.0	0.0	0.0	0.0	0.0	0.0	0.0	0.0
				처리방법 해역배출	0.0	0.0	0.0	0.0	0.0	0.0	0.0	0.0	0.0	0.0	0.0	0.0	0.0	0.0	0.0	0.0
		F		발 생 량	0.9	0.0	0.0	0.0	0.0	0.0	0.0	0.0	0.0	0.0	0.0	0.0	0.0	0.0	0.8	0.1
				처리방법 매 립	0.8	0.0	0.0	0.0	0.0	0.0	0.0	0.0	0.0	0.0	0.0	0.0	0.0	0.0	0.8	0.0
				처리방법 소 각	0.0	0.0	0.0	0.0	0.0	0.0	0.0	0.0	0.0	0.0	0.0	0.0	0.0	0.0	0.0	0.0
				처리방법 재 활 용	0.1	0.0	0.0	0.0	0.0	0.0	0.0	0.0	0.0	0.0	0.0	0.0	0.0	0.0	0.0	0.1
				처리방법 해역배출	0.0	0.0	0.0	0.0	0.0	0.0	0.0	0.0	0.0	0.0	0.0	0.0	0.0	0.0	0.0	0.0
		H		발 생 량	0.2	0.0	0.0	0.0	0.0	0.0	0.0	0.0	0.0	0.2	0.0	0.0	0.0	0.0	0.0	0.0
				처리방법 매 립	0.0	0.0	0.0	0.0	0.0	0.0	0.0	0.0	0.0	0.0	0.0	0.0	0.0	0.0	0.0	0.0
				처리방법 소 각	0.2	0.0	0.0	0.0	0.0	0.0	0.0	0.0	0.0	0.2	0.0	0.0	0.0	0.0	0.0	0.0
				처리방법 재 활 용	0.0	0.0	0.0	0.0	0.0	0.0	0.0	0.0	0.0	0.0	0.0	0.0	0.0	0.0	0.0	0.0
				처리방법 해역배출	0.0	0.0	0.0	0.0	0.0	0.0	0.0	0.0	0.0	0.0	0.0	0.0	0.0	0.0	0.0	0.0
	달성군	소계		발 생 량	436.4	44.8	0.0	67.6	17.6	248.5	0.0	12.9	0.0	9.1	1.7	32.8	1.0	0.0	0.0	0.4
				처리방법 매 립	143.1	6.8	0.0	67.6	10.2	50.3	0.0	0.6	0.0	0.1	0.0	6.1	1.0	0.0	0.0	0.4
				처리방법 소 각	0.0	0.0	0.0	0.0	0.0	0.0	0.0	0.0	0.0	0.0	0.0	0.0	0.0	0.0	0.0	0.0
				처리방법 재 활 용	280.7	38.0	0.0	0.0	7.4	198.2	0.0	12.3	0.0	9.0	1.7	14.1	0.0	0.0	0.0	0.0
				처리방법 해역배출	12.6	0.0	0.0	0.0	0.0	0.0	0.0	0.0	0.0	0.0	0.0	12.6	0.0	0.0	0.0	0.0
		C	10	발 생 량	0.5	0.0	0.0	0.0	0.0	0.0	0.0	0.0	0.0	0.1	0.4	0.0	0.0	0.0	0.0	0.0
				처리방법 매 립	0.1									0.1						
				처리방법 소 각	0.0															
				처리방법 재 활 용	0.4										0.4					
				처리방법 해역배출	0.0															
		C	13	발 생 량	0.0	0.0	0.0	0.0	0.0	0.0	0.0	0.0	0.0	0.0	0.0	0.0	0.0	0.0	0.0	0.0
				처리방법 매 립	0.0															
				처리방법 소 각	0.0															
				처리방법 재 활 용	0.0															
				처리방법 해역배출	0.0															

(단위:톤/일)

지역구분		업종		발생량 및 처리현황		총계	가 연 성														
시도	시군구	대분류	중분류				소계	폐지류	폐목재류	폐합성고분자화합물				유기성오니류				동식물성잔재물	폐식용유	기타
										폐섬유류	폐합성 수지	폐합성 고무	폐피혁	폐수처리오니	공정오니	정수 처리오니	하수 처리오니			
대구	달성군	C	17	발 생 량		329.5	206.1	0.0	0.0	0.0	73.6	0.0	0.0	132.5	0.0	0.0	0.0	0.0	0.0	0.0
				처리방법	매 립	128.8	5.4							5.4						
					소 각	0.0	0.0													
					재 활 용	145.3	145.3				73.6			71.7						
					해역배출	55.4	55.4							55.4						
		C	22	발 생 량		14.7	13.3	0.0	0.0	0.0	1.0	12.3	0.0	0.0	0.0	0.0	0.0	0.0	0.0	0.0
				처리방법	매 립	1.4	0.0													
					소 각	0.3	0.3				0.2	0.1								
					재 활 용	13.0	13.0				0.8	12.2								
					해역배출	0.0	0.0													
		C	23	발 생 량		12.5	0.0	0.0	0.0	0.0	0.0	0.0	0.0	0.0	0.0	0.0	0.0	0.0	0.0	0.0
				처리방법	매 립	0.2	0.0													
					소 각	0.0	0.0													
					재 활 용	12.3	0.0													
					해역배출	0.0	0.0													
		C	25	발 생 량		286.9	16.2	0.0	2.8	0.0	11.6	1.8	0.0	0.0	0.0	0.0	0.0	0.0	0.0	0.0
				처리방법	매 립	15.9	1.9				1.9									
					소 각	1.4	1.4				1.4									
					재 활 용	269.6	12.9		2.8		8.3	1.8								
					해역배출	0.0	0.0													
		C	32	발 생 량		0.3	0.3	0.0	0.3	0.0	0.0	0.0	0.0	0.0	0.0	0.0	0.0	0.0	0.0	0.0
				처리방법	매 립	0.0	0.0													
					소 각	0.1	0.1		0.1											
					재 활 용	0.2	0.2		0.2											
					해역배출	0.0	0.0													
		D		발 생 량		77.4	68.5	0.0	0.0	0.0	0.0	0.0	0.0	0.4	0.0	68.1	0.0	0.0	0.0	0.0
				처리방법	매 립	0.4	0.4							0.4						
					소 각	0.0	0.0													
					재 활 용	77.0	68.1									68.1				
					해역배출	0.0	0.0													
		E		발 생 량		70.6	51.9	0.0	12.2	0.3	22.6	10.4	0.0	0.0	0.0	0.0	6.4	0.0	0.0	0.0
				처리방법	매 립	4.8	1.1				1.1									
					소 각	0.2	0.2				0.2									
					재 활 용	53.0	50.6		12.2	0.3	21.3	10.4					6.4			
					해역배출	12.6	0.0													
		F		발 생 량		0.3	0.0	0.0	0.0	0.0	0.0	0.0	0.0	0.0	0.0	0.0	0.0	0.0	0.0	0.0
				처리방법	매 립	0.3	0.0													
					소 각	0.0	0.0													
					재 활 용	0.0	0.0													
					해역배출	0.0	0.0													
인천	합계			발 생 량		8,992.2	1,299.7	1.9	186.1	1.7	449.8	2.6	0.0	196.1	89.4	0.0	130.9	96.5	0.4	144.3
				처리방법	매 립	3,412.7	370.1	0.0	0.0	0.0	109.2	0.0	0.0	35.4	0.2	0.0	106.2	0.1	0.0	119.0
					소 각	250.9	247.6	1.5	11.2	1.4	120.3	0.6	0.0	7.4	46.0	0.0	14.1	27.8	0.0	17.3
					재 활 용	5,224.1	582.1	0.4	174.9	0.3	218.8	2.0	0.0	70.4	28.5	0.0	10.6	68.6	0.4	7.2
					해역배출	104.5	99.9	0.0	0.0	0.0	1.5	0.0	0.0	82.9	14.7	0.0	0.0	0.0	0.0	0.8
	중구	소계		발 생 량		371.7	265.3	0.0	129.0	0.0	27.1	0.0	0.0	28.2	36.4	0.0	14.1	19.3	0.4	10.8
				처리방법	매 립	57.2	0.0	0.0	0.0	0.0	0.0	0.0	0.0	0.0	0.0	0.0	0.0	0.0	0.0	0.0
					소 각	46.4	46.2	0.0	9.5	0.0	11.7	0.0	0.0	0.1	0.0	0.0	14.1	0.1	0.0	10.7
					재 활 용	232.1	187.5	0.0	119.5	0.0	15.4	0.0	0.0	7.1	25.8	0.0	0.0	19.2	0.4	0.1
					해역배출	36.0	31.6	0.0	0.0	0.0	0.0	0.0	0.0	21.0	10.6	0.0	0.0	0.0	0.0	0.0
		B		발 생 량		0.1	0.0	0.0	0.0	0.0	0.0	0.0	0.0	0.0	0.0	0.0	0.0	0.0	0.0	0.0
				처리방법	매 립	0.0	0.0													
					소 각	0.0	0.0													
					재 활 용	0.1	0.0													
					해역배출	0.0	0.0													

(단위:톤/일)

구분		업종		발생량 및 처리현황	불 연 성															
시도	시군구	대분류	중분류		소계	광재류	연소재	소각재	분진류	폐주물사 모래류	폐금속류	폐석회 석고류	폐촉매	폐흡착재폐흡수재	유리·도자기편류	무기성오니류				기타
																폐수처리오니	공정오니	정수처리오니	하수처리오니	
대구	달성군	C	17	발 생 량	123.4	0.0	0.0	67.6	8.6	47.2	0.0	0.0	0.0	0.0	0.0	0.0	0.0	0.0	0.0	0.0
				처리방법 매 립	123.4			67.6	8.6	47.2										
				처리방법 소 각	0.0															
				처리방법 재 활 용	0.0															
				처리방법 해역배출	0.0															
		C	22	발 생 량	1.4	0.0	0.0	0.0	0.2	0.0	0.0	0.0	0.0	0.0	0.0	1.2	0.0	0.0	0.0	0.0
				처리방법 매 립	1.4				0.2							1.2				
				처리방법 소 각	0.0															
				처리방법 재 활 용	0.0															
				처리방법 해역배출	0.0															
		C	23	발 생 량	12.5	0.0	0.0	0.0	0.0	0.0	0.0	12.5	0.0	0.0	0.0	0.0	0.0	0.0	0.0	0.0
				처리방법 매 립	0.2							0.2								
				처리방법 소 각	0.0															
				처리방법 재 활 용	12.3							12.3								
				처리방법 해역배출	0.0															
		C	25	발 생 량	270.7	40.4	0.0	0.0	8.8	201.3	0.0	0.4	0.0	0.1	0.0	18.7	1.0	0.0	0.0	0.0
				처리방법 매 립	14.0	3.5			1.4	3.1		0.4				4.6	1.0			
				처리방법 소 각	0.0															
				처리방법 재 활 용	256.7	36.9			7.4	198.2				0.1		14.1				
				처리방법 해역배출	0.0															
		C	32	발 생 량	0.0	0.0	0.0	0.0	0.0	0.0	0.0	0.0	0.0	0.0	0.0	0.0	0.0	0.0	0.0	0.0
				처리방법 매 립	0.0															
				처리방법 소 각	0.0															
				처리방법 재 활 용	0.0															
				처리방법 해역배출	0.0															
		D		발 생 량	8.9	0.0	0.0	0.0	0.0	0.0	0.0	0.0	0.0	8.9	0.0	0.0	0.0	0.0	0.0	0.0
				처리방법 매 립	0.0															
				처리방법 소 각	0.0															
				처리방법 재 활 용	8.9									8.9						
				처리방법 해역배출	0.0															
		E		발 생 량	18.7	4.4	0.0	0.0	0.0	0.0	0.0	0.0	0.0	0.0	1.3	12.6	0.0	0.0	0.0	0.4
				처리방법 매 립	3.7	3.3														0.4
				처리방법 소 각	0.0															
				처리방법 재 활 용	2.4	1.1									1.3					
				처리방법 해역배출	12.6											12.6				
		F		발 생 량	0.3	0.0	0.0	0.0	0.0	0.0	0.0	0.0	0.0	0.0	0.0	0.3	0.0	0.0	0.0	0.0
				처리방법 매 립	0.3											0.3				
				처리방법 소 각	0.0															
				처리방법 재 활 용	0.0															
				처리방법 해역배출	0.0															
인천	합계			발 생 량	7,692.5	1,186.5	2,677.2	64.6	114.9	663.4	409.6	187.9	2.8	19.9	26.1	61.5	28.7	38.6	80.3	2,130.5
				처리방법 매 립	3,042.6	0.6	1,361.1	54.6	95.2	313.8	0.0	55.9	0.6	3.7	3.1	21.0	11.6	38.5	75.0	1,007.9
				처리방법 소 각	3.3	0.0	0.0	0.0	0.0	0.0	0.0	0.0	0.0	0.2	0.0	0.1	1.1	0.0	0.0	1.9
				처리방법 재 활 용	4,642.0	1,185.9	1,316.1	10.0	19.7	349.6	409.6	132.0	2.2	16.0	23.0	35.8	16.0	0.1	5.3	1,120.7
				처리방법 해역배출	4.6	0.0	0.0	0.0	0.0	0.0	0.0	0.0	0.0	0.0	0.0	4.6	0.0	0.0	0.0	0.0
	중구	소계		발 생 량	106.4	0.0	0.0	24.6	0.5	0.0	0.0	0.0	0.0	9.9	0.3	9.9	7.6	0.0	26.2	27.4
				처리방법 매 립	57.2	0.0	0.0	22.9	0.5	0.0	0.0	0.0	0.0	0.2	0.2	0.4	7.5	0.0	25.1	0.4
				처리방법 소 각	0.2	0.0	0.0	0.0	0.0	0.0	0.0	0.0	0.0	0.0	0.0	0.1	0.1	0.0	0.0	0.0
				처리방법 재 활 용	44.6	0.0	0.0	1.7	0.0	0.0	0.0	0.0	0.0	9.7	0.1	5.0	0.0	0.0	1.1	27.0
				처리방법 해역배출	4.4	0.0	0.0	0.0	0.0	0.0	0.0	0.0	0.0	0.0	0.0	4.4	0.0	0.0	0.0	0.0
		B		발 생 량	0.1	0.0	0.0	0.0	0.0	0.0	0.0	0.0	0.0	0.0	0.0	0.1	0.0	0.0	0.0	0.0
				처리방법 매 립	0.0											0.0				
				처리방법 소 각	0.0															
				처리방법 재 활 용	0.1											0.1				
				처리방법 해역배출	0.0															

(단위:톤/일)

지역구분		업종		발생량 및 처리현황		총계	가 연 성														
시도	시군구	대분류	중분류				소계	폐지류	폐목재류	폐합성고분자화합물				유기성오니류				동식물성잔재물	폐식용유	기타
										폐섬유류	폐합성 수지	폐합성 고무	폐피혁	폐수처리오니	공정오니	정수 처리오니	하수 처리오니			
인천	중구	C	10	발 생 량		99.7	82.2	0.0	0.2	0.0	7.9	0.0	0.0	21.0	36.4	0.0	0.0	16.2	0.2	0.3
				처리방법	매 립	0.2	0.0								0.0					
					소 각	4.7	4.7				4.4			0.0	0.0			0.1		0.2
					재 활 용	58.8	45.9	0.0	0.2		3.5				25.8			16.1	0.2	0.1
					해역배출	36.0	31.6							21.0	10.6					
		C	16	발 생 량		158.8	140.9	0.0	128.1	0.0	5.7	0.0	0.0	7.1	0.0	0.0	0.0	0.0	0.0	0.0
				처리방법	매 립	17.8	0.0													
					소 각	15.3	15.2		9.5		5.7									
					재 활 용	125.7	125.7		118.6					7.1						
					해역배출	0.0	0.0													
		C	30	발 생 량		0.1	0.1	0.0	0.0	0.0	0.1	0.0	0.0	0.0	0.0	0.0	0.0	0.0	0.0	0.0
				처리방법	매 립	0.0	0.0													
					소 각	0.1	0.1				0.1			0.0						
					재 활 용	0.0	0.0													
					해역배출	0.0	0.0													
		C	33	발 생 량		41.4	0.1	0.0	0.0	0.0	0.1	0.0	0.0	0.0	0.0	0.0	0.0	0.0	0.0	0.0
				처리방법	매 립	13.2	0.0													
					소 각	0.1	0.1				0.1									
					재 활 용	28.1	0.0				0.0									
					해역배출	0.0	0.0													
		E		발 생 량		0.1	0.0	0.0	0.0	0.0	0.0	0.0	0.0	0.0	0.0	0.0	0.0	0.0	0.0	0.0
				처리방법	매 립	0.0	0.0													
					소 각	0.1	0.0													
					재 활 용	0.0	0.0													
					해역배출	0.0	0.0													
		F		발 생 량		0.2	0.2	0.0	0.1	0.0	0.1	0.0	0.0	0.0	0.0	0.0	0.0	0.0	0.0	0.0
				처리방법	매 립	0.0	0.0													
					소 각	0.1	0.1				0.1									
					재 활 용	0.1	0.1		0.1											
					해역배출	0.0	0.0													
		G		발 생 량		5.8	5.8	0.0	0.0	0.0	0.2	0.0	0.0	0.0	0.0	0.0	0.0	3.1	0.0	2.5
				처리방법	매 립	0.0	0.0													
					소 각	2.7	2.7				0.2									2.5
					재 활 용	3.1	3.1											3.1		
					해역배출	0.0	0.0													
		H		발 생 량		38.7	35.8	0.0	0.6	0.0	12.8	0.0	0.0	0.1	0.0	0.0	14.1	0.0	0.2	8.0
				처리방법	매 립	0.5	0.0													
					소 각	23.1	23.1		0.0		0.9			0.1			14.1			8.0
					재 활 용	15.1	12.7		0.6		11.9								0.2	
					해역배출	0.0	0.0													
		N		발 생 량		0.2	0.0	0.0	0.0	0.0	0.0	0.0	0.0	0.0	0.0	0.0	0.0	0.0	0.0	0.0
				처리방법	매 립	0.2	0.0													
					소 각	0.0	0.0													
					재 활 용	0.0	0.0													
					해역배출	0.0	0.0													
		O		발 생 량		26.6	0.2	0.0	0.0	0.0	0.2	0.0	0.0	0.0	0.0	0.0	0.0	0.0	0.0	0.0
				처리방법	매 립	25.3	0.0													
					소 각	0.2	0.2				0.2									
					재 활 용	1.1	0.0													
					해역배출	0.0	0.0													
		Q		발 생 량		0.0	0.0	0.0	0.0	0.0	0.0	0.0	0.0	0.0	0.0	0.0	0.0	0.0	0.0	0.0
				처리방법	매 립	0.0	0.0													
					소 각	0.0	0.0							0.0						
					재 활 용	0.0	0.0													
					해역배출	0.0	0.0													

(단위:톤/일)

구분		업종		발생량 및 처리현황	불 연 성															
시도	시군구	대분류	중분류		소계	광재류	연소재	소각재	분진류	폐주물사 모래류	폐금속류	폐석회 석고류	폐촉매	폐흡착재폐흡수재	유리·도자기편류	무기성오니류				기타
																폐수처리오니	공정오니	정수처리오니	하수처리오니	
인천	중구	C	10	발 생 량	17.5	0.0	0.0	0.0	0.0	0.0	0.0	0.0	0.0	9.3	0.1	8.1	0.0	0.0	0.0	0.0
				처리방법 매 립	0.2				0.0					0.2						
				처리방법 소 각	0.0									0.0						
				처리방법 재 활 용	12.9						0.0			9.1	0.1	3.7				
				처리방법 해역배출	4.4											4.4				
		C	16	발 생 량	17.9	0.0	0.0	10.3	0.0	0.0	0.0	0.0	0.0	0.0	0.0	0.1	7.5	0.0	0.0	0.0
				처리방법 매 립	17.8			10.3									7.5			
				처리방법 소 각	0.1											0.1				
				처리방법 재 활 용	0.0															
				처리방법 해역배출	0.0															
		C	30	발 생 량	0.0	0.0	0.0	0.0	0.0	0.0	0.0	0.0	0.0	0.0	0.0	0.0	0.0	0.0	0.0	0.0
				처리방법 매 립	0.0															
				처리방법 소 각	0.0															
				처리방법 재 활 용	0.0															
				처리방법 해역배출	0.0															
		C	33	발 생 량	41.3	0.0	0.0	12.3	0.5	0.0	0.0	0.0	0.0	0.0	0.0	1.2	0.0	0.0	0.0	27.3
				처리방법 매 립	13.2			12.3	0.5											0.4
				처리방법 소 각	0.0															
				처리방법 재 활 용	28.1				0.0							1.2				26.9
				처리방법 해역배출	0.0															
		E		발 생 량	0.1	0.0	0.0	0.0	0.0	0.0	0.0	0.0	0.0	0.0	0.0	0.0	0.1	0.0	0.0	0.0
				처리방법 매 립	0.0												0.0			
				처리방법 소 각	0.1												0.1			
				처리방법 재 활 용	0.0															
				처리방법 해역배출	0.0															
		F		발 생 량	0.0	0.0	0.0	0.0	0.0	0.0	0.0	0.0	0.0	0.0	0.0	0.0	0.0	0.0	0.0	0.0
				처리방법 매 립	0.0															
				처리방법 소 각	0.0															
				처리방법 재 활 용	0.0															
				처리방법 해역배출	0.0															
		G		발 생 량	0.0	0.0	0.0	0.0	0.0	0.0	0.0	0.0	0.0	0.0	0.0	0.0	0.0	0.0	0.0	0.0
				처리방법 매 립	0.0				0.0							0.0				
				처리방법 소 각	0.0											0.0				
				처리방법 재 활 용	0.0															
				처리방법 해역배출	0.0															
		H		발 생 량	2.9	0.0	0.0	2.0	0.0	0.0	0.0	0.0	0.0	0.6	0.2	0.0	0.0	0.0	0.0	0.1
				처리방법 매 립	0.5			0.3						0.0	0.2	0.0				
				처리방법 소 각	0.0											0.0				
				처리방법 재 활 용	2.4			1.7						0.6						0.1
				처리방법 해역배출	0.0															
		N		발 생 량	0.2	0.0	0.0	0.0	0.0	0.0	0.0	0.0	0.0	0.0	0.0	0.2	0.0	0.0	0.0	0.0
				처리방법 매 립	0.2											0.2				
				처리방법 소 각	0.0															
				처리방법 재 활 용	0.0															
				처리방법 해역배출	0.0															
		O		발 생 량	26.4	0.0	0.0	0.0	0.0	0.0	0.0	0.0	0.0	0.0	0.0	0.2	0.0	0.0	26.2	0.0
				처리방법 매 립	25.3											0.2			25.1	
				처리방법 소 각	0.0															
				처리방법 재 활 용	1.1														1.1	
				처리방법 해역배출	0.0															
		Q		발 생 량	0.0	0.0	0.0	0.0	0.0	0.0	0.0	0.0	0.0	0.0	0.0	0.0	0.0	0.0	0.0	0.0
				처리방법 매 립	0.0									0.0						
				처리방법 소 각	0.0															
				처리방법 재 활 용	0.0															
				처리방법 해역배출	0.0															

(단위:톤/일)

지역구분		업종		발생량 및 처리현황		총계	가 연 성													
시도	시군구	대분류	중분류				소계	폐지류	폐목재류	폐합성고분자화합물				유기성오니류				동식물성잔재물	폐식용유	기타
										폐섬유류	폐합성 수지	폐합성 고무	폐피혁	폐수처리오니	공정오니	정수 처리오니	하수 처리오니			
인천	동구	소계		발생량		3,177.5	93.8	1.5	7.4	0.0	20.8	0.0	0.0	63.7	0.0	0.0	0.0	0.3	0.0	0.1
				처리방법	매 립	339.9	23.1	0.0	0.0	0.0	0.0	0.0	0.0	23.1	0.0	0.0	0.0	0.0	0.0	0.0
					소 각	22.0	20.1	1.5	0.0	0.0	18.2	0.0	0.0	0.0	0.0	0.0	0.0	0.3	0.0	0.1
					재 활 용	2,815.6	50.6	0.0	7.4	0.0	2.6	0.0	0.0	40.6	0.0	0.0	0.0	0.0	0.0	0.0
					해역배출	0.0	0.0	0.0	0.0	0.0	0.0	0.0	0.0	0.0	0.0	0.0	0.0	0.0	0.0	0.0
		C	10	발생량		0.1	0.1	0.0	0.0	0.0	0.0	0.0	0.0	0.0	0.0	0.0	0.0	0.1	0.0	0.0
				처리방법	매 립	0.0	0.0													
					소 각	0.1	0.1		0.0		0.0							0.1		
					재 활 용	0.0	0.0													
					해역배출	0.0	0.0													
		C	13	발생량		0.0	0.0	0.0	0.0	0.0	0.0	0.0	0.0	0.0	0.0	0.0	0.0	0.0	0.0	0.0
				처리방법	매 립	0.0	0.0													
					소 각	0.0	0.0			0.0	0.0									0.0
					재 활 용	0.0	0.0													
					해역배출	0.0	0.0													
		C	23	발생량		1,517.6	35.6	0.0	1.4	0.0	5.2	0.0	0.0	29.0	0.0	0.0	0.0	0.0	0.0	0.0
				처리방법	매 립	143.0	9.0							9.0						
					소 각	6.1	5.2				5.2									
					재 활 용	1,368.5	21.4		1.4					20.0						
					해역배출	0.0	0.0													
		C	24	발생량		1,513.7	42.4	0.0	1.7	0.0	6.6	0.0	0.0	34.1	0.0	0.0	0.0	0.0	0.0	0.0
				처리방법	매 립	187.2	14.1							14.1						
					소 각	7.6	6.6				6.6									
					재 활 용	1,318.9	21.7		1.7					20.0						
					해역배출	0.0	0.0													
		C	25	발생량		1.4	0.0	0.0	0.0	0.0	0.0	0.0	0.0	0.0	0.0	0.0	0.0	0.0	0.0	0.0
				처리방법	매 립	0.0	0.0													
					소 각	0.0	0.0													
					재 활 용	1.4	0.0													
					해역배출	0.0	0.0													
		C	28	발생량		0.8	0.6	0.0	0.3	0.0	0.3	0.0	0.0	0.0	0.0	0.0	0.0	0.0	0.0	0.0
				처리방법	매 립	0.0	0.0													
					소 각	0.3	0.3				0.3									
					재 활 용	0.5	0.3		0.3											
					해역배출	0.0	0.0													
		C	29	발생량		133.0	7.3	0.0	4.0	0.0	2.7	0.0	0.0	0.6	0.0	0.0	0.0	0.0	0.0	0.0
				처리방법	매 립	9.4	0.0													
					소 각	0.4	0.4				0.4									
					재 활 용	123.2	6.9		4.0		2.3			0.6						
					해역배출	0.0	0.0													
		C	30	발생량		3.6	3.6	0.0	0.0	0.0	3.6	0.0	0.0	0.0	0.0	0.0	0.0	0.0	0.0	0.0
				처리방법	매 립	0.0	0.0													
					소 각	3.6	3.6				3.6									
					재 활 용	0.0	0.0													
					해역배출	0.0	0.0													
		C	31	발생량		0.4	0.4	0.0	0.0	0.0	0.4	0.0	0.0	0.0	0.0	0.0	0.0	0.0	0.0	0.0
				처리방법	매 립	0.0	0.0													
					소 각	0.4	0.4				0.4									
					재 활 용	0.0	0.0													
					해역배출	0.0	0.0													
		C	33	발생량		0.2	0.2	0.0	0.0	0.0	0.2	0.0	0.0	0.0	0.0	0.0	0.0	0.0	0.0	0.0
				처리방법	매 립	0.0	0.0													
					소 각	0.2	0.2				0.2									
					재 활 용	0.0	0.0													
					해역배출	0.0	0.0													

(단위:톤/일)

구분		업종		발생량 및 처리현황		불 연 성															
시도	시군구	대분류	중분류			소계	광재류	연소재	소각재	분진류	폐주물사 모래류	폐금속류	폐석회 석고류	폐촉매	폐흡착재폐흡수재	유리·도자기편류	무기성오니류				기타
																	폐수처리오니	공정오니	정수처리오니	하수처리오니	
인천	동구	소계		발 생 량		3,083.7	1,153.3	0.0	0.3	32.8	409.7	407.5	0.0	0.0	3.8	0.0	0.0	0.0	0.0	0.0	1,076.3
				처리방법	매 립	316.8	0.0	0.0	0.3	23.2	290.6	0.0	0.0	0.0	2.7	0.0	0.0	0.0	0.0	0.0	0.0
					소 각	1.9	0.0	0.0	0.0	0.0	0.0	0.0	0.0	0.0	0.0	0.0	0.0	0.0	0.0	0.0	1.9
					재 활 용	2,765.0	1,153.3	0.0	0.0	9.6	119.1	407.5	0.0	0.0	1.1	0.0	0.0	0.0	0.0	0.0	1,074.4
					해역배출	0.0	0.0	0.0	0.0	0.0	0.0	0.0	0.0	0.0	0.0	0.0	0.0	0.0	0.0	0.0	0.0
		C	10	발 생 량		0.0	0.0	0.0	0.0	0.0	0.0	0.0	0.0	0.0	0.0	0.0	0.0	0.0	0.0	0.0	0.0
				처리방법	매 립	0.0															
					소 각	0.0															
					재 활 용	0.0															
					해역배출	0.0															
		C	13	발 생 량		0.0	0.0	0.0	0.0	0.0	0.0	0.0	0.0	0.0	0.0	0.0	0.0	0.0	0.0	0.0	0.0
				처리방법	매 립	0.0															
					소 각	0.0															
					재 활 용	0.0															
					해역배출	0.0															
		C	23	발 생 량		1,482.0	1,147.8	0.0	0.0	13.9	118.8	167.5	0.0	0.0	1.3	0.0	0.0	0.0	0.0	0.0	32.7
				처리방법	매 립	134.0				13.9	118.8				1.3						
					소 각	0.9															0.9
					재 활 용	1,347.1	1,147.8					167.5									31.8
					해역배출	0.0															
		C	24	발 생 량		1,471.3	0.0	0.0	0.0	0.0	188.8	240.0	0.0	0.0	1.3	0.0	0.0	0.0	0.0	0.0	1,041.2
				처리방법	매 립	173.1					171.8				1.3						
					소 각	1.0															1.0
					재 활 용	1,297.2					17.0	240.0									1,040.2
					해역배출	0.0															
		C	25	발 생 량		1.4	0.0	0.0	0.0	0.0	1.4	0.0	0.0	0.0	0.0	0.0	0.0	0.0	0.0	0.0	0.0
				처리방법	매 립	0.0															
					소 각	0.0															
					재 활 용	1.4					1.4										
					해역배출	0.0															
		C	28	발 생 량		0.2	0.0	0.0	0.0	0.0	0.0	0.0	0.0	0.0	0.1	0.0	0.0	0.0	0.0	0.0	0.1
				처리방법	매 립	0.0															
					소 각	0.0															
					재 활 용	0.2									0.1						0.1
					해역배출	0.0															
		C	29	발 생 량		125.7	5.5	0.0	0.0	18.9	100.1	0.0	0.0	0.0	1.1	0.0	0.0	0.0	0.0	0.0	0.1
				처리방법	매 립	9.4	0.0			9.3				0.0	0.1						
					소 각	0.0															
					재 활 용	116.3	5.5			9.6	100.1				1.0						0.1
					해역배출	0.0															
		C	30	발 생 량		0.0	0.0	0.0	0.0	0.0	0.0	0.0	0.0	0.0	0.0	0.0	0.0	0.0	0.0	0.0	0.0
				처리방법	매 립	0.0															
					소 각	0.0															
					재 활 용	0.0															
					해역배출	0.0															
		C	31	발 생 량		0.0	0.0	0.0	0.0	0.0	0.0	0.0	0.0	0.0	0.0	0.0	0.0	0.0	0.0	0.0	0.0
				처리방법	매 립	0.0															
					소 각	0.0															
					재 활 용	0.0															
					해역배출	0.0															
		C	33	발 생 량		0.0	0.0	0.0	0.0	0.0	0.0	0.0	0.0	0.0	0.0	0.0	0.0	0.0	0.0	0.0	0.0
				처리방법	매 립	0.0															
					소 각	0.0															
					재 활 용	0.0															
					해역배출	0.0															

(단위:톤/일)

지역구분		업종		발생량 및 처리현황		총계	가 연 성														
시도	시군구	대분류	중분류				소계	폐지류	폐목재류	폐합성고분자화합물				유기성오니류				동식물성잔재물	폐식용유	기타
										폐섬유류	폐합성 수지	폐합성 고무	폐피혁	폐수처리오니	공정오니	정수 처리오니	하수 처리오니			
인천	동구	E		발 생 량		0.9	0.1	0.0	0.0	0.0	0.1	0.0	0.0	0.0	0.0	0.0	0.0	0.0	0.0	0.0
				처리방법	매 립	0.0	0.0													
					소 각	0.1	0.1				0.1									
					재 활 용	0.8	0.0													
					해역배출	0.0	0.0													
		G		발 생 량		1.9	0.8	0.0	0.0	0.0	0.8	0.0	0.0	0.0	0.0	0.0	0.0	0.0	0.0	0.0
				처리방법	매 립	0.0	0.0													
					소 각	0.5	0.5				0.5									
					재 활 용	1.4	0.3				0.3									
					해역배출	0.0	0.0													
		L		발 생 량		2.3	2.0	1.5	0.0	0.0	0.2	0.0	0.0	0.0	0.0	0.0	0.0	0.2	0.0	0.1
				처리방법	매 립	0.3	0.0													
					소 각	2.0	2.0	1.5			0.2	0.0						0.2		0.1
					재 활 용	0.0	0.0													
					해역배출	0.0	0.0													
		P		발 생 량		0.3	0.3	0.0	0.0	0.0	0.3	0.0	0.0	0.0	0.0	0.0	0.0	0.0	0.0	0.0
				처리방법	매 립	0.0	0.0													
					소 각	0.3	0.3				0.3									
					재 활 용	0.0	0.0													
					해역배출	0.0	0.0													
		Q		발 생 량		1.3	0.4	0.0	0.0	0.0	0.4	0.0	0.0	0.0	0.0	0.0	0.0	0.0	0.0	0.0
				처리방법	매 립	0.0	0.0													
					소 각	0.4	0.4				0.4									
					재 활 용	0.9	0.0													
					해역배출	0.0	0.0													
	남구	소계		발 생 량		200.9	59.4	0.2	0.5	0.0	12.2	0.0	0.0	0.3	1.1	0.0	0.0	42.5	0.0	2.6
				처리방법	매 립	82.5	0.0	0.0	0.0	0.0	0.0	0.0	0.0	0.0	0.0	0.0	0.0	0.0	0.0	0.0
					소 각	8.2	8.2	0.0	0.2	0.0	6.5	0.0	0.0	0.3	1.1	0.0	0.0	0.0	0.0	0.1
					재 활 용	110.2	51.2	0.2	0.3	0.0	5.7	0.0	0.0	0.0	0.0	0.0	0.0	42.5	0.0	2.5
					해역배출	0.0	0.0	0.0	0.0	0.0	0.0	0.0	0.0	0.0	0.0	0.0	0.0	0.0	0.0	0.0
		C	24	발 생 량		2.0	0.1	0.0	0.0	0.0	0.1	0.0	0.0	0.0	0.0	0.0	0.0	0.0	0.0	0.0
				처리방법	매 립	0.0	0.0													
					소 각	0.1	0.1				0.1									
					재 활 용	1.9	0.0													
					해역배출	0.0	0.0													
		C	22	발 생 량		0.8	0.6	0.0	0.0	0.0	0.5	0.0	0.0	0.1	0.0	0.0	0.0	0.0	0.0	0.0
				처리방법	매 립	0.2	0.0													
					소 각	0.4	0.4				0.3			0.1						
					재 활 용	0.2	0.2				0.2									
					해역배출	0.0	0.0													
		C	29	발 생 량		12.3	0.7	0.2	0.1	0.0	0.2	0.0	0.0	0.1	0.0	0.0	0.0	0.0	0.0	0.1
				처리방법	매 립	2.9	0.0													
					소 각	0.1	0.1							0.1						
					재 활 용	9.3	0.6	0.2	0.1		0.2									0.1
					해역배출	0.0	0.0													
		C	20	발 생 량		32.7	2.0	0.0	0.1	0.0	0.8	0.0	0.0	0.0	1.1	0.0	0.0	0.0	0.0	0.0
				처리방법	매 립	2.3	0.0													
					소 각	2.0	2.0		0.1		0.8				1.1					
					재 활 용	28.4	0.0													
					해역배출	0.0	0.0													
		C	33	발 생 량		18.6	0.3	0.0	0.0	0.0	0.2	0.0	0.0	0.1	0.0	0.0	0.0	0.0	0.0	0.0
				처리방법	매 립	15.2	0.0													
					소 각	0.3	0.3				0.2			0.1						
					재 활 용	3.1	0.0													
					해역배출	0.0	0.0													

(단위:톤/일)

구분		업종		발생량 및 처리현황		불 연 성															
시도	시군구	대분류	중분류			소계	광재류	연소재	소각재	분진류	폐주물사 모래류	폐금속류	폐석회 석고류	폐촉매	폐흡착재폐흡수재	유리·도자기편류	무기성오니류				기타
																	폐수처리오니	공정오니	정수처리오니	하수처리오니	
인천	동구	E		발 생 량		0.8	0.0	0.0	0.0	0.0	0.6	0.0	0.0	0.0	0.0	0.0	0.0	0.0	0.0	0.0	0.2
				처리방법	매 립	0.0															
					소 각	0.0															
					재 활 용	0.8					0.6			0.0							0.2
					해역배출	0.0															
		G		발 생 량		1.1	0.0	0.0	0.0	0.0	0.0	0.0	0.0	0.0	0.0	0.0	0.0	0.0	0.0	0.0	1.1
				처리방법	매 립	0.0															
					소 각	0.0															
					재 활 용	1.1															1.1
					해역배출	0.0															
		L		발 생 량		0.3	0.0	0.0	0.3	0.0	0.0	0.0	0.0	0.0	0.0	0.0	0.0	0.0	0.0	0.0	0.0
				처리방법	매 립	0.3			0.3												
					소 각	0.0															
					재 활 용	0.0															
					해역배출	0.0															
		P		발 생 량		0.0	0.0	0.0	0.0	0.0	0.0	0.0	0.0	0.0	0.0	0.0	0.0	0.0	0.0	0.0	0.0
				처리방법	매 립	0.0															
					소 각	0.0															
					재 활 용	0.0															
					해역배출	0.0															
		Q		발 생 량		0.9	0.0	0.0	0.0	0.0	0.0	0.0	0.0	0.0	0.0	0.0	0.0	0.0	0.0	0.0	0.9
				처리방법	매 립	0.0															
					소 각	0.0											0.0				
					재 활 용	0.9									0.0	0.0					0.9
					해역배출	0.0															
	남구	소계		발 생 량		141.5	2.7	14.2	8.5	15.6	9.8	0.7	55.1	0.0	0.6	0.0	14.3	2.7	0.0	0.0	17.3
				처리방법	매 립	82.5	0.1	0.0	8.3	13.0	0.6	0.0	55.1	0.0	0.1	0.0	0.9	0.1	0.0	0.0	4.3
					소 각	0.0	0.0	0.0	0.0	0.0	0.0	0.0	0.0	0.0	0.0	0.0	0.0	0.0	0.0	0.0	0.0
					재 활 용	59.0	2.6	14.2	0.2	2.6	9.2	0.7	0.0	0.0	0.5	0.0	13.4	2.6	0.0	0.0	13.0
					해역배출	0.0	0.0	0.0	0.0	0.0	0.0	0.0	0.0	0.0	0.0	0.0	0.0	0.0	0.0	0.0	0.0
		C	24	발 생 량		1.9	0.0	0.0	0.0	0.0	0.0	0.7	0.0	0.0	0.0	0.0	0.0	1.2	0.0	0.0	0.0
				처리방법	매 립	0.0															
					소 각	0.0															
					재 활 용	1.9						0.7						1.2			
					해역배출	0.0															
		C	22	발 생 량		0.2	0.0	0.0	0.1	0.1	0.0	0.0	0.0	0.0	0.0	0.0	0.0	0.0	0.0	0.0	0.0
				처리방법	매 립	0.2			0.1	0.1											
					소 각	0.0															
					재 활 용	0.0															
					해역배출	0.0															
		C	29	발 생 량		11.6	0.0	0.0	0.0	2.9	8.5	0.0	0.0	0.0	0.2	0.0	0.0	0.0	0.0	0.0	0.0
				처리방법	매 립	2.9				2.9											
					소 각	0.0															
					재 활 용	8.7					8.5				0.2						
					해역배출	0.0															
		C	20	발 생 량		30.7	0.0	14.2	0.0	0.1	0.0	0.0	2.0	0.0	0.1	0.0	12.8	1.5	0.0	0.0	0.0
				처리방법	매 립	2.3				0.1			2.0		0.1			0.1			
					소 각	0.0															
					재 활 용	28.4		14.2									12.8	1.4			
					해역배출	0.0															
		C	33	발 생 량		18.3	0.0	0.0	8.4	9.0	0.5	0.0	0.0	0.0	0.2	0.0	0.2	0.0	0.0	0.0	0.0
				처리방법	매 립	15.2			8.2	6.4	0.5						0.1				
					소 각	0.0															
					재 활 용	3.1			0.2	2.6					0.2		0.1				
					해역배출	0.0															

(단위:톤/일)

지역구분		업종		발생량 및 처리현황		총계	가 연 성														
시도	시군구	대분류	중분류				소계	폐지류	폐목재류	폐합성고분자화합물				유기성오니류				동식물성잔재물	폐식용유	기타
										폐섬유류	폐합성 수지	폐합성 고무	폐피혁	폐수처리오니	공정오니	정수 처리오니	하수 처리오니			
인천	남구	C	16	발 생 량		1.0	0.6	0.0	0.0	0.0	0.6	0.0	0.0	0.0	0.0	0.0	0.0	0.0	0.0	0.0
				처리방법	매 립	0.3	0.0													
					소 각	0.3	0.3				0.3									
					재 활 용	0.4	0.3				0.3									
					해역배출	0.0	0.0													
		Q		발 생 량		0.1	0.0	0.0	0.0	0.0	0.0	0.0	0.0	0.0	0.0	0.0	0.0	0.0	0.0	0.0
				처리방법	매 립	0.1	0.0													
					소 각	0.0	0.0													
					재 활 용	0.0	0.0													
					해역배출	0.0	0.0													
		C	31	발 생 량		2.9	0.3	0.0	0.0	0.0	0.2	0.0	0.0	0.0	0.0	0.0	0.0	0.0	0.0	0.1
				처리방법	매 립	0.1	0.0													
					소 각	0.2	0.2				0.2									
					재 활 용	2.6	0.1													0.1
					해역배출	0.0	0.0													
		N		발 생 량		6.1	6.1	0.0	0.1	0.0	3.6	0.0	0.0	0.0	0.0	0.0	0.0	0.0	0.0	2.4
				처리방법	매 립	0.0	0.0													
					소 각	0.2	0.2		0.1											0.1
					재 활 용	5.9	5.9				3.6									2.3
					해역배출	0.0	0.0													
		P		발 생 량		2.6	2.6	0.0	0.0	0.0	2.6	0.0	0.0	0.0	0.0	0.0	0.0	0.0	0.0	0.0
				처리방법	매 립	0.0	0.0													
					소 각	2.5	2.5				2.5									
					재 활 용	0.1	0.1				0.1									
					해역배출	0.0	0.0													
		C	19	발 생 량		13.0	0.0	0.0	0.0	0.0	0.0	0.0	0.0	0.0	0.0	0.0	0.0	0.0	0.0	0.0
				처리방법	매 립	0.0	0.0													
					소 각	0.0	0.0													
					재 활 용	13.0	0.0													
					해역배출	0.0	0.0													
		C	25	발 생 량		8.0	2.7	0.0	0.0	0.0	2.7	0.0	0.0	0.0	0.0	0.0	0.0	0.0	0.0	0.0
				처리방법	매 립	4.0	0.0													
					소 각	1.8	1.8				1.8									
					재 활 용	2.2	0.9				0.9									
					해역배출	0.0	0.0													
		C	10	발 생 량		46.9	42.6	0.0	0.0	0.0	0.1	0.0	0.0	0.0	0.0	0.0	0.0	42.5	0.0	0.0
				처리방법	매 립	4.3	0.0													
					소 각	0.1	0.1				0.1									
					재 활 용	42.5	42.5											42.5		
					해역배출	0.0	0.0													
		F		발 생 량		53.5	0.4	0.0	0.2	0.0	0.2	0.0	0.0	0.0	0.0	0.0	0.0	0.0	0.0	0.0
				처리방법	매 립	53.1	0.0													
					소 각	0.1	0.1				0.1									
					재 활 용	0.3	0.3		0.2		0.1									
					해역배출	0.0	0.0													
		C	18	발 생 량		0.1	0.1	0.0	0.0	0.0	0.1	0.0	0.0	0.0	0.0	0.0	0.0	0.0	0.0	0.0
				처리방법	매 립	0.0	0.0													
					소 각	0.1	0.1				0.1									
					재 활 용	0.0	0.0													
					해역배출	0.0	0.0													
		C	26	발 생 량		0.3	0.3	0.0	0.0	0.0	0.3	0.0	0.0	0.0	0.0	0.0	0.0	0.0	0.0	0.0
				처리방법	매 립	0.0	0.0													
					소 각	0.0	0.0													
					재 활 용	0.3	0.3				0.3									
					해역배출	0.0	0.0													

(단위:톤/일)

구분		업종		발생량 및 처리현황		불 연 성															
시도	시군구	대분류	중분류			소계	광재류	연소재	소각재	분진류	폐주물사 모래류	폐금속류	폐석회 석고류	폐촉매	폐흡착재폐흡수재	유리·도자기편류	무기성오니류				기타
																	폐수처리오니	공정오니	정수처리오니	하수처리오니	
인천	남구	C	16	발 생 량		0.4	0.0	0.0	0.0	0.2	0.1	0.0	0.0	0.0	0.1	0.0	0.0	0.0	0.0	0.0	0.0
				처리방법	매 립	0.3				0.2	0.1										
					소 각	0.0															
					재 활 용	0.1									0.1						
					해역배출	0.0															
		Q		발 생 량		0.1	0.0	0.0	0.0	0.0	0.0	0.0	0.0	0.0	0.0	0.0	0.1	0.0	0.0	0.0	0.0
				처리방법	매 립	0.1											0.1				
					소 각	0.0															
					재 활 용	0.0															
					해역배출	0.0															
		C	31	발 생 량		2.6	2.5	0.0	0.0	0.0	0.1	0.0	0.0	0.0	0.0	0.0	0.0	0.0	0.0	0.0	0.0
				처리방법	매 립	0.1	0.1														
					소 각	0.0															
					재 활 용	2.5	2.4				0.1										
					해역배출	0.0															
		N		발 생 량		0.0	0.0	0.0	0.0	0.0	0.0	0.0	0.0	0.0	0.0	0.0	0.0	0.0	0.0	0.0	0.0
				처리방법	매 립	0.0															
					소 각	0.0															
					재 활 용	0.0															
					해역배출	0.0															
		P		발 생 량		0.0	0.0	0.0	0.0	0.0	0.0	0.0	0.0	0.0	0.0	0.0	0.0	0.0	0.0	0.0	0.0
				처리방법	매 립	0.0															
					소 각	0.0															
					재 활 용	0.0															
					해역배출	0.0															
		C	19	발 생 량		13.0	0.0	0.0	0.0	0.0	0.0	0.0	0.0	0.0	0.0	0.0	0.0	0.0	0.0	0.0	13.0
				처리방법	매 립	0.0															
					소 각	0.0															
					재 활 용	13.0															13.0
					해역배출	0.0															
		C	25	발 생 량		5.3	0.2	0.0	0.0	3.3	0.6	0.0	0.0	0.0	0.0	0.0	1.2	0.0	0.0	0.0	0.0
				처리방법	매 립	4.0				3.3							0.7				
					소 각	0.0															
					재 활 용	1.3	0.2				0.6						0.5				
					해역배출	0.0															
		C	10	발 생 량		4.3	0.0	0.0	0.0	0.0	0.0	0.0	0.0	0.0	0.0	0.0	0.0	0.0	0.0	0.0	4.3
				처리방법	매 립	4.3															4.3
					소 각	0.0															
					재 활 용	0.0															
					해역배출	0.0															
		F		발 생 량		53.1	0.0	0.0	0.0	0.0	0.0	0.0	53.1	0.0	0.0	0.0	0.0	0.0	0.0	0.0	0.0
				처리방법	매 립	53.1							53.1								
					소 각	0.0															
					재 활 용	0.0															
					해역배출	0.0															
		C	18	발 생 량		0.0	0.0	0.0	0.0	0.0	0.0	0.0	0.0	0.0	0.0	0.0	0.0	0.0	0.0	0.0	0.0
				처리방법	매 립	0.0															
					소 각	0.0															
					재 활 용	0.0															
					해역배출	0.0															
		C	26	발 생 량		0.0	0.0	0.0	0.0	0.0	0.0	0.0	0.0	0.0	0.0	0.0	0.0	0.0	0.0	0.0	0.0
				처리방법	매 립	0.0															
					소 각	0.0															
					재 활 용	0.0															
					해역배출	0.0															

(단위:톤/일)

지역구분		업종		발생량 및 처리현황		총계	가 연 성													
시도	시군구	대분류	중분류				소계	폐지류	폐목재류	폐합성고분자화합물				유기성오니류				동식물성잔재물	폐식용유	기타
										폐섬유류	폐합성 수지	폐합성 고무	폐피혁	폐수처리오니	공정오니	정수 처리오니	하수 처리오니			
인천	연수구	소계		발생량		54.1	0.2	0.0	0.0	0.0	0.2	0.0	0.0	0.0	0.0	0.0	0.0	0.0	0.0	0.0
				처리방법	매 립	49.9	0.0	0.0	0.0	0.0	0.0	0.0	0.0	0.0	0.0	0.0	0.0	0.0	0.0	0.0
					소 각	0.2	0.2	0.0	0.0	0.0	0.2	0.0	0.0	0.0	0.0	0.0	0.0	0.0	0.0	0.0
					재 활 용	4.0	0.0	0.0	0.0	0.0	0.0	0.0	0.0	0.0	0.0	0.0	0.0	0.0	0.0	0.0
					해역배출	0.0	0.0	0.0	0.0	0.0	0.0	0.0	0.0	0.0	0.0	0.0	0.0	0.0	0.0	0.0
		E		발생량		54.1	0.2	0.0	0.0	0.0	0.2	0.0	0.0	0.0	0.0	0.0	0.0	0.0	0.0	0.0
				처리방법	매 립	49.9	0.0													
					소 각	0.2	0.2				0.2									
					재 활 용	4.0	0.0													
					해역배출	0.0	0.0													
	남동구	소계		발생량		183.7	86.2	0.0	3.3	0.3	56.7	0.6	0.0	0.5	0.1	0.0	18.0	0.2	0.0	6.5
				처리방법	매 립	74.4	15.8	0.0	0.0	0.0	0.0	0.0	0.0	0.0	0.0	0.0	10.8	0.0	0.0	5.0
					소 각	19.2	19.1	0.0	0.9	0.0	17.9	0.1	0.0	0.0	0.1	0.0	0.0	0.0	0.0	0.1
					재 활 용	89.6	50.8	0.0	2.4	0.3	38.8	0.5	0.0	0.0	0.0	0.0	7.2	0.2	0.0	1.4
					해역배출	0.5	0.5	0.0	0.0	0.0	0.0	0.0	0.0	0.5	0.0	0.0	0.0	0.0	0.0	0.0
		C	10	발생량		1.0	0.8	0.0	0.0	0.0	0.0	0.0	0.0	0.5	0.0	0.0	0.0	0.2	0.0	0.1
				처리방법	매 립	0.2	0.0													
					소 각	0.1	0.1													0.1
					재 활 용	0.2	0.2											0.2		
					해역배출	0.5	0.5							0.5						
		C	13	발생량		0.3	0.3	0.0	0.0	0.3	0.0	0.0	0.0	0.0	0.0	0.0	0.0	0.0	0.0	0.0
				처리방법	매 립	0.0	0.0													
					소 각	0.0	0.0													
					재 활 용	0.3	0.3			0.3										
					해역배출	0.0	0.0													
		C	16	발생량		1.2	1.1	0.0	1.1	0.0	0.0	0.0	0.0	0.0	0.0	0.0	0.0	0.0	0.0	0.0
				처리방법	매 립	0.1	0.0													
					소 각	0.0	0.0													
					재 활 용	1.1	1.1		1.1											
					해역배출	0.0	0.0													
		C	17	발생량		0.6	0.6	0.0	0.0	0.0	0.6	0.0	0.0	0.0	0.0	0.0	0.0	0.0	0.0	0.0
				처리방법	매 립	0.0	0.0													
					소 각	0.2	0.2				0.2									
					재 활 용	0.4	0.4				0.4									
					해역배출	0.0	0.0													
		C	20	발생량		0.3	0.0	0.0	0.0	0.0	0.0	0.0	0.0	0.0	0.0	0.0	0.0	0.0	0.0	0.0
				처리방법	매 립	0.2	0.0													
					소 각	0.0	0.0													
					재 활 용	0.1	0.0													
					해역배출	0.0	0.0													
		C	21	발생량		0.1	0.0	0.0	0.0	0.0	0.0	0.0	0.0	0.0	0.0	0.0	0.0	0.0	0.0	0.0
				처리방법	매 립	0.0	0.0													
					소 각	0.1	0.0													
					재 활 용	0.0	0.0													
					해역배출	0.0	0.0													
		C	22	발생량		2.7	2.2	0.0	0.0	0.0	1.5	0.6	0.0	0.0	0.1	0.0	0.0	0.0	0.0	0.0
				처리방법	매 립	0.3	0.0													
					소 각	1.2	1.2				1.0	0.1			0.1					
					재 활 용	1.2	1.0				0.5	0.5								
					해역배출	0.0	0.0													
		C	24	발생량		66.9	27.1	0.0	0.0	0.0	27.1	0.0	0.0	0.0	0.0	0.0	0.0	0.0	0.0	0.0
				처리방법	매 립	22.0	0.0													
					소 각	12.5	12.5				12.5									
					재 활 용	32.4	14.6				14.6									
					해역배출	0.0	0.0													

(단위:톤/일)

구분		업종		발생량 및 처리현황		불 연 성															
시도	시군구	대분류	중분류			소계	광재류	연소재	소각재	분진류	폐주물사 모래류	폐금속류	폐석회 석고류	폐촉매	폐흡착재폐흡수재	유리·도자기편류	무기성오니류				기타
																	폐수처리오니	공정오니	정수처리오니	하수처리오니	
인천	연수구	소계		발 생 량		53.9	0.0	0.0	0.0	0.0	0.0	0.0	0.0	0.0	0.1	0.0	0.0	0.0	0.0	53.8	0.0
				처리방법	매 립	49.9	0.0	0.0	0.0	0.0	0.0	0.0	0.0	0.0	0.0	0.0	0.0	0.0	0.0	49.9	0.0
					소 각	0.0	0.0	0.0	0.0	0.0	0.0	0.0	0.0	0.0	0.0	0.0	0.0	0.0	0.0	0.0	0.0
					재 활 용	4.0	0.0	0.0	0.0	0.0	0.0	0.0	0.0	0.0	0.1	0.0	0.0	0.0	0.0	3.9	0.0
					해역배출	0.0	0.0	0.0	0.0	0.0	0.0	0.0	0.0	0.0	0.0	0.0	0.0	0.0	0.0	0.0	0.0
		E		발 생 량		53.9	0.0	0.0	0.0	0.0	0.0	0.0	0.0	0.0	0.1	0.0	0.0	0.0	0.0	53.8	0.0
				처리방법	매 립	49.9														49.9	
					소 각	0.0															
					재 활 용	4.0									0.1					3.9	0.0
					해역배출	0.0															
	남동구	소계		발 생 량		97.5	1.2	0.0	29.8	6.9	22.0	0.1	0.0	0.0	0.2	16.0	13.9	1.4	5.0	0.0	1.0
				처리방법	매 립	58.6	0.0	0.0	22.9	6.5	15.9	0.0	0.0	0.0	0.0	0.9	6.1	1.1	5.0	0.0	0.2
					소 각	0.1	0.0	0.0	0.0	0.0	0.0	0.0	0.0	0.0	0.0	0.0	0.0	0.1	0.0	0.0	0.0
					재활용	38.8	1.2	0.0	6.9	0.4	6.1	0.1	0.0	0.0	0.2	15.1	7.8	0.2	0.0	0.0	0.8
					해역배출	0.0	0.0	0.0	0.0	0.0	0.0	0.0	0.0	0.0	0.0	0.0	0.0	0.0	0.0	0.0	0.0
		C	10	발 생 량		0.2	0.0	0.0	0.0	0.0	0.0	0.0	0.0	0.0	0.0	0.0	0.2	0.0	0.0	0.0	0.0
				처리방법	매 립	0.2											0.2				
					소 각	0.0															
					재 활 용	0.0															
					해역배출	0.0															
		C	13	발 생 량		0.0	0.0	0.0	0.0	0.0	0.0	0.0	0.0	0.0	0.0	0.0	0.0	0.0	0.0	0.0	0.0
				처리방법	매 립	0.0															
					소 각	0.0															
					재 활 용	0.0															
					해역배출	0.0															
		C	16	발 생 량		0.1	0.0	0.0	0.1	0.0	0.0	0.0	0.0	0.0	0.0	0.0	0.0	0.0	0.0	0.0	0.0
				처리방법	매 립	0.1			0.1												
					소 각	0.0															
					재 활 용	0.0															
					해역배출	0.0															
		C	17	발 생 량		0.0	0.0	0.0	0.0	0.0	0.0	0.0	0.0	0.0	0.0	0.0	0.0	0.0	0.0	0.0	0.0
				처리방법	매 립	0.0															
					소 각	0.0															
					재 활 용	0.0															
					해역배출	0.0															
		C	20	발 생 량		0.3	0.0	0.0	0.0	0.0	0.0	0.0	0.0	0.0	0.0	0.0	0.0	0.3	0.0	0.0	0.0
				처리방법	매 립	0.2												0.2			
					소 각	0.0															
					재 활 용	0.1												0.1			
					해역배출	0.0															
		C	21	발 생 량		0.1	0.0	0.0	0.0	0.0	0.0	0.0	0.0	0.0	0.0	0.0	0.0	0.1	0.0	0.0	0.0
				처리방법	매 립	0.0															
					소 각	0.1												0.1			
					재 활 용	0.0															
					해역배출	0.0															
		C	22	발 생 량		0.5	0.0	0.0	0.2	0.0	0.0	0.0	0.0	0.0	0.2	0.0	0.0	0.1	0.0	0.0	0.0
				처리방법	매 립	0.3			0.2									0.1			
					소 각	0.0															
					재 활 용	0.2									0.2						
					해역배출	0.0															
		C	24	발 생 량		39.8	1.2	0.0	0.0	5.6	15.7	0.0	0.0	0.0	0.0	7.8	9.5	0.0	0.0	0.0	0.0
				처리방법	매 립	22.0				5.6	13.8						2.6				
					소 각	0.0															
					재 활 용	17.8	1.2				1.9					7.8	6.9				
					해역배출	0.0															

(단위:톤/일)

지역구분		업종		발생량 및 처리현황		총계	가 연 성														
시도	시군구	대분류	중분류				소계	폐지류	폐목재류	폐합성고분자화합물				유기성오니류				동식물성잔재물	폐식용유	기타
										폐섬유류	폐합성 수지	폐합성 고무	폐피혁	폐수처리오니	공정오니	정수 처리오니	하수 처리오니			
인천	남동구	C	25	발 생 량		0.1	0.0	0.0	0.0	0.0	0.0	0.0	0.0	0.0	0.0	0.0	0.0	0.0	0.0	0.0
				처리방법	매 립	0.0	0.0													
					소 각	0.0	0.0													
					재 활 용	0.1	0.0													
					해역배출	0.0	0.0													
		C	26	발 생 량		6.6	1.4	0.0	0.0	0.0	1.4	0.0	0.0	0.0	0.0	0.0	0.0	0.0	0.0	0.0
				처리방법	매 립	1.1	0.0													
					소 각	0.7	0.7				0.7									
					재 활 용	4.8	0.7				0.7									
					해역배출	0.0	0.0													
		C	32	발 생 량		13.8	11.9	0.0	1.1	0.0	10.8	0.0	0.0	0.0	0.0	0.0	0.0	0.0	0.0	0.0
				처리방법	매 립	1.0	0.0													
					소 각	3.3	3.3		0.9		2.4									
					재 활 용	9.5	8.6		0.2		8.4									
					해역배출	0.0	0.0													
		C	33	발 생 량		9.4	0.1	0.0	0.1	0.0	0.0	0.0	0.0	0.0	0.0	0.0	0.0	0.0	0.0	0.0
				처리방법	매 립	1.4	0.0													
					소 각	0.0	0.0													
					재 활 용	8.0	0.1		0.1											
					해역배출	0.0	0.0													
		E		발 생 량		59.3	28.4	0.0	0.0	0.0	10.4	0.0	0.0	0.0	0.0	0.0	18.0	0.0	0.0	0.0
				처리방법	매 립	34.2	10.8										10.8			
					소 각	0.4	0.4				0.4									
					재 활 용	24.7	17.2				10.0						7.2			
					해역배출	0.0	0.0													
		F		발 생 량		0.9	0.9	0.0	0.9	0.0	0.0	0.0	0.0	0.0	0.0	0.0	0.0	0.0	0.0	0.0
				처리방법	매 립	0.0	0.0													
					소 각	0.0	0.0													
					재 활 용	0.9	0.9		0.9											
					해역배출	0.0	0.0													
		L		발 생 량		0.1	0.1	0.0	0.1	0.0	0.0	0.0	0.0	0.0	0.0	0.0	0.0	0.0	0.0	0.0
				처리방법	매 립	0.0	0.0													
					소 각	0.0	0.0													
					재 활 용	0.1	0.1		0.1											
					해역배출	0.0	0.0													
		O		발 생 량		11.4	6.4	0.0	0.0	0.0	0.0	0.0	0.0	0.0	0.0	0.0	0.0	0.0	0.0	6.4
				처리방법	매 립	10.0	5.0													5.0
					소 각	0.0	0.0													
					재 활 용	1.4	1.4													1.4
					해역배출	0.0	0.0													
		S		발 생 량		9.0	4.9	0.0	0.0	0.0	4.9	0.0	0.0	0.0	0.0	0.0	0.0	0.0	0.0	0.0
				처리방법	매 립	3.9	0.0													
					소 각	0.7	0.7				0.7									
					재 활 용	4.4	4.2				4.2									
					해역배출	0.0	0.0													
	부평구	소계		발 생 량		143.1	114.1	0.0	9.2	0.0	24.9	0.2	0.0	48.2	0.0	0.0	0.0	27.6	0.0	4.0
				처리방법	매 립	17.8	1.0	0.0	0.0	0.0	0.0	0.0	0.0	0.3	0.0	0.0	0.0	0.0	0.0	0.7
					소 각	43.6	42.7	0.0	0.2	0.0	6.2	0.0	0.0	5.9	0.0	0.0	0.0	27.2	0.0	3.2
					재 활 용	59.9	48.6	0.0	9.0	0.0	18.7	0.2	0.0	20.2	0.0	0.0	0.0	0.4	0.0	0.1
					해역배출	21.8	21.8	0.0	0.0	0.0	0.0	0.0	0.0	21.8	0.0	0.0	0.0	0.0	0.0	0.0
		C	10	발 생 량		59.6	59.5	0.0	0.0	0.0	1.3	0.0	0.0	27.3	0.0	0.0	0.0	27.6	0.0	3.3
				처리방법	매 립	0.3	0.2							0.1						0.1
					소 각	32.9	32.9				0.8			1.7				27.2		3.2
					재 활 용	4.6	4.6				0.5			3.7				0.4		
					해역배출	21.8	21.8							21.8						

(단위:톤/일)

구분		업종		발생량 및 처리현황		불 연 성															
시도	시군구	대분류	중분류			소계	광재류	연소재	소각재	분진류	폐주물사 모래류	폐금속류	폐석회 석고류	폐촉매	폐흡착재폐흡수재	유리·도자기편류	무기성오니류				기타
																	폐수처리오니	공정오니	정수처리오니	하수처리오니	
인천	남동구	C	25	발 생 량		0.1	0.0	0.0	0.0	0.0	0.0	0.0	0.0	0.0	0.0	0.0	0.0	0.1	0.0	0.0	0.0
				처리방법	매 립	0.0															
					소 각	0.0															
					재 활 용	0.1												0.1			
					해역배출	0.0															
		C	26	발 생 량		5.2	0.0	0.0	0.0	0.1	4.0	0.1	0.0	0.0	0.0	0.0	1.0	0.0	0.0	0.0	0.0
				처리방법	매 립	1.1				0.1							1.0				
					소 각	0.0															
					재 활 용	4.1					4.0	0.1									
					해역배출	0.0															
		C	32	발 생 량		1.9	0.0	0.0	0.0	0.0	0.0	0.0	0.0	0.0	0.0	0.0	1.9	0.0	0.0	0.0	0.0
				처리방법	매 립	1.0											1.0				
					소 각	0.0															
					재 활 용	0.9											0.9				
					해역배출	0.0															
		C	33	발 생 량		9.3	0.0	0.0	0.0	0.6	1.2	0.0	0.0	0.0	0.0	7.3	0.0	0.0	0.0	0.0	0.2
				처리방법	매 립	1.4				0.2	1.2										
					소 각	0.0															
					재 활 용	7.9				0.4						7.3					0.2
					해역배출	0.0															
		E		발 생 량		30.9	0.0	0.0	29.5	0.0	0.5	0.0	0.0	0.0	0.0	0.0	0.0	0.3	0.0	0.0	0.6
				처리방법	매 립	23.4			22.6		0.5							0.3			
					소 각	0.0															
					재 활 용	7.5			6.9												0.6
					해역배출	0.0															
		F		발 생 량		0.0	0.0	0.0	0.0	0.0	0.0	0.0	0.0	0.0	0.0	0.0	0.0	0.0	0.0	0.0	0.0
				처리방법	매 립	0.0															
					소 각	0.0															
					재 활 용	0.0															
					해역배출	0.0															
		L		발 생 량		0.0	0.0	0.0	0.0	0.0	0.0	0.0	0.0	0.0	0.0	0.0	0.0	0.0	0.0	0.0	0.0
				처리방법	매 립	0.0															
					소 각	0.0															
					재 활 용	0.0															
					해역배출	0.0															
		O		발 생 량		5.0	0.0	0.0	0.0	0.0	0.0	0.0	0.0	0.0	0.0	0.0	0.0	0.0	5.0	0.0	0.0
				처리방법	매 립	5.0													5.0		
					소 각	0.0															
					재 활 용	0.0															
					해역배출	0.0															
		S		발 생 량		4.1	0.0	0.0	0.0	0.6	0.6	0.0	0.0	0.0	0.0	0.9	1.3	0.5	0.0	0.0	0.2
				처리방법	매 립	3.9				0.6	0.4					0.9	1.3	0.5			0.2
					소 각	0.0															
					재 활 용	0.2					0.2										
					해역배출	0.0															
	부평구	소계		발 생 량		29.0	0.1	0.1	0.0	0.0	8.1	0.0	1.6	0.0	0.2	0.1	1.3	1.4	16.0	0.1	0.0
				처리방법	매 립	16.8	0.0	0.1	0.0	0.0	0.0	0.0	0.2	0.0	0.0	0.0	0.4	0.1	16.0	0.0	0.0
					소 각	0.9	0.0	0.0	0.0	0.0	0.0	0.0	0.0	0.0	0.0	0.0	0.0	0.9	0.0	0.0	0.0
					재 활 용	11.3	0.1	0.0	0.0	0.0	8.1	0.0	1.4	0.0	0.2	0.1	0.9	0.4	0.0	0.1	0.0
					해역배출	0.0	0.0	0.0	0.0	0.0	0.0	0.0	0.0	0.0	0.0	0.0	0.0	0.0	0.0	0.0	0.0
		C	10	발 생 량		0.1	0.0	0.1	0.0	0.0	0.0	0.0	0.0	0.0	0.0	0.0	0.0	0.0	0.0	0.0	0.0
				처리방법	매 립	0.1		0.1													
					소 각	0.0															
					재 활 용	0.0										0.0					
					해역배출	0.0															

(단위:톤/일)

지역구분		업종		발생량 및 처리현황		총계	가 연 성														
시도	시군구	대분류	중분류				소계	폐지류	폐목재류	폐합성고분자화합물				유기성오니류				동식물성잔재물	폐식용유	기타
										폐섬유류	폐합성 수지	폐합성 고무	폐피혁	폐수처리오니	공정오니	정수 처리오니	하수 처리오니			
인천	부평구	C	13	발 생 량		0.1	0.1	0.0	0.0	0.0	0.0	0.0	0.0	0.1	0.0	0.0	0.0	0.0	0.0	0.0
				처리방법	매 립	0.1	0.1							0.1						
					소 각	0.0	0.0				0.0									
					재 활 용	0.0	0.0													
					해역배출	0.0	0.0													
		C	17	발 생 량		0.5	0.5	0.0	0.0	0.0	0.5	0.0	0.0	0.0	0.0	0.0	0.0	0.0	0.0	0.0
				처리방법	매 립	0.0	0.0													
					소 각	0.5	0.5				0.5									
					재 활 용	0.0	0.0													
					해역배출	0.0	0.0													
		C	20	발 생 량		2.5	1.1	0.0	0.0	0.0	0.5	0.0	0.0	0.0	0.0	0.0	0.0	0.0	0.0	0.6
				처리방법	매 립	0.6	0.6													0.6
					소 각	0.3	0.3				0.3									
					재 활 용	1.6	0.2				0.2									0.0
					해역배출	0.0	0.0													
		C	21	발 생 량		0.2	0.2	0.0	0.0	0.0	0.1	0.0	0.0	0.1	0.0	0.0	0.0	0.0	0.0	0.0
				처리방법	매 립	0.1	0.1							0.1						
					소 각	0.1	0.1				0.1									
					재 활 용	0.0	0.0													
					해역배출	0.0	0.0													
		C	22	발 생 량		6.5	6.3	0.0	0.2	0.0	6.0	0.1	0.0	0.0	0.0	0.0	0.0	0.0	0.0	0.0
				처리방법	매 립	0.0	0.0													
					소 각	0.9	0.9		0.2		0.7									
					재 활 용	5.6	5.4		0.0		5.3	0.1								
					해역배출	0.0	0.0													
		C	23	발 생 량		0.1	0.0	0.0	0.0	0.0	0.0	0.0	0.0	0.0	0.0	0.0	0.0	0.0	0.0	0.0
				처리방법	매 립	0.0	0.0													
					소 각	0.0	0.0													
					재 활 용	0.1	0.0													
					해역배출	0.0	0.0													
		C	24	발 생 량		3.7	0.0	0.0	0.0	0.0	0.0	0.0	0.0	0.0	0.0	0.0	0.0	0.0	0.0	0.0
				처리방법	매 립	0.2	0.0													
					소 각	0.0	0.0				0.0									
					재 활 용	3.5	0.0													
					해역배출	0.0	0.0													
		C	25	발 생 량		2.5	0.1	0.0	0.0	0.0	0.0	0.0	0.0	0.1	0.0	0.0	0.0	0.0	0.0	0.0
				처리방법	매 립	0.2	0.0													
					소 각	0.0	0.0				0.0									
					재 활 용	2.3	0.1							0.1	0.0					
					해역배출	0.0	0.0													
		C	26	발 생 량		11.3	11.3	0.0	0.0	0.0	8.6	0.0	0.0	2.7	0.0	0.0	0.0	0.0	0.0	0.0
				처리방법	매 립	0.0	0.0													
					소 각	2.4	2.4				2.4									
					재 활 용	8.9	8.9				6.2			2.7						0.0
					해역배출	0.0	0.0													
		C	27	발 생 량		0.1	0.0	0.0	0.0	0.0	0.0	0.0	0.0	0.0	0.0	0.0	0.0	0.0	0.0	0.0
				처리방법	매 립	0.1	0.0							0.0						
					소 각	0.0	0.0				0.0									
					재 활 용	0.0	0.0													
					해역배출	0.0	0.0													
		C	29	발 생 량		0.6	0.6	0.0	0.0	0.0	0.6	0.0	0.0	0.0	0.0	0.0	0.0	0.0	0.0	0.0
				처리방법	매 립	0.0	0.0													
					소 각	0.5	0.5				0.5									
					재 활 용	0.1	0.1				0.1									
					해역배출	0.0	0.0													

(단위:톤/일)

구분		업종		발생량 및 처리현황		불 연 성															
시도	시군구	대분류	중분류			소계	광재류	연소재	소각재	분진류	폐주물사 모래류	폐금속류	폐석회 석고류	폐촉매	폐흡착재폐흡수재	유리·도자기편류	무기성오니류				기타
																	폐수처리오니	공정오니	정수처리오니	하수처리오니	
인천	부평구	C	13	발 생 량		0.0	0.0	0.0	0.0	0.0	0.0	0.0	0.0	0.0	0.0	0.0	0.0	0.0	0.0	0.0	0.0
				처리방법	매 립	0.0															
					소 각	0.0															
					재 활 용	0.0															
					해역배출	0.0															
		C	17	발 생 량		0.0	0.0	0.0	0.0	0.0	0.0	0.0	0.0	0.0	0.0	0.0	0.0	0.0	0.0	0.0	0.0
				처리방법	매 립	0.0															
					소 각	0.0															
					재 활 용	0.0															
					해역배출	0.0															
		C	20	발 생 량		1.4	0.0	0.0	0.0	0.0	0.0	0.0	1.4	0.0	0.0	0.0	0.0	0.0	0.0	0.0	0.0
				처리방법	매 립	0.0											0.0				
					소 각	0.0															
					재 활 용	1.4							1.4								
					해역배출	0.0															
		C	21	발 생 량		0.0	0.0	0.0	0.0	0.0	0.0	0.0	0.0	0.0	0.0	0.0	0.0	0.0	0.0	0.0	0.0
				처리방법	매 립	0.0															
					소 각	0.0															
					재 활 용	0.0															
					해역배출	0.0															
		C	22	발 생 량		0.2	0.0	0.0	0.0	0.0	0.0	0.0	0.0	0.0	0.2	0.0	0.0	0.0	0.0	0.0	0.0
				처리방법	매 립	0.0					0.0										
					소 각	0.0															
					재 활 용	0.2									0.2						
					해역배출	0.0															
		C	23	발 생 량		0.1	0.0	0.0	0.0	0.0	0.0	0.0	0.0	0.0	0.0	0.1	0.0	0.0	0.0	0.0	0.0
				처리방법	매 립	0.0											0.0				
					소 각	0.0															
					재 활 용	0.1										0.1					
					해역배출	0.0															
		C	24	발 생 량		3.7	0.0	0.0	0.0	0.0	3.5	0.0	0.0	0.0	0.0	0.0	0.2	0.0	0.0	0.0	0.0
				처리방법	매 립	0.2											0.2				
					소 각	0.0															
					재 활 용	3.5					3.5										
					해역배출	0.0															
		C	25	발 생 량		2.4	0.1	0.0	0.0	0.0	0.8	0.0	0.0	0.0	0.0	0.0	1.1	0.4	0.0	0.0	0.0
				처리방법	매 립	0.2				0.0							0.2				
					소 각	0.0															
					재 활 용	2.2	0.1				0.8				0.0		0.9	0.4			
					해역배출	0.0															
		C	26	발 생 량		0.0	0.0	0.0	0.0	0.0	0.0	0.0	0.0	0.0	0.0	0.0	0.0	0.0	0.0	0.0	0.0
				처리방법	매 립	0.0															
					소 각	0.0															
					재 활 용	0.0															
					해역배출	0.0															
		C	27	발 생 량		0.1	0.0	0.0	0.0	0.0	0.0	0.0	0.0	0.0	0.0	0.0	0.0	0.1	0.0	0.0	0.0
				처리방법	매 립	0.1												0.1			
					소 각	0.0															
					재 활 용	0.0															
					해역배출	0.0															
		C	29	발 생 량		0.0	0.0	0.0	0.0	0.0	0.0	0.0	0.0	0.0	0.0	0.0	0.0	0.0	0.0	0.0	0.0
				처리방법	매 립	0.0															
					소 각	0.0															
					재 활 용	0.0															
					해역배출	0.0															

(단위:톤/일)

지역구분		업종		발생량 및 처리현황		총계	가 연 성														
시도	시군구	대분류	중분류				소계	폐지류	폐목재류	폐합성고분자화합물				유기성오니류				동식물성잔재물	폐식용유	기타
										폐섬유류	폐합성 수지	폐합성 고무	폐피혁	폐수처리오니	공정오니	정수 처리오니	하수 처리오니			
인천	부평구	C	30	발생량		39.2	34.3	0.0	9.0	0.0	7.2	0.1	0.0	17.9	0.0	0.0	0.0	0.0	0.0	0.1
				처리방법	매 립	0.2	0.0													
					소 각	5.9	5.0				0.8			4.2						
					재 활 용	33.1	29.3		9.0		6.4	0.1		13.7						0.1
					해역배출	0.0	0.0													
		M		발생량		0.0	0.0	0.0	0.0	0.0	0.0	0.0	0.0	0.0	0.0	0.0	0.0	0.0	0.0	0.0
				처리방법	매 립	0.0	0.0													
					소 각	0.0	0.0													
					재 활 용	0.0	0.0				0.0									
					해역배출	0.0	0.0													
		O		발생량		16.1	0.0	0.0	0.0	0.0	0.0	0.0	0.0	0.0	0.0	0.0	0.0	0.0	0.0	0.0
				처리방법	매 립	16.0	0.0													
					소 각	0.0	0.0													
					재 활 용	0.1	0.0													
					해역배출	0.0	0.0													
		Q		발생량		0.1	0.1	0.0	0.0	0.0	0.1	0.0	0.0	0.0	0.0	0.0	0.0	0.0	0.0	0.0
				처리방법	매 립	0.0	0.0													
					소 각	0.1	0.1				0.1									
					재 활 용	0.0	0.0													
					해역배출	0.0	0.0													
	계양구	소계		발생량		53.5	45.2	0.0	0.5	0.0	41.3	0.0	0.0	0.0	0.0	0.0	0.0	0.4	0.0	3.0
				처리방법	매 립	1.1	0.0	0.0	0.0	0.0	0.0	0.0	0.0	0.0	0.0	0.0	0.0	0.0	0.0	0.0
					소 각	2.6	2.6	0.0	0.0	0.0	2.6	0.0	0.0	0.0	0.0	0.0	0.0	0.0	0.0	0.0
					재 활 용	49.8	42.6	0.0	0.5	0.0	38.7	0.0	0.0	0.0	0.0	0.0	0.0	0.4	0.0	3.0
					해역배출	0.0	0.0	0.0	0.0	0.0	0.0	0.0	0.0	0.0	0.0	0.0	0.0	0.0	0.0	0.0
		C	22	발생량		10.4	6.8	0.0	0.5	0.0	2.9	0.0	0.0	0.0	0.0	0.0	0.0	0.4	0.0	3.0
				처리방법	매 립	1.1	0.0													
					소 각	0.8	0.8				0.8		0.0							
					재 활 용	8.5	6.0		0.5		2.1							0.4		3.0
					해역배출	0.0	0.0													
		E		발생량		38.0	38.0	0.0	0.0	0.0	38.0	0.0	0.0	0.0	0.0	0.0	0.0	0.0	0.0	0.0
				처리방법	매 립	0.0	0.0													
					소 각	1.4	1.4				1.4									
					재 활 용	36.6	36.6				36.6									
					해역배출	0.0	0.0													
		N		발생량		5.1	0.4	0.0	0.0	0.0	0.4	0.0	0.0	0.0	0.0	0.0	0.0	0.0	0.0	0.0
				처리방법	매 립	0.0	0.0													
					소 각	0.4	0.4				0.4									
					재 활 용	4.7	0.0													
					해역배출	0.0	0.0													
	서구	소계		발생량		2,085.8	567.3	0.2	35.7	1.4	263.8	1.5	0.0	54.7	51.8	0.0	94.7	5.4	0.0	58.1
				처리방법	매 립	1,367.0	269.1	0.0	0.0	0.0	109.2	0.0	0.0	12.0	0.2	0.0	92.0	0.0	0.0	55.7
					소 각	105.2	105.0	0.0	0.4	1.4	54.4	0.5	0.0	1.1	44.8	0.0	0.0	0.0	0.0	2.4
					재 활 용	568.9	148.5	0.2	35.3	0.0	98.7	1.0	0.0	2.5	2.7	0.0	2.7	5.4	0.0	0.0
					해역배출	44.7	44.7	0.0	0.0	0.0	1.5	0.0	0.0	39.1	4.1	0.0	0.0	0.0	0.0	0.0
		B		발생량		2.3	0.0	0.0	0.0	0.0	0.0	0.0	0.0	0.0	0.0	0.0	0.0	0.0	0.0	0.0
				처리방법	매 립	0.0	0.0													
					소 각	0.0	0.0													
					재 활 용	2.3	0.0													
					해역배출	0.0	0.0													
		C	10	발생량		68.6	49.4	0.0	0.2	0.0	1.4	0.0	0.0	37.9	4.1	0.0	0.0	4.8	0.0	1.0
				처리방법	매 립	0.0	0.0													
					소 각	2.2	2.2				1.2									1.0
					재 활 용	24.9	5.7		0.2		0.2			0.5				4.8		
					해역배출	41.5	41.5							37.4	4.1					

(단위:톤/일)

구분		업종		발생량 및 처리현황		불 연 성															
시도	시군구	대분류	중분류			소계	광재류	연소재	소각재	분진류	폐주물사 모래류	폐금속류	폐석회 석고류	폐촉매	폐흡착재폐흡수재	유리·도자기편류	무기성오니류				기타
																	폐수처리오니	공정오니	정수처리오니	하수처리오니	
인천	부평구	C	30	발 생 량		4.9	0.0	0.0	0.0	0.0	3.8	0.0	0.2	0.0	0.0	0.0	0.0	0.9	0.0	0.0	0.0
				처리방법	매 립	0.2							0.2								
					소 각	0.9												0.9			
					재 활 용	3.8					3.8				0.0						
					해역배출	0.0															
		M		발 생 량		0.0	0.0	0.0	0.0	0.0	0.0	0.0	0.0	0.0	0.0	0.0	0.0	0.0	0.0	0.0	0.0
				처리방법	매 립	0.0															
					소 각	0.0															
					재 활 용	0.0															
					해역배출	0.0															
		O		발 생 량		16.1	0.0	0.0	0.0	0.0	0.0	0.0	0.0	0.0	0.0	0.0	0.0	0.0	16.0	0.1	0.0
				처리방법	매 립	16.0													16.0		
					소 각	0.0															
					재 활 용	0.1														0.1	
					해역배출	0.0															
		Q		발 생 량		0.0	0.0	0.0	0.0	0.0	0.0	0.0	0.0	0.0	0.0	0.0	0.0	0.0	0.0	0.0	0.0
				처리방법	매 립	0.0									0.0						
					소 각	0.0															
					재 활 용	0.0															
					해역배출	0.0															
	계양구	소계		발 생 량		8.3	0.0	0.0	0.0	0.0	0.4	0.0	0.0	0.0	0.0	0.0	3.2	0.0	0.0	0.0	4.7
				처리방법	매 립	1.1	0.0	0.0	0.0	0.0	0.0	0.0	0.0	0.0	0.0	0.0	1.1	0.0	0.0	0.0	0.0
					소 각	0.0	0.0	0.0	0.0	0.0	0.0	0.0	0.0	0.0	0.0	0.0	0.0	0.0	0.0	0.0	0.0
					재 활 용	7.2	0.0	0.0	0.0	0.0	0.4	0.0	0.0	0.0	0.0	0.0	2.1	0.0	0.0	0.0	4.7
					해역배출	0.0	0.0	0.0	0.0	0.0	0.0	0.0	0.0	0.0	0.0	0.0	0.0	0.0	0.0	0.0	0.0
		C	22	발 생 량		3.6	0.0	0.0	0.0	0.0	0.4	0.0	0.0	0.0	0.0	0.0	3.2	0.0	0.0	0.0	0.0
				처리방법	매 립	1.1											1.1				
					소 각	0.0															
					재 활 용	2.5					0.4						2.1				
					해역배출	0.0															
		E		발 생 량		0.0	0.0	0.0	0.0	0.0	0.0	0.0	0.0	0.0	0.0	0.0	0.0	0.0	0.0	0.0	0.0
				처리방법	매 립	0.0															
					소 각	0.0															
					재 활 용	0.0															
					해역배출	0.0															
		N		발 생 량		4.7	0.0	0.0	0.0	0.0	0.0	0.0	0.0	0.0	0.0	0.0	0.0	0.0	0.0	0.0	4.7
				처리방법	매 립	0.0															
					소 각	0.0															
					재 활 용	4.7															4.7
					해역배출	0.0															
	서구	소계		발 생 량		1,518.5	29.2	15.9	1.4	59.1	213.4	1.3	130.4	2.0	5.1	9.7	14.7	15.6	17.6	0.1	1,003.0
				처리방법	매 립	1,097.9	0.5	0.0	0.2	52.0	6.7	0.0	0.6	0.6	0.7	2.0	11.3	2.8	17.5	0.0	1,003.0
					소 각	0.2	0.0	0.0	0.0	0.0	0.0	0.0	0.0	0.0	0.2	0.0	0.0	0.0	0.0	0.0	0.0
					재 활 용	420.4	28.7	15.9	1.2	7.1	206.7	1.3	129.8	1.4	4.2	7.7	3.4	12.8	0.1	0.1	0.0
					해역배출	0.0	0.0	0.0	0.0	0.0	0.0	0.0	0.0	0.0	0.0	0.0	0.0	0.0	0.0	0.0	0.0
		B		발 생 량		2.3	0.0	0.0	0.0	0.0	0.0	0.0	0.0	0.0	0.0	0.0	0.0	2.3	0.0	0.0	0.0
				처리방법	매 립	0.0															
					소 각	0.0															
					재 활 용	2.3												2.3			
					해역배출	0.0															
		C	10	발 생 량		19.2	0.0	15.9	0.0	0.0	0.0	0.0	0.0	0.0	3.3	0.0	0.0	0.0	0.0	0.0	0.0
				처리방법	매 립	0.0															
					소 각	0.0															
					재 활 용	19.2		15.9							3.3						
					해역배출	0.0															

(단위:톤/일)

지역구분		업종		발생량 및 처리현황		총계	가 연 성														
시도	시군구	대분류	중분류				소계	폐지류	폐목재류	폐합성고분자화합물				유기성오니류				동식물성잔재물	폐식용유	기타
										폐섬유류	폐합성 수지	폐합성 고무	폐피혁	폐수처리오니	공정오니	정수 처리오니	하수 처리오니			
인천	서구	C	13	발 생 량		0.0	0.0	0.0	0.0	0.0	0.0	0.0	0.0	0.0	0.0	0.0	0.0	0.0	0.0	0.0
				처리방법	매 립	0.0	0.0													
					소 각	0.0	0.0													
					재 활 용	0.0	0.0													
					해역배출	0.0	0.0													
		C	15	발 생 량		0.0	0.0	0.0	0.0	0.0	0.0	0.0	0.0	0.0	0.0	0.0	0.0	0.0	0.0	0.0
				처리방법	매 립	0.0	0.0													
					소 각	0.0	0.0													
					재 활 용	0.0	0.0													
					해역배출	0.0	0.0													
		C	16	발 생 량		29.1	28.4	0.0	22.3	0.0	3.3	0.0	0.0	2.0	0.0	0.0	0.0	0.0	0.0	0.8
				처리방법	매 립	1.5	0.8													0.8
					소 각	3.4	3.4		0.1		3.3									
					재 활 용	24.2	24.2		22.2					2.0						
					해역배출	0.0	0.0													
		C	17	발 생 량		1.9	1.9	0.0	0.0	0.0	1.9	0.0	0.0	0.0	0.0	0.0	0.0	0.0	0.0	0.0
				처리방법	매 립	0.0	0.0													
					소 각	1.9	1.9				1.9									
					재 활 용	0.0	0.0													
					해역배출	0.0	0.0													
		C	18	발 생 량		2.4	2.4	0.0	0.0	0.0	2.4	0.0	0.0	0.0	0.0	0.0	0.0	0.0	0.0	0.0
				처리방법	매 립	0.0	0.0													
					소 각	0.0	0.0													
					재 활 용	2.4	2.4				2.4									
					해역배출	0.0	0.0													
		C	19	발 생 량		9.5	5.1	0.2	0.5	0.0	1.6	0.0	0.0	0.0	0.0	0.0	0.0	0.0	0.0	2.8
				처리방법	매 립	4.4	1.4													1.4
					소 각	2.2	2.2				0.8									1.4
					재 활 용	2.9	1.5	0.2	0.5		0.8									
					해역배출	0.0	0.0													
		C	20	발 생 량		135.7	4.1	0.0	0.0	0.0	3.6	0.0	0.0	0.5	0.0	0.0	0.0	0.0	0.0	0.0
				처리방법	매 립	5.2	0.0													
					소 각	2.6	2.6				2.6									
					재 활 용	127.4	1.0				1.0									
					해역배출	0.5	0.5							0.5						
		C	22	발 생 량		38.0	37.8	0.0	0.0	0.0	37.8	0.0	0.0	0.0	0.0	0.0	0.0	0.0	0.0	0.0
				처리방법	매 립	0.2	0.0													
					소 각	2.3	2.3				2.3									
					재 활 용	35.5	35.5				35.5									
					해역배출	0.0	0.0													
		C	23	발 생 량		40.7	2.5	0.0	0.1	1.4	1.0	0.0	0.0	0.0	0.0	0.0	0.0	0.0	0.0	0.0
				처리방법	매 립	2.8	0.0													
					소 각	2.4	2.4			1.4	1.0									
					재 활 용	35.5	0.1		0.1											
					해역배출	0.0	0.0													
		C	24	발 생 량		248.1	13.5	0.0	0.2	0.0	2.3	0.0	0.0	0.0	11.0	0.0	0.0	0.0	0.0	0.0
				처리방법	매 립	46.2	0.0													
					소 각	12.7	12.7				1.7				11.0					
					재 활 용	189.2	0.8		0.2		0.6									
					해역배출	0.0	0.0													
		C	25	발 생 량		4.6	0.4	0.0	0.0	0.0	0.4	0.0	0.0	0.0	0.0	0.0	0.0	0.0	0.0	0.0
				처리방법	매 립	0.5	0.0													
					소 각	0.4	0.4				0.4									
					재 활 용	3.7	0.0													
					해역배출	0.0	0.0													

(단위:톤/일)

구분		업종		발생량 및 처리현황	불 연 성															
시도	시군구	대분류	중분류		소계	광재류	연소재	소각재	분진류	폐주물사 모래류	폐금속류	폐석회 석고류	폐촉매	폐흡착재폐흡수재	유리·도자기편류	무기성오니류				기타
																폐수처리오니	공정오니	정수처리오니	하수처리오니	
인천	서구	C	13	발 생 량	0.0	0.0	0.0	0.0	0.0	0.0	0.0	0.0	0.0	0.0	0.0	0.0	0.0	0.0	0.0	0.0
				처리방법 매 립	0.0															
				처리방법 소 각	0.0															
				처리방법 재 활 용	0.0															
				처리방법 해역배출	0.0															
		C	15	발 생 량	0.0	0.0	0.0	0.0	0.0	0.0	0.0	0.0	0.0	0.0	0.0	0.0	0.0	0.0	0.0	0.0
				처리방법 매 립	0.0															
				처리방법 소 각	0.0															
				처리방법 재 활 용	0.0															
				처리방법 해역배출	0.0															
		C	16	발 생 량	0.7	0.0	0.0	0.0	0.0	0.0	0.0	0.0	0.0	0.0	0.0	0.0	0.5	0.0	0.0	0.2
				처리방법 매 립	0.7												0.5			0.2
				처리방법 소 각	0.0															
				처리방법 재 활 용	0.0															
				처리방법 해역배출	0.0															
		C	17	발 생 량	0.0	0.0	0.0	0.0	0.0	0.0	0.0	0.0	0.0	0.0	0.0	0.0	0.0	0.0	0.0	0.0
				처리방법 매 립	0.0															
				처리방법 소 각	0.0															
				처리방법 재 활 용	0.0															
				처리방법 해역배출	0.0															
		C	18	발 생 량	0.0	0.0	0.0	0.0	0.0	0.0	0.0	0.0	0.0	0.0	0.0	0.0	0.0	0.0	0.0	0.0
				처리방법 매 립	0.0															
				처리방법 소 각	0.0															
				처리방법 재 활 용	0.0															
				처리방법 해역배출	0.0															
		C	19	발 생 량	4.4	0.0	0.0	0.0	0.0	2.4	0.0	0.0	2.0	0.0	0.0	0.0	0.0	0.0	0.0	0.0
				처리방법 매 립	3.0					2.4			0.6							
				처리방법 소 각	0.0															
				처리방법 재 활 용	1.4								1.4							
				처리방법 해역배출	0.0															
		C	20	발 생 량	131.6	0.0	0.0	0.0	0.0	0.6	0.0	126.4	0.0	0.0	0.0	4.1	0.5	0.0	0.0	0.0
				처리방법 매 립	5.2					0.6						4.1	0.5			
				처리방법 소 각	0.0															
				처리방법 재 활 용	126.4							126.4								
				처리방법 해역배출	0.0															
		C	22	발 생 량	0.2	0.0	0.0	0.0	0.0	0.0	0.0	0.0	0.0	0.0	0.0	0.2	0.0	0.0	0.0	0.0
				처리방법 매 립	0.2											0.2				
				처리방법 소 각	0.0															
				처리방법 재 활 용	0.0															
				처리방법 해역배출	0.0															
		C	23	발 생 량	38.2	0.0	0.0	1.4	5.0	19.7	0.0	0.8	0.0	0.0	7.9	0.0	3.4	0.0	0.0	0.0
				처리방법 매 립	2.8			0.2	1.3			0.1			1.2					
				처리방법 소 각	0.0															
				처리방법 재 활 용	35.4			1.2	3.7	19.7		0.7			6.7		3.4			
				처리방법 해역배출	0.0															
		C	24	발 생 량	234.6	27.3	0.0	0.0	42.9	157.3	1.3	0.5	0.0	0.0	1.0	3.3	1.0	0.0	0.0	0.0
				처리방법 매 립	46.2	0.1			41.9	0.7		0.5			0.5	2.5				
				처리방법 소 각	0.0															
				처리방법 재 활 용	188.4	27.2			1.0	156.6	1.3				0.5	0.8	1.0			
				처리방법 해역배출	0.0															
		C	25	발 생 량	4.2	0.0	0.0	0.0	0.0	1.7	0.0	0.0	0.0	0.0	0.1	2.0	0.4	0.0	0.0	0.0
				처리방법 매 립	0.5					0.3						0.1	0.1			
				처리방법 소 각	0.0															
				처리방법 재 활 용	3.7					1.4					0.1	1.9	0.3			
				처리방법 해역배출	0.0															

(단위:톤/일)

지역구분		업종		발생량 및 처리현황		총계	가 연 성														
시도	시군구	대분류	중분류				소계	폐지류	폐목재류	폐합성고분자화합물				유기성오니류				동식물성잔재물	폐식용유	기타
										폐섬유류	폐합성 수지	폐합성 고무	폐피혁	폐수처리오니	공정오니	정수 처리오니	하수 처리오니			
인천	서구	C	26	발 생 량		10.2	3.2	0.0	0.0	0.0	3.2	0.0	0.0	0.0	0.0	0.0	0.0	0.0	0.0	0.0
				처리방법	매 립	1.6	0.0													
					소 각	2.3	2.3				2.3									
					재 활 용	6.3	0.9				0.9									
					해역배출	0.0	0.0													
		C	27	발 생 량		0.6	0.6	0.0	0.0	0.0	0.6	0.0	0.0	0.0	0.0	0.0	0.0	0.0	0.0	0.0
				처리방법	매 립	0.0	0.0													
					소 각	0.6	0.6				0.6									
					재 활 용	0.0	0.0													
					해역배출	0.0	0.0													
		C	28	발 생 량		1.5	0.5	0.0	0.1	0.0	0.4	0.0	0.0	0.0	0.0	0.0	0.0	0.0	0.0	0.0
				처리방법	매 립	1.0	0.0													
					소 각	0.4	0.4				0.4									
					재 활 용	0.1	0.1		0.1											
					해역배출	0.0	0.0													
		C	29	발 생 량		29.9	3.4	0.0	0.4	0.0	3.0	0.0	0.0	0.0	0.0	0.0	0.0	0.0	0.0	0.0
				처리방법	매 립	6.5	0.0													
					소 각	1.6	1.6				1.6									
					재 활 용	21.8	1.8		0.4		1.4									
					해역배출	0.0	0.0													
		C	30	발 생 량		4.8	0.1	0.0	0.0	0.0	0.1	0.0	0.0	0.0	0.0	0.0	0.0	0.0	0.0	0.0
				처리방법	매 립	0.1	0.0													
					소 각	0.1	0.1				0.1									
					재 활 용	4.6	0.0													
					해역배출	0.0	0.0													
		C	31	발 생 량		1.1	0.5	0.0	0.3	0.0	0.2	0.0	0.0	0.0	0.0	0.0	0.0	0.0	0.0	0.0
				처리방법	매 립	0.6	0.0													
					소 각	0.2	0.2				0.2									
					재 활 용	0.3	0.3		0.3											
					해역배출	0.0	0.0													
		C	32	발 생 량		1.6	1.5	0.0	0.7	0.0	0.8	0.0	0.0	0.0	0.0	0.0	0.0	0.0	0.0	0.0
				처리방법	매 립	0.1	0.0													
					소 각	1.1	1.1		0.3		0.8									
					재 활 용	0.4	0.4		0.4											
					해역배출	0.0	0.0													
		C	33	발 생 량		3.7	0.5	0.0	0.2	0.0	0.3	0.0	0.0	0.0	0.0	0.0	0.0	0.0	0.0	0.0
				처리방법	매 립	0.6	0.0													
					소 각	0.3	0.3				0.3									
					재 활 용	2.8	0.2		0.2											
					해역배출	0.0	0.0													
		D		발 생 량		53.3	34.9	0.0	3.2	0.0	31.7	0.0	0.0	0.0	0.0	0.0	0.0	0.0	0.0	0.0
				처리방법	매 립	22.3	4.6				4.6									
					소 각	0.2	0.2				0.2									
					재 활 용	30.8	30.1		3.2		26.9									
					해역배출	0.0	0.0													
		E		발 생 량		1,249.1	237.1	0.0	6.0	0.0	161.1	0.7	0.0	13.1	2.7	0.0	0.0	0.0	0.0	53.5
				처리방법	매 립	1,176.4	170.1				104.6			12.0						53.5
					소 각	28.8	28.6				27.0	0.5		1.1						
					재 활 용	42.4	36.9		6.0		28.0	0.2			2.7					
					해역배출	1.5	1.5				1.5									
		F		발 생 량		4.7	0.4	0.0	0.0	0.0	0.2	0.0	0.0	0.0	0.2	0.0	0.0	0.0	0.0	0.0
				처리방법	매 립	0.3	0.2								0.2					
					소 각	0.2	0.2				0.2									
					재 활 용	4.2	0.0													
					해역배출	0.0	0.0													

(단위:톤/일)

구분		업종		발생량 및 처리현황		불 연 성															
시도	시군구	대분류	중분류			소계	광재류	연소재	소각재	분진류	폐주물사 모래류	폐금속류	폐석회 석고류	폐촉매	폐흡착재폐흡수재	유리·도자기편류	무기성오니류				기타
																	폐수처리오니	공정오니	정수처리오니	하수처리오니	
인천	서구	C	26	발 생 량		7.0	0.0	0.0	0.0	1.5	1.3	0.0	0.0	0.0	0.0	0.0	1.1	3.1	0.0	0.0	0.0
				처리방법	매 립	1.6				0.5							0.4	0.7			
					소 각	0.0															
					재 활 용	5.4				1.0	1.3						0.7	2.4			
					해역배출	0.0															
		C	27	발 생 량		0.0	0.0	0.0	0.0	0.0	0.0	0.0	0.0	0.0	0.0	0.0	0.0	0.0	0.0	0.0	0.0
				처리방법	매 립	0.0															
					소 각	0.0															
					재 활 용	0.0															
					해역배출	0.0															
		C	28	발 생 량		1.0	0.0	0.0	0.0	0.0	0.0	0.0	0.0	0.0	0.2	0.0	0.0	0.8	0.0	0.0	0.0
				처리방법	매 립	1.0									0.2			0.8			
					소 각	0.0															
					재 활 용	0.0															
					해역배출	0.0															
		C	29	발 생 량		26.5	0.0	0.0	0.0	6.2	19.8	0.0	0.0	0.0	0.2	0.0	0.3	0.0	0.0	0.0	0.0
				처리방법	매 립	6.5				5.9	0.3						0.3				
					소 각	0.0															
					재 활 용	20.0				0.3	19.5				0.2						
					해역배출	0.0															
		C	30	발 생 량		4.7	0.0	0.0	0.0	0.0	3.6	0.0	0.0	0.0	0.0	0.0	0.1	1.0	0.0	0.0	0.0
				처리방법	매 립	0.1											0.1				
					소 각	0.0															
					재 활 용	4.6					3.6							1.0			
					해역배출	0.0															
		C	31	발 생 량		0.6	0.4	0.0	0.0	0.2	0.0	0.0	0.0	0.0	0.0	0.0	0.0	0.0	0.0	0.0	0.0
				처리방법	매 립	0.6	0.4			0.2											
					소 각	0.0															
					재 활 용	0.0															
					해역배출	0.0															
		C	32	발 생 량		0.1	0.0	0.0	0.0	0.0	0.0	0.0	0.0	0.0	0.0	0.0	0.1	0.0	0.0	0.0	0.0
				처리방법	매 립	0.1											0.1				
					소 각	0.0															
					재 활 용	0.0															
					해역배출	0.0															
		C	33	발 생 량		3.2	0.0	0.0	0.0	0.2	2.6	0.0	0.0	0.0	0.0	0.1	0.2	0.0	0.0	0.0	0.1
				처리방법	매 립	0.6				0.2						0.1	0.2				0.1
					소 각	0.0															
					재 활 용	2.6					2.6										
					해역배출	0.0															
		D		발 생 량		18.4	0.0	0.0	0.0	0.0	0.0	0.0	0.0	0.0	0.0	0.0	0.0	0.9	17.5	0.0	0.0
				처리방법	매 립	17.7												0.2	17.5		
					소 각	0.0															
					재 활 용	0.7												0.7			
					해역배출	0.0															
		E		발 생 량		1,012.0	1.5	0.0	0.0	2.2	4.2	0.0	0.0	0.0	0.6	0.4	0.0	0.3	0.1	0.0	1,002.7
				처리방법	매 립	1,006.3				1.2	2.4										1,002.7
					소 각	0.2									0.2						
					재 활 용	5.5	1.5			1.0	1.8				0.4	0.4		0.3	0.1		
					해역배출	0.0															
		F		발 생 량		4.3	0.0	0.0	0.0	0.0	0.0	0.0	2.7	0.0	0.1	0.0	0.0	1.4	0.0	0.1	0.0
				처리방법	매 립	0.1									0.1						
					소 각	0.0															
					재 활 용	4.2							2.7					1.4		0.1	
					해역배출	0.0															

(단위:톤/일)

지역구분		업종		발생량 및 처리현황		총계	가 연 성														
시도	시군구	대분류	중분류				소계	폐지류	폐목재류	폐합성고분자화합물				유기성오니류				동식물성잔재물	폐식용유	기타
										폐섬유류	폐합성 수지	폐합성 고무	폐피혁	폐수처리오니	공정오니	정수 처리오니	하수 처리오니			
인천	서구	G		발 생 량		2.7	2.3	0.0	0.0	0.0	0.5	0.0	0.0	1.2	0.0	0.0	0.0	0.6	0.0	0.0
				처리방법	매 립	0.3	0.0													
					소 각	0.5	0.5				0.5									
					재 활 용	0.7	0.6											0.6		
					해역배출	1.2	1.2							1.2						
		H		발 생 량		1.4	1.4	0.0	1.4	0.0	0.0	0.0	0.0	0.0	0.0	0.0	0.0	0.0	0.0	0.0
				처리방법	매 립	0.0	0.0													
					소 각	0.0	0.0													
					재 활 용	1.4	1.4		1.4											
					해역배출	0.0	0.0													
		M		발 생 량		31.7	27.9	0.0	0.0	0.0	0.5	0.8	0.0	0.0	0.5	0.0	26.1	0.0	0.0	0.0
				처리방법	매 립	26.8	23.4										23.4			
					소 각	0.6	0.6				0.1				0.5					
					재 활 용	4.3	3.9				0.4	0.8					2.7			
					해역배출	0.0	0.0													
		N		발 생 량		0.2	0.0	0.0	0.0	0.0	0.0	0.0	0.0	0.0	0.0	0.0	0.0	0.0	0.0	0.0
				처리방법	매 립	0.2	0.0													
					소 각	0.0	0.0													
					재 활 용	0.0	0.0													
					해역배출	0.0	0.0													
		O		발 생 량		106.9	106.9	0.0	0.1	0.0	4.9	0.0	0.0	0.0	33.3	0.0	68.6	0.0	0.0	0.0
				처리방법	매 립	68.6	68.6										68.6			
					소 각	38.2	38.2				4.9				33.3					
					재 활 용	0.1	0.1		0.1											
					해역배출	0.0	0.0													
		R		발 생 량		0.0	0.0	0.0	0.0	0.0	0.0	0.0	0.0	0.0	0.0	0.0	0.0	0.0	0.0	0.0
				처리방법	매 립	0.0	0.0													
					소 각	0.0	0.0													
					재 활 용	0.0	0.0													
					해역배출	0.0	0.0													
		S		발 생 량		1.5	0.6	0.0	0.0	0.0	0.6	0.0	0.0	0.0	0.0	0.0	0.0	0.0	0.0	0.0
				처리방법	매 립	0.8	0.0													
					소 각	0.0	0.0													
					재 활 용	0.7	0.6				0.6									
					해역배출	0.0	0.0													
	강화군	소계		발 생 량		6.9	5.8	0.0	0.0	0.0	0.6	0.0	0.0	0.0	0.0	0.0	4.1	0.1	0.0	1.0
				처리방법	매 립	4.5	4.5	0.0	0.0	0.0	0.0	0.0	0.0	0.0	0.0	0.0	3.4	0.1	0.0	1.0
					소 각	0.4	0.4	0.0	0.0	0.0	0.4	0.0	0.0	0.0	0.0	0.0	0.0	0.0	0.0	0.0
					재 활 용	1.8	0.9	0.0	0.0	0.0	0.2	0.0	0.0	0.0	0.0	0.0	0.7	0.0	0.0	0.0
					해역배출	0.2	0.0	0.0	0.0	0.0	0.0	0.0	0.0	0.0	0.0	0.0	0.0	0.0	0.0	0.0
		C	10	발 생 량		0.1	0.1	0.0	0.0	0.0	0.0	0.0	0.0	0.0	0.0	0.0	0.0	0.1	0.0	0.0
				처리방법	매 립	0.1	0.1											0.1		
					소 각	0.0	0.0													
					재 활 용	0.0	0.0													
					해역배출	0.0	0.0													
		C	13	발 생 량		0.3	0.1	0.0	0.0	0.0	0.1	0.0	0.0	0.0	0.0	0.0	0.0	0.0	0.0	0.0
				처리방법	매 립	0.0	0.0													
					소 각	0.0	0.0													
					재 활 용	0.1	0.1				0.1									
					해역배출	0.2	0.0													
		C	33	발 생 량		0.8	0.0	0.0	0.0	0.0	0.0	0.0	0.0	0.0	0.0	0.0	0.0	0.0	0.0	0.0
				처리방법	매 립	0.0	0.0													
					소 각	0.0	0.0													
					재 활 용	0.8	0.0													
					해역배출	0.0	0.0													

(단위:톤/일)

구분		업종		발생량 및 처리현황		불 연 성															
시도	시군구	대분류	중분류			소계	광재류	연소재	소각재	분진류	폐주물사 모래류	폐금속류	폐석회 석고류	폐촉매	폐흡착재폐흡수재	유리·도자기편류	무기성오니류				기타
																	폐수처리오니	공정오니	정수처리오니	하수처리오니	
인천	서구	G		발 생 량		0.4	0.0	0.0	0.0	0.2	0.0	0.0	0.0	0.0	0.2	0.0	0.0	0.0	0.0	0.0	0.0
				처리방법	매 립	0.3				0.1					0.2						
					소 각	0.0															
					재 활 용	0.1				0.1											
					해역배출	0.0															
		H		발 생 량		0.0	0.0	0.0	0.0	0.0	0.0	0.0	0.0	0.0	0.0	0.0	0.0	0.0	0.0	0.0	0.0
				처리방법	매 립	0.0															
					소 각	0.0															
					재 활 용	0.0															
					해역배출	0.0															
		M		발 생 량		3.8	0.0	0.0	0.0	0.3	0.2	0.0	0.0	0.0	0.2	0.0	3.1	0.0	0.0	0.0	0.0
				처리방법	매 립	3.4				0.3							3.1				
					소 각	0.0															
					재 활 용	0.4					0.2				0.2						
					해역배출	0.0															
		N		발 생 량		0.2	0.0	0.0	0.0	0.0	0.0	0.0	0.0	0.0	0.2	0.0	0.0	0.0	0.0	0.0	0.0
				처리방법	매 립	0.2									0.2						
					소 각	0.0															
					재 활 용	0.0															
					해역배출	0.0															
		O		발 생 량		0.0	0.0	0.0	0.0	0.0	0.0	0.0	0.0	0.0	0.0	0.0	0.0	0.0	0.0	0.0	0.0
				처리방법	매 립	0.0															
					소 각	0.0															
					재 활 용	0.0															
					해역배출	0.0															
		R		발 생 량		0.0	0.0	0.0	0.0	0.0	0.0	0.0	0.0	0.0	0.0	0.0	0.0	0.0	0.0	0.0	0.0
				처리방법	매 립	0.0															
					소 각	0.0															
					재 활 용	0.0															
					해역배출	0.0															
		S		발 생 량		0.9	0.0	0.0	0.0	0.4	0.0	0.0	0.0	0.0	0.1	0.2	0.2	0.0	0.0	0.0	0.0
				처리방법	매 립	0.8				0.4						0.2	0.2				
					소 각	0.0															
					재 활 용	0.1									0.1						
					해역배출	0.0															
	강화군	소계		발 생 량		1.1	0.0	0.0	0.0	0.0	0.0	0.0	0.0	0.0	0.0	0.0	0.2	0.0	0.0	0.1	0.8
				처리방법	매 립	0.0	0.0	0.0	0.0	0.0	0.0	0.0	0.0	0.0	0.0	0.0	0.0	0.0	0.0	0.0	0.0
					소 각	0.0	0.0	0.0	0.0	0.0	0.0	0.0	0.0	0.0	0.0	0.0	0.0	0.0	0.0	0.0	0.0
					재 활 용	0.9	0.0	0.0	0.0	0.0	0.0	0.0	0.0	0.0	0.0	0.0	0.0	0.0	0.0	0.1	0.8
					해역배출	0.2	0.0	0.0	0.0	0.0	0.0	0.0	0.0	0.0	0.0	0.0	0.2	0.0	0.0	0.0	0.0
		C	10	발 생 량		0.0	0.0	0.0	0.0	0.0	0.0	0.0	0.0	0.0	0.0	0.0	0.0	0.0	0.0	0.0	0.0
				처리방법	매 립	0.0															
					소 각	0.0															
					재 활 용	0.0															
					해역배출	0.0															
		C	13	발 생 량		0.2	0.0	0.0	0.0	0.0	0.0	0.0	0.0	0.0	0.0	0.0	0.2	0.0	0.0	0.0	0.0
				처리방법	매 립	0.0															
					소 각	0.0															
					재 활 용	0.0															
					해역배출	0.2											0.2				
		C	33	발 생 량		0.8	0.0	0.0	0.0	0.0	0.0	0.0	0.0	0.0	0.0	0.0	0.0	0.0	0.0	0.0	0.8
				처리방법	매 립	0.0															
					소 각	0.0															
					재 활 용	0.8															0.8
					해역배출	0.0															

(단위:톤/일)

지역구분		업종		발생량 및 처리현황		총계	가 연 성													
시도	시군구	대분류	중분류				소계	폐지류	폐목재류	폐합성고분자화합물				유기성오니류				동식물성잔재물	폐식용유	기타
										폐섬유류	폐합성 수지	폐합성 고무	폐피혁	폐수처리오니	공정오니	정수 처리오니	하수 처리오니			
인천	강화군	E		발 생 량		5.7	5.6	0.0	0.0	0.0	0.5	0.0	0.0	0.0	0.0	0.0	4.1	0.0	0.0	1.0
				처리방법	매 립	4.4	4.4										3.4			1.0
					소 각	0.4	0.4				0.4									
					재 활 용	0.9	0.8				0.1						0.7			
					해역배출	0.0	0.0													
	옹진군	소계		발 생 량		2,653.9	2.1	0.0	0.5	0.0	0.9	0.3	0.0	0.0	0.0	0.0	0.0	0.2	0.0	0.2
				처리방법	매 립	1,361.0	0.0	0.0	0.0	0.0	0.0	0.0	0.0	0.0	0.0	0.0	0.0	0.0	0.0	0.0
					소 각	1.3	1.3	0.0	0.0	0.0	0.9	0.0	0.0	0.0	0.0	0.0	0.0	0.2	0.0	0.2
					재 활 용	1,291.6	0.8	0.0	0.5	0.0	0.0	0.3	0.0	0.0	0.0	0.0	0.0	0.0	0.0	0.0
					해역배출	0.0	0.0	0.0	0.0	0.0	0.0	0.0	0.0	0.0	0.0	0.0	0.0	0.0	0.0	0.0
		D		발 생 량		2,653.9	2.1	0.0	0.5	0.0	0.9	0.3	0.0	0.0	0.0	0.0	0.0	0.2	0.0	0.2
				처리방법	매 립	1,361.0	0.0													
					소 각	1.3	1.3				0.9							0.2		0.2
					재 활 용	1,291.6	0.8		0.5			0.3								
					해역배출	0.0	0.0													
	경제청	소계		발 생 량		61.1	60.3	0.0	0.0	0.0	1.3	0.0	0.0	0.5	0.0	0.0	0.0	0.5	0.0	58.0
				처리방법	매 립	57.4	56.6	0.0	0.0	0.0	0.0	0.0	0.0	0.0	0.0	0.0	0.0	0.0	0.0	56.6
					소 각	1.8	1.8	0.0	0.0	0.0	1.3	0.0	0.0	0.0	0.0	0.0	0.0	0.0	0.0	0.5
					재 활 용	0.6	0.6	0.0	0.0	0.0	0.0	0.0	0.0	0.0	0.0	0.0	0.0	0.5	0.0	0.1
					해역배출	1.3	1.3	0.0	0.0	0.0	0.0	0.0	0.0	0.5	0.0	0.0	0.0	0.0	0.0	0.8
		E		발 생 량		60.9	60.1	0.0	0.0	0.0	1.1	0.0	0.0	0.5	0.0	0.0	0.0	0.5	0.0	58.0
				처리방법	매 립	57.4	56.6													56.6
					소 각	1.6	1.6				1.1									0.5
					재 활 용	0.6	0.6											0.5		0.1
					해역배출	1.3	1.3							0.5						0.8
		I		발 생 량		0.2	0.2	0.0	0.0	0.0	0.2	0.0	0.0	0.0	0.0	0.0	0.0	0.0	0.0	0.0
				처리방법	매 립	0.0	0.0													
					소 각	0.2	0.2				0.2									
					재 활 용	0.0	0.0													
					해역배출	0.0	0.0													
광주	합계			발 생 량		755.6	360.7	20.8	11.4	8.7	71.9	16.8	0.0	36.5	54.4	16.1	95.9	10.2	0.0	18.0
				처리방법	매 립	205.7	11.3	0.0	0.0	0.0	2.4	0.0	0.0	4.5	2.9	0.7	0.2	0.1	0.0	0.5
					소 각	40.5	40.3	0.0	0.3	3.9	33.2	0.6	0.0	0.0	0.0	0.0	0.7	0.2	0.0	1.4
					재 활 용	503.4	303.1	20.8	11.1	4.8	36.3	16.2	0.0	26.0	51.5	15.4	95.0	9.9	0.0	16.1
					해역배출	6.0	6.0	0.0	0.0	0.0	0.0	0.0	0.0	6.0	0.0	0.0	0.0	0.0	0.0	0.0
	동구	소계		발 생 량		9.3	9.3	0.0	0.0	0.0	0.0	0.0	0.0	0.0	0.0	0.0	0.0	0.0	0.0	9.3
				처리방법	매 립	0.0	0.0	0.0	0.0	0.0	0.0	0.0	0.0	0.0	0.0	0.0	0.0	0.0	0.0	0.0
					소 각	0.0	0.0	0.0	0.0	0.0	0.0	0.0	0.0	0.0	0.0	0.0	0.0	0.0	0.0	0.0
					재 활 용	9.3	9.3	0.0	0.0	0.0	0.0	0.0	0.0	0.0	0.0	0.0	0.0	0.0	0.0	9.3
					해역배출	0.0	0.0	0.0	0.0	0.0	0.0	0.0	0.0	0.0	0.0	0.0	0.0	0.0	0.0	0.0
		F		발 생 량		0.1	0.1	0.0	0.0	0.0	0.0	0.0	0.0	0.0	0.0	0.0	0.0	0.0	0.0	0.1
				처리방법	매 립	0.0	0.0													
					소 각	0.0	0.0													
					재 활 용	0.1	0.1													0.1
					해역배출	0.0	0.0													
		D		발 생 량		9.2	9.2	0.0	0.0	0.0	0.0	0.0	0.0	0.0	0.0	0.0	0.0	0.0	0.0	9.2
				처리방법	매 립	0.0	0.0													
					소 각	0.0	0.0													
					재 활 용	9.2	9.2													9.2
					해역배출	0.0	0.0													
		Q		발 생 량		0.0	0.0	0.0	0.0	0.0	0.0	0.0	0.0	0.0	0.0	0.0	0.0	0.0	0.0	0.0
				처리방법	매 립	0.0	0.0							0.0						
					소 각	0.0	0.0													
					재 활 용	0.0	0.0													
					해역배출	0.0	0.0													

(단위:톤/일)

구분		업종		발생량 및 처리현황	불 연 성															
시도	시군구	대분류	중분류		소계	광재류	연소재	소각재	분진류	폐주물사 모래류	폐금속류	폐석회 석고류	폐촉매	폐흡착재폐흡수재	유리·도자기편류	무기성오니류				기타
																폐수처리오니	공정오니	정수처리오니	하수처리오니	
인천	강화군	E		발 생 량	0.1	0.0	0.0	0.0	0.0	0.0	0.0	0.0	0.0	0.0	0.0	0.0	0.0	0.0	0.1	0.0
				처리방법 매 립	0.0															
				처리방법 소 각	0.0															
				처리방법 재 활 용	0.1														0.1	
				처리방법 해역배출	0.0															
	옹진군	소계		발 생 량	2,651.8	0.0	2,647.0	0.0	0.0	0.0	0.0	0.8	0.8	0.0	0.0	3.2	0.0	0.0	0.0	0.0
				처리방법 매 립	1,361.0	0.0	1,361.0	0.0	0.0	0.0	0.0	0.0	0.0	0.0	0.0	0.0	0.0	0.0	0.0	0.0
				처리방법 소 각	0.0	0.0	0.0	0.0	0.0	0.0	0.0	0.0	0.0	0.0	0.0	0.0	0.0	0.0	0.0	0.0
				처리방법 재 활 용	1,290.8	0.0	1,286.0	0.0	0.0	0.0	0.0	0.8	0.8	0.0	0.0	3.2	0.0	0.0	0.0	0.0
				처리방법 해역배출	0.0	0.0	0.0	0.0	0.0	0.0	0.0	0.0	0.0	0.0	0.0	0.0	0.0	0.0	0.0	0.0
		D		발 생 량	2,651.8	0.0	2,647.0	0.0	0.0	0.0	0.0	0.8	0.8	0.0	0.0	3.2	0.0	0.0	0.0	0.0
				처리방법 매 립	1,361.0		1,361.0													
				처리방법 소 각	0.0															
				처리방법 재 활 용	1,290.8		1,286.0					0.8	0.8			3.2				
				처리방법 해역배출	0.0															
	경제청	소계		발 생 량	0.8	0.0	0.0	0.0	0.0	0.0	0.0	0.0	0.0	0.0	0.0	0.8	0.0	0.0	0.0	0.0
				처리방법 매 립	0.8	0.0	0.0	0.0	0.0	0.0	0.0	0.0	0.0	0.0	0.0	0.8	0.0	0.0	0.0	0.0
				처리방법 소 각	0.0	0.0	0.0	0.0	0.0	0.0	0.0	0.0	0.0	0.0	0.0	0.0	0.0	0.0	0.0	0.0
				처리방법 재 활 용	0.0	0.0	0.0	0.0	0.0	0.0	0.0	0.0	0.0	0.0	0.0	0.0	0.0	0.0	0.0	0.0
				처리방법 해역배출	0.0	0.0	0.0	0.0	0.0	0.0	0.0	0.0	0.0	0.0	0.0	0.0	0.0	0.0	0.0	0.0
		E		발 생 량	0.8	0.0	0.0	0.0	0.0	0.0	0.0	0.0	0.0	0.0	0.0	0.8	0.0	0.0	0.0	0.0
				처리방법 매 립	0.8											0.8				
				처리방법 소 각	0.0															
				처리방법 재 활 용	0.0															
				처리방법 해역배출	0.0															
		I		발 생 량	0.0	0.0	0.0	0.0	0.0	0.0	0.0	0.0	0.0	0.0	0.0	0.0	0.0	0.0	0.0	0.0
				처리방법 매 립	0.0					0.0							0.0			
				처리방법 소 각	0.0															
				처리방법 재 활 용	0.0									0.0						
				처리방법 해역배출	0.0															
광주	합계			발 생 량	394.9	13.5	0.0	62.9	20.0	61.5	0.0	0.3	0.0	1.5	10.8	25.5	3.5	0.5	0.0	194.9
				처리방법 매 립	194.4	0.0	0.0	62.9	3.7	1.9	0.0	0.3	0.0	0.6	1.7	25.5	3.5	0.0	0.0	94.3
				처리방법 소 각	0.2	0.0	0.0	0.0	0.0	0.0	0.0	0.0	0.0	0.0	0.0	0.0	0.0	0.0	0.0	0.2
				처리방법 재 활 용	200.3	13.5	0.0	0.0	16.3	59.6	0.0	0.0	0.0	0.9	9.1	0.0	0.0	0.5	0.0	100.4
				처리방법 해역배출	0.0	0.0	0.0	0.0	0.0	0.0	0.0	0.0	0.0	0.0	0.0	0.0	0.0	0.0	0.0	0.0
	동구	소계		발 생 량	0.0	0.0	0.0	0.0	0.0	0.0	0.0	0.0	0.0	0.0	0.0	0.0	0.0	0.0	0.0	0.0
				처리방법 매 립	0.0	0.0	0.0	0.0	0.0	0.0	0.0	0.0	0.0	0.0	0.0	0.0	0.0	0.0	0.0	0.0
				처리방법 소 각	0.0	0.0	0.0	0.0	0.0	0.0	0.0	0.0	0.0	0.0	0.0	0.0	0.0	0.0	0.0	0.0
				처리방법 재 활 용	0.0	0.0	0.0	0.0	0.0	0.0	0.0	0.0	0.0	0.0	0.0	0.0	0.0	0.0	0.0	0.0
				처리방법 해역배출	0.0	0.0	0.0	0.0	0.0	0.0	0.0	0.0	0.0	0.0	0.0	0.0	0.0	0.0	0.0	0.0
		F		발 생 량	0.0	0.0	0.0	0.0	0.0	0.0	0.0	0.0	0.0	0.0	0.0	0.0	0.0	0.0	0.0	0.0
				처리방법 매 립	0.0															
				처리방법 소 각	0.0															
				처리방법 재 활 용	0.0															
				처리방법 해역배출	0.0															
		D		발 생 량	0.0	0.0	0.0	0.0	0.0	0.0	0.0	0.0	0.0	0.0	0.0	0.0	0.0	0.0	0.0	0.0
				처리방법 매 립	0.0															
				처리방법 소 각	0.0															
				처리방법 재 활 용	0.0															
				처리방법 해역배출	0.0															
		Q		발 생 량	0.0	0.0	0.0	0.0	0.0	0.0	0.0	0.0	0.0	0.0	0.0	0.0	0.0	0.0	0.0	0.0
				처리방법 매 립	0.0															
				처리방법 소 각	0.0															
				처리방법 재 활 용	0.0															
				처리방법 해역배출	0.0															

(단위:톤/일)

지역구분		업종		발생량 및 처리현황		총계	가 연 성														
시도	시군구	대분류	중분류				소계	폐지류	폐목재류	폐합성고분자화합물				유기성오니류				동식물성잔재물	폐식용유	기타
										폐섬유류	폐합성 수지	폐합성 고무	폐피혁	폐수처리오니	공정오니	정수 처리오니	하수 처리오니			
광주	서구	소계		발 생 량		242.9	103.5	0.0	0.9	0.0	4.1	0.3	0.0	1.2	1.6	0.0	95.2	0.2	0.0	0.0
				처리방법	매 립	141.7	3.1	0.0	0.0	0.0	0.0	0.0	0.0	1.2	1.6	0.0	0.2	0.1	0.0	0.0
					소 각	3.7	3.7	0.0	0.0	0.0	3.7	0.0	0.0	0.0	0.0	0.0	0.0	0.0	0.0	0.0
					재 활 용	97.5	96.7	0.0	0.9	0.0	0.4	0.3	0.0	0.0	0.0	0.0	95.0	0.1	0.0	0.0
					해역배출	0.0	0.0	0.0	0.0	0.0	0.0	0.0	0.0	0.0	0.0	0.0	0.0	0.0	0.0	0.0
		C	30	발 생 량		10.4	4.8	0.0	0.7	0.0	3.9	0.1	0.0	0.0	0.0	0.0	0.0	0.1	0.0	0.0
				처리방법	매 립	5.5	0.0													
					소 각	3.7	3.7				3.7									
					재 활 용	1.2	1.1		0.7		0.2	0.1						0.1		
					해역배출	0.0	0.0													
		M		발 생 량		167.7	67.0	0.0	0.0	0.0	0.0	0.0	0.0	1.2	1.6	0.0	64.2	0.0	0.0	0.0
				처리방법	매 립	103.2	2.8							1.2	1.6					
					소 각	0.0	0.0													
					재 활 용	64.5	64.2										64.2			
					해역배출	0.0	0.0													
		E		발 생 량		64.8	31.7	0.0	0.2	0.0	0.2	0.2	0.0	0.0	0.0	0.0	31.0	0.1	0.0	0.0
				처리방법	매 립	33.0	0.3										0.2	0.1		
					소 각	0.0	0.0													
					재 활 용	31.8	31.4		0.2		0.2	0.2					30.8			
					해역배출	0.0	0.0													
	남구	소계		발 생 량		54.6	54.6	0.0	0.0	0.0	0.8	0.0	0.0	0.8	36.2	16.1	0.7	0.0	0.0	0.0
				처리방법	매 립	1.5	1.5	0.0	0.0	0.0	0.0	0.0	0.0	0.8	0.0	0.7	0.0	0.0	0.0	0.0
					소 각	1.1	1.1	0.0	0.0	0.0	0.4	0.0	0.0	0.0	0.0	0.0	0.7	0.0	0.0	0.0
					재 활 용	52.0	52.0	0.0	0.0	0.0	0.4	0.0	0.0	0.0	36.2	15.4	0.0	0.0	0.0	0.0
					해역배출	0.0	0.0	0.0	0.0	0.0	0.0	0.0	0.0	0.0	0.0	0.0	0.0	0.0	0.0	0.0
		E		발 생 량		46.5	46.5	0.0	0.0	0.0	0.8	0.0	0.0	0.8	36.2	8.0	0.7	0.0	0.0	0.0
				처리방법	매 립	0.8	0.8							0.8						
					소 각	1.1	1.1				0.4						0.7			
					재 활 용	44.6	44.6				0.4				36.2	8.0				
					해역배출	0.0	0.0													
		D		발 생 량		8.1	8.1	0.0	0.0	0.0	0.0	0.0	0.0	0.0	0.0	8.1	0.0	0.0	0.0	0.0
				처리방법	매 립	0.7	0.7									0.7				
					소 각	0.0	0.0													
					재 활 용	7.4	7.4									7.4				
					해역배출	0.0	0.0													
	북구	소계		발 생 량		65.0	50.4	0.3	0.9	6.8	7.3	0.1	0.0	14.7	4.0	0.0	0.0	9.4	0.0	6.9
				처리방법	매 립	6.5	1.3	0.0	0.0	0.0	0.0	0.0	0.0	1.2	0.0	0.0	0.0	0.0	0.0	0.1
					소 각	5.1	5.1	0.0	0.0	3.3	1.1	0.0	0.0	0.0	0.0	0.0	0.0	0.0	0.0	0.7
					재 활 용	53.4	44.0	0.3	0.9	3.5	6.2	0.1	0.0	13.5	4.0	0.0	0.0	9.4	0.0	6.1
					해역배출	0.0	0.0	0.0	0.0	0.0	0.0	0.0	0.0	0.0	0.0	0.0	0.0	0.0	0.0	0.0
		A		발 생 량		9.3	9.3	0.0	0.0	0.0	0.0	0.0	0.0	0.0	1.2	0.0	0.0	8.1	0.0	0.0
				처리방법	매 립	0.0	0.0	0.0	0.0	0.0	0.0	0.0	0.0	0.0	0.0	0.0	0.0	0.0	0.0	0.0
					소 각	0.0	0.0	0.0	0.0	0.0	0.0	0.0	0.0	0.0	0.0	0.0	0.0	0.0	0.0	0.0
					재 활 용	9.3	9.3	0.0	0.0	0.0	0.0	0.0	0.0	0.0	1.2	0.0	0.0	8.1	0.0	0.0
					해역배출	0.0	0.0	0.0	0.0	0.0	0.0	0.0	0.0	0.0	0.0	0.0	0.0	0.0	0.0	0.0
		C	10	발 생 량		15.7	15.7	0.0	0.0	0.0	0.1	0.0	0.0	10.9	2.5	0.0	0.0	0.5	0.0	1.7
				처리방법	매 립	0.1	0.1	0.0	0.0	0.0	0.0	0.0	0.0	0.0	0.0	0.0	0.0	0.0	0.0	0.1
					소 각	0.0	0.0	0.0	0.0	0.0	0.0	0.0	0.0	0.0	0.0	0.0	0.0	0.0	0.0	0.0
					재 활 용	15.6	15.6	0.0	0.0	0.0	0.1	0.0	0.0	10.9	2.5	0.0	0.0	0.5	0.0	1.6
					해역배출	0.0	0.0	0.0	0.0	0.0	0.0	0.0	0.0	0.0	0.0	0.0	0.0	0.0	0.0	0.0
		C	11	발 생 량		14.8	4.8	0.3	0.1	0.0	1.0	0.0	0.0	2.7	0.3	0.0	0.0	0.0	0.0	0.4
				처리방법	매 립	1.5	0.2	0.0	0.0	0.0	0.0	0.0	0.0	0.2	0.0	0.0	0.0	0.0	0.0	0.0
					소 각	0.3	0.3	0.0	0.0	0.0	0.1	0.0	0.0	0.0	0.0	0.0	0.0	0.0	0.0	0.2
					재 활 용	13.0	4.3	0.3	0.1	0.0	0.9	0.0	0.0	2.5	0.3	0.0	0.0	0.0	0.0	0.2
					해역배출	0.0	0.0	0.0	0.0	0.0	0.0	0.0	0.0	0.0	0.0	0.0	0.0	0.0	0.0	0.0

(단위:톤/일)

구분		업종		발생량 및 처리현황		불 연 성															
																	무기성오니류				
시도	시군구	대분류	중분류			소계	광재류	연소재	소각재	분진류	폐주물사 모래류	폐금속류	폐석회 석고류	폐촉매	폐흡착재폐흡수재	유리·도자기편류	폐수처리오니	공정오니	정수처리오니	하수처리오니	기타
광주	서구	소계		발 생 량		139.4	0.0	0.0	35.9	2.8	0.0	0.0	0.0	0.0	0.5	0.5	11.5	0.0	0.0	0.0	88.2
				처리방법	매 립	138.6	0.0	0.0	35.9	2.8	0.0	0.0	0.0	0.0	0.5	0.1	11.5	0.0	0.0	0.0	87.8
					소 각	0.0	0.0	0.0	0.0	0.0	0.0	0.0	0.0	0.0	0.0	0.0	0.0	0.0	0.0	0.0	0.0
					재 활 용	0.8	0.0	0.0	0.0	0.0	0.0	0.0	0.0	0.0	0.0	0.4	0.0	0.0	0.0	0.0	0.4
					해역배출	0.0	0.0	0.0	0.0	0.0	0.0	0.0	0.0	0.0	0.0	0.0	0.0	0.0	0.0	0.0	0.0
		C	30	발 생 량		5.6	0.0	0.0	0.0	0.0	0.0	0.0	0.0	0.0	0.0	0.0	5.1	0.0	0.0	0.0	0.5
				처리방법	매 립	5.5											5.1				0.4
					소 각	0.0															
					재 활 용	0.1															0.1
					해역배출	0.0															
		M		발 생 량		100.7	0.0	0.0	35.9	0.0	0.0	0.0	0.0	0.0	0.5	0.1	6.4	0.0	0.0	0.0	57.8
				처리방법	매 립	100.4			35.9						0.5	0.1	6.4				57.5
					소 각	0.0															
					재 활 용	0.3															0.3
					해역배출	0.0															
		E		발 생 량		33.1	0.0	0.0	0.0	2.8	0.0	0.0	0.0	0.0	0.0	0.4	0.0	0.0	0.0	0.0	29.9
				처리방법	매 립	32.7				2.8											29.9
					소 각	0.0															
					재 활 용	0.4										0.4					
					해역배출	0.0															
	남구	소계		발 생 량		0.0	0.0	0.0	0.0	0.0	0.0	0.0	0.0	0.0	0.0	0.0	0.0	0.0	0.0	0.0	0.0
				처리방법	매 립	0.0	0.0	0.0	0.0	0.0	0.0	0.0	0.0	0.0	0.0	0.0	0.0	0.0	0.0	0.0	0.0
					소 각	0.0	0.0	0.0	0.0	0.0	0.0	0.0	0.0	0.0	0.0	0.0	0.0	0.0	0.0	0.0	0.0
					재 활 용	0.0	0.0	0.0	0.0	0.0	0.0	0.0	0.0	0.0	0.0	0.0	0.0	0.0	0.0	0.0	0.0
					해역배출	0.0	0.0	0.0	0.0	0.0	0.0	0.0	0.0	0.0	0.0	0.0	0.0	0.0	0.0	0.0	0.0
		E		발 생 량		0.0	0.0	0.0	0.0	0.0	0.0	0.0	0.0	0.0	0.0	0.0	0.0	0.0	0.0	0.0	0.0
				처리방법	매 립	0.0															
					소 각	0.0															
					재 활 용	0.0															
					해역배출	0.0															
		D		발 생 량		0.0	0.0	0.0	0.0	0.0	0.0	0.0	0.0	0.0	0.0	0.0	0.0	0.0	0.0	0.0	0.0
				처리방법	매 립	0.0															
					소 각	0.0															
					재 활 용	0.0															
					해역배출	0.0															
	북구	소계		발 생 량		14.6	0.0	0.0	0.3	0.0	0.0	0.0	0.0	0.0	0.2	9.3	4.1	0.1	0.5	0.0	0.1
				처리방법	매 립	5.2	0.0	0.0	0.3	0.0	0.0	0.0	0.0	0.0	0.0	0.7	4.1	0.1	0.0	0.0	0.0
					소 각	0.0	0.0	0.0	0.0	0.0	0.0	0.0	0.0	0.0	0.0	0.0	0.0	0.0	0.0	0.0	0.0
					재 활 용	9.4	0.0	0.0	0.0	0.0	0.0	0.0	0.0	0.0	0.2	8.6	0.0	0.0	0.5	0.0	0.1
					해역배출	0.0	0.0	0.0	0.0	0.0	0.0	0.0	0.0	0.0	0.0	0.0	0.0	0.0	0.0	0.0	0.0
		A		발 생 량		0.0	0.0	0.0	0.0	0.0	0.0	0.0	0.0	0.0	0.0	0.0	0.0	0.0	0.0	0.0	0.0
				처리방법	매 립	0.0	0.0	0.0	0.0	0.0	0.0	0.0	0.0	0.0	0.0	0.0	0.0	0.0	0.0	0.0	0.0
					소 각	0.0	0.0	0.0	0.0	0.0	0.0	0.0	0.0	0.0	0.0	0.0	0.0	0.0	0.0	0.0	0.0
					재 활 용	0.0	0.0	0.0	0.0	0.0	0.0	0.0	0.0	0.0	0.0	0.0	0.0	0.0	0.0	0.0	0.0
					해역배출	0.0	0.0	0.0	0.0	0.0	0.0	0.0	0.0	0.0	0.0	0.0	0.0	0.0	0.0	0.0	0.0
		C	10	발 생 량		0.0	0.0	0.0	0.0	0.0	0.0	0.0	0.0	0.0	0.0	0.0	0.0	0.0	0.0	0.0	0.0
				처리방법	매 립	0.0	0.0	0.0	0.0	0.0	0.0	0.0	0.0	0.0	0.0	0.0	0.0	0.0	0.0	0.0	0.0
					소 각	0.0	0.0	0.0	0.0	0.0	0.0	0.0	0.0	0.0	0.0	0.0	0.0	0.0	0.0	0.0	0.0
					재 활 용	0.0	0.0	0.0	0.0	0.0	0.0	0.0	0.0	0.0	0.0	0.0	0.0	0.0	0.0	0.0	0.0
					해역배출	0.0	0.0	0.0	0.0	0.0	0.0	0.0	0.0	0.0	0.0	0.0	0.0	0.0	0.0	0.0	0.0
		C	11	발 생 량		10.0	0.0	0.0	0.0	0.0	0.0	0.0	0.0	0.0	0.2	8.5	1.3	0.0	0.0	0.0	0.0
				처리방법	매 립	1.3	0.0	0.0	0.0	0.0	0.0	0.0	0.0	0.0	0.0	0.0	1.3	0.0	0.0	0.0	0.0
					소 각	0.0	0.0	0.0	0.0	0.0	0.0	0.0	0.0	0.0	0.0	0.0	0.0	0.0	0.0	0.0	0.0
					재 활 용	8.7	0.0	0.0	0.0	0.0	0.0	0.0	0.0	0.0	0.2	8.5	0.0	0.0	0.0	0.0	0.0
					해역배출	0.0	0.0	0.0	0.0	0.0	0.0	0.0	0.0	0.0	0.0	0.0	0.0	0.0	0.0	0.0	0.0

(단위:톤/일)

지역구분		업종		발생량 및 처리현황		총계	가 연 성													
시도	시군구	대분류	중분류				소계	폐지류	폐목재류	폐합성고분자화합물				유기성오니류				동식물성잔재물	폐식용유	기타
										폐섬유류	폐합성 수지	폐합성 고무	폐피혁	폐수처리오니	공정오니	정수 처리오니	하수 처리오니			
광주	북구	C	12	발생량		0.4	0.3	0.0	0.0	0.0	0.2	0.0	0.0	0.0	0.0	0.0	0.0	0.1	0.0	0.0
				처리방법	매 립	0.1	0.0	0.0	0.0	0.0	0.0	0.0	0.0	0.0	0.0	0.0	0.0	0.0	0.0	0.0
					소 각	0.2	0.2	0.0	0.0	0.0	0.2	0.0	0.0	0.0	0.0	0.0	0.0	0.0	0.0	0.0
					재 활 용	0.1	0.1	0.0	0.0	0.0	0.0	0.0	0.0	0.0	0.0	0.0	0.0	0.1	0.0	0.0
					해역배출	0.0	0.0	0.0	0.0	0.0	0.0	0.0	0.0	0.0	0.0	0.0	0.0	0.0	0.0	0.0
		C	13	발생량		7.7	7.2	0.0	0.1	6.8	0.0	0.0	0.0	0.3	0.0	0.0	0.0	0.0	0.0	0.0
				처리방법	매 립	0.8	0.3	0.0	0.0	0.0	0.0	0.0	0.0	0.3	0.0	0.0	0.0	0.0	0.0	0.0
					소 각	3.3	3.3	0.0	0.0	3.3	0.0	0.0	0.0	0.0	0.0	0.0	0.0	0.0	0.0	0.0
					재 활 용	3.6	3.6	0.0	0.1	3.5	0.0	0.0	0.0	0.0	0.0	0.0	0.0	0.0	0.0	0.0
					해역배출	0.0	0.0	0.0	0.0	0.0	0.0	0.0	0.0	0.0	0.0	0.0	0.0	0.0	0.0	0.0
		C	22	발생량		0.2	0.2	0.0	0.0	0.0	0.1	0.1	0.0	0.0	0.0	0.0	0.0	0.0	0.0	0.0
				처리방법	매 립	0.0	0.0	0.0	0.0	0.0	0.0	0.0	0.0	0.0	0.0	0.0	0.0	0.0	0.0	0.0
					소 각	0.0	0.0	0.0	0.0	0.0	0.0	0.0	0.0	0.0	0.0	0.0	0.0	0.0	0.0	0.0
					재 활 용	0.2	0.2	0.0	0.0	0.0	0.1	0.1	0.0	0.0	0.0	0.0	0.0	0.0	0.0	0.0
					해역배출	0.0	0.0	0.0	0.0	0.0	0.0	0.0	0.0	0.0	0.0	0.0	0.0	0.0	0.0	0.0
		C	24	발생량		0.1	0.0	0.0	0.0	0.0	0.0	0.0	0.0	0.0	0.0	0.0	0.0	0.0	0.0	0.0
				처리방법	매 립	0.0	0.0	0.0	0.0	0.0	0.0	0.0	0.0	0.0	0.0	0.0	0.0	0.0	0.0	0.0
					소 각	0.0	0.0	0.0	0.0	0.0	0.0	0.0	0.0	0.0	0.0	0.0	0.0	0.0	0.0	0.0
					재 활 용	0.1	0.0	0.0	0.0	0.0	0.0	0.0	0.0	0.0	0.0	0.0	0.0	0.0	0.0	0.0
					해역배출	0.0	0.0	0.0	0.0	0.0	0.0	0.0	0.0	0.0	0.0	0.0	0.0	0.0	0.0	0.0
		C	25	발생량		6.4	4.7	0.0	0.1	0.0	3.2	0.0	0.0	0.0	0.0	0.0	0.0	0.7	0.0	0.7
				처리방법	매 립	1.7	0.0	0.0	0.0	0.0	0.0	0.0	0.0	0.0	0.0	0.0	0.0	0.0	0.0	0.0
					소 각	0.7	0.7	0.0	0.0	0.0	0.3	0.0	0.0	0.0	0.0	0.0	0.0	0.0	0.0	0.4
					재 활 용	4.0	4.0	0.0	0.1	0.0	2.9	0.0	0.0	0.0	0.0	0.0	0.0	0.7	0.0	0.3
					해역배출	0.0	0.0	0.0	0.0	0.0	0.0	0.0	0.0	0.0	0.0	0.0	0.0	0.0	0.0	0.0
		C	26	발생량		2.6	1.9	0.0	0.5	0.0	1.3	0.0	0.0	0.1	0.0	0.0	0.0	0.0	0.0	0.0
				처리방법	매 립	0.7	0.0	0.0	0.0	0.0	0.0	0.0	0.0	0.0	0.0	0.0	0.0	0.0	0.0	0.0
					소 각	0.0	0.0	0.0	0.0	0.0	0.0	0.0	0.0	0.0	0.0	0.0	0.0	0.0	0.0	0.0
					재 활 용	1.9	1.9	0.0	0.5	0.0	1.3	0.0	0.0	0.1	0.0	0.0	0.0	0.0	0.0	0.0
					해역배출	0.0	0.0	0.0	0.0	0.0	0.0	0.0	0.0	0.0	0.0	0.0	0.0	0.0	0.0	0.0
		C	28	발생량		0.2	0.0	0.0	0.0	0.0	0.0	0.0	0.0	0.0	0.0	0.0	0.0	0.0	0.0	0.0
				처리방법	매 립	0.2	0.0	0.0	0.0	0.0	0.0	0.0	0.0	0.0	0.0	0.0	0.0	0.0	0.0	0.0
					소 각	0.0	0.0	0.0	0.0	0.0	0.0	0.0	0.0	0.0	0.0	0.0	0.0	0.0	0.0	0.0
					재 활 용	0.0	0.0	0.0	0.0	0.0	0.0	0.0	0.0	0.0	0.0	0.0	0.0	0.0	0.0	0.0
					해역배출	0.0	0.0	0.0	0.0	0.0	0.0	0.0	0.0	0.0	0.0	0.0	0.0	0.0	0.0	0.0
		C	33	발생량		1.7	1.2	0.0	0.0	0.0	0.6	0.0	0.0	0.6	0.0	0.0	0.0	0.0	0.0	0.0
				처리방법	매 립	1.1	0.6	0.0	0.0	0.0	0.0	0.0	0.0	0.6	0.0	0.0	0.0	0.0	0.0	0.0
					소 각	0.4	0.4	0.0	0.0	0.0	0.4	0.0	0.0	0.0	0.0	0.0	0.0	0.0	0.0	0.0
					재 활 용	0.2	0.2	0.0	0.0	0.0	0.2	0.0	0.0	0.0	0.0	0.0	0.0	0.0	0.0	0.0
					해역배출	0.0	0.0	0.0	0.0	0.0	0.0	0.0	0.0	0.0	0.0	0.0	0.0	0.0	0.0	0.0
		D		발생량		5.2	4.6	0.0	0.0	0.0	0.6	0.0	0.0	0.0	0.0	0.0	0.0	0.0	0.0	4.0
				처리방법	매 립	0.0	0.0	0.0	0.0	0.0	0.0	0.0	0.0	0.0	0.0	0.0	0.0	0.0	0.0	0.0
					소 각	0.0	0.0	0.0	0.0	0.0	0.0	0.0	0.0	0.0	0.0	0.0	0.0	0.0	0.0	0.0
					재 활 용	5.2	4.6	0.0	0.0	0.0	0.6	0.0	0.0	0.0	0.0	0.0	0.0	0.0	0.0	4.0
					해역배출	0.0	0.0	0.0	0.0	0.0	0.0	0.0	0.0	0.0	0.0	0.0	0.0	0.0	0.0	0.0
		F		발생량		0.1	0.1	0.0	0.1	0.0	0.0	0.0	0.0	0.0	0.0	0.0	0.0	0.0	0.0	0.0
				처리방법	매 립	0.0	0.0	0.0	0.0	0.0	0.0	0.0	0.0	0.0	0.0	0.0	0.0	0.0	0.0	0.0
					소 각	0.0	0.0	0.0	0.0	0.0	0.0	0.0	0.0	0.0	0.0	0.0	0.0	0.0	0.0	0.0
					재 활 용	0.1	0.1	0.0	0.1	0.0	0.0	0.0	0.0	0.0	0.0	0.0	0.0	0.0	0.0	0.0
					해역배출	0.0	0.0	0.0	0.0	0.0	0.0	0.0	0.0	0.0	0.0	0.0	0.0	0.0	0.0	0.0
		G		발생량		0.1	0.1	0.0	0.0	0.0	0.1	0.0	0.0	0.0	0.0	0.0	0.0	0.0	0.0	0.0
				처리방법	매 립	0.0	0.0	0.0	0.0	0.0	0.0	0.0	0.0	0.0	0.0	0.0	0.0	0.0	0.0	0.0
					소 각	0.1	0.1	0.0	0.0	0.0	0.1	0.0	0.0	0.0	0.0	0.0	0.0	0.0	0.0	0.0
					재 활 용	0.0	0.0	0.0	0.0	0.0	0.0	0.0	0.0	0.0	0.0	0.0	0.0	0.0	0.0	0.0
					해역배출	0.0	0.0	0.0	0.0	0.0	0.0	0.0	0.0	0.0	0.0	0.0	0.0	0.0	0.0	0.0

(단위:톤/일)

구분		업종		발생량 및 처리현황		불 연 성															
시도	시군구	대분류	중분류			소계	광재류	연소재	소각재	분진류	폐주물사 모래류	폐금속류	폐석회 석고류	폐촉매	폐흡착재폐흡수재	유리·도자기편류	무기성오니류				기타
																	폐수처리오니	공정오니	정수처리오니	하수처리오니	
광주	북구	C	12	발 생 량		0.1	0.0	0.0	0.0	0.0	0.0	0.0	0.0	0.0	0.0	0.0	0.1	0.0	0.0	0.0	0.0
				처리방법	매 립	0.1	0.0	0.0	0.0	0.0	0.0	0.0	0.0	0.0	0.0	0.0	0.1	0.0	0.0	0.0	0.0
					소 각	0.0	0.0	0.0	0.0	0.0	0.0	0.0	0.0	0.0	0.0	0.0	0.0	0.0	0.0	0.0	0.0
					재 활 용	0.0	0.0	0.0	0.0	0.0	0.0	0.0	0.0	0.0	0.0	0.0	0.0	0.0	0.0	0.0	0.0
					해역배출	0.0	0.0	0.0	0.0	0.0	0.0	0.0	0.0	0.0	0.0	0.0	0.0	0.0	0.0	0.0	0.0
		C	13	발 생 량		0.5	0.0	0.0	0.3	0.0	0.0	0.0	0.0	0.0	0.0	0.0	0.2	0.0	0.0	0.0	0.0
				처리방법	매 립	0.5	0.0	0.0	0.3	0.0	0.0	0.0	0.0	0.0	0.0	0.0	0.2	0.0	0.0	0.0	0.0
					소 각	0.0	0.0	0.0	0.0	0.0	0.0	0.0	0.0	0.0	0.0	0.0	0.0	0.0	0.0	0.0	0.0
					재 활 용	0.0	0.0	0.0	0.0	0.0	0.0	0.0	0.0	0.0	0.0	0.0	0.0	0.0	0.0	0.0	0.0
					해역배출	0.0	0.0	0.0	0.0	0.0	0.0	0.0	0.0	0.0	0.0	0.0	0.0	0.0	0.0	0.0	0.0
		C	22	발 생 량		0.0	0.0	0.0	0.0	0.0	0.0	0.0	0.0	0.0	0.0	0.0	0.0	0.0	0.0	0.0	0.0
				처리방법	매 립	0.0	0.0	0.0	0.0	0.0	0.0	0.0	0.0	0.0	0.0	0.0	0.0	0.0	0.0	0.0	0.0
					소 각	0.0	0.0	0.0	0.0	0.0	0.0	0.0	0.0	0.0	0.0	0.0	0.0	0.0	0.0	0.0	0.0
					재 활 용	0.0	0.0	0.0	0.0	0.0	0.0	0.0	0.0	0.0	0.0	0.0	0.0	0.0	0.0	0.0	0.0
					해역배출	0.0	0.0	0.0	0.0	0.0	0.0	0.0	0.0	0.0	0.0	0.0	0.0	0.0	0.0	0.0	0.0
		C	24	발 생 량		0.1	0.0	0.0	0.0	0.0	0.0	0.0	0.0	0.0	0.0	0.1	0.0	0.0	0.0	0.0	0.0
				처리방법	매 립	0.0	0.0	0.0	0.0	0.0	0.0	0.0	0.0	0.0	0.0	0.0	0.0	0.0	0.0	0.0	0.0
					소 각	0.0	0.0	0.0	0.0	0.0	0.0	0.0	0.0	0.0	0.0	0.0	0.0	0.0	0.0	0.0	0.0
					재 활 용	0.1	0.0	0.0	0.0	0.0	0.0	0.0	0.0	0.0	0.0	0.1	0.0	0.0	0.0	0.0	0.0
					해역배출	0.0	0.0	0.0	0.0	0.0	0.0	0.0	0.0	0.0	0.0	0.0	0.0	0.0	0.0	0.0	0.0
		C	25	발 생 량		1.7	0.0	0.0	0.0	0.0	0.0	0.0	0.0	0.0	0.0	0.0	1.7	0.0	0.0	0.0	0.0
				처리방법	매 립	1.7	0.0	0.0	0.0	0.0	0.0	0.0	0.0	0.0	0.0	0.0	1.7	0.0	0.0	0.0	0.0
					소 각	0.0	0.0	0.0	0.0	0.0	0.0	0.0	0.0	0.0	0.0	0.0	0.0	0.0	0.0	0.0	0.0
					재 활 용	0.0	0.0	0.0	0.0	0.0	0.0	0.0	0.0	0.0	0.0	0.0	0.0	0.0	0.0	0.0	0.0
					해역배출	0.0	0.0	0.0	0.0	0.0	0.0	0.0	0.0	0.0	0.0	0.0	0.0	0.0	0.0	0.0	0.0
		C	26	발 생 량		0.7	0.0	0.0	0.0	0.0	0.0	0.0	0.0	0.0	0.0	0.0	0.7	0.0	0.0	0.0	0.0
				처리방법	매 립	0.7	0.0	0.0	0.0	0.0	0.0	0.0	0.0	0.0	0.0	0.0	0.7	0.0	0.0	0.0	0.0
					소 각	0.0	0.0	0.0	0.0	0.0	0.0	0.0	0.0	0.0	0.0	0.0	0.0	0.0	0.0	0.0	0.0
					재 활 용	0.0	0.0	0.0	0.0	0.0	0.0	0.0	0.0	0.0	0.0	0.0	0.0	0.0	0.0	0.0	0.0
					해역배출	0.0	0.0	0.0	0.0	0.0	0.0	0.0	0.0	0.0	0.0	0.0	0.0	0.0	0.0	0.0	0.0
		C	28	발 생 량		0.2	0.0	0.0	0.0	0.0	0.0	0.0	0.0	0.0	0.0	0.0	0.1	0.1	0.0	0.0	0.0
				처리방법	매 립	0.2	0.0	0.0	0.0	0.0	0.0	0.0	0.0	0.0	0.0	0.0	0.1	0.1	0.0	0.0	0.0
					소 각	0.0	0.0	0.0	0.0	0.0	0.0	0.0	0.0	0.0	0.0	0.0	0.0	0.0	0.0	0.0	0.0
					재 활 용	0.0	0.0	0.0	0.0	0.0	0.0	0.0	0.0	0.0	0.0	0.0	0.0	0.0	0.0	0.0	0.0
					해역배출	0.0	0.0	0.0	0.0	0.0	0.0	0.0	0.0	0.0	0.0	0.0	0.0	0.0	0.0	0.0	0.0
		C	33	발 생 량		0.5	0.0	0.0	0.0	0.0	0.0	0.0	0.0	0.0	0.0	0.5	0.0	0.0	0.0	0.0	0.0
				처리방법	매 립	0.5	0.0	0.0	0.0	0.0	0.0	0.0	0.0	0.0	0.0	0.5	0.0	0.0	0.0	0.0	0.0
					소 각	0.0	0.0	0.0	0.0	0.0	0.0	0.0	0.0	0.0	0.0	0.0	0.0	0.0	0.0	0.0	0.0
					재 활 용	0.0	0.0	0.0	0.0	0.0	0.0	0.0	0.0	0.0	0.0	0.0	0.0	0.0	0.0	0.0	0.0
					해역배출	0.0	0.0	0.0	0.0	0.0	0.0	0.0	0.0	0.0	0.0	0.0	0.0	0.0	0.0	0.0	0.0
		D		발 생 량		0.6	0.0	0.0	0.0	0.0	0.0	0.0	0.0	0.0	0.0	0.0	0.0	0.0	0.5	0.0	0.1
				처리방법	매 립	0.0	0.0	0.0	0.0	0.0	0.0	0.0	0.0	0.0	0.0	0.0	0.0	0.0	0.0	0.0	0.0
					소 각	0.0	0.0	0.0	0.0	0.0	0.0	0.0	0.0	0.0	0.0	0.0	0.0	0.0	0.0	0.0	0.0
					재 활 용	0.6	0.0	0.0	0.0	0.0	0.0	0.0	0.0	0.0	0.0	0.0	0.0	0.0	0.5	0.0	0.1
					해역배출	0.0	0.0	0.0	0.0	0.0	0.0	0.0	0.0	0.0	0.0	0.0	0.0	0.0	0.0	0.0	0.0
		F		발 생 량		0.0	0.0	0.0	0.0	0.0	0.0	0.0	0.0	0.0	0.0	0.0	0.0	0.0	0.0	0.0	0.0
				처리방법	매 립	0.0	0.0	0.0	0.0	0.0	0.0	0.0	0.0	0.0	0.0	0.0	0.0	0.0	0.0	0.0	0.0
					소 각	0.0	0.0	0.0	0.0	0.0	0.0	0.0	0.0	0.0	0.0	0.0	0.0	0.0	0.0	0.0	0.0
					재 활 용	0.0	0.0	0.0	0.0	0.0	0.0	0.0	0.0	0.0	0.0	0.0	0.0	0.0	0.0	0.0	0.0
					해역배출	0.0	0.0	0.0	0.0	0.0	0.0	0.0	0.0	0.0	0.0	0.0	0.0	0.0	0.0	0.0	0.0
		G		발 생 량		0.0	0.0	0.0	0.0	0.0	0.0	0.0	0.0	0.0	0.0	0.0	0.0	0.0	0.0	0.0	0.0
				처리방법	매 립	0.0	0.0	0.0	0.0	0.0	0.0	0.0	0.0	0.0	0.0	0.0	0.0	0.0	0.0	0.0	0.0
					소 각	0.0	0.0	0.0	0.0	0.0	0.0	0.0	0.0	0.0	0.0	0.0	0.0	0.0	0.0	0.0	0.0
					재 활 용	0.0	0.0	0.0	0.0	0.0	0.0	0.0	0.0	0.0	0.0	0.0	0.0	0.0	0.0	0.0	0.0
					해역배출	0.0	0.0	0.0	0.0	0.0	0.0	0.0	0.0	0.0	0.0	0.0	0.0	0.0	0.0	0.0	0.0

(단위:톤/일)

지역구분		업종		발생량 및 처리현황		총계	가 연 성													
시도	시군구	대분류	중분류				소계	폐지류	폐목재류	폐합성고분자화합물				유기성오니류				동식물성잔재물	폐식용유	기타
										폐섬유류	폐합성 수지	폐합성 고무	폐피혁	폐수처리오니	공정오니	정수 처리오니	하수 처리오니			
광주	북구	M		발 생 량		0.1	0.1	0.0	0.0	0.0	0.0	0.0	0.0	0.1	0.0	0.0	0.0	0.0	0.0	0.0
				처리방법	매 립	0.1	0.1	0.0	0.0	0.0	0.0	0.0	0.0	0.1	0.0	0.0	0.0	0.0	0.0	0.0
					소 각	0.0	0.0	0.0	0.0	0.0	0.0	0.0	0.0	0.0	0.0	0.0	0.0	0.0	0.0	0.0
					재 활 용	0.0	0.0	0.0	0.0	0.0	0.0	0.0	0.0	0.0	0.0	0.0	0.0	0.0	0.0	0.0
					해역배출	0.0	0.0	0.0	0.0	0.0	0.0	0.0	0.0	0.0	0.0	0.0	0.0	0.0	0.0	0.0
		Q		발 생 량		0.4	0.2	0.0	0.0	0.0	0.1	0.0	0.0	0.0	0.0	0.0	0.0	0.0	0.0	0.1
				처리방법	매 립	0.2	0.0	0.0	0.0	0.0	0.0	0.0	0.0	0.0	0.0	0.0	0.0	0.0	0.0	0.0
					소 각	0.1	0.1	0.0	0.0	0.0	0.0	0.0	0.0	0.0	0.0	0.0	0.0	0.0	0.0	0.1
					재 활 용	0.1	0.1	0.0	0.0	0.0	0.1	0.0	0.0	0.0	0.0	0.0	0.0	0.0	0.0	0.0
					해역배출	0.0	0.0	0.0	0.0	0.0	0.0	0.0	0.0	0.0	0.0	0.0	0.0	0.0	0.0	0.0
	광산구	소계		발 생 량		383.8	142.9	20.5	9.6	1.9	59.7	16.4	0.0	19.8	12.6	0.0	0.0	0.6	0.0	1.8
				처리방법	매 립	56.0	5.4	0.0	0.0	0.0	2.4	0.0	0.0	1.3	1.3	0.0	0.0	0.0	0.0	0.4
					소 각	30.6	30.4	0.0	0.3	0.6	28.0	0.6	0.0	0.0	0.0	0.0	0.0	0.2	0.0	0.7
					재 활 용	291.2	101.1	20.5	9.3	1.3	29.3	15.8	0.0	12.5	11.3	0.0	0.0	0.4	0.0	0.7
					해역배출	6.0	6.0	0.0	0.0	0.0	0.0	0.0	0.0	6.0	0.0	0.0	0.0	0.0	0.0	0.0
		C	10	발 생 량		7.1	7.1	0.0	0.0	0.0	0.0	0.0	0.0	6.8	0.0	0.0	0.0	0.3	0.0	0.0
				처리방법	매 립	0.5	0.5			0.0	0.0	0.0	0.0	0.5	0.0	0.0	0.0	0.0	0.0	0.0
					소 각	0.0	0.0			0.0	0.0	0.0	0.0	0.0	0.0	0.0	0.0	0.0	0.0	0.0
					재 활 용	0.6	0.6			0.0	0.0	0.0	0.0	0.3	0.0	0.0	0.0	0.3	0.0	0.0
					해역배출	6.0	6.0			0.0	0.0	0.0	0.0	6.0	0.0	0.0	0.0	0.0	0.0	0.0
		C	11	발 생 량		13.1	13.1	0.0	0.0	0.0	0.1	0.0	0.0	1.1	11.3	0.0	0.0	0.2	0.0	0.4
				처리방법	매 립	0.0	0.0			0.0	0.0	0.0	0.0	0.0	0.0	0.0	0.0	0.0	0.0	0.0
					소 각	0.3	0.3			0.0	0.1	0.0	0.0	0.0	0.0	0.0	0.0	0.2	0.0	0.0
					재 활 용	12.8	12.8			0.0	0.0	0.0	0.0	1.1	11.3	0.0	0.0	0.0	0.0	0.4
					해역배출	0.0	0.0			0.0	0.0	0.0	0.0	0.0	0.0	0.0	0.0	0.0	0.0	0.0
		C	13	발 생 량		3.0	2.8	0.0	0.0	0.7	1.0	1.1	0.0	0.0	0.0	0.0	0.0	0.0	0.0	0.0
				처리방법	매 립	0.2	0.0			0.0	0.0	0.0	0.0	0.0	0.0	0.0	0.0	0.0	0.0	0.0
					소 각	1.5	1.5			0.5	1.0	0.0	0.0	0.0	0.0	0.0	0.0	0.0	0.0	0.0
					재 활 용	1.3	1.3			0.2	0.0	1.1	0.0	0.0	0.0	0.0	0.0	0.0	0.0	0.0
					해역배출	0.0	0.0			0.0	0.0	0.0	0.0	0.0	0.0	0.0	0.0	0.0	0.0	0.0
		C	14	발 생 량		1.1	1.1	0.0	0.0	1.1	0.0	0.0	0.0	0.0	0.0	0.0	0.0	0.0	0.0	0.0
				처리방법	매 립	0.0	0.0			0.0	0.0	0.0	0.0	0.0	0.0	0.0	0.0	0.0	0.0	0.0
					소 각	0.1	0.1			0.1	0.0	0.0	0.0	0.0	0.0	0.0	0.0	0.0	0.0	0.0
					재 활 용	1.0	1.0			1.0	0.0	0.0	0.0	0.0	0.0	0.0	0.0	0.0	0.0	0.0
					해역배출	0.0	0.0			0.0	0.0	0.0	0.0	0.0	0.0	0.0	0.0	0.0	0.0	0.0
		C	17	발 생 량		20.4	20.4	20.4	0.0	0.0	0.0	0.0	0.0	0.0	0.0	0.0	0.0	0.0	0.0	0.0
				처리방법	매 립	0.0	0.0			0.0	0.0	0.0	0.0	0.0	0.0	0.0	0.0	0.0	0.0	0.0
					소 각	0.0	0.0			0.0	0.0	0.0	0.0	0.0	0.0	0.0	0.0	0.0	0.0	0.0
					재 활 용	20.4	20.4	20.4		0.0	0.0	0.0	0.0	0.0	0.0	0.0	0.0	0.0	0.0	0.0
					해역배출	0.0	0.0			0.0	0.0	0.0	0.0	0.0	0.0	0.0	0.0	0.0	0.0	0.0
		C	20	발 생 량		0.3	0.3	0.0	0.0	0.0	0.2	0.0	0.0	0.0	0.1	0.0	0.0	0.0	0.0	0.0
				처리방법	매 립	0.1	0.1			0.0	0.0	0.0	0.0	0.0	0.1	0.0	0.0	0.0	0.0	0.0
					소 각	0.2	0.2			0.0	0.2	0.0	0.0	0.0	0.0	0.0	0.0	0.0	0.0	0.0
					재 활 용	0.0	0.0			0.0	0.0	0.0	0.0	0.0	0.0	0.0	0.0	0.0	0.0	0.0
					해역배출	0.0	0.0			0.0	0.0	0.0	0.0	0.0	0.0	0.0	0.0	0.0	0.0	0.0
		C	22	발 생 량		100.5	19.7	0.0	0.3	0.0	4.0	14.6	0.0	0.8	0.0	0.0	0.0	0.0	0.0	0.0
				처리방법	매 립	1.6	0.8			0.0	0.0	0.0	0.0	0.8	0.0	0.0	0.0	0.0	0.0	0.0
					소 각	2.0	2.0			0.0	1.9	0.1	0.0	0.0	0.0	0.0	0.0	0.0	0.0	0.0
					재 활 용	96.9	16.9		0.3	0.0	2.1	14.5	0.0	0.0	0.0	0.0	0.0	0.0	0.0	0.0
					해역배출	0.0	0.0			0.0	0.0	0.0	0.0	0.0	0.0	0.0	0.0	0.0	0.0	0.0
		C	23	발 생 량		41.3	30.2	0.0	1.0	0.0	17.7	0.2	0.0	11.1	0.0	0.0	0.0	0.0	0.0	0.2
				처리방법	매 립	4.6	2.3			0.0	2.1	0.0	0.0	0.0	0.0	0.0	0.0	0.0	0.0	0.2
					소 각	11.3	11.3			0.0	11.1	0.2	0.0	0.0	0.0	0.0	0.0	0.0	0.0	0.0
					재 활 용	25.4	16.6		1.0	0.0	4.5	0.0	0.0	11.1	0.0	0.0	0.0	0.0	0.0	0.0
					해역배출	0.0	0.0			0.0	0.0	0.0	0.0	0.0	0.0	0.0	0.0	0.0	0.0	0.0

(단위:톤/일)

구분		업종		발생량 및 처리현황		불 연 성															
시도	시군구	대분류	중분류			소계	광재류	연소재	소각재	분진류	폐주물사 모래류	폐금속류	폐석회 석고류	폐촉매	폐흡착재폐흡수재	유리·도자기편류	무기성오니류				기타
																	폐수처리오니	공정오니	정수처리오니	하수처리오니	
광주	북구	M		발 생 량		0.0	0.0	0.0	0.0	0.0	0.0	0.0	0.0	0.0	0.0	0.0	0.0	0.0	0.0	0.0	0.0
				처리방법	매 립	0.0	0.0	0.0	0.0	0.0	0.0	0.0	0.0	0.0	0.0	0.0	0.0	0.0	0.0	0.0	0.0
					소 각	0.0	0.0	0.0	0.0	0.0	0.0	0.0	0.0	0.0	0.0	0.0	0.0	0.0	0.0	0.0	0.0
					재 활 용	0.0	0.0	0.0	0.0	0.0	0.0	0.0	0.0	0.0	0.0	0.0	0.0	0.0	0.0	0.0	0.0
					해역배출	0.0	0.0	0.0	0.0	0.0	0.0	0.0	0.0	0.0	0.0	0.0	0.0	0.0	0.0	0.0	0.0
		Q		발 생 량		0.2	0.0	0.0	0.0	0.0	0.0	0.0	0.0	0.0	0.0	0.2	0.0	0.0	0.0	0.0	0.0
				처리방법	매 립	0.2	0.0	0.0	0.0	0.0	0.0	0.0	0.0	0.0	0.0	0.2	0.0	0.0	0.0	0.0	0.0
					소 각	0.0	0.0	0.0	0.0	0.0	0.0	0.0	0.0	0.0	0.0	0.0	0.0	0.0	0.0	0.0	0.0
					재 활 용	0.0	0.0	0.0	0.0	0.0	0.0	0.0	0.0	0.0	0.0	0.0	0.0	0.0	0.0	0.0	0.0
					해역배출	0.0	0.0	0.0	0.0	0.0	0.0	0.0	0.0	0.0	0.0	0.0	0.0	0.0	0.0	0.0	0.0
	광산구	소계		발 생 량		240.9	13.5	0.0	26.7	17.2	61.5	0.0	0.3	0.0	0.8	1.0	9.9	3.4	0.0	0.0	106.6
				처리방법	매 립	50.6	0.0	0.0	26.7	0.9	1.9	0.0	0.3	0.0	0.1	0.9	9.9	3.4	0.0	0.0	6.5
					소 각	0.2	0.0	0.0	0.0	0.0	0.0	0.0	0.0	0.0	0.0	0.0	0.0	0.0	0.0	0.0	0.2
					재 활 용	190.1	13.5	0.0	0.0	16.3	59.6	0.0	0.0	0.0	0.7	0.1	0.0	0.0	0.0	0.0	99.9
					해역배출	0.0	0.0	0.0	0.0	0.0	0.0	0.0	0.0	0.0	0.0	0.0	0.0	0.0	0.0	0.0	0.0
		C	10	발 생 량		0.0	0.0	0.0	0.0	0.0	0.0	0.0	0.0	0.0	0.0	0.0	0.0	0.0	0.0	0.0	0.0
				처리방법	매 립	0.0															
					소 각	0.0															
					재 활 용	0.0															
					해역배출	0.0															
		C	11	발 생 량		0.0	0.0	0.0	0.0	0.0	0.0	0.0	0.0	0.0	0.0	0.0	0.0	0.0	0.0	0.0	0.0
				처리방법	매 립	0.0															
					소 각	0.0															
					재 활 용	0.0															
					해역배출	0.0															
		C	13	발 생 량		0.2	0.0	0.0	0.0	0.0	0.0	0.0	0.0	0.0	0.0	0.0	0.1	0.1	0.0	0.0	0.0
				처리방법	매 립	0.2											0.1	0.1			
					소 각	0.0															
					재 활 용	0.0															
					해역배출	0.0															
		C	14	발 생 량		0.0	0.0	0.0	0.0	0.0	0.0	0.0	0.0	0.0	0.0	0.0	0.0	0.0	0.0	0.0	0.0
				처리방법	매 립	0.0															
					소 각	0.0															
					재 활 용	0.0															
					해역배출	0.0															
		C	17	발 생 량		0.0	0.0	0.0	0.0	0.0	0.0	0.0	0.0	0.0	0.0	0.0	0.0	0.0	0.0	0.0	0.0
				처리방법	매 립	0.0															
					소 각	0.0															
					재 활 용	0.0															
					해역배출	0.0															
		C	20	발 생 량		0.0	0.0	0.0	0.0	0.0	0.0	0.0	0.0	0.0	0.0	0.0	0.0	0.0	0.0	0.0	0.0
				처리방법	매 립	0.0															
					소 각	0.0															
					재 활 용	0.0															
					해역배출	0.0															
		C	22	발 생 량		80.8	0.0	0.0	0.0	0.0	0.0	0.0	0.0	0.0	0.1	0.0	0.1	0.0	0.0	0.0	80.6
				처리방법	매 립	0.8											0.1				0.7
					소 각	0.0															
					재 활 용	80.0									0.1						79.9
					해역배출	0.0															
		C	23	발 생 량		11.1	0.0	0.0	0.0	0.0	0.0	0.0	0.0	0.0	0.0	0.0	0.0	2.3	0.0	0.0	8.8
				처리방법	매 립	2.3												2.3			
					소 각	0.0															
					재 활 용	8.8															8.8
					해역배출	0.0															

(단위:톤/일)

지역구분		업종		발생량 및 처리현황		총계	가 연 성													
시도	시군구	대분류	중분류				소계	폐지류	폐목재류	폐합성고분자화합물				유기성오니류				동식물성잔재물	폐식용유	기타
										폐섬유류	폐합성 수지	폐합성 고무	폐피혁	폐수처리오니	공정오니	정수 처리오니	하수 처리오니			
광주	광산구	C	25	발 생 량		18.4	1.5	0.1	0.0	0.0	0.9	0.5	0.0	0.0	0.0	0.0	0.0	0.0	0.0	0.0
				처리방법	매 립	7.4	0.0			0.0	0.0	0.0	0.0	0.0	0.0	0.0	0.0	0.0	0.0	0.0
					소 각	0.8	0.8			0.0	0.5	0.3	0.0	0.0	0.0	0.0	0.0	0.0	0.0	0.0
					재 활 용	10.2	0.7	0.1		0.0	0.4	0.2	0.0	0.0	0.0	0.0	0.0	0.0	0.0	0.0
					해역배출	0.0	0.0			0.0	0.0	0.0	0.0	0.0	0.0	0.0	0.0	0.0	0.0	0.0
		C	26	발 생 량		7.0	3.4	0.0	0.5	0.0	2.9	0.0	0.0	0.0	0.0	0.0	0.0	0.0	0.0	0.0
				처리방법	매 립	3.1	0.0			0.0	0.0	0.0	0.0	0.0	0.0	0.0	0.0	0.0	0.0	0.0
					소 각	1.9	1.7			0.0	1.7	0.0	0.0	0.0	0.0	0.0	0.0	0.0	0.0	0.0
					재 활 용	2.0	1.7		0.5	0.0	1.2	0.0	0.0	0.0	0.0	0.0	0.0	0.0	0.0	0.0
					해역배출	0.0	0.0			0.0	0.0	0.0	0.0	0.0	0.0	0.0	0.0	0.0	0.0	0.0
		C	28	발 생 량		5.5	2.6	0.0	1.3	0.0	1.3	0.0	0.0	0.0	0.0	0.0	0.0	0.0	0.0	0.0
				처리방법	매 립	0.6	0.0			0.0	0.0	0.0	0.0	0.0	0.0	0.0	0.0	0.0	0.0	0.0
					소 각	0.2	0.2			0.0	0.2	0.0	0.0	0.0	0.0	0.0	0.0	0.0	0.0	0.0
					재 활 용	4.7	2.4		1.3	0.0	1.1	0.0	0.0	0.0	0.0	0.0	0.0	0.0	0.0	0.0
					해역배출	0.0	0.0			0.0	0.0	0.0	0.0	0.0	0.0	0.0	0.0	0.0	0.0	0.0
		C	30	발 생 량		86.5	5.1	0.0	0.9	0.0	4.1	0.0	0.0	0.0	0.0	0.0	0.0	0.1	0.0	0.0
				처리방법	매 립	1.7	0.0			0.0	0.0	0.0	0.0	0.0	0.0	0.0	0.0	0.0	0.0	0.0
					소 각	3.3	3.3			0.0	3.3	0.0	0.0	0.0	0.0	0.0	0.0	0.0	0.0	0.0
					재 활 용	81.5	1.8		0.9	0.0	0.8	0.0	0.0	0.0	0.0	0.0	0.0	0.1	0.0	0.0
					해역배출	0.0	0.0			0.0	0.0	0.0	0.0	0.0	0.0	0.0	0.0	0.0	0.0	0.0
		C	33	발 생 량		25.1	14.2	0.0	2.0	0.0	11.2	0.0	0.0	0.0	0.8	0.0	0.0	0.0	0.0	0.2
				처리방법	매 립	2.8	1.3			0.0	0.3	0.0	0.0	0.0	0.8	0.0	0.0	0.0	0.0	0.2
					소 각	0.1	0.1			0.0	0.1	0.0	0.0	0.0	0.0	0.0	0.0	0.0	0.0	0.0
					재 활 용	22.2	12.8		2.0	0.0	10.8	0.0	0.0	0.0	0.0	0.0	0.0	0.0	0.0	0.0
					해역배출	0.0	0.0			0.0	0.0	0.0	0.0	0.0	0.0	0.0	0.0	0.0	0.0	0.0
		E		발 생 량		43.3	10.2	0.0	0.6	0.0	9.2	0.0	0.0	0.0	0.4	0.0	0.0	0.0	0.0	0.0
				처리방법	매 립	33.4	0.4			0.0	0.0	0.0	0.0	0.0	0.4	0.0	0.0	0.0	0.0	0.0
					소 각	7.8	7.8			0.0	7.8	0.0	0.0	0.0	0.0	0.0	0.0	0.0	0.0	0.0
					재 활 용	2.1	2.0		0.6	0.0	1.4	0.0	0.0	0.0	0.0	0.0	0.0	0.0	0.0	0.0
					해역배출	0.0	0.0			0.0	0.0	0.0	0.0	0.0	0.0	0.0	0.0	0.0	0.0	0.0
		F		발 생 량		2.6	2.6	0.0	2.6	0.0	0.0	0.0	0.0	0.0	0.0	0.0	0.0	0.0	0.0	0.0
				처리방법	매 립	0.0	0.0			0.0	0.0	0.0	0.0	0.0	0.0	0.0	0.0	0.0	0.0	0.0
					소 각	0.0	0.0			0.0	0.0	0.0	0.0	0.0	0.0	0.0	0.0	0.0	0.0	0.0
					재 활 용	2.6	2.6		2.6	0.0	0.0	0.0	0.0	0.0	0.0	0.0	0.0	0.0	0.0	0.0
					해역배출	0.0	0.0			0.0	0.0	0.0	0.0	0.0	0.0	0.0	0.0	0.0	0.0	0.0
		G		발 생 량		7.1	7.1	0.0	0.0	0.0	7.1	0.0	0.0	0.0	0.0	0.0	0.0	0.0	0.0	0.0
				처리방법	매 립	0.0	0.0			0.0	0.0	0.0	0.0	0.0	0.0	0.0	0.0	0.0	0.0	0.0
					소 각	0.1	0.1			0.0	0.1	0.0	0.0	0.0	0.0	0.0	0.0	0.0	0.0	0.0
					재 활 용	7.0	7.0			0.0	7.0	0.0	0.0	0.0	0.0	0.0	0.0	0.0	0.0	0.0
					해역배출	0.0	0.0			0.0	0.0	0.0	0.0	0.0	0.0	0.0	0.0	0.0	0.0	0.0
		S		발 생 량		1.5	1.5	0.0	0.4	0.1	0.0	0.0	0.0	0.0	0.0	0.0	0.0	0.0	0.0	1.0
				처리방법	매 립	0.0	0.0			0.0	0.0	0.0	0.0	0.0	0.0	0.0	0.0	0.0	0.0	0.0
					소 각	1.0	1.0		0.3	0.0	0.0	0.0	0.0	0.0	0.0	0.0	0.0	0.0	0.0	0.7
					재 활 용	0.5	0.5		0.1	0.1	0.0	0.0	0.0	0.0	0.0	0.0	0.0	0.0	0.0	0.3
					해역배출	0.0	0.0			0.0	0.0	0.0	0.0	0.0	0.0	0.0	0.0	0.0	0.0	0.0
대전	합계			발 생 량		1,753.0	1,245.4	0.0	38.1	1.3	275.8	20.9	0.9	501.5	22.7	0.0	262.0	58.4	0.1	63.7
				처리방법	매 립	369.7	103.7	0.0	0.0	0.0	0.0	0.0	0.0	47.1	0.0	0.0	31.9	0.0	0.0	24.7
					소 각	654.9	653.4	0.0	34.6	1.3	215.3	9.7	0.0	388.1	0.0	0.0	0.0	0.3	0.0	4.1
					재 활 용	727.8	487.7	0.0	3.5	0.0	60.5	11.2	0.9	65.8	22.6	0.0	230.1	58.1	0.1	34.9
					해역배출	0.6	0.6	0.0	0.0	0.0	0.0	0.0	0.0	0.5	0.1	0.0	0.0	0.0	0.0	0.0
	동구	소계		발 생 량		6.1	5.6	0.0	0.5	0.0	5.1	0.0	0.0	0.0	0.0	0.0	0.0	0.0	0.0	0.0
				처리방법	매 립	0.1	0.0													
					소 각	0.9	0.9				0.9									
					재 활 용	5.1	4.7		0.5		4.2									
					해역배출	0.0	0.0													

(단위:톤/일)

구분		업종		발생량 및 처리현황		불 연 성															
시도	시군구	대분류	중분류			소계	광재류	연소재	소각재	분진류	폐주물사 모래류	폐금속류	폐석회 석고류	폐촉매	폐흡착재폐흡수재	유리·도자기편류	무기성오니류				기타
																	폐수처리오니	공정오니	정수처리오니	하수처리오니	
광주	광산구	C	25	발 생 량		16.9	1.9	0.0	0.0	5.4	4.0	0.0	0.0	0.0	0.3	0.0	4.2	1.0	0.0	0.0	0.1
				처리방법	매 립	7.4				0.2	1.9						4.2	1.0			0.1
					소 각	0.0															
					재 활 용	9.5	1.9			5.2	2.1				0.3						
					해역배출	0.0															
		C	26	발 생 량		3.6	0.0	0.0	0.0	0.0	0.0	0.0	0.0	0.0	0.1	0.3	2.7	0.0	0.0	0.0	0.5
				처리방법	매 립	3.1									0.1	0.3	2.7				
					소 각	0.2															0.2
					재 활 용	0.3															0.3
					해역배출	0.0															
		C	28	발 생 량		2.9	0.0	0.0	0.0	0.0	0.0	0.0	0.0	0.0	0.0	0.0	0.6	0.0	0.0	0.0	2.3
				처리방법	매 립	0.6											0.6				
					소 각	0.0															
					재 활 용	2.3															2.3
					해역배출	0.0															
		C	30	발 생 량		81.4	11.0	0.0	0.0	11.0	57.5	0.0	0.0	0.0	0.2	0.0	1.7	0.0	0.0	0.0	0.0
				처리방법	매 립	1.7											1.7				
					소 각	0.0															
					재 활 용	79.7	11.0			11.0	57.5				0.2						
					해역배출	0.0															
		C	33	발 생 량		10.9	0.6	0.0	0.0	0.2	0.0	0.0	0.3	0.0	0.1	0.6	0.5	0.0	0.0	0.0	8.6
				처리방법	매 립	1.5				0.1			0.3			0.6	0.5				
					소 각	0.0															
					재 활 용	9.4	0.6			0.1					0.1						8.6
					해역배출	0.0															
		E		발 생 량		33.1	0.0	0.0	26.7	0.6	0.0	0.0	0.0	0.0	0.0	0.1	0.0	0.0	0.0	0.0	5.7
				처리방법	매 립	33.0			26.7	0.6											5.7
					소 각	0.0															
					재 활 용	0.1										0.1					
					해역배출	0.0															
		F		발 생 량		0.0	0.0	0.0	0.0	0.0	0.0	0.0	0.0	0.0	0.0	0.0	0.0	0.0	0.0	0.0	0.0
				처리방법	매 립	0.0															
					소 각	0.0															
					재 활 용	0.0															
					해역배출	0.0															
		G		발 생 량		0.0	0.0	0.0	0.0	0.0	0.0	0.0	0.0	0.0	0.0	0.0	0.0	0.0	0.0	0.0	0.0
				처리방법	매 립	0.0															
					소 각	0.0															
					재 활 용	0.0															
					해역배출	0.0															
		S		발 생 량		0.0	0.0	0.0	0.0	0.0	0.0	0.0	0.0	0.0	0.0	0.0	0.0	0.0	0.0	0.0	0.0
				처리방법	매 립	0.0															
					소 각	0.0															
					재 활 용	0.0															
					해역배출	0.0															
대전	합계			발 생 량		507.6	4.2	0.0	345.1	18.7	33.0	0.8	0.5	0.0	1.0	6.1	26.8	3.5	17.3	4.7	45.9
				처리방법	매 립	266.0	0.9	0.0	162.0	12.6	11.3	0.0	0.5	0.0	0.5	1.7	26.3	1.2	17.3	4.5	27.2
					소 각	1.5	0.0	0.0	0.0	0.0	0.0	0.0	0.0	0.0	0.0	0.0	0.1	1.3	0.0	0.0	0.1
					재 활 용	240.1	3.3	0.0	183.1	6.1	21.7	0.8	0.0	0.0	0.5	4.4	0.4	1.0	0.0	0.2	18.6
					해역배출	0.0	0.0	0.0	0.0	0.0	0.0	0.0	0.0	0.0	0.0	0.0	0.0	0.0	0.0	0.0	0.0
	동구	소계		발 생 량		0.5	0.0	0.0	0.0	0.0	0.1	0.0	0.0	0.0	0.0	0.4	0.0	0.0	0.0	0.0	0.0
				처리방법	매 립	0.1					0.1										
					소 각	0.0															
					재 활 용	0.4										0.4					
					해역배출	0.0															

(단위:톤/일)

지역구분		업종		발생량 및 처리현황		총계	가 연 성														
시도	시군구	대분류	중분류				소계	폐지류	폐목재류	폐합성고분자화합물				유기성오니류				동식물성잔재물	폐식용유	기타
										폐섬유류	폐합성 수지	폐합성 고무	폐피혁	폐수처리오니	공정오니	정수 처리오니	하수 처리오니			
대전	동구	C	24	발 생 량		0.1	0.0	0.0	0.0	0.0	0.0	0.0	0.0	0.0	0.0	0.0	0.0	0.0	0.0	0.0
				처리방법	매 립	0.1	0.0													
					소 각	0.0	0.0													
					재 활 용	0.0	0.0													
					해역배출	0.0	0.0													
		D		발 생 량		3.5	3.1	0.0	0.0	0.0	3.1	0.0	0.0	0.0	0.0	0.0	0.0	0.0	0.0	0.0
				처리방법	매 립	0.0	0.0													
					소 각	0.0	0.0													
					재 활 용	3.5	3.1				3.1									
					해역배출	0.0	0.0													
		E		발 생 량		2.5	2.5	0.0	0.5	0.0	2.0	0.0	0.0	0.0	0.0	0.0	0.0	0.0	0.0	0.0
				처리방법	매 립	0.0	0.0													
					소 각	0.9	0.9				0.9									
					재 활 용	1.6	1.6		0.5		1.1									
					해역배출	0.0	0.0													
	중구	소계		발 생 량		41.7	30.8	0.0	0.5	0.1	5.2	0.0	0.0	0.0	22.3	0.0	0.0	0.0	0.0	2.7
				처리방법	매 립	2.6	0.0													
					소 각	8.0	8.0			0.1	5.2									2.7
					재 활 용	31.1	22.8		0.5						22.3					
					해역배출	0.0	0.0													
		C	10	발 생 량		30.3	22.3	0.0	0.0	0.0	0.0	0.0	0.0	0.0	22.3	0.0	0.0	0.0	0.0	0.0
				처리방법	매 립	0.0	0.0													
					소 각	0.0	0.0													
					재 활 용	30.3	22.3								22.3					
					해역배출	0.0	0.0													
		C	14	발 생 량		0.1	0.1	0.0	0.0	0.1	0.0	0.0	0.0	0.0	0.0	0.0	0.0	0.0	0.0	0.0
				처리방법	매 립	0.0	0.0													
					소 각	0.1	0.1			0.1										
					재 활 용	0.0	0.0													
					해역배출	0.0	0.0													
		C	23	발 생 량		8.5	5.7	0.0	0.5	0.0	5.2	0.0	0.0	0.0	0.0	0.0	0.0	0.0	0.0	0.0
				처리방법	매 립	2.5	0.0													
					소 각	5.2	5.2				5.2									
					재 활 용	0.8	0.5		0.5											
					해역배출	0.0	0.0													
		S		발 생 량		2.8	2.7	0.0	0.0	0.0	0.0	0.0	0.0	0.0	0.0	0.0	0.0	0.0	0.0	2.7
				처리방법	매 립	0.1	0.0													
					소 각	2.7	2.7													2.7
					재 활 용	0.0	0.0													
					해역배출	0.0	0.0													
	서구	소계		발 생 량		79.7	57.8	0.0	0.0	0.0	0.2	0.0	0.0	1.0	0.0	0.0	0.1	30.3	0.0	26.2
				처리방법	매 립	28.7	11.4										0.1			11.3
					소 각	0.3	0.1													0.1
					재 활 용	50.7	46.3				0.2			1.0				30.3		14.8
					해역배출	0.0	0.0													
		C	10	발 생 량		0.0	0.0	0.0	0.0	0.0	0.0	0.0	0.0	0.0	0.0	0.0	0.0	0.0	0.0	0.0
				처리방법	매 립	0.0	0.0													
					소 각	0.0	0.0													
					재 활 용	0.0	0.0													
					해역배출	0.0	0.0													
		C	11	발 생 량		4.6	1.2	0.0	0.0	0.0	0.2	0.0	0.0	1.0	0.0	0.0	0.0	0.0	0.0	0.0
				처리방법	매 립	0.0	0.0													
					소 각	0.2	0.0													
					재 활 용	4.4	1.2				0.2			1.0						
					해역배출	0.0	0.0													

(단위:톤/일)

구분		업종		발생량 및 처리현황		불 연 성															
시도	시군구	대분류	중분류			소계	광재류	연소재	소각재	분진류	폐주물사 모래류	폐금속류	폐석회 석고류	폐촉매	폐흡착재폐흡수재	유리·도자기편류	무기성오니류				기타
																	폐수처리오니	공정오니	정수처리오니	하수처리오니	
대전	동구	C	24	발 생 량		0.1	0.0	0.0	0.0	0.0	0.1	0.0	0.0	0.0	0.0	0.0	0.0	0.0	0.0	0.0	0.0
				처리방법	매 립	0.1					0.1										
					소 각	0.0															
					재 활 용	0.0															
					해역배출	0.0															
		D		발 생 량		0.4	0.0	0.0	0.0	0.0	0.0	0.0	0.0	0.0	0.0	0.4	0.0	0.0	0.0	0.0	0.0
				처리방법	매 립	0.0															
					소 각	0.0															
					재 활 용	0.4										0.4					
					해역배출	0.0															
		E		발 생 량		0.0	0.0	0.0	0.0	0.0	0.0	0.0	0.0	0.0	0.0	0.0	0.0	0.0	0.0	0.0	0.0
				처리방법	매 립	0.0															
					소 각	0.0															
					재 활 용	0.0															
					해역배출	0.0															
	중구	소계		발 생 량		10.9	0.0	0.0	0.0	0.0	2.5	0.0	0.0	0.0	0.0	0.0	0.0	0.0	0.0	0.0	8.4
				처리방법	매 립	2.6	0.0				2.5										0.1
					소 각	0.0	0.0														
					재 활 용	8.3	0.0														8.3
					해역배출	0.0	0.0														
		C	10	발 생 량		8.0	0.0	0.0	0.0	0.0	0.0	0.0	0.0	0.0	0.0	0.0	0.0	0.0	0.0	0.0	8.0
				처리방법	매 립	0.0	0.0														
					소 각	0.0	0.0														
					재 활 용	8.0	0.0														8.0
					해역배출	0.0	0.0														
		C	14	발 생 량		0.0	0.0	0.0	0.0	0.0	0.0	0.0	0.0	0.0	0.0	0.0	0.0	0.0	0.0	0.0	0.0
				처리방법	매 립	0.0	0.0														
					소 각	0.0	0.0														
					재 활 용	0.0	0.0														
					해역배출	0.0	0.0														
		C	23	발 생 량		2.8	0.0	0.0	0.0	0.0	2.5	0.0	0.0	0.0	0.0	0.0	0.0	0.0	0.0	0.0	0.3
				처리방법	매 립	2.5	0.0				2.5										
					소 각	0.0	0.0														
					재 활 용	0.3	0.0														0.3
					해역배출	0.0	0.0														
		S		발 생 량		0.1	0.0	0.0	0.0	0.0	0.0	0.0	0.0	0.0	0.0	0.0	0.0	0.0	0.0	0.0	0.1
				처리방법	매 립	0.1	0.0														0.1
					소 각	0.0	0.0														
					재 활 용	0.0	0.0														
					해역배출	0.0	0.0														
	서구	소계		발 생 량		21.9	0.0	0.0	0.0	0.0	0.0	0.0	0.0	0.0	0.0	3.2	0.0	0.2	17.3	0.0	1.2
				처리방법	매 립	17.3	0.0												17.3		
					소 각	0.2	0.0											0.2			
					재 활 용	4.4	0.0									3.2					1.2
					해역배출	0.0	0.0														
		C	10	발 생 량		0.0	0.0	0.0	0.0	0.0	0.0	0.0	0.0	0.0	0.0	0.0	0.0	0.0	0.0	0.0	0.0
				처리방법	매 립	0.0															
					소 각	0.0															
					재 활 용	0.0															
					해역배출	0.0															
		C	11	발 생 량		3.4	0.0	0.0	0.0	0.0	0.0	0.0	0.0	0.0	0.0	3.2	0.0	0.2	0.0	0.0	0.0
				처리방법	매 립	0.0											0.0				
					소 각	0.2												0.2			
					재 활 용	3.2										3.2					
					해역배출	0.0															

(단위:톤/일)

지역구분		업종		발생량 및 처리현황		총계	가 연 성														
시도	시군구	대분류	중분류				소계	폐지류	폐목재류	폐합성고분자화합물				유기성오니류				동식물성잔재물	폐식용유	기타
										폐섬유류	폐합성 수지	폐합성 고무	폐피혁	폐수처리오니	공정오니	정수 처리오니	하수 처리오니			
대전	서구	C	17	발 생 량		0.0	0.0	0.0	0.0	0.0	0.0	0.0	0.0	0.0	0.0	0.0	0.0	0.0	0.0	0.0
				처리방법	매 립	0.0	0.0													
					소 각	0.0	0.0													
					재 활 용	0.0	0.0													
					해역배출	0.0	0.0													
		C	33	발 생 량		1.2	0.0	0.0	0.0	0.0	0.0	0.0	0.0	0.0	0.0	0.0	0.0	0.0	0.0	0.0
				처리방법	매 립	0.0	0.0													
					소 각	0.0	0.0													
					재 활 용	1.2	0.0													
					해역배출	0.0	0.0													
		D		발 생 량		17.3	0.0	0.0	0.0	0.0	0.0	0.0	0.0	0.0	0.0	0.0	0.0	0.0	0.0	0.0
				처리방법	매 립	17.3	0.0													
					소 각	0.0	0.0													
					재 활 용	0.0	0.0													
					해역배출	0.0	0.0													
		E		발 생 량		56.6	56.6	0.0	0.0	0.0	0.0	0.0	0.0	0.0	0.0	0.0	0.1	30.3	0.0	26.2
				처리방법	매 립	11.4	11.4										0.1			11.3
					소 각	0.1	0.1											0.0		0.1
					재 활 용	45.1	45.1											30.3		14.8
					해역배출	0.0	0.0													
	유성구	소계		발 생 량		325.4	311.1	0.0	0.2	0.0	6.4	0.0	0.0	13.7	0.4	0.0	261.9	0.1	0.0	28.4
				처리방법	매 립	66.9	53.1							13.4			31.8			7.9
					소 각	4.4	4.4				3.7			0.1						0.6
					재 활 용	253.8	253.3		0.2		2.7				0.3		230.1	0.1		19.9
					해역배출	0.3	0.3							0.2	0.1					
		C	10	발 생 량		0.7	0.7	0.0	0.0	0.0	0.0	0.0	0.0	0.2	0.4	0.0	0.0	0.0	0.0	0.1
				처리방법	매 립	0.0	0.0								0.0					
					소 각	0.1	0.1				0.0									0.1
					재 활 용	0.3	0.3								0.3					
					해역배출	0.3	0.3							0.2	0.1					
		C	20	발 생 량		0.1	0.1	0.0	0.0	0.0	0.1	0.0	0.0	0.0	0.0	0.0	0.0	0.0	0.0	0.0
				처리방법	매 립	0.0	0.0													
					소 각	0.1	0.1				0.1	0.0								
					재 활 용	0.0	0.0		0.0											
					해역배출	0.0	0.0													
		C	22	발 생 량		5.8	5.4	0.0	0.0	0.0	5.4	0.0	0.0	0.0	0.0	0.0	0.0	0.0	0.0	0.0
				처리방법	매 립	0.4	0.0													
					소 각	3.1	3.1				3.1									
					재 활 용	2.3	2.3				2.3									
					해역배출	0.0	0.0													
		C	23	발 생 량		0.9	0.4	0.0	0.0	0.0	0.1	0.0	0.0	0.3	0.0	0.0	0.0	0.0	0.0	0.0
				처리방법	매 립	0.3	0.3							0.3						
					소 각	0.1	0.1				0.1									
					재 활 용	0.5	0.0													
					해역배출	0.0	0.0													
		C	32	발 생 량		0.4	0.4	0.0	0.2	0.0	0.2	0.0	0.0	0.0	0.0	0.0	0.0	0.0	0.0	0.0
				처리방법	매 립	0.0	0.0													
					소 각	0.0	0.0													
					재 활 용	0.4	0.4		0.2		0.2									
					해역배출	0.0	0.0													
		C	26	발 생 량		1.1	0.5	0.0	0.0	0.0	0.1	0.0	0.0	0.0	0.0	0.0	0.0	0.0	0.0	0.4
				처리방법	매 립	0.6	0.0													
					소 각	0.4	0.4				0.0									0.4
					재 활 용	0.1	0.1				0.1									
					해역배출	0.0	0.0													

(단위:톤/일)

구분		업종		발생량 및 처리현황		불 연 성															
시도	시군구	대분류	중분류			소계	광재류	연소재	소각재	분진류	폐주물사 모래류	폐금속류	폐석회 석고류	폐촉매	폐흡착재폐흡수재	유리·도자기편류	무기성오니류				기타
																	폐수처리오니	공정오니	정수처리오니	하수처리오니	
대전	서구	C	17	발 생 량		0.0	0.0	0.0	0.0	0.0	0.0	0.0	0.0	0.0	0.0	0.0	0.0	0.0	0.0	0.0	0.0
				처리방법	매 립	0.0															
					소 각	0.0															
					재 활 용	0.0															
					해역배출	0.0															
		C	33	발 생 량		1.2	0.0	0.0	0.0	0.0	0.0	0.0	0.0	0.0	0.0	0.0	0.0	0.0	0.0	0.0	1.2
				처리방법	매 립	0.0															
					소 각	0.0															
					재 활 용	1.2															1.2
					해역배출	0.0															
		D		발 생 량		17.3	0.0	0.0	0.0	0.0	0.0	0.0	0.0	0.0	0.0	0.0	0.0	0.0	17.3	0.0	0.0
				처리방법	매 립	17.3													17.3		
					소 각	0.0															
					재 활 용	0.0															
					해역배출	0.0															
		E		발 생 량		0.0	0.0	0.0	0.0	0.0	0.0	0.0	0.0	0.0	0.0	0.0	0.0	0.0	0.0	0.0	0.0
				처리방법	매 립	0.0															
					소 각	0.0															
					재 활 용	0.0															
					해역배출	0.0															
	유성구	소계		발 생 량		14.3	0.0	0.0	0.4	0.0	8.1	0.0	0.0	0.0	0.2	0.0	0.6	0.0	0.0	4.5	0.5
				처리방법	매 립	13.8			0.4		8.1				0.2		0.6			4.5	
					소 각	0.0															
					재 활 용	0.5															0.5
					해역배출	0.0															
		C	10	발 생 량		0.0	0.0	0.0	0.0	0.0	0.0	0.0	0.0	0.0	0.0	0.0	0.0	0.0	0.0	0.0	0.0
				처리방법	매 립	0.0															
					소 각	0.0															
					재 활 용	0.0															
					해역배출	0.0															
		C	20	발 생 량		0.0	0.0	0.0	0.0	0.0	0.0	0.0	0.0	0.0	0.0	0.0	0.0	0.0	0.0	0.0	0.0
				처리방법	매 립	0.0									0.0						
					소 각	0.0															
					재 활 용	0.0															
					해역배출	0.0															
		C	22	발 생 량		0.4	0.0	0.0	0.4	0.0	0.0	0.0	0.0	0.0	0.0	0.0	0.0	0.0	0.0	0.0	0.0
				처리방법	매 립	0.4			0.4												
					소 각	0.0															
					재 활 용	0.0															
					해역배출	0.0															
		C	23	발 생 량		0.5	0.0	0.0	0.0	0.0	0.0	0.0	0.0	0.0	0.0	0.0	0.0	0.0	0.0	0.0	0.5
				처리방법	매 립	0.0					0.0				0.0						
					소 각	0.0															
					재 활 용	0.5															0.5
					해역배출	0.0															
		C	32	발 생 량		0.0	0.0	0.0	0.0	0.0	0.0	0.0	0.0	0.0	0.0	0.0	0.0	0.0	0.0	0.0	0.0
				처리방법	매 립	0.0				0.0											
					소 각	0.0															
					재 활 용	0.0															
					해역배출	0.0															
		C	26	발 생 량		0.6	0.0	0.0	0.0	0.0	0.0	0.0	0.0	0.0	0.0	0.0	0.6	0.0	0.0	0.0	0.0
				처리방법	매 립	0.6										0.0	0.6				
					소 각	0.0															
					재 활 용	0.0										0.0					
					해역배출	0.0															

(단위:톤/일)

지역구분		업종		발생량 및 처리현황		총계	가 연 성														
시도	시군구	대분류	중분류				소계	폐지류	폐목재류	폐합성고분자화합물				유기성오니류				동식물성잔재물	폐식용유	기타
										폐섬유류	폐합성 수지	폐합성 고무	폐피혁	폐수처리오니	공정오니	정수 처리오니	하수 처리오니			
대전	유성구	C	33	발 생 량		0.1	0.1	0.0	0.0	0.0	0.1	0.0	0.0	0.0	0.0	0.0	0.0	0.0	0.0	0.0
				처리방법	매 립	0.0	0.0													
					소 각	0.0	0.0				0.0									
					재 활 용	0.1	0.1				0.1									
					해역배출	0.0	0.0													
		D		발 생 량		0.0	0.0	0.0	0.0	0.0	0.0	0.0	0.0	0.0	0.0	0.0	0.0	0.0	0.0	0.0
				처리방법	매 립	0.0	0.0													
					소 각	0.0	0.0													
					재 활 용	0.0	0.0													
					해역배출	0.0	0.0													
		E		발 생 량		315.5	302.8	0.0	0.0	0.0	0.0	0.0	0.0	13.1	0.0	0.0	261.9	0.0	0.0	27.8
				처리방법	매 립	65.5	52.8							13.1			31.8			7.9
					소 각	0.0	0.0													
					재 활 용	250.0	250.0										230.1			19.9
					해역배출	0.0	0.0													
		G		발 생 량		0.0	0.0	0.0	0.0	0.0	0.0	0.0	0.0	0.0	0.0	0.0	0.0	0.0	0.0	0.0
				처리방법	매 립	0.0	0.0													
					소 각	0.0	0.0													
					재 활 용	0.0	0.0											0.0		
					해역배출	0.0	0.0													
		M		발 생 량		0.6	0.5	0.0	0.0	0.0	0.3	0.0	0.0	0.0	0.0	0.0	0.0	0.1	0.0	0.1
				처리방법	매 립	0.1	0.0													
					소 각	0.4	0.4				0.3									0.1
					재 활 용	0.1	0.1											0.1		
					해역배출	0.0	0.0													
		O		발 생 량		0.2	0.2	0.0	0.0	0.0	0.1	0.0	0.0	0.1	0.0	0.0	0.0	0.0	0.0	0.0
				처리방법	매 립	0.0	0.0													
					소 각	0.2	0.2				0.1			0.1						
					재 활 용	0.0	0.0										0.0			
					해역배출	0.0	0.0													
	대덕구	소계		발 생 량		1,300.1	840.1	0.0	36.9	1.2	258.9	20.9	0.9	486.8	0.0	0.0	0.0	28.0	0.1	6.4
				처리방법	매 립	271.4	39.2	0.0	0.0	0.0	0.0	0.0	0.0	33.7	0.0	0.0	0.0	0.0	0.0	5.5
					소 각	641.3	640.0	0.0	34.6	1.2	205.5	9.7	0.0	388.0	0.0	0.0	0.0	0.3	0.0	0.7
					재 활 용	387.1	160.6	0.0	2.3	0.0	53.4	11.2	0.9	64.8	0.0	0.0	0.0	27.7	0.1	0.2
					해역배출	0.3	0.3	0.0	0.0	0.0	0.0	0.0	0.0	0.3	0.0	0.0	0.0	0.0	0.0	0.0
		B		발 생 량		0.2	0.0	0.0	0.0	0.0	0.0	0.0	0.0	0.0	0.0	0.0	0.0	0.0	0.0	0.0
				처리방법	매 립	0.1	0.0	0.0	0.0	0.0	0.0	0.0	0.0	0.0	0.0	0.0	0.0	0.0	0.0	0.0
					소 각	0.0	0.0	0.0	0.0	0.0	0.0	0.0	0.0	0.0	0.0	0.0	0.0	0.0	0.0	0.0
					재 활 용	0.1	0.0	0.0	0.0	0.0	0.0	0.0	0.0	0.0	0.0	0.0	0.0	0.0	0.0	0.0
					해역배출	0.0	0.0	0.0	0.0	0.0	0.0	0.0	0.0	0.0	0.0	0.0	0.0	0.0	0.0	0.0
		C	10	발 생 량		33.0	32.1	0.0	0.1	0.0	3.7	0.0	0.4	3.2	0.0	0.0	0.0	24.5	0.1	0.1
				처리방법	매 립	0.0	0.0	0.0	0.0	0.0	0.0	0.0	0.0	0.0	0.0	0.0	0.0	0.0	0.0	0.0
					소 각	2.9	2.9	0.0	0.0	0.0	2.8	0.0	0.0	0.0	0.0	0.0	0.0	0.0	0.0	0.1
					재 활 용	29.8	28.9	0.0	0.1	0.0	0.9	0.0	0.4	2.9	0.0	0.0	0.0	24.5	0.1	0.0
					해역배출	0.3	0.3	0.0	0.0	0.0	0.0	0.0	0.0	0.3	0.0	0.0	0.0	0.0	0.0	0.0
		C	11	발 생 량		0.0	0.0	0.0	0.0	0.0	0.0	0.0	0.0	0.0	0.0	0.0	0.0	0.0	0.0	0.0
				처리방법	매 립	0.0	0.0	0.0	0.0	0.0	0.0	0.0	0.0	0.0	0.0	0.0	0.0	0.0	0.0	0.0
					소 각	0.0	0.0	0.0	0.0	0.0	0.0	0.0	0.0	0.0	0.0	0.0	0.0	0.0	0.0	0.0
					재 활 용	0.0	0.0	0.0	0.0	0.0	0.0	0.0	0.0	0.0	0.0	0.0	0.0	0.0	0.0	0.0
					해역배출	0.0	0.0	0.0	0.0	0.0	0.0	0.0	0.0	0.0	0.0	0.0	0.0	0.0	0.0	0.0
		C	12	발 생 량		18.7	18.7	0.0	0.5	0.9	1.1	0.0	0.0	14.9	0.0	0.0	0.0	0.8	0.0	0.5
				처리방법	매 립	0.6	0.6	0.0	0.0	0.0	0.0	0.0	0.0	0.6	0.0	0.0	0.0	0.0	0.0	0.0
					소 각	2.3	2.3	0.0	0.0	0.9	0.9	0.0	0.0	0.0	0.0	0.0	0.0	0.0	0.0	0.5
					재 활 용	15.8	15.8	0.0	0.5	0.0	0.2	0.0	0.0	14.3	0.0	0.0	0.0	0.8	0.0	0.0
					해역배출	0.0	0.0	0.0	0.0	0.0	0.0	0.0	0.0	0.0	0.0	0.0	0.0	0.0	0.0	0.0

(단위:톤/일)

구분		업종		발생량 및 처리현황		불 연 성															
시도	시군구	대분류	중분류			소계	광재류	연소재	소각재	분진류	폐주물사 모래류	폐금속류	폐석회 석고류	폐촉매	폐흡착재폐흡수재	유리·도자기편류	무기성오니류				기타
																	폐수처리오니	공정오니	정수처리오니	하수처리오니	
대전	유성구	C	33	발 생 량		0.0	0.0	0.0	0.0	0.0	0.0	0.0	0.0	0.0	0.0	0.0	0.0	0.0	0.0	0.0	0.0
				처리방법	매 립	0.0															
					소 각	0.0															
					재 활 용	0.0															
					해역배출	0.0															
		D		발 생 량		0.0	0.0	0.0	0.0	0.0	0.0	0.0	0.0	0.0	0.0	0.0	0.0	0.0	0.0	0.0	0.0
				처리방법	매 립	0.0											0.0				
					소 각	0.0															
					재 활 용	0.0															
					해역배출	0.0															
		E		발 생 량		12.7	0.0	0.0	0.0	0.0	8.1	0.0	0.0	0.0	0.1	0.0	0.0	0.0	0.0	4.5	0.0
				처리방법	매 립	12.7					8.1				0.1					4.5	
					소 각	0.0															
					재 활 용	0.0															
					해역배출	0.0															
		G		발 생 량		0.0	0.0	0.0	0.0	0.0	0.0	0.0	0.0	0.0	0.0	0.0	0.0	0.0	0.0	0.0	0.0
				처리방법	매 립	0.0															
					소 각	0.0															
					재 활 용	0.0															
					해역배출	0.0															
		M		발 생 량		0.1	0.0	0.0	0.0	0.0	0.0	0.0	0.0	0.0	0.1	0.0	0.0	0.0	0.0	0.0	0.0
				처리방법	매 립	0.1		0.0							0.1	0.0	0.0				
					소 각	0.0									0.0		0.0				
					재 활 용	0.0		0.0				0.0									
					해역배출	0.0															
		O		발 생 량		0.0	0.0	0.0	0.0	0.0	0.0	0.0	0.0	0.0	0.0	0.0	0.0	0.0	0.0	0.0	0.0
				처리방법	매 립	0.0															
					소 각	0.0															
					재 활 용	0.0															
					해역배출	0.0															
	대덕구	소계		발 생 량		460.0	4.2	0.0	344.7	18.7	22.3	0.8	0.5	0.0	0.8	2.5	26.2	3.3	0.0	0.2	35.8
				처리방법	매 립	232.2	0.9	0.0	161.6	12.6	0.6	0.0	0.5	0.0	0.3	1.7	25.7	1.2	0.0	0.0	27.1
					소 각	1.3	0.0	0.0	0.0	0.0	0.0	0.0	0.0	0.0	0.0	0.0	0.1	1.1	0.0	0.0	0.1
					재 활 용	226.5	3.3	0.0	183.1	6.1	21.7	0.8	0.0	0.0	0.5	0.8	0.4	1.0	0.0	0.2	8.6
					해역배출	0.0	0.0	0.0	0.0	0.0	0.0	0.0	0.0	0.0	0.0	0.0	0.0	0.0	0.0	0.0	0.0
		B		발 생 량		0.2	0.0	0.0	0.0	0.0	0.0	0.0	0.0	0.0	0.0	0.0	0.2	0.0	0.0	0.0	0.0
				처리방법	매 립	0.1	0.0	0.0	0.0	0.0	0.0	0.0	0.0	0.0	0.0	0.0	0.1	0.0	0.0	0.0	0.0
					소 각	0.0	0.0	0.0	0.0	0.0	0.0	0.0	0.0	0.0	0.0	0.0	0.0	0.0	0.0	0.0	0.0
					재 활 용	0.1	0.0	0.0	0.0	0.0	0.0	0.0	0.0	0.0	0.0	0.0	0.1	0.0	0.0	0.0	0.0
					해역배출	0.0	0.0	0.0	0.0	0.0	0.0	0.0	0.0	0.0	0.0	0.0	0.0	0.0	0.0	0.0	0.0
		C	10	발 생 량		0.9	0.0	0.0	0.0	0.0	0.0	0.0	0.0	0.0	0.1	0.7	0.1	0.0	0.0	0.0	0.0
				처리방법	매 립	0.0	0.0	0.0	0.0	0.0	0.0	0.0	0.0	0.0	0.0	0.0	0.0	0.0	0.0	0.0	0.0
					소 각	0.0	0.0	0.0	0.0	0.0	0.0	0.0	0.0	0.0	0.0	0.0	0.0	0.0	0.0	0.0	0.0
					재 활 용	0.9	0.0	0.0	0.0	0.0	0.0	0.0	0.0	0.0	0.1	0.7	0.1	0.0	0.0	0.0	0.0
					해역배출	0.0	0.0	0.0	0.0	0.0	0.0	0.0	0.0	0.0	0.0	0.0	0.0	0.0	0.0	0.0	0.0
		C	11	발 생 량		0.0	0.0	0.0	0.0	0.0	0.0	0.0	0.0	0.0	0.0	0.0	0.0	0.0	0.0	0.0	0.0
				처리방법	매 립	0.0	0.0	0.0	0.0	0.0	0.0	0.0	0.0	0.0	0.0	0.0	0.0	0.0	0.0	0.0	0.0
					소 각	0.0	0.0	0.0	0.0	0.0	0.0	0.0	0.0	0.0	0.0	0.0	0.0	0.0	0.0	0.0	0.0
					재 활 용	0.0	0.0	0.0	0.0	0.0	0.0	0.0	0.0	0.0	0.0	0.0	0.0	0.0	0.0	0.0	0.0
					해역배출	0.0	0.0	0.0	0.0	0.0	0.0	0.0	0.0	0.0	0.0	0.0	0.0	0.0	0.0	0.0	0.0
		C	12	발 생 량		0.0	0.0	0.0	0.0	0.0	0.0	0.0	0.0	0.0	0.0	0.0	0.0	0.0	0.0	0.0	0.0
				처리방법	매 립	0.0	0.0	0.0	0.0	0.0	0.0	0.0	0.0	0.0	0.0	0.0	0.0	0.0	0.0	0.0	0.0
					소 각	0.0	0.0	0.0	0.0	0.0	0.0	0.0	0.0	0.0	0.0	0.0	0.0	0.0	0.0	0.0	0.0
					재 활 용	0.0	0.0	0.0	0.0	0.0	0.0	0.0	0.0	0.0	0.0	0.0	0.0	0.0	0.0	0.0	0.0
					해역배출	0.0	0.0	0.0	0.0	0.0	0.0	0.0	0.0	0.0	0.0	0.0	0.0	0.0	0.0	0.0	0.0

(단위:톤/일)

지역구분		업종		발생량 및 처리현황		총계	가 연 성													
시도	시군구	대분류	중분류				소계	폐지류	폐목재류	폐합성고분자화합물				유기성오니류				동식물성잔재물	폐식용유	기타
										폐섬유류	폐합성 수지	폐합성 고무	폐피혁	폐수처리오니	공정오니	정수 처리오니	하수 처리오니			
대전	대덕구	C	13	발생량		8.2	1.3	0.0	0.0	0.2	1.1	0.0	0.0	0.0	0.0	0.0	0.0	0.0	0.0	0.0
				처리방법	매 립	6.9	0.0	0.0	0.0	0.0	0.0	0.0	0.0	0.0	0.0	0.0	0.0	0.0	0.0	0.0
					소 각	0.8	0.8	0.0	0.0	0.2	0.6	0.0	0.0	0.0	0.0	0.0	0.0	0.0	0.0	0.0
					재 활 용	0.5	0.5	0.0	0.0	0.0	0.5	0.0	0.0	0.0	0.0	0.0	0.0	0.0	0.0	0.0
					해역배출	0.0	0.0	0.0	0.0	0.0	0.0	0.0	0.0	0.0	0.0	0.0	0.0	0.0	0.0	0.0
		C	15	발생량		0.2	0.2	0.0	0.0	0.1	0.0	0.1	0.0	0.0	0.0	0.0	0.0	0.0	0.0	0.0
				처리방법	매 립	0.0	0.0	0.0	0.0	0.0	0.0	0.0	0.0	0.0	0.0	0.0	0.0	0.0	0.0	0.0
					소 각	0.2	0.2	0.0	0.0	0.1	0.0	0.1	0.0	0.0	0.0	0.0	0.0	0.0	0.0	0.0
					재 활 용	0.0	0.0	0.0	0.0	0.0	0.0	0.0	0.0	0.0	0.0	0.0	0.0	0.0	0.0	0.0
					해역배출	0.0	0.0	0.0	0.0	0.0	0.0	0.0	0.0	0.0	0.0	0.0	0.0	0.0	0.0	0.0
		C	17	발생량		817.8	601.9	0.0	3.2	0.0	210.2	0.0	0.0	388.5	0.0	0.0	0.0	0.0	0.0	0.0
				처리방법	매 립	36.5	0.0	0.0	0.0	0.0	0.0	0.0	0.0	0.0	0.0	0.0	0.0	0.0	0.0	0.0
					소 각	565.4	565.4	0.0	2.9	0.0	193.1	0.0	0.0	369.4	0.0	0.0	0.0	0.0	0.0	0.0
					재 활 용	215.9	36.5	0.0	0.3	0.0	17.1	0.0	0.0	19.1	0.0	0.0	0.0	0.0	0.0	0.0
					해역배출	0.0	0.0	0.0	0.0	0.0	0.0	0.0	0.0	0.0	0.0	0.0	0.0	0.0	0.0	0.0
		C	20	발생량		27.0	16.4	0.0	0.2	0.0	2.5	0.0	0.0	8.2	0.0	0.0	0.0	0.0	0.0	5.5
				처리방법	매 립	14.2	5.6	0.0	0.0	0.0	0.0	0.0	0.0	0.1	0.0	0.0	0.0	0.0	0.0	5.5
					소 각	2.6	1.7	0.0	0.0	0.0	1.7	0.0	0.0	0.0	0.0	0.0	0.0	0.0	0.0	0.0
					재 활 용	10.2	9.1	0.0	0.2	0.0	0.8	0.0	0.0	8.1	0.0	0.0	0.0	0.0	0.0	0.0
					해역배출	0.0	0.0	0.0	0.0	0.0	0.0	0.0	0.0	0.0	0.0	0.0	0.0	0.0	0.0	0.0
		C	21	발생량		1.4	1.2	0.0	0.0	0.0	0.8	0.0	0.0	0.0	0.0	0.0	0.0	0.1	0.0	0.3
				처리방법	매 립	0.1	0.0	0.0	0.0	0.0	0.0	0.0	0.0	0.0	0.0	0.0	0.0	0.0	0.0	0.0
					소 각	0.9	0.9	0.0	0.0	0.0	0.8	0.0	0.0	0.0	0.0	0.0	0.0	0.0	0.0	0.1
					재 활 용	0.4	0.3	0.0	0.0	0.0	0.0	0.0	0.0	0.0	0.0	0.0	0.0	0.1	0.0	0.2
					해역배출	0.0	0.0	0.0	0.0	0.0	0.0	0.0	0.0	0.0	0.0	0.0	0.0	0.0	0.0	0.0
		C	22	발생량		36.6	22.5	0.0	0.0	0.0	2.3	20.2	0.0	0.0	0.0	0.0	0.0	0.0	0.0	0.0
				처리방법	매 립	6.6	0.0	0.0	0.0	0.0	0.0	0.0	0.0	0.0	0.0	0.0	0.0	0.0	0.0	0.0
					소 각	10.6	10.6	0.0	0.0	0.0	1.0	9.6	0.0	0.0	0.0	0.0	0.0	0.0	0.0	0.0
					재 활 용	19.4	11.9	0.0	0.0	0.0	1.3	10.6	0.0	0.0	0.0	0.0	0.0	0.0	0.0	0.0
					해역배출	0.0	0.0	0.0	0.0	0.0	0.0	0.0	0.0	0.0	0.0	0.0	0.0	0.0	0.0	0.0
		C	23	발생량		1.5	0.2	0.0	0.0	0.0	0.2	0.0	0.0	0.0	0.0	0.0	0.0	0.0	0.0	0.0
				처리방법	매 립	1.1	0.0	0.0	0.0	0.0	0.0	0.0	0.0	0.0	0.0	0.0	0.0	0.0	0.0	0.0
					소 각	0.4	0.2	0.0	0.0	0.0	0.2	0.0	0.0	0.0	0.0	0.0	0.0	0.0	0.0	0.0
					재 활 용	0.0	0.0	0.0	0.0	0.0	0.0	0.0	0.0	0.0	0.0	0.0	0.0	0.0	0.0	0.0
					해역배출	0.0	0.0	0.0	0.0	0.0	0.0	0.0	0.0	0.0	0.0	0.0	0.0	0.0	0.0	0.0
		C	24	발생량		16.1	3.3	0.0	0.0	0.0	3.3	0.0	0.0	0.0	0.0	0.0	0.0	0.0	0.0	0.0
				처리방법	매 립	0.4	0.0	0.0	0.0	0.0	0.0	0.0	0.0	0.0	0.0	0.0	0.0	0.0	0.0	0.0
					소 각	0.5	0.5	0.0	0.0	0.0	0.5	0.0	0.0	0.0	0.0	0.0	0.0	0.0	0.0	0.0
					재 활 용	15.2	2.8	0.0	0.0	0.0	2.8	0.0	0.0	0.0	0.0	0.0	0.0	0.0	0.0	0.0
					해역배출	0.0	0.0	0.0	0.0	0.0	0.0	0.0	0.0	0.0	0.0	0.0	0.0	0.0	0.0	0.0
		C	25	발생량		18.7	0.5	0.0	0.0	0.0	0.5	0.0	0.0	0.0	0.0	0.0	0.0	0.0	0.0	0.0
				처리방법	매 립	5.5	0.0	0.0	0.0	0.0	0.0	0.0	0.0	0.0	0.0	0.0	0.0	0.0	0.0	0.0
					소 각	0.4	0.4	0.0	0.0	0.0	0.4	0.0	0.0	0.0	0.0	0.0	0.0	0.0	0.0	0.0
					재 활 용	12.8	0.1	0.0	0.0	0.0	0.1	0.0	0.0	0.0	0.0	0.0	0.0	0.0	0.0	0.0
					해역배출	0.0	0.0	0.0	0.0	0.0	0.0	0.0	0.0	0.0	0.0	0.0	0.0	0.0	0.0	0.0
		C	26	발생량		2.5	1.8	0.0	0.1	0.0	1.1	0.0	0.5	0.1	0.0	0.0	0.0	0.0	0.0	0.0
				처리방법	매 립	0.7	0.0	0.0	0.0	0.0	0.0	0.0	0.0	0.0	0.0	0.0	0.0	0.0	0.0	0.0
					소 각	0.3	0.3	0.0	0.0	0.0	0.3	0.0	0.0	0.0	0.0	0.0	0.0	0.0	0.0	0.0
					재 활 용	1.5	1.5	0.0	0.1	0.0	0.8	0.0	0.5	0.1	0.0	0.0	0.0	0.0	0.0	0.0
					해역배출	0.0	0.0	0.0	0.0	0.0	0.0	0.0	0.0	0.0	0.0	0.0	0.0	0.0	0.0	0.0
		C	27	발생량		0.2	0.1	0.0	0.0	0.0	0.1	0.0	0.0	0.0	0.0	0.0	0.0	0.0	0.0	0.0
				처리방법	매 립	0.1	0.0	0.0	0.0	0.0	0.0	0.0	0.0	0.0	0.0	0.0	0.0	0.0	0.0	0.0
					소 각	0.1	0.1	0.0	0.0	0.0	0.1	0.0	0.0	0.0	0.0	0.0	0.0	0.0	0.0	0.0
					재 활 용	0.0	0.0	0.0	0.0	0.0	0.0	0.0	0.0	0.0	0.0	0.0	0.0	0.0	0.0	0.0
					해역배출	0.0	0.0	0.0	0.0	0.0	0.0	0.0	0.0	0.0	0.0	0.0	0.0	0.0	0.0	0.0

(단위:톤/일)

구분		업종		발생량 및 처리현황		불 연 성															
시도	시군구	대분류	중분류			소계	광재류	연소재	소각재	분진류	폐주물사 모래류	폐금속류	폐석회 석고류	폐촉매	폐흡착재폐흡수재	유리·도자기편류	무기성오니류				기타
																	폐수처리오니	공정오니	정수처리오니	하수처리오니	
대전	대덕구	C	13	발 생 량		6.9	0.0	0.0	0.0	0.0	0.0	0.0	0.0	0.0	0.0	0.0	6.9	0.0	0.0	0.0	0.0
				처리방법	매 립	6.9	0.0	0.0	0.0	0.0	0.0	0.0	0.0	0.0	0.0	0.0	6.9	0.0	0.0	0.0	0.0
					소 각	0.0	0.0	0.0	0.0	0.0	0.0	0.0	0.0	0.0	0.0	0.0	0.0	0.0	0.0	0.0	0.0
					재 활 용	0.0	0.0	0.0	0.0	0.0	0.0	0.0	0.0	0.0	0.0	0.0	0.0	0.0	0.0	0.0	0.0
					해역배출	0.0	0.0	0.0	0.0	0.0	0.0	0.0	0.0	0.0	0.0	0.0	0.0	0.0	0.0	0.0	0.0
		C	15	발 생 량		0.0	0.0	0.0	0.0	0.0	0.0	0.0	0.0	0.0	0.0	0.0	0.0	0.0	0.0	0.0	0.0
				처리방법	매 립	0.0	0.0	0.0	0.0	0.0	0.0	0.0	0.0	0.0	0.0	0.0	0.0	0.0	0.0	0.0	0.0
					소 각	0.0	0.0	0.0	0.0	0.0	0.0	0.0	0.0	0.0	0.0	0.0	0.0	0.0	0.0	0.0	0.0
					재 활 용	0.0	0.0	0.0	0.0	0.0	0.0	0.0	0.0	0.0	0.0	0.0	0.0	0.0	0.0	0.0	0.0
					해역배출	0.0	0.0	0.0	0.0	0.0	0.0	0.0	0.0	0.0	0.0	0.0	0.0	0.0	0.0	0.0	0.0
		C	17	발 생 량		215.9	0.0	0.0	196.1	3.6	0.0	0.0	0.0	0.0	0.0	0.0	0.2	0.0	0.0	0.0	16.0
				처리방법	매 립	36.5	0.0	0.0	20.3	0.0	0.0	0.0	0.0	0.0	0.0	0.0	0.2	0.0	0.0	0.0	16.0
					소 각	0.0	0.0	0.0	0.0	0.0	0.0	0.0	0.0	0.0	0.0	0.0	0.0	0.0	0.0	0.0	0.0
					재 활 용	179.4	0.0	0.0	175.8	3.6	0.0	0.0	0.0	0.0	0.0	0.0	0.0	0.0	0.0	0.0	0.0
					해역배출	0.0	0.0	0.0	0.0	0.0	0.0	0.0	0.0	0.0	0.0	0.0	0.0	0.0	0.0	0.0	0.0
		C	20	발 생 량		10.6	0.0	0.0	0.0	8.7	0.0	0.8	0.0	0.0	0.0	0.0	0.0	1.1	0.0	0.0	0.0
				처리방법	매 립	8.6	0.0	0.0	0.0	8.4	0.0	0.0	0.0	0.0	0.0	0.0	0.0	0.2	0.0	0.0	0.0
					소 각	0.9	0.0	0.0	0.0	0.0	0.0	0.0	0.0	0.0	0.0	0.0	0.0	0.9	0.0	0.0	0.0
					재 활 용	1.1	0.0	0.0	0.0	0.3	0.0	0.8	0.0	0.0	0.0	0.0	0.0	0.0	0.0	0.0	0.0
					해역배출	0.0	0.0	0.0	0.0	0.0	0.0	0.0	0.0	0.0	0.0	0.0	0.0	0.0	0.0	0.0	0.0
		C	21	발 생 량		0.2	0.0	0.0	0.0	0.0	0.0	0.0	0.0	0.0	0.1	0.1	0.0	0.0	0.0	0.0	0.0
				처리방법	매 립	0.1	0.0	0.0	0.0	0.0	0.0	0.0	0.0	0.0	0.0	0.1	0.0	0.0	0.0	0.0	0.0
					소 각	0.0	0.0	0.0	0.0	0.0	0.0	0.0	0.0	0.0	0.0	0.0	0.0	0.0	0.0	0.0	0.0
					재 활 용	0.1	0.0	0.0	0.0	0.0	0.0	0.0	0.0	0.0	0.1	0.0	0.0	0.0	0.0	0.0	0.0
					해역배출	0.0	0.0	0.0	0.0	0.0	0.0	0.0	0.0	0.0	0.0	0.0	0.0	0.0	0.0	0.0	0.0
		C	22	발 생 량		14.1	0.0	0.0	7.3	4.0	0.0	0.0	0.0	0.0	0.2	0.0	2.6	0.0	0.0	0.0	0.0
				처리방법	매 립	6.6	0.0	0.0	0.0	4.0	0.0	0.0	0.0	0.0	0.0	0.0	2.6	0.0	0.0	0.0	0.0
					소 각	0.0	0.0	0.0	0.0	0.0	0.0	0.0	0.0	0.0	0.0	0.0	0.0	0.0	0.0	0.0	0.0
					재 활 용	7.5	0.0	0.0	7.3	0.0	0.0	0.0	0.0	0.0	0.2	0.0	0.0	0.0	0.0	0.0	0.0
					해역배출	0.0	0.0	0.0	0.0	0.0	0.0	0.0	0.0	0.0	0.0	0.0	0.0	0.0	0.0	0.0	0.0
		C	23	발 생 량		1.3	0.0	0.0	0.0	0.0	0.0	0.0	0.0	0.0	0.0	0.0	0.2	0.2	0.0	0.0	0.9
				처리방법	매 립	1.1	0.0	0.0	0.0	0.0	0.0	0.0	0.0	0.0	0.0	0.0	0.1	0.1	0.0	0.0	0.9
					소 각	0.2	0.0	0.0	0.0	0.0	0.0	0.0	0.0	0.0	0.0	0.0	0.1	0.1	0.0	0.0	0.0
					재 활 용	0.0	0.0	0.0	0.0	0.0	0.0	0.0	0.0	0.0	0.0	0.0	0.0	0.0	0.0	0.0	0.0
					해역배출	0.0	0.0	0.0	0.0	0.0	0.0	0.0	0.0	0.0	0.0	0.0	0.0	0.0	0.0	0.0	0.0
		C	24	발 생 량		12.8	1.5	0.0	0.0	0.2	10.7	0.0	0.0	0.0	0.0	0.0	0.4	0.0	0.0	0.0	0.0
				처리방법	매 립	0.4	0.0	0.0	0.0	0.0	0.0	0.0	0.0	0.0	0.0	0.0	0.4	0.0	0.0	0.0	0.0
					소 각	0.0	0.0	0.0	0.0	0.0	0.0	0.0	0.0	0.0	0.0	0.0	0.0	0.0	0.0	0.0	0.0
					재 활 용	12.4	1.5	0.0	0.0	0.2	10.7	0.0	0.0	0.0	0.0	0.0	0.0	0.0	0.0	0.0	0.0
					해역배출	0.0	0.0	0.0	0.0	0.0	0.0	0.0	0.0	0.0	0.0	0.0	0.0	0.0	0.0	0.0	0.0
		C	25	발 생 량		18.2	1.7	0.0	0.0	2.0	9.5	0.0	0.5	0.0	0.1	0.0	4.3	0.0	0.0	0.0	0.1
				처리방법	매 립	5.5	0.0	0.0	0.0	0.0	0.6	0.0	0.5	0.0	0.1	0.0	4.3	0.0	0.0	0.0	0.0
					소 각	0.0	0.0	0.0	0.0	0.0	0.0	0.0	0.0	0.0	0.0	0.0	0.0	0.0	0.0	0.0	0.0
					재 활 용	12.7	1.7	0.0	0.0	2.0	8.9	0.0	0.0	0.0	0.0	0.0	0.0	0.0	0.0	0.0	0.1
					해역배출	0.0	0.0	0.0	0.0	0.0	0.0	0.0	0.0	0.0	0.0	0.0	0.0	0.0	0.0	0.0	0.0
		C	26	발 생 량		0.7	0.0	0.0	0.0	0.0	0.0	0.0	0.0	0.0	0.0	0.4	0.1	0.2	0.0	0.0	0.0
				처리방법	매 립	0.7	0.0	0.0	0.0	0.0	0.0	0.0	0.0	0.0	0.0	0.4	0.1	0.2	0.0	0.0	0.0
					소 각	0.0	0.0	0.0	0.0	0.0	0.0	0.0	0.0	0.0	0.0	0.0	0.0	0.0	0.0	0.0	0.0
					재 활 용	0.0	0.0	0.0	0.0	0.0	0.0	0.0	0.0	0.0	0.0	0.0	0.0	0.0	0.0	0.0	0.0
					해역배출	0.0	0.0	0.0	0.0	0.0	0.0	0.0	0.0	0.0	0.0	0.0	0.0	0.0	0.0	0.0	0.0
		C	27	발 생 량		0.1	0.0	0.0	0.0	0.0	0.0	0.0	0.0	0.0	0.1	0.0	0.0	0.0	0.0	0.0	0.0
				처리방법	매 립	0.1	0.0	0.0	0.0	0.0	0.0	0.0	0.0	0.0	0.1	0.0	0.0	0.0	0.0	0.0	0.0
					소 각	0.0	0.0	0.0	0.0	0.0	0.0	0.0	0.0	0.0	0.0	0.0	0.0	0.0	0.0	0.0	0.0
					재 활 용	0.0	0.0	0.0	0.0	0.0	0.0	0.0	0.0	0.0	0.0	0.0	0.0	0.0	0.0	0.0	0.0
					해역배출	0.0	0.0	0.0	0.0	0.0	0.0	0.0	0.0	0.0	0.0	0.0	0.0	0.0	0.0	0.0	0.0

(단위:톤/일)

지역구분		업종		발생량 및 처리현황		총계	가 연 성													
시도	시군구	대분류	중분류				소계	폐지류	폐목재류	폐합성고분자화합물				유기성오니류				동식물성잔재물	폐식용유	기타
										폐섬유류	폐합성 수지	폐합성 고무	폐피혁	폐수처리오니	공정오니	정수 처리오니	하수 처리오니			
대전	대덕구	C	29	발생량		6.4	1.6	0.0	0.0	0.0	0.2	0.0	0.0	0.0	0.0	0.0	0.0	1.4	0.0	0.0
				처리방법	매 립	4.7	0.0	0.0	0.0	0.0	0.0	0.0	0.0	0.0	0.0	0.0	0.0	0.0	0.0	0.0
					소 각	0.2	0.2	0.0	0.0	0.0	0.2	0.0	0.0	0.0	0.0	0.0	0.0	0.0	0.0	0.0
					재 활 용	1.5	1.4	0.0	0.0	0.0	0.0	0.0	0.0	0.0	0.0	0.0	0.0	1.4	0.0	0.0
					해역배출	0.0	0.0	0.0	0.0	0.0	0.0	0.0	0.0	0.0	0.0	0.0	0.0	0.0	0.0	0.0
		C	30	발생량		2.8	0.8	0.0	0.1	0.0	0.7	0.0	0.0	0.0	0.0	0.0	0.0	0.0	0.0	0.0
				처리방법	매 립	1.8	0.0	0.0	0.0	0.0	0.0	0.0	0.0	0.0	0.0	0.0	0.0	0.0	0.0	0.0
					소 각	0.3	0.3	0.0	0.0	0.0	0.3	0.0	0.0	0.0	0.0	0.0	0.0	0.0	0.0	0.0
					재 활 용	0.7	0.5	0.0	0.1	0.0	0.4	0.0	0.0	0.0	0.0	0.0	0.0	0.0	0.0	0.0
					해역배출	0.0	0.0	0.0	0.0	0.0	0.0	0.0	0.0	0.0	0.0	0.0	0.0	0.0	0.0	0.0
		C	31	발생량		11.8	0.0	0.0	0.0	0.0	0.0	0.0	0.0	0.0	0.0	0.0	0.0	0.0	0.0	0.0
				처리방법	매 립	6.5	0.0	0.0	0.0	0.0	0.0	0.0	0.0	0.0	0.0	0.0	0.0	0.0	0.0	0.0
					소 각	0.0	0.0	0.0	0.0	0.0	0.0	0.0	0.0	0.0	0.0	0.0	0.0	0.0	0.0	0.0
					재 활 용	5.3	0.0	0.0	0.0	0.0	0.0	0.0	0.0	0.0	0.0	0.0	0.0	0.0	0.0	0.0
					해역배출	0.0	0.0	0.0	0.0	0.0	0.0	0.0	0.0	0.0	0.0	0.0	0.0	0.0	0.0	0.0
		C	33	발생량		50.5	44.0	0.0	1.2	0.0	2.6	0.6	0.0	39.1	0.0	0.0	0.0	0.5	0.0	0.0
				처리방법	매 립	19.2	16.0	0.0	0.0	0.0	0.0	0.0	0.0	16.0	0.0	0.0	0.0	0.0	0.0	0.0
					소 각	21.0	21.0	0.0	0.2	0.0	2.2	0.0	0.0	18.3	0.0	0.0	0.0	0.3	0.0	0.0
					재 활 용	10.3	7.0	0.0	1.0	0.0	0.4	0.6	0.0	4.8	0.0	0.0	0.0	0.2	0.0	0.0
					해역배출	0.0	0.0	0.0	0.0	0.0	0.0	0.0	0.0	0.0	0.0	0.0	0.0	0.0	0.0	0.0
		D		발생량		8.1	0.0	0.0	0.0	0.0	0.0	0.0	0.0	0.0	0.0	0.0	0.0	0.0	0.0	0.0
				처리방법	매 립	4.7	0.0	0.0	0.0	0.0	0.0	0.0	0.0	0.0	0.0	0.0	0.0	0.0	0.0	0.0
					소 각	0.0	0.0	0.0	0.0	0.0	0.0	0.0	0.0	0.0	0.0	0.0	0.0	0.0	0.0	0.0
					재 활 용	3.4	0.0	0.0	0.0	0.0	0.0	0.0	0.0	0.0	0.0	0.0	0.0	0.0	0.0	0.0
					해역배출	0.0	0.0	0.0	0.0	0.0	0.0	0.0	0.0	0.0	0.0	0.0	0.0	0.0	0.0	0.0
		E		발생량		203.9	60.0	0.0	31.5	0.0	28.5	0.0	0.0	0.0	0.0	0.0	0.0	0.0	0.0	0.0
				처리방법	매 립	143.8	0.0	0.0	0.0	0.0	0.0	0.0	0.0	0.0	0.0	0.0	0.0	0.0	0.0	0.0
					소 각	32.0	31.9	0.0	31.5	0.0	0.4	0.0	0.0	0.0	0.0	0.0	0.0	0.0	0.0	0.0
					재 활 용	28.1	28.1	0.0	0.0	0.0	28.1	0.0	0.0	0.0	0.0	0.0	0.0	0.0	0.0	0.0
					해역배출	0.0	0.0	0.0	0.0	0.0	0.0	0.0	0.0	0.0	0.0	0.0	0.0	0.0	0.0	0.0
		M		발생량		0.0	0.0	0.0	0.0	0.0	0.0	0.0	0.0	0.0	0.0	0.0	0.0	0.0	0.0	0.0
				처리방법	매 립	0.0	0.0	0.0	0.0	0.0	0.0	0.0	0.0	0.0	0.0	0.0	0.0	0.0	0.0	0.0
					소 각	0.0	0.0	0.0	0.0	0.0	0.0	0.0	0.0	0.0	0.0	0.0	0.0	0.0	0.0	0.0
					재 활 용	0.0	0.0	0.0	0.0	0.0	0.0	0.0	0.0	0.0	0.0	0.0	0.0	0.0	0.0	0.0
					해역배출	0.0	0.0	0.0	0.0	0.0	0.0	0.0	0.0	0.0	0.0	0.0	0.0	0.0	0.0	0.0
		N		발생량		34.5	33.5	0.0	0.0	0.0	0.0	0.0	0.0	32.8	0.0	0.0	0.0	0.7	0.0	0.0
				처리방법	매 립	17.9	17.0	0.0	0.0	0.0	0.0	0.0	0.0	17.0	0.0	0.0	0.0	0.0	0.0	0.0
					소 각	0.4	0.3	0.0	0.0	0.0	0.0	0.0	0.0	0.3	0.0	0.0	0.0	0.0	0.0	0.0
					재 활 용	16.2	16.2	0.0	0.0	0.0	0.0	0.0	0.0	15.5	0.0	0.0	0.0	0.7	0.0	0.0
					해역배출	0.0	0.0	0.0	0.0	0.0	0.0	0.0	0.0	0.0	0.0	0.0	0.0	0.0	0.0	0.0
울산	합계			발생량		5,482.2	1,922.7	6.8	216.5	37.9	378.2	16.0	0.0	812.9	85.8	0.0	181.8	34.3	5.7	146.8
				처리방법	매 립	1,104.7	150.5	0.0	0.0	2.1	0.2	0.0	0.0	86.4	50.6	0.0	0.0	5.7	0.0	5.5
					소 각	488.5	487.8	0.4	0.7	20.8	135.8	9.9	0.0	5.6	8.9	0.0	181.8	0.5	0.0	123.4
					재 활 용	3,171.6	593.2	6.4	215.8	15.0	242.2	6.1	0.0	30.2	26.3	0.0	0.0	27.6	5.7	17.9
					해역배출	717.4	691.2	0.0	0.0	0.0	0.0	0.0	0.0	690.7	0.0	0.0	0.0	0.5	0.0	0.0
	중구	소계		발생량		0.0	0.0	0.0	0.0	0.0	0.0	0.0	0.0	0.0	0.0	0.0	0.0	0.0	0.0	0.0
				처리방법	매 립	0.0	0.0	0.0	0.0	0.0	0.0	0.0	0.0	0.0	0.0	0.0	0.0	0.0	0.0	0.0
					소 각	0.0	0.0	0.0	0.0	0.0	0.0	0.0	0.0	0.0	0.0	0.0	0.0	0.0	0.0	0.0
					재 활 용	0.0	0.0	0.0	0.0	0.0	0.0	0.0	0.0	0.0	0.0	0.0	0.0	0.0	0.0	0.0
					해역배출	0.0	0.0	0.0	0.0	0.0	0.0	0.0	0.0	0.0	0.0	0.0	0.0	0.0	0.0	0.0
				발생량		0.0	0.0	0.0	0.0	0.0	0.0	0.0	0.0	0.0	0.0	0.0	0.0	0.0	0.0	0.0
				처리방법	매 립	0.0	0.0	0.0	0.0	0.0	0.0	0.0	0.0	0.0	0.0	0.0	0.0	0.0	0.0	0.0
					소 각	0.0	0.0	0.0	0.0	0.0	0.0	0.0	0.0	0.0	0.0	0.0	0.0	0.0	0.0	0.0
					재 활 용	0.0	0.0	0.0	0.0	0.0	0.0	0.0	0.0	0.0	0.0	0.0	0.0	0.0	0.0	0.0
					해역배출	0.0	0.0	0.0	0.0	0.0	0.0	0.0	0.0	0.0	0.0	0.0	0.0	0.0	0.0	0.0

(단위:톤/일)

구분		업종			불 연 성															
시도	시군구	대분류	중분류	발생량 및 처리현황	소계	광재류	연소재	소각재	분진류	폐주물사 모래류	폐금속류	폐석회 석고류	폐촉매	폐흡착재폐흡수재	유리·도자기편류	무기성오니류				기타
																폐수처리오니	공정오니	정수처리오니	하수처리오니	
대전	대덕구	C	29	발 생 량	4.8	0.1	0.0	0.0	0.0	0.0	0.0	0.0	0.0	0.1	0.0	2.4	0.0	0.0	0.0	2.2
				처리방법 매 립	4.7	0.0	0.0	0.0	0.0	0.0	0.0	0.0	0.0	0.1	0.0	2.4	0.0	0.0	0.0	2.2
				처리방법 소 각	0.0	0.0	0.0	0.0	0.0	0.0	0.0	0.0	0.0	0.0	0.0	0.0	0.0	0.0	0.0	0.0
				처리방법 재 활 용	0.1	0.1	0.0	0.0	0.0	0.0	0.0	0.0	0.0	0.0	0.0	0.0	0.0	0.0	0.0	0.0
				처리방법 해역배출	0.0	0.0	0.0	0.0	0.0	0.0	0.0	0.0	0.0	0.0	0.0	0.0	0.0	0.0	0.0	0.0
		C	30	발 생 량	2.0	0.5	0.0	0.0	0.1	0.0	0.0	0.0	0.0	0.1	0.1	0.6	0.6	0.0	0.0	0.0
				처리방법 매 립	1.8	0.5	0.0	0.0	0.1	0.0	0.0	0.0	0.0	0.0	0.0	0.6	0.6	0.0	0.0	0.0
				처리방법 소 각	0.0	0.0	0.0	0.0	0.0	0.0	0.0	0.0	0.0	0.0	0.0	0.0	0.0	0.0	0.0	0.0
				처리방법 재 활 용	0.2	0.0	0.0	0.0	0.0	0.0	0.0	0.0	0.0	0.1	0.1	0.0	0.0	0.0	0.0	0.0
				처리방법 해역배출	0.0	0.0	0.0	0.0	0.0	0.0	0.0	0.0	0.0	0.0	0.0	0.0	0.0	0.0	0.0	0.0
		C	31	발 생 량	11.8	0.1	0.0	0.0	0.0	0.2	0.0	0.0	0.0	0.0	0.0	0.0	0.0	0.0	0.0	11.5
				처리방법 매 립	6.5	0.1	0.0	0.0	0.0	0.0	0.0	0.0	0.0	0.0	0.0	0.0	0.0	0.0	0.0	6.4
				처리방법 소 각	0.0	0.0	0.0	0.0	0.0	0.0	0.0	0.0	0.0	0.0	0.0	0.0	0.0	0.0	0.0	0.0
				처리방법 재 활 용	5.3	0.0	0.0	0.0	0.0	0.2	0.0	0.0	0.0	0.0	0.0	0.0	0.0	0.0	0.0	5.1
				처리방법 해역배출	0.0	0.0	0.0	0.0	0.0	0.0	0.0	0.0	0.0	0.0	0.0	0.0	0.0	0.0	0.0	0.0
		C	33	발 생 량	6.5	0.3	0.0	0.0	0.0	1.9	0.0	0.0	0.0	0.0	0.0	3.0	1.1	0.0	0.2	0.0
				처리방법 매 립	3.2	0.3	0.0	0.0	0.0	0.0	0.0	0.0	0.0	0.0	0.0	2.8	0.1	0.0	0.0	0.0
				처리방법 소 각	0.0	0.0	0.0	0.0	0.0	0.0	0.0	0.0	0.0	0.0	0.0	0.0	0.0	0.0	0.0	0.0
				처리방법 재 활 용	3.3	0.0	0.0	0.0	0.0	1.9	0.0	0.0	0.0	0.0	0.0	0.2	1.0	0.0	0.2	0.0
				처리방법 해역배출	0.0	0.0	0.0	0.0	0.0	0.0	0.0	0.0	0.0	0.0	0.0	0.0	0.0	0.0	0.0	0.0
		D		발 생 량	8.1	0.0	0.0	0.0	0.1	0.0	0.0	0.0	0.0	0.0	0.0	4.5	0.0	0.0	0.0	3.5
				처리방법 매 립	4.7	0.0	0.0	0.0	0.1	0.0	0.0	0.0	0.0	0.0	0.0	4.5	0.0	0.0	0.0	0.1
				처리방법 소 각	0.0	0.0	0.0	0.0	0.0	0.0	0.0	0.0	0.0	0.0	0.0	0.0	0.0	0.0	0.0	0.0
				처리방법 재 활 용	3.4	0.0	0.0	0.0	0.0	0.0	0.0	0.0	0.0	0.0	0.0	0.0	0.0	0.0	0.0	3.4
				처리방법 해역배출	0.0	0.0	0.0	0.0	0.0	0.0	0.0	0.0	0.0	0.0	0.0	0.0	0.0	0.0	0.0	0.0
		E		발 생 량	143.9	0.0	0.0	141.3	0.0	0.0	0.0	0.0	0.0	0.0	1.2	0.7	0.1	0.0	0.0	0.6
				처리방법 매 립	143.8	0.0	0.0	141.3	0.0	0.0	0.0	0.0	0.0	0.0	1.2	0.7	0.0	0.0	0.0	0.6
				처리방법 소 각	0.1	0.0	0.0	0.0	0.0	0.0	0.0	0.0	0.0	0.0	0.0	0.0	0.1	0.0	0.0	0.0
				처리방법 재 활 용	0.0	0.0	0.0	0.0	0.0	0.0	0.0	0.0	0.0	0.0	0.0	0.0	0.0	0.0	0.0	0.0
				처리방법 해역배출	0.0	0.0	0.0	0.0	0.0	0.0	0.0	0.0	0.0	0.0	0.0	0.0	0.0	0.0	0.0	0.0
		M		발 생 량	0.0	0.0	0.0	0.0	0.0	0.0	0.0	0.0	0.0	0.0	0.0	0.0	0.0	0.0	0.0	0.0
				처리방법 매 립	0.0	0.0	0.0	0.0	0.0	0.0	0.0	0.0	0.0	0.0	0.0	0.0	0.0	0.0	0.0	0.0
				처리방법 소 각	0.0	0.0	0.0	0.0	0.0	0.0	0.0	0.0	0.0	0.0	0.0	0.0	0.0	0.0	0.0	0.0
				처리방법 재 활 용	0.0	0.0	0.0	0.0	0.0	0.0	0.0	0.0	0.0	0.0	0.0	0.0	0.0	0.0	0.0	0.0
				처리방법 해역배출	0.0	0.0	0.0	0.0	0.0	0.0	0.0	0.0	0.0	0.0	0.0	0.0	0.0	0.0	0.0	0.0
		N		발 생 량	1.0	0.0	0.0	0.0	0.0	0.0	0.0	0.0	0.0	0.0	0.0	0.0	0.0	0.0	0.0	1.0
				처리방법 매 립	0.9	0.0	0.0	0.0	0.0	0.0	0.0	0.0	0.0	0.0	0.0	0.0	0.0	0.0	0.0	0.9
				처리방법 소 각	0.1	0.0	0.0	0.0	0.0	0.0	0.0	0.0	0.0	0.0	0.0	0.0	0.0	0.0	0.0	0.1
				처리방법 재 활 용	0.0	0.0	0.0	0.0	0.0	0.0	0.0	0.0	0.0	0.0	0.0	0.0	0.0	0.0	0.0	0.0
				처리방법 해역배출	0.0	0.0	0.0	0.0	0.0	0.0	0.0	0.0	0.0	0.0	0.0	0.0	0.0	0.0	0.0	0.0
울산	합계			발 생 량	3,559.5	184.6	130.4	252.6	312.1	340.9	540.2	975.3	61.2	30.9	24.2	221.5	152.4	32.1	0.0	301.1
				처리방법 매 립	954.2	25.2	0.6	240.4	40.2	73.0	0.0	218.8	20.0	22.2	1.1	177.9	42.3	14.5	0.0	78.0
				처리방법 소 각	0.7	0.0	0.0	0.0	0.0	0.0	0.0	0.0	0.0	0.1	0.0	0.0	0.6	0.0	0.0	0.0
				처리방법 재 활 용	2,578.4	159.4	129.8	12.2	271.9	267.9	540.2	756.5	41.2	8.6	23.1	42.0	84.9	17.6	0.0	223.1
				처리방법 해역배출	26.2	0.0	0.0	0.0	0.0	0.0	0.0	0.0	0.0	0.0	0.0	1.6	24.6	0.0	0.0	0.0
	중구	소계		발 생 량	0.0	0.0	0.0	0.0	0.0	0.0	0.0	0.0	0.0	0.0	0.0	0.0	0.0	0.0	0.0	0.0
				처리방법 매 립	0.0	0.0	0.0	0.0	0.0	0.0	0.0	0.0	0.0	0.0	0.0	0.0	0.0	0.0	0.0	0.0
				처리방법 소 각	0.0	0.0	0.0	0.0	0.0	0.0	0.0	0.0	0.0	0.0	0.0	0.0	0.0	0.0	0.0	0.0
				처리방법 재 활 용	0.0	0.0	0.0	0.0	0.0	0.0	0.0	0.0	0.0	0.0	0.0	0.0	0.0	0.0	0.0	0.0
				처리방법 해역배출	0.0	0.0	0.0	0.0	0.0	0.0	0.0	0.0	0.0	0.0	0.0	0.0	0.0	0.0	0.0	0.0
				발 생 량	0.0	0.0	0.0	0.0	0.0	0.0	0.0	0.0	0.0	0.0	0.0	0.0	0.0	0.0	0.0	0.0
				처리방법 매 립	0.0															
				처리방법 소 각	0.0															
				처리방법 재 활 용	0.0															
				처리방법 해역배출	0.0															

(단위:톤/일)

지역구분		업종		발생량 및 처리현황		총계	가 연 성													
시도	시군구	대분류	중분류				소계	폐지류	폐목재류	폐합성고분자화합물				유기성오니류				동식물성잔재물	폐식용유	기타
										폐섬유류	폐합성 수지	폐합성 고무	폐피혁	폐수처리오니	공정오니	정수 처리오니	하수 처리오니			
울산	남구	소계		발생량		2,311.1	711.1	0.8	12.2	15.3	103.2	4.1	0.0	340.7	85.6	0.0	125.0	7.4	5.6	11.2
				처리방법	매 립	550.4	100.4	0.0	0.0	0.3	0.2	0.0	0.0	43.7	50.5	0.0	0.0	5.7	0.0	0.0
					소 각	175.6	174.9	0.4	0.1	0.0	28.2	0.3	0.0	5.6	8.8	0.0	125.0	0.5	0.0	6.0
					재 활 용	1,269.9	144.8	0.4	12.1	15.0	74.8	3.8	0.0	0.4	26.3	0.0	0.0	1.2	5.6	5.2
					해역배출	315.2	291.0	0.0	0.0	0.0	0.0	0.0	0.0	291.0	0.0	0.0	0.0	0.0	0.0	0.0
		G		발생량		4.4	4.3	0.0	0.0	0.0	0.8	0.0	0.0	0.8	0.0	0.0	0.0	0.0	0.0	2.7
				처리방법	매 립	0.3	0.3							0.3						
					소 각	1.0	1.0				0.8									0.2
					재 활 용	3.0	2.9							0.4						2.5
					해역배출	0.1	0.1							0.1						
		E		발생량		458.3	136.1	0.0	1.2	0.0	4.1	0.2	0.0	0.0	0.0	0.0	125.0	5.4	0.0	0.2
				처리방법	매 립	217.9	4.9											4.9		
					소 각	128.9	128.9		0.0		3.1	0.1					125.0	0.5		0.2
					재 활 용	111.5	2.3		1.2		1.0	0.1								0.0
					해역배출	0.0	0.0													
		D		발생량		108.0	2.4	0.0	0.4	0.1	1.2	0.0	0.0	0.0	0.0	0.0	0.0	0.7	0.0	0.0
				처리방법	매 립	26.6	0.7			0.1								0.6		
					소 각	0.8	0.8		0.1		0.7									
					재 활 용	80.6	0.9		0.3		0.5							0.1		
					해역배출	0.0	0.0													
		C	33	발생량		825.9	29.6	0.7	0.7	0.0	2.7	0.0	0.0	10.0	12.7	0.0	0.0	1.3	0.0	1.5
				처리방법	매 립	21.9	14.4							3.2	11.0			0.2		
					소 각	2.5	2.5	0.4	0.0		1.8	0.0			0.3					0.0
					재 활 용	771.4	5.9	0.3	0.7		0.9				1.4			1.1		1.5
					해역배출	30.1	6.8							6.8						
		C	29	발생량		62.2	16.2	0.1	2.7	0.0	8.9	0.0	0.0	0.4	0.0	0.0	0.0	0.0	0.0	4.1
				처리방법	매 립	11.4	0.4			0.0				0.4						
					소 각	8.8	8.8				4.7				0.0					4.1
					재 활 용	42.0	7.0	0.1	2.7		4.2					0.0				
					해역배출	0.0	0.0													
		C	22	발생량		149.3	96.7	0.0	1.9	0.0	37.0	2.7	0.0	49.3	4.8	0.0	0.0	0.0	0.0	1.0
				처리방법	매 립	35.7	16.0			0.0				16.0						
					소 각	4.5	3.9				2.9									1.0
					재 활 용	75.8	43.5		1.9		34.1	2.7			4.8	0.0				
					해역배출	33.3	33.3							33.3						
		C	20	발생량		244.2	157.7	0.0	1.7	15.0	17.7	1.2	0.0	91.8	23.0	0.0	0.0	0.0	5.6	1.7
				처리방법	매 립	101.0	25.3							9.9	15.4					0.0
					소 각	14.8	14.8				6.8	0.2			7.3					0.5
					재 활 용	45.6	35.7		1.7	15.0	10.9	1.0			0.3				5.6	1.2
					해역배출	82.8	81.9							81.9						
		C	19	발생량		458.8	268.1	0.0	3.6	0.2	30.8	0.0	0.0	188.4	45.1	0.0	0.0	0.0	0.0	0.0
				처리방법	매 립	135.6	38.4			0.2	0.2			13.9	24.1					
					소 각	14.3	14.2				7.4			5.6	1.2					
					재 활 용	140.0	46.6	0.0	3.6		23.2				19.8					
					해역배출	168.9	168.9							168.9						
	동구	소계		발생량		486.1	282.8	0.0	52.1	20.4	9.7	10.5	0.0	3.5	0.0	0.0	56.7	0.0	0.0	129.9
				처리방법	매 립	67.5	8.9	0.0	0.0	0.0	0.0	0.0	0.0	3.4	0.0	0.0	0.0	0.0	0.0	5.5
					소 각	208.2	208.2	0.0	0.0	20.4	5.0	9.5	0.0	0.0	0.0	0.0	56.7	0.0	0.0	116.6
					재 활 용	210.4	65.7	0.0	52.1	0.0	4.7	1.0	0.0	0.1	0.0	0.0	0.0	0.0	0.0	7.8
					해역배출	0.0	0.0	0.0	0.0	0.0	0.0	0.0	0.0	0.0	0.0	0.0	0.0	0.0	0.0	0.0
		C	31	발생량		330.9	213.6	0.0	51.8	20.4	7.2	10.5	0.0	0.1	0.0	0.0	0.0	0.0	0.0	123.6
				처리방법	매 립	30.7	0.0													
					소 각	150.9	150.9			20.4	4.4	9.5								116.6
					재 활 용	149.3	62.7		51.8		2.8	1.0		0.1						7.0
					해역배출	0.0	0.0													

(단위:톤/일)

구분		업종		발생량 및 처리현황		불 연 성																
시도	시군구	대분류	중분류			소계	광재류	연소재	소각재	분진류	폐주물사 모래류	폐금속류	폐석회 석고류	폐촉매	폐흡착재폐흡수재	유리·도자기편류	무기성오니류				기타
																	폐수처리오니	공정오니	정수처리오니	하수처리오니	
울산	남구	소계		발 생 량		1,600.0	8.6	129.8	252.6	74.8	11.6	46.9	755.7	40.8	25.7	0.0	120.1	44.7	17.9	0.0	70.8
				처리방법	매 립	450.0	5.4	0.0	240.4	3.6	2.3	0.0	0.7	18.2	21.5	0.0	109.6	19.0	13.1	0.0	16.2
					소 각	0.7	0.0	0.0	0.0	0.0	0.0	0.0	0.0	0.0	0.1	0.0	0.0	0.6	0.0	0.0	0.0
					재 활 용	1,125.1	3.2	129.8	12.2	71.2	9.3	46.9	755.0	22.6	4.1	0.0	10.5	0.9	4.8	0.0	54.6
					해역배출	24.2	0.0	0.0	0.0	0.0	0.0	0.0	0.0	0.0	0.0	0.0	0.0	24.2	0.0	0.0	0.0
		G		발 생 량		0.1	0.0	0.0	0.0	0.0	0.0	0.0	0.0	0.0	0.0	0.0	0.0	0.0	0.0	0.0	0.1
				처리방법	매 립	0.0															
					소 각	0.0															
					재 활 용	0.1															0.1
					해역배출	0.0															
		E		발 생 량		322.2	1.4	83.2	213.3	2.2	9.6	0.0	0.0	0.0	0.0	0.0	5.9	5.6	0.0	0.0	1.0
				처리방법	매 립	213.0			201.1		0.6						5.6	4.7			1.0
					소 각	0.0															
					재 활 용	109.2	1.4	83.2	12.2	2.2	9.0						0.3	0.9			
					해역배출	0.0															
		D		발 생 량		105.6	0.0	0.0	19.2	70.0	0.0	0.0	0.5	0.0	0.4	0.0	9.8	0.0	4.8	0.0	0.9
				처리방법	매 립	25.9			19.2	1.9			0.5		0.3		3.2				0.8
					소 각	0.0															
					재 활 용	79.7				68.1					0.1		6.6		4.8		0.1
					해역배출	0.0															
		C	33	발 생 량		796.3	0.4	0.0	0.0	0.0	0.0	0.0	755.0	0.2	0.5	0.0	0.1	28.7	0.0	0.0	11.4
				처리방법	매 립	7.5	0.4			0.0				0.2	0.5		0.1	5.4			0.9
					소 각	0.0															
					재 활 용	765.5							755.0			0.0					10.5
					해역배출	23.3												23.3			
		C	29	발 생 량		46.0	6.8	0.0	0.0	2.1	0.4	31.7	0.0	0.0	0.3	0.0	1.7	0.1	0.0	0.0	2.9
				처리방법	매 립	11.0	5.0			1.2	0.2						1.7	0.1			2.8
					소 각	0.0															
					재 활 용	35.0	1.8			0.9	0.2	31.7			0.3						0.1
					해역배출	0.0															
		C	22	발 생 량		52.6	0.0	0.0	0.0	0.1	0.2	15.2	0.0	6.2	9.0	0.0	6.6	2.4	0.0	0.0	12.9
				처리방법	매 립	19.7				0.1	0.2		0.0	5.1	7.4	0.0	3.0	1.8			2.1
					소 각	0.6												0.6			
					재 활 용	32.3						15.2		1.1	1.6	0.0	3.6				10.8
					해역배출	0.0															
		C	20	발 생 량		86.5	0.0	0.0	1.0	0.3	0.1	0.0	0.0	0.2	8.0	0.0	60.4	5.0	0.0	0.0	11.5
				처리방법	매 립	75.7			1.0	0.3				0.2	8.0		60.4	4.1			1.7
					소 각	0.0															
					재 활 용	9.9					0.1										9.8
					해역배출	0.9												0.9			
		C	19	발 생 량		190.7	0.0	46.6	19.1	0.1	1.3	0.0	0.2	34.2	7.5	0.0	35.6	2.9	13.1	0.0	30.1
				처리방법	매 립	97.2			19.1	0.1	1.3		0.2	12.7	5.3		35.6	2.9	13.1		6.9
					소 각	0.1									0.1						
					재 활 용	93.4		46.6				0.0		21.5	2.1						23.2
					해역배출	0.0															
	동구	소계		발 생 량		203.3	46.0	0.0	0.0	124.5	13.0	0.0	0.0	0.0	1.4	0.0	0.9	0.0	0.1	0.0	17.4
				처리방법	매 립	58.6	5.3	0.0	0.0	27.7	11.8	0.0	0.0	0.0	0.1	0.0	0.0	0.0	0.1	0.0	13.6
					소 각	0.0	0.0	0.0	0.0	0.0	0.0	0.0	0.0	0.0	0.0	0.0	0.0	0.0	0.0	0.0	0.0
					재 활 용	144.7	40.7	0.0	0.0	96.8	1.2	0.0	0.0	0.0	1.3	0.0	0.9	0.0	0.0	0.0	3.8
					해역배출	0.0	0.0	0.0	0.0	0.0	0.0	0.0	0.0	0.0	0.0	0.0	0.0	0.0	0.0	0.0	0.0
		C	31	발 생 량		117.3	46.0	0.0	0.0	40.0	12.9	0.0	0.0	0.0	1.1	0.0	0.0	0.0	0.0	0.0	17.3
				처리방법	매 립	30.7	5.3				11.7				0.1						13.6
					소 각	0.0															
					재 활 용	86.6	40.7			40.0	1.2				1.0						3.7
					해역배출	0.0															

(단위:톤/일)

지역구분		업종		발생량 및 처리현황		총계	가 연 성														
시도	시군구	대분류	중분류				소계	폐지류	폐목재류	폐합성고분자화합물				유기성오니류				동식물성잔재물	폐식용유	기타
										폐섬유류	폐합성 수지	폐합성 고무	폐피혁	폐수처리오니	공정오니	정수 처리오니	하수 처리오니			
울산	동구	C	30	발 생 량		0.2	0.1	0.0	0.0	0.0	0.0	0.0	0.0	0.0	0.0	0.0	0.0	0.0	0.0	0.1
				처리방법	매 립	0.0	0.0													
					소 각	0.0	0.0													
					재 활 용	0.2	0.1													0.1
					해역배출	0.0	0.0													
		C	20	발 생 량		10.6	10.0	0.0	0.3	0.0	2.5	0.0	0.0	3.4	0.0	0.0	0.0	0.0	0.0	3.8
				처리방법	매 립	7.5	7.2							3.4						3.8
					소 각	0.6	0.6				0.6									
					재 활 용	2.5	2.2		0.3		1.9									
					해역배출	0.0	0.0													
		C	13	발 생 량		0.7	0.7	0.0	0.0	0.0	0.0	0.0	0.0	0.0	0.0	0.0	0.0	0.0	0.0	0.7
				처리방법	매 립	0.0	0.0													
					소 각	0.0	0.0													
					재 활 용	0.7	0.7													0.7
					해역배출	0.0	0.0													
		E		발 생 량		143.7	58.4	0.0	0.0	0.0	0.0	0.0	0.0	0.0	0.0	0.0	56.7	0.0	0.0	1.7
				처리방법	매 립	29.3	1.7													1.7
					소 각	56.7	56.7										56.7			
					재 활 용	57.7	0.0													
					해역배출	0.0	0.0													
	북구	소계		발 생 량		741.4	115.7	6.0	8.9	0.0	57.0	0.2	0.0	35.0	0.0	0.0	0.1	7.9	0.0	0.6
				처리방법	매 립	44.1	35.0	0.0	0.0	0.0	0.0	0.0	0.0	35.0	0.0	0.0	0.0	0.0	0.0	0.0
					소 각	44.4	44.4	0.0	0.0	0.0	43.7	0.0	0.0	0.0	0.0	0.0	0.1	0.0	0.0	0.6
					재 활 용	652.4	35.8	6.0	8.9	0.0	13.3	0.2	0.0	0.0	0.0	0.0	0.0	7.4	0.0	0.0
					해역배출	0.5	0.5	0.0	0.0	0.0	0.0	0.0	0.0	0.0	0.0	0.0	0.0	0.5	0.0	0.0
		C	10	발 생 량		5.3	5.3	0.0	0.0	0.0	0.0	0.0	0.0	0.0	0.0	0.0	0.0	5.3	0.0	0.0
				처리방법	매 립	0.0	0.0													
					소 각	0.0	0.0													
					재 활 용	4.8	4.8											4.8		
					해역배출	0.5	0.5											0.5		
		C	22	발 생 량		0.9	0.9	0.0	0.0	0.0	0.9	0.0	0.0	0.0	0.0	0.0	0.0	0.0	0.0	0.0
				처리방법	매 립	0.0	0.0													
					소 각	0.1	0.1				0.1									
					재 활 용	0.8	0.8				0.8									
					해역배출	0.0	0.0													
		C	23	발 생 량		23.7	1.4	0.0	1.1	0.0	0.3	0.0	0.0	0.0	0.0	0.0	0.0	0.0	0.0	0.0
				처리방법	매 립	0.0	0.0													
					소 각	0.0	0.0													
					재 활 용	23.7	1.4		1.1		0.3									
					해역배출	0.0	0.0													
		C	24	발 생 량		10.9	1.5	0.0	0.5	0.0	1.0	0.0	0.0	0.0	0.0	0.0	0.0	0.0	0.0	0.0
				처리방법	매 립	2.1	0.0													
					소 각	0.3	0.3				0.3									
					재 활 용	8.5	1.2		0.5		0.7									
					해역배출	0.0	0.0													
		C	25	발 생 량		0.3	0.2	0.0	0.0	0.0	0.2	0.0	0.0	0.0	0.0	0.0	0.0	0.0	0.0	0.0
				처리방법	매 립	0.1	0.0													
					소 각	0.0	0.0													
					재 활 용	0.2	0.2				0.2									
					해역배출	0.0	0.0													
		C	30	발 생 량		695.4	101.7	5.6	7.3	0.0	53.2	0.0	0.0	35.0	0.0	0.0	0.0	0.4	0.0	0.2
				처리방법	매 립	41.8	35.0							35.0						
					소 각	42.5	42.5				42.3									0.2
					재 활 용	611.1	24.2	5.6	7.3		10.9							0.4		
					해역배출	0.0	0.0													

(단위:톤/일)

구분		업종		발생량 및 처리현황		불 연 성															
시도	시군구	대분류	중분류			소계	광재류	연소재	소각재	분진류	폐주물사 모래류	폐금속류	폐석회 석고류	폐촉매	폐흡착재폐흡수재	유리·도자기편류	무기성오니류				기타
																	폐수처리오니	공정오니	정수처리오니	하수처리오니	
울산	동구	C	30	발 생 량		0.1	0.0	0.0	0.0	0.0	0.0	0.0	0.0	0.0	0.0	0.0	0.0	0.0	0.0	0.0	0.1
				처리방법	매 립	0.0															
					소 각	0.0															
					재 활 용	0.1															0.1
					해역배출	0.0															
		C	20	발 생 량		0.6	0.0	0.0	0.0	0.1	0.1	0.0	0.0	0.0	0.3	0.0	0.0	0.0	0.1	0.0	0.0
				처리방법	매 립	0.3				0.1	0.1								0.1		
					소 각	0.0															
					재 활 용	0.3									0.3						
					해역배출	0.0															
		C	13	발 생 량		0.0	0.0	0.0	0.0	0.0	0.0	0.0	0.0	0.0	0.0	0.0	0.0	0.0	0.0	0.0	0.0
				처리방법	매 립	0.0															
					소 각	0.0															
					재 활 용	0.0															
					해역배출	0.0															
		E		발 생 량		85.3	0.0	0.0	0.0	84.4	0.0	0.0	0.0	0.0	0.0	0.0	0.9	0.0	0.0	0.0	0.0
				처리방법	매 립	27.6				27.6											
					소 각	0.0															
					재 활 용	57.7				56.8							0.9				
					해역배출	0.0															
	북구	소계		발 생 량		625.7	3.9	0.0	0.0	10.7	108.1	471.4	0.0	0.0	0.3	17.6	4.1	5.2	0.0	0.0	4.4
				처리방법	매 립	9.1	0.1	0.0	0.0	0.6	0.3	0.0	0.0	0.0	0.0	0.1	1.5	5.2	0.0	0.0	1.3
					소 각	0.0	0.0	0.0	0.0	0.0	0.0	0.0	0.0	0.0	0.0	0.0	0.0	0.0	0.0	0.0	0.0
					재 활 용	616.6	3.8	0.0	0.0	10.1	107.8	471.4	0.0	0.0	0.3	17.5	2.6	0.0	0.0	0.0	3.1
					해역배출	0.0	0.0	0.0	0.0	0.0	0.0	0.0	0.0	0.0	0.0	0.0	0.0	0.0	0.0	0.0	0.0
		C	10	발 생 량		0.0	0.0	0.0	0.0	0.0	0.0	0.0	0.0	0.0	0.0	0.0	0.0	0.0	0.0	0.0	0.0
				처리방법	매 립	0.0															
					소 각	0.0															
					재 활 용	0.0															
					해역배출	0.0															
		C	22	발 생 량		0.0	0.0	0.0	0.0	0.0	0.0	0.0	0.0	0.0	0.0	0.0	0.0	0.0	0.0	0.0	0.0
				처리방법	매 립	0.0															
					소 각	0.0															
					재 활 용	0.0															
					해역배출	0.0															
		C	23	발 생 량		22.3	0.0	0.0	0.0	0.0	0.0	0.0	0.0	0.0	0.0	17.5	2.6	0.0	0.0	0.0	2.2
				처리방법	매 립	0.0															
					소 각	0.0															
					재 활 용	22.3										17.5	2.6				2.2
					해역배출	0.0															
		C	24	발 생 량		9.4	0.4	0.0	0.0	7.4	0.0	0.0	0.0	0.0	0.1	0.0	0.5	1.0	0.0	0.0	0.0
				처리방법	매 립	2.1				0.6							0.5	1.0			
					소 각	0.0															
					재 활 용	7.3	0.4			6.8					0.1						
					해역배출	0.0															
		C	25	발 생 량		0.1	0.0	0.0	0.0	0.0	0.0	0.0	0.0	0.0	0.0	0.0	0.1	0.0	0.0	0.0	0.0
				처리방법	매 립	0.1											0.1				
					소 각	0.0															
					재 활 용	0.0															
					해역배출	0.0															
		C	30	발 생 량		593.7	3.5	0.0	0.0	3.3	108.1	471.3	0.0	0.0	0.2	0.0	0.9	4.2	0.0	0.0	2.2
				처리방법	매 립	6.8	0.1				0.3						0.9	4.2			1.3
					소 각	0.0															
					재 활 용	586.9	3.4			3.3	107.8	471.3			0.2						0.9
					해역배출	0.0															

(단위:톤/일)

지역구분		업종		발생량 및 처리현황		총계	가 연 성														
시도	시군구	대분류	중분류				소계	폐지류	폐목재류	폐합성고분자화합물				유기성오니류				동식물성잔재물	폐식용유	기타
										폐섬유류	폐합성 수지	폐합성 고무	폐피혁	폐수처리오니	공정오니	정수 처리오니	하수 처리오니			
울산	북구	G		발 생 량		4.8	4.6	0.4	0.0	0.0	1.4	0.2	0.0	0.0	0.0	0.0	0.0	2.2	0.0	0.4
				처리방법	매 립	0.1	0.0													
					소 각	1.4	1.4				1.0									0.4
					재 활 용	3.3	3.2	0.4			0.4	0.2						2.2		
					해역배출	0.0	0.0													
		E		발 생 량		0.1	0.1	0.0	0.0	0.0	0.0	0.0	0.0	0.0	0.0	0.0	0.1	0.0	0.0	0.0
				처리방법	매 립	0.0	0.0													
					소 각	0.1	0.1										0.1			
					재 활 용	0.0	0.0													
					해역배출	0.0	0.0													
	울주군	소계		발 생 량		1,943.6	813.1	0.0	143.3	2.2	208.3	1.2	0.0	433.7	0.2	0.0	0.0	19.0	0.1	5.1
				처리방법	매 립	442.7	6.2	0.0	0.0	1.8	0.0	0.0	0.0	4.3	0.1	0.0	0.0	0.0	0.0	0.0
					소 각	60.3	60.3	0.0	0.6	0.4	58.9	0.1	0.0	0.0	0.1	0.0	0.0	0.0	0.0	0.2
					재 활 용	1,038.9	346.9	0.0	142.7	0.0	149.4	1.1	0.0	29.7	0.0	0.0	0.0	19.0	0.1	4.9
					해역배출	401.7	399.7	0.0	0.0	0.0	0.0	0.0	0.0	399.7	0.0	0.0	0.0	0.0	0.0	0.0
		C	10	발 생 량		3.0	3.0	0.0	0.2	0.0	0.9	0.0	0.0	1.5	0.0	0.0	0.0	0.2	0.1	0.1
				처리방법	매 립	0.1	0.1							0.1						
					소 각	0.8	0.8				0.8									
					재 활 용	2.1	2.1		0.2		0.1			1.4				0.2	0.1	0.1
					해역배출	0.0	0.0													
		C	11	발 생 량		0.0	0.0	0.0	0.0	0.0	0.0	0.0	0.0	0.0	0.0	0.0	0.0	0.0	0.0	0.0
				처리방법	매 립	0.0	0.0													
					소 각	0.0	0.0													
					재 활 용	0.0	0.0													
					해역배출	0.0	0.0													
		C	16	발 생 량		100.0	97.9	0.0	97.6	0.0	0.2	0.0	0.0	0.0	0.1	0.0	0.0	0.0	0.0	0.0
				처리방법	매 립	2.2	0.1								0.1					
					소 각	0.1	0.1				0.1									
					재 활 용	97.7	97.7		97.6		0.1									
					해역배출	0.0	0.0													
		C	17	발 생 량		435.6	395.2	0.0	1.1	0.1	1.7	0.0	0.0	392.3	0.0	0.0	0.0	0.0	0.0	0.0
				처리방법	매 립	7.0	0.1			0.1										
					소 각	1.3	1.3				1.3									
					재 활 용	63.2	29.7		1.1		0.4			28.2						
					해역배출	364.1	364.1							364.1						
		C	19	발 생 량		38.2	2.2	0.0	0.0	0.0	2.1	0.1	0.0	0.0	0.0	0.0	0.0	0.0	0.0	0.0
				처리방법	매 립	15.4	0.0													
					소 각	2.1	2.1				2.0	0.1								
					재 활 용	20.7	0.1				0.1									
					해역배출	0.0	0.0													
		C	20	발 생 량		215.4	49.4	0.0	1.4	0.2	34.8	0.0	0.0	12.8	0.1	0.0	0.0	0.0	0.0	0.1
				처리방법	매 립	134.2	1.7			0.2				1.5						
					소 각	7.5	7.5				7.3				0.1					0.1
					재 활 용	62.0	28.9		1.4		27.5									
					해역배출	11.7	11.3							11.3						
		C	22	발 생 량		9.1	4.7	0.0	0.0	0.0	4.5	0.2	0.0	0.0	0.0	0.0	0.0	0.0	0.0	0.0
				처리방법	매 립	4.3	0.0													
					소 각	0.8	0.8				0.8									
					재 활 용	4.0	3.9				3.7	0.2								
					해역배출	0.0	0.0													
		C	23	발 생 량		104.0	0.4	0.0	0.1	0.0	0.3	0.0	0.0	0.0	0.0	0.0	0.0	0.0	0.0	0.0
				처리방법	매 립	8.3	0.0													
					소 각	0.1	0.1				0.1									
					재 활 용	95.6	0.3		0.1		0.2									
					해역배출	0.0	0.0													

(단위:톤/일)

구분		업종		발생량 및 처리현황		불 연 성															
시도	시군구	대분류	중분류			소계	광재류	연소재	소각재	분진류	폐주물사 모래류	폐금속류	폐석회 석고류	폐촉매	폐흡착재폐흡수재	유리·도자기편류	무기성오니류				기타
																	폐수처리오니	공정오니	정수처리오니	하수처리오니	
울산	북구	G		발 생 량		0.2	0.0	0.0	0.0	0.0	0.0	0.1	0.0	0.0	0.0	0.1	0.0	0.0	0.0	0.0	0.0
				처리방법	매 립	0.1										0.1					
					소 각	0.0															
					재 활 용	0.1						0.1									
					해역배출	0.0															
		E		발 생 량		0.0	0.0	0.0	0.0	0.0	0.0	0.0	0.0	0.0	0.0	0.0	0.0	0.0	0.0	0.0	0.0
				처리방법	매 립	0.0															
					소 각	0.0															
					재 활 용	0.0															
					해역배출	0.0															
	울주군	소계		발 생 량		1,130.5	126.1	0.6	0.0	102.1	208.2	21.9	219.6	20.4	3.5	6.6	96.4	102.5	14.1	0.0	208.5
				처리방법	매 립	436.5	14.4	0.6	0.0	8.3	58.6	0.0	218.1	1.8	0.6	1.0	66.8	18.1	1.3	0.0	46.9
					소 각	0.0	0.0	0.0	0.0	0.0	0.0	0.0	0.0	0.0	0.0	0.0	0.0	0.0	0.0	0.0	0.0
					재 활 용	692.0	111.7	0.0	0.0	93.8	149.6	21.9	1.5	18.6	2.9	5.6	28.0	84.0	12.8	0.0	161.6
					해역배출	2.0	0.0	0.0	0.0	0.0	0.0	0.0	0.0	0.0	0.0	0.0	1.6	0.4	0.0	0.0	0.0
		C	10	발 생 량		0.0	0.0	0.0	0.0	0.0	0.0	0.0	0.0	0.0	0.0	0.0	0.0	0.0	0.0	0.0	0.0
				처리방법	매 립	0.0															
					소 각	0.0															
					재 활 용	0.0															
					해역배출	0.0															
		C	11	발 생 량		0.0	0.0	0.0	0.0	0.0	0.0	0.0	0.0	0.0	0.0	0.0	0.0	0.0	0.0	0.0	0.0
				처리방법	매 립	0.0															
					소 각	0.0															
					재 활 용	0.0															
					해역배출	0.0															
		C	16	발 생 량		2.1	0.0	0.6	0.0	0.3	1.2	0.0	0.0	0.0	0.0	0.0	0.0	0.0	0.0	0.0	0.0
				처리방법	매 립	2.1		0.6		0.3	1.2										
					소 각	0.0															
					재 활 용	0.0															
					해역배출	0.0															
		C	17	발 생 량		40.4	0.0	0.0	0.0	0.0	0.0	0.0	0.0	0.0	0.0	0.0	0.0	39.5	0.0	0.0	0.9
				처리방법	매 립	6.9												6.8			0.1
					소 각	0.0															
					재 활 용	33.5												32.7			0.8
					해역배출	0.0															
		C	19	발 생 량		36.0	0.0	0.0	0.0	0.0	6.9	0.0	0.0	19.8	1.8	0.0	0.0	3.7	1.3	0.0	2.5
				처리방법	매 립	15.4					6.9			1.6				3.7	1.3		1.9
					소 각	0.0															
					재 활 용	20.6								18.2	1.8						0.6
					해역배출	0.0															
		C	20	발 생 량		166.0	0.0	0.0	0.0	0.1	0.1	0.0	112.9	0.2	0.7	0.1	17.3	13.6	0.0	0.0	21.0
				처리방법	매 립	132.5				0.1	0.1		111.4	0.1	0.5		12.1	6.5			1.7
					소 각	0.0															
					재 활 용	33.1							1.5	0.1	0.2	0.1	5.2	6.7			19.3
					해역배출	0.4												0.4			
		C	22	발 생 량		4.4	0.0	0.0	0.0	0.0	0.0	0.0	0.0	0.0	0.1	0.0	4.3	0.0	0.0	0.0	0.0
				처리방법	매 립	4.3											4.3				
					소 각	0.0															
					재 활 용	0.1									0.1						
					해역배출	0.0															
		C	23	발 생 량		103.6	46.1	0.0	0.0	1.4	0.0	0.0	0.0	0.0	0.1	0.8	6.1	31.5	0.0	0.0	17.6
				처리방법	매 립	8.3	6.0			0.3						0.8	0.1				1.1
					소 각	0.0															
					재 활 용	95.3	40.1			1.1					0.1		6.0	31.5			16.5
					해역배출	0.0															

(단위:톤/일)

지역구분		업종		발생량 및 처리현황		총계	가 연 성														
시도	시군구	대분류	중분류				소계	폐지류	폐목재류	폐합성고분자화합물				유기성오니류				동식물성잔재물	폐식용유	기타
										폐섬유류	폐합성 수지	폐합성 고무	폐피혁	폐수처리오니	공정오니	정수 처리오니	하수 처리오니			
울산	울주군	C	24	발 생 량		393.5	17.7	0.0	2.3	1.4	14.0	0.0	0.0	0.0	0.0	0.0	0.0	0.0	0.0	0.0
				처리방법	매 립	157.4	1.4			1.4										
					소 각	11.5	11.5		0.1		11.4									
					재 활 용	224.6	4.8		2.2		2.6									
					해역배출	0.0	0.0													
		C	25	발 생 량		94.4	28.4	0.0	5.4	0.4	22.5	0.1	0.0	0.0	0.0	0.0	0.0	0.0	0.0	0.0
				처리방법	매 립	20.2	0.0													
					소 각	16.1	16.1			0.4	15.7									
					재 활 용	58.1	12.3		5.4		6.8	0.1								
					해역배출	0.0	0.0													
		C	26	발 생 량		15.5	4.7	0.0	0.1	0.0	4.6	0.0	0.0	0.0	0.0	0.0	0.0	0.0	0.0	0.0
				처리방법	매 립	0.9	0.0													
					소 각	0.0	0.0													
					재 활 용	14.6	4.7		0.1		4.6									
					해역배출	0.0	0.0													
		C	29	발 생 량		11.7	4.7	0.0	1.5	0.1	3.1	0.0	0.0	0.0	0.0	0.0	0.0	0.0	0.0	0.0
				처리방법	매 립	7.0	0.1			0.1										
					소 각	1.4	1.4				1.4									
					재 활 용	3.3	3.2		1.5		1.7									
					해역배출	0.0	0.0													
		C	30	발 생 량		0.0	0.0	0.0	0.0	0.0	0.0	0.0	0.0	0.0	0.0	0.0	0.0	0.0	0.0	0.0
				처리방법	매 립	0.0	0.0													
					소 각	0.0	0.0													
					재 활 용	0.0	0.0													
					해역배출	0.0	0.0													
		C	31	발 생 량		172.6	8.1	0.0	0.6	0.0	7.4	0.1	0.0	0.0	0.0	0.0	0.0	0.0	0.0	0.0
				처리방법	매 립	0.1	0.0													
					소 각	2.1	2.1		0.5		1.6									
					재 활 용	170.4	6.0		0.1		5.8	0.1								
					해역배출	0.0	0.0													
		C	33	발 생 량		10.3	7.6	0.0	0.1	0.0	5.1	0.0	0.0	2.4	0.0	0.0	0.0	0.0	0.0	0.0
				처리방법	매 립	2.4	2.3							2.3						
					소 각	3.8	3.8				3.8									
					재 활 용	4.1	1.5		0.1		1.3			0.1						
					해역배출	0.0	0.0													
		A		발 생 량		16.7	16.7	0.0	0.0	0.0	0.0	0.0	0.0	0.0	0.0	0.0	0.0	16.7	0.0	0.0
				처리방법	매 립	0.0	0.0													
					소 각	0.0	0.0													
					재 활 용	16.7	16.7											16.7		
					해역배출	0.0	0.0													
		D		발 생 량		15.8	0.0	0.0	0.0	0.0	0.0	0.0	0.0	0.0	0.0	0.0	0.0	0.0	0.0	0.0
				처리방법	매 립	0.0	0.0													
					소 각	0.0	0.0													
					재 활 용	15.8	0.0													
					해역배출	0.0	0.0													
		E		발 생 량		300.8	169.8	0.0	32.9	0.0	106.6	0.7	0.0	24.7	0.0	0.0	0.0	0.0	0.0	4.9
				처리방법	매 립	81.5	0.4							0.4						
					소 각	12.3	12.3				12.2									0.1
					재 활 용	182.7	132.8		32.9		94.4	0.7								4.8
					해역배출	24.3	24.3							24.3						
		H		발 생 량		0.0	0.0	0.0	0.0	0.0	0.0	0.0	0.0	0.0	0.0	0.0	0.0	0.0	0.0	0.0
				처리방법	매 립	0.0	0.0													
					소 각	0.0	0.0													
					재 활 용	0.0	0.0													
					해역배출	0.0	0.0													

(단위:톤/일)

구분		업종		발생량 및 처리현황	불 연 성															
시도	시군구	대분류	중분류		소계	광재류	연소재	소각재	분진류	폐주물사 모래류	폐금속류	폐석회 석고류	폐촉매	폐흡착재폐흡수재	유리·도자기편류	무기성오니류				기타
																폐수처리오니	공정오니	정수처리오니	하수처리오니	
울산	울주군	C	24	발 생 량	375.8	53.2	0.0	0.0	37.9	0.6	21.7	106.7	0.3	0.2	0.0	38.2	0.7	0.0	0.0	116.3
				처리방법 매 립	156.0	0.9			4.6	0.6		106.7				38.2	0.7			4.3
				처리방법 소 각	0.0															
				처리방법 재 활 용	219.8	52.3			33.3		21.7		0.3	0.2						112.0
				처리방법 해역배출	0.0															
		C	25	발 생 량	66.0	11.8	0.0	0.0	5.3	8.7	0.0	0.0	0.1	0.0	0.0	21.3	12.4	0.0	0.0	6.4
				처리방법 매 립	20.2	0.8			2.7	6.1			0.1			10.4				0.1
				처리방법 소 각	0.0															
				처리방법 재 활 용	45.8	11.0			2.6	2.6						10.9	12.4			6.3
				처리방법 해역배출	0.0															
		C	26	발 생 량	10.8	0.0	0.0	0.0	0.1	0.0	0.2	0.0	0.0	0.1	1.9	5.5	0.6	0.0	0.0	2.4
				처리방법 매 립	0.9										0.2		0.1			0.6
				처리방법 소 각	0.0															
				처리방법 재 활 용	9.9				0.1		0.2			0.1	1.7	5.5	0.5			1.8
				처리방법 해역배출	0.0															
		C	29	발 생 량	7.0	6.6	0.0	0.0	0.2	0.0	0.0	0.0	0.0	0.1	0.0	0.0	0.0	0.0	0.0	0.1
				처리방법 매 립	6.9	6.6			0.2											0.1
				처리방법 소 각	0.0															
				처리방법 재 활 용	0.1									0.1						
				처리방법 해역배출	0.0															
		C	30	발 생 량	0.0	0.0	0.0	0.0	0.0	0.0	0.0	0.0	0.0	0.0	0.0	0.0	0.0	0.0	0.0	0.0
				처리방법 매 립	0.0															
				처리방법 소 각	0.0															
				처리방법 재 활 용	0.0															
				처리방법 해역배출	0.0															
		C	31	발 생 량	164.5	8.3	0.0	0.0	56.7	98.5	0.0	0.0	0.0	0.1	0.0	0.3	0.1	0.0	0.0	0.5
				처리방법 매 립	0.1											0.1				
				처리방법 소 각	0.0															
				처리방법 재 활 용	164.4	8.3			56.7	98.5				0.1		0.2	0.1			0.5
				처리방법 해역배출	0.0															
		C	33	발 생 량	2.7	0.1	0.0	0.0	0.0	0.0	0.0	0.0	0.0	0.0	2.5	0.0	0.1	0.0	0.0	0.0
				처리방법 매 립	0.1	0.1														
				처리방법 소 각	0.0															
				처리방법 재 활 용	2.6										2.5		0.1			
				처리방법 해역배출	0.0															
		A		발 생 량	0.0	0.0	0.0	0.0	0.0	0.0	0.0	0.0	0.0	0.0	0.0	0.0	0.0	0.0	0.0	0.0
				처리방법 매 립	0.0															
				처리방법 소 각	0.0															
				처리방법 재 활 용	0.0															
				처리방법 해역배출	0.0															
		D		발 생 량	15.8	0.0	0.0	0.0	0.0	1.4	0.0	0.0	0.0	0.0	0.0	0.0	0.0	12.8	0.0	1.6
				처리방법 매 립	0.0															
				처리방법 소 각	0.0															
				처리방법 재 활 용	15.8					1.4								12.8		1.6
				처리방법 해역배출	0.0															
		E		발 생 량	131.0	0.0	0.0	0.0	0.1	88.3	0.0	0.0	0.0	0.1	1.3	1.7	0.3	0.0	0.0	39.2
				처리방법 매 립	81.1				0.1	42.2						1.5	0.3			37.0
				처리방법 소 각	0.0															
				처리방법 재 활 용	49.9					46.1				0.1	1.3	0.2				2.2
				처리방법 해역배출	0.0															
		H		발 생 량	0.0	0.0	0.0	0.0	0.0	0.0	0.0	0.0	0.0	0.0	0.0	0.0	0.0	0.0	0.0	0.0
				처리방법 매 립	0.0															
				처리방법 소 각	0.0															
				처리방법 재 활 용	0.0															
				처리방법 해역배출	0.0															

(단위:톤/일)

지역구분		업종		발생량 및 처리현황		총계	가 연 성														
시도	시군구	대분류	중분류				소계	폐지류	폐목재류	폐합성고분자화합물				유기성오니류				동식물성잔재물	폐식용유	기타
										폐섬유류	폐합성 수지	폐합성 고무	폐피혁	폐수처리오니	공정오니	정수 처리오니	하수 처리오니			
울산	울주군	P		발 생 량		7.0	2.6	0.0	0.0	0.0	0.5	0.0	0.0	0.0	0.0	0.0	0.0	2.1	0.0	0.0
				처리방법	매 립	1.7	0.0													
					소 각	0.4	0.4				0.4									
					재 활 용	3.3	2.2				0.1							2.1		
					해역배출	1.6	0.0													
		R		발 생 량		0.0	0.0	0.0	0.0	0.0	0.0	0.0	0.0	0.0	0.0	0.0	0.0	0.0	0.0	0.0
				처리방법	매 립	0.0	0.0													
					소 각	0.0	0.0													
					재 활 용	0.0	0.0													
					해역배출	0.0	0.0													
세종	합계			발 생 량		786.5	507.1	0.0	2.3	2.7	233.8	0.3	0.0	229.0	19.5	0.0	17.6	1.9	0.0	0.0
				처리방법	매 립	190.6	48.0	0.0	0.0	0.4	0.0	0.3	0.0	38.7	4.0	0.0	3.0	1.6	0.0	0.0
					소 각	160.1	158.7	0.0	0.0	0.0	149.2	0.0	0.0	9.5	0.0	0.0	0.0	0.0	0.0	0.0
					재 활 용	383.9	248.5	0.0	2.3	2.3	84.6	0.0	0.0	128.9	15.5	0.0	14.6	0.3	0.0	0.0
					해역배출	51.9	51.9	0.0	0.0	0.0	0.0	0.0	0.0	51.9	0.0	0.0	0.0	0.0	0.0	0.0
	세종시	소계		발 생 량		786.5	507.1	0.0	2.3	2.7	233.8	0.3	0.0	229.0	19.5	0.0	17.6	1.9	0.0	0.0
				처리방법	매 립	190.6	48.0	0.0	0.0	0.4	0.0	0.3	0.0	38.7	4.0	0.0	3.0	1.6	0.0	0.0
					소 각	160.1	158.7	0.0	0.0	0.0	149.2	0.0	0.0	9.5	0.0	0.0	0.0	0.0	0.0	0.0
					재 활 용	383.9	248.5	0.0	2.3	2.3	84.6	0.0	0.0	128.9	15.5	0.0	14.6	0.3	0.0	0.0
					해역배출	51.9	51.9	0.0	0.0	0.0	0.0	0.0	0.0	51.9	0.0	0.0	0.0	0.0	0.0	0.0
		B		발 생 량		1.2	0.0	0.0	0.0	0.0	0.0	0.0	0.0	0.0	0.0	0.0	0.0	0.0	0.0	0.0
				처리방법	매 립	0.0	0.0	0.0	0.0	0.0	0.0	0.0	0.0	0.0	0.0	0.0	0.0	0.0	0.0	0.0
					소 각	0.0	0.0	0.0	0.0	0.0	0.0	0.0	0.0	0.0	0.0	0.0	0.0	0.0	0.0	0.0
					재 활 용	1.2	0.0	0.0	0.0	0.0	0.0	0.0	0.0	0.0	0.0	0.0	0.0	0.0	0.0	0.0
					해역배출	0.0	0.0	0.0	0.0	0.0	0.0	0.0	0.0	0.0	0.0	0.0	0.0	0.0	0.0	0.0
		C	10	발 생 량		14.8	14.6	0.0	0.0	0.0	2.7	0.0	0.0	10.0	0.0	0.0	0.0	1.9	0.0	0.0
				처리방법	매 립	2.0	1.8	0.0	0.0	0.0	0.0	0.0	0.0	0.2	0.0	0.0	0.0	1.6	0.0	0.0
					소 각	2.1	2.1	0.0	0.0	0.0	2.0	0.0	0.0	0.1	0.0	0.0	0.0	0.0	0.0	0.0
					재 활 용	1.3	1.3	0.0	0.0	0.0	0.7	0.0	0.0	0.3	0.0	0.0	0.0	0.3	0.0	0.0
					해역배출	9.4	9.4	0.0	0.0	0.0	0.0	0.0	0.0	9.4	0.0	0.0	0.0	0.0	0.0	0.0
		C	13	발 생 량		0.6	0.6	0.0	0.0	0.6	0.0	0.0	0.0	0.0	0.0	0.0	0.0	0.0	0.0	0.0
				처리방법	매 립	0.0	0.0	0.0	0.0	0.0	0.0	0.0	0.0	0.0	0.0	0.0	0.0	0.0	0.0	0.0
					소 각	0.0	0.0	0.0	0.0	0.0	0.0	0.0	0.0	0.0	0.0	0.0	0.0	0.0	0.0	0.0
					재 활 용	0.6	0.6	0.0	0.0	0.6	0.0	0.0	0.0	0.0	0.0	0.0	0.0	0.0	0.0	0.0
					해역배출	0.0	0.0	0.0	0.0	0.0	0.0	0.0	0.0	0.0	0.0	0.0	0.0	0.0	0.0	0.0
		C	17	발 생 량		405.5	305.8	0.0	0.0	0.0	136.1	0.0	0.0	169.7	0.0	0.0	0.0	0.0	0.0	0.0
				처리방법	매 립	33.0	4.1	0.0	0.0	0.0	0.0	0.0	0.0	4.1	0.0	0.0	0.0	0.0	0.0	0.0
					소 각	136.7	136.7	0.0	0.0	0.0	127.3	0.0	0.0	9.4	0.0	0.0	0.0	0.0	0.0	0.0
					재 활 용	195.5	124.7	0.0	0.0	0.0	8.8	0.0	0.0	115.9	0.0	0.0	0.0	0.0	0.0	0.0
					해역배출	40.3	40.3	0.0	0.0	0.0	0.0	0.0	0.0	40.3	0.0	0.0	0.0	0.0	0.0	0.0
		C	18	발 생 량		0.6	0.6	0.0	0.3	0.0	0.3	0.0	0.0	0.0	0.0	0.0	0.0	0.0	0.0	0.0
				처리방법	매 립	0.0	0.0	0.0	0.0	0.0	0.0	0.0	0.0	0.0	0.0	0.0	0.0	0.0	0.0	0.0
					소 각	0.2	0.2	0.0	0.0	0.0	0.2	0.0	0.0	0.0	0.0	0.0	0.0	0.0	0.0	0.0
					재 활 용	0.4	0.4	0.0	0.3	0.0	0.1	0.0	0.0	0.0	0.0	0.0	0.0	0.0	0.0	0.0
					해역배출	0.0	0.0	0.0	0.0	0.0	0.0	0.0	0.0	0.0	0.0	0.0	0.0	0.0	0.0	0.0
		C	20	발 생 량		11.8	7.3	0.0	0.0	1.7	4.4	0.0	0.0	1.2	0.0	0.0	0.0	0.0	0.0	0.0
				처리방법	매 립	1.3	0.0	0.0	0.0	0.0	0.0	0.0	0.0	0.0	0.0	0.0	0.0	0.0	0.0	0.0
					소 각	0.3	0.1	0.0	0.0	0.0	0.1	0.0	0.0	0.0	0.0	0.0	0.0	0.0	0.0	0.0
					재 활 용	10.2	7.2	0.0	0.0	1.7	4.3	0.0	0.0	1.2	0.0	0.0	0.0	0.0	0.0	0.0
					해역배출	0.0	0.0	0.0	0.0	0.0	0.0	0.0	0.0	0.0	0.0	0.0	0.0	0.0	0.0	0.0
		C	21	발 생 량		1.1	0.8	0.0	0.0	0.0	0.8	0.0	0.0	0.0	0.0	0.0	0.0	0.0	0.0	0.0
				처리방법	매 립	0.2	0.0	0.0	0.0	0.0	0.0	0.0	0.0	0.0	0.0	0.0	0.0	0.0	0.0	0.0
					소 각	0.3	0.2	0.0	0.0	0.0	0.2	0.0	0.0	0.0	0.0	0.0	0.0	0.0	0.0	0.0
					재 활 용	0.6	0.6	0.0	0.0	0.0	0.6	0.0	0.0	0.0	0.0	0.0	0.0	0.0	0.0	0.0
					해역배출	0.0	0.0	0.0	0.0	0.0	0.0	0.0	0.0	0.0	0.0	0.0	0.0	0.0	0.0	0.0

(단위:톤/일)

구분		업종		발생량 및 처리현황	불 연 성															
시도	시군구	대분류	중분류		소계	광재류	연소재	소각재	분진류	폐주물사 모래류	폐금속류	폐석회 석고류	폐촉매	폐흡착재폐흡수재	유리·도자기편류	무기성오니류				기타
																폐수처리오니	공정오니	정수처리오니	하수처리오니	
울산	울주군	P		발 생 량	4.4	0.0	0.0	0.0	0.0	2.5	0.0	0.0	0.0	0.2	0.0	1.7	0.0	0.0	0.0	0.0
				처리방법 매 립	1.7					1.5				0.1		0.1				
				처리방법 소 각	0.0															
				처리방법 재 활 용	1.1					1.0				0.1						
				처리방법 해역배출	1.6											1.6				
		R		발 생 량	0.0	0.0	0.0	0.0	0.0	0.0	0.0	0.0	0.0	0.0	0.0	0.0	0.0	0.0	0.0	0.0
				처리방법 매 립	0.0															
				처리방법 소 각	0.0															
				처리방법 재 활 용	0.0															
				처리방법 해역배출	0.0															
세종	합계			발 생 량	279.4	0.3	0.0	123.0	4.5	54.4	0.2	1.8	0.0	1.0	17.1	60.1	3.6	0.0	0.0	13.4
				처리방법 매 립	142.6	0.0	0.0	52.2	1.6	54.4	0.0	1.8	0.0	0.6	10.7	20.2	1.1	0.0	0.0	0.0
				처리방법 소 각	1.4	0.0	0.0	0.0	0.0	0.0	0.0	0.0	0.0	0.1	0.0	0.0	0.2	0.0	0.0	1.1
				처리방법 재 활 용	135.4	0.3	0.0	70.8	2.9	0.0	0.2	0.0	0.0	0.3	6.4	39.9	2.3	0.0	0.0	12.3
				처리방법 해역배출	0.0	0.0	0.0	0.0	0.0	0.0	0.0	0.0	0.0	0.0	0.0	0.0	0.0	0.0	0.0	0.0
	세종시	소계		발 생 량	279.4	0.3	0.0	123.0	4.5	54.4	0.2	1.8	0.0	1.0	17.1	60.1	3.6	0.0	0.0	13.4
				처리방법 매 립	142.6	0.0	0.0	52.2	1.6	54.4	0.0	1.8	0.0	0.6	10.7	20.2	1.1	0.0	0.0	0.0
				처리방법 소 각	1.4	0.0	0.0	0.0	0.0	0.0	0.0	0.0	0.0	0.1	0.0	0.0	0.2	0.0	0.0	1.1
				처리방법 재 활 용	135.4	0.3	0.0	70.8	2.9	0.0	0.2	0.0	0.0	0.3	6.4	39.9	2.3	0.0	0.0	12.3
				처리방법 해역배출	0.0	0.0	0.0	0.0	0.0	0.0	0.0	0.0	0.0	0.0	0.0	0.0	0.0	0.0	0.0	0.0
		B		발 생 량	1.2	0.0	0.0	0.0	0.0	0.0	0.0	0.0	0.0	0.0	0.0	1.2	0.0	0.0	0.0	0.0
				처리방법 매 립	0.0	0.0	0.0	0.0	0.0	0.0	0.0	0.0	0.0	0.0	0.0	0.0	0.0	0.0	0.0	0.0
				처리방법 소 각	0.0	0.0	0.0	0.0	0.0	0.0	0.0	0.0	0.0	0.0	0.0	0.0	0.0	0.0	0.0	0.0
				처리방법 재 활 용	1.2	0.0	0.0	0.0	0.0	0.0	0.0	0.0	0.0	0.0	0.0	1.2	0.0	0.0	0.0	0.0
				처리방법 해역배출	0.0	0.0	0.0	0.0	0.0	0.0	0.0	0.0	0.0	0.0	0.0	0.0	0.0	0.0	0.0	0.0
		C	10	발 생 량	0.2	0.0	0.0	0.0	0.0	0.0	0.0	0.0	0.0	0.2	0.0	0.0	0.0	0.0	0.0	0.0
				처리방법 매 립	0.2	0.0	0.0	0.0	0.0	0.0	0.0	0.0	0.0	0.2	0.0	0.0	0.0	0.0	0.0	0.0
				처리방법 소 각	0.0	0.0	0.0	0.0	0.0	0.0	0.0	0.0	0.0	0.0	0.0	0.0	0.0	0.0	0.0	0.0
				처리방법 재 활 용	0.0	0.0	0.0	0.0	0.0	0.0	0.0	0.0	0.0	0.0	0.0	0.0	0.0	0.0	0.0	0.0
				처리방법 해역배출	0.0	0.0	0.0	0.0	0.0	0.0	0.0	0.0	0.0	0.0	0.0	0.0	0.0	0.0	0.0	0.0
		C	13	발 생 량	0.0	0.0	0.0	0.0	0.0	0.0	0.0	0.0	0.0	0.0	0.0	0.0	0.0	0.0	0.0	0.0
				처리방법 매 립	0.0	0.0	0.0	0.0	0.0	0.0	0.0	0.0	0.0	0.0	0.0	0.0	0.0	0.0	0.0	0.0
				처리방법 소 각	0.0	0.0	0.0	0.0	0.0	0.0	0.0	0.0	0.0	0.0	0.0	0.0	0.0	0.0	0.0	0.0
				처리방법 재 활 용	0.0	0.0	0.0	0.0	0.0	0.0	0.0	0.0	0.0	0.0	0.0	0.0	0.0	0.0	0.0	0.0
				처리방법 해역배출	0.0	0.0	0.0	0.0	0.0	0.0	0.0	0.0	0.0	0.0	0.0	0.0	0.0	0.0	0.0	0.0
		C	17	발 생 량	99.7	0.0	0.0	96.7	0.0	2.8	0.0	0.0	0.0	0.0	0.2	0.0	0.0	0.0	0.0	0.0
				처리방법 매 립	28.9	0.0	0.0	25.9	0.0	2.8	0.0	0.0	0.0	0.0	0.2	0.0	0.0	0.0	0.0	0.0
				처리방법 소 각	0.0	0.0	0.0	0.0	0.0	0.0	0.0	0.0	0.0	0.0	0.0	0.0	0.0	0.0	0.0	0.0
				처리방법 재 활 용	70.8	0.0	0.0	70.8	0.0	0.0	0.0	0.0	0.0	0.0	0.0	0.0	0.0	0.0	0.0	0.0
				처리방법 해역배출	0.0	0.0	0.0	0.0	0.0	0.0	0.0	0.0	0.0	0.0	0.0	0.0	0.0	0.0	0.0	0.0
		C	18	발 생 량	0.0	0.0	0.0	0.0	0.0	0.0	0.0	0.0	0.0	0.0	0.0	0.0	0.0	0.0	0.0	0.0
				처리방법 매 립	0.0	0.0	0.0	0.0	0.0	0.0	0.0	0.0	0.0	0.0	0.0	0.0	0.0	0.0	0.0	0.0
				처리방법 소 각	0.0	0.0	0.0	0.0	0.0	0.0	0.0	0.0	0.0	0.0	0.0	0.0	0.0	0.0	0.0	0.0
				처리방법 재 활 용	0.0	0.0	0.0	0.0	0.0	0.0	0.0	0.0	0.0	0.0	0.0	0.0	0.0	0.0	0.0	0.0
				처리방법 해역배출	0.0	0.0	0.0	0.0	0.0	0.0	0.0	0.0	0.0	0.0	0.0	0.0	0.0	0.0	0.0	0.0
		C	20	발 생 량	4.5	0.0	0.0	0.0	0.1	0.0	0.0	0.0	0.0	0.5	0.0	1.8	0.9	0.0	0.0	1.2
				처리방법 매 립	1.3	0.0	0.0	0.0	0.0	0.0	0.0	0.0	0.0	0.4	0.0	0.1	0.8	0.0	0.0	0.0
				처리방법 소 각	0.2	0.0	0.0	0.0	0.0	0.0	0.0	0.0	0.0	0.1	0.0	0.0	0.1	0.0	0.0	0.0
				처리방법 재 활 용	3.0	0.0	0.0	0.0	0.1	0.0	0.0	0.0	0.0	0.0	0.0	1.7	0.0	0.0	0.0	1.2
				처리방법 해역배출	0.0	0.0	0.0	0.0	0.0	0.0	0.0	0.0	0.0	0.0	0.0	0.0	0.0	0.0	0.0	0.0
		C	21	발 생 량	0.3	0.0	0.0	0.0	0.0	0.0	0.0	0.0	0.0	0.0	0.0	0.2	0.1	0.0	0.0	0.0
				처리방법 매 립	0.2	0.0	0.0	0.0	0.0	0.0	0.0	0.0	0.0	0.0	0.0	0.2	0.0	0.0	0.0	0.0
				처리방법 소 각	0.1	0.0	0.0	0.0	0.0	0.0	0.0	0.0	0.0	0.0	0.0	0.0	0.1	0.0	0.0	0.0
				처리방법 재 활 용	0.0	0.0	0.0	0.0	0.0	0.0	0.0	0.0	0.0	0.0	0.0	0.0	0.0	0.0	0.0	0.0
				처리방법 해역배출	0.0	0.0	0.0	0.0	0.0	0.0	0.0	0.0	0.0	0.0	0.0	0.0	0.0	0.0	0.0	0.0

(단위:톤/일)

지역구분		업종		발생량 및 처리현황		총계	가 연 성													
시도	시군구	대분류	중분류				소계	폐지류	폐목재류	폐합성고분자화합물				유기성오니류				동식물성잔재물	폐식용유	기타
										폐섬유류	폐합성 수지	폐합성 고무	폐피혁	폐수처리오니	공정오니	정수 처리오니	하수 처리오니			
세종	세종시	C	22	발생량		11.5	11.2	0.0	0.3	0.0	10.9	0.0	0.0	0.0	0.0	0.0	0.0	0.0	0.0	0.0
				처리방법	매 립	0.3	0.0	0.0	0.0	0.0	0.0	0.0	0.0	0.0	0.0	0.0	0.0	0.0	0.0	0.0
					소 각	0.1	0.1	0.0	0.0	0.0	0.1	0.0	0.0	0.0	0.0	0.0	0.0	0.0	0.0	0.0
					재 활 용	11.1	11.1	0.0	0.3	0.0	10.8	0.0	0.0	0.0	0.0	0.0	0.0	0.0	0.0	0.0
					해역배출	0.0	0.0	0.0	0.0	0.0	0.0	0.0	0.0	0.0	0.0	0.0	0.0	0.0	0.0	0.0
		C	23	발생량		61.3	16.7	0.0	0.0	0.0	3.0	0.0	0.0	3.6	10.1	0.0	0.0	0.0	0.0	0.0
				처리방법	매 립	12.4	0.0	0.0	0.0	0.0	0.0	0.0	0.0	0.0	0.0	0.0	0.0	0.0	0.0	0.0
					소 각	0.3	0.3	0.0	0.0	0.0	0.3	0.0	0.0	0.0	0.0	0.0	0.0	0.0	0.0	0.0
					재 활 용	46.4	14.2	0.0	0.0	0.0	2.7	0.0	0.0	1.4	10.1	0.0	0.0	0.0	0.0	0.0
					해역배출	2.2	2.2	0.0	0.0	0.0	0.0	0.0	0.0	2.2	0.0	0.0	0.0	0.0	0.0	0.0
		C	24	발생량		2.8	0.0	0.0	0.0	0.0	0.0	0.0	0.0	0.0	0.0	0.0	0.0	0.0	0.0	0.0
				처리방법	매 립	0.0	0.0	0.0	0.0	0.0	0.0	0.0	0.0	0.0	0.0	0.0	0.0	0.0	0.0	0.0
					소 각	0.0	0.0	0.0	0.0	0.0	0.0	0.0	0.0	0.0	0.0	0.0	0.0	0.0	0.0	0.0
					재 활 용	2.8	0.0	0.0	0.0	0.0	0.0	0.0	0.0	0.0	0.0	0.0	0.0	0.0	0.0	0.0
					해역배출	0.0	0.0	0.0	0.0	0.0	0.0	0.0	0.0	0.0	0.0	0.0	0.0	0.0	0.0	0.0
		C	25	발생량		0.3	0.0	0.0	0.0	0.0	0.0	0.0	0.0	0.0	0.0	0.0	0.0	0.0	0.0	0.0
				처리방법	매 립	0.3	0.0	0.0	0.0	0.0	0.0	0.0	0.0	0.0	0.0	0.0	0.0	0.0	0.0	0.0
					소 각	0.0	0.0	0.0	0.0	0.0	0.0	0.0	0.0	0.0	0.0	0.0	0.0	0.0	0.0	0.0
					재 활 용	0.0	0.0	0.0	0.0	0.0	0.0	0.0	0.0	0.0	0.0	0.0	0.0	0.0	0.0	0.0
					해역배출	0.0	0.0	0.0	0.0	0.0	0.0	0.0	0.0	0.0	0.0	0.0	0.0	0.0	0.0	0.0
		C	26	발생량		47.5	7.5	0.0	0.2	0.4	4.5	0.0	0.0	2.4	0.0	0.0	0.0	0.0	0.0	0.0
				처리방법	매 립	20.2	0.4	0.0	0.0	0.4	0.0	0.0	0.0	0.0	0.0	0.0	0.0	0.0	0.0	0.0
					소 각	1.8	1.8	0.0	0.0	0.0	1.8	0.0	0.0	0.0	0.0	0.0	0.0	0.0	0.0	0.0
					재 활 용	25.5	5.3	0.0	0.2	0.0	2.7	0.0	0.0	2.4	0.0	0.0	0.0	0.0	0.0	0.0
					해역배출	0.0	0.0	0.0	0.0	0.0	0.0	0.0	0.0	0.0	0.0	0.0	0.0	0.0	0.0	0.0
		C	30	발생량		1.2	0.8	0.0	0.1	0.0	0.4	0.3	0.0	0.0	0.0	0.0	0.0	0.0	0.0	0.0
				처리방법	매 립	0.4	0.3	0.0	0.0	0.0	0.0	0.3	0.0	0.0	0.0	0.0	0.0	0.0	0.0	0.0
					소 각	0.2	0.2	0.0	0.0	0.0	0.2	0.0	0.0	0.0	0.0	0.0	0.0	0.0	0.0	0.0
					재 활 용	0.6	0.3	0.0	0.1	0.0	0.2	0.0	0.0	0.0	0.0	0.0	0.0	0.0	0.0	0.0
					해역배출	0.0	0.0	0.0	0.0	0.0	0.0	0.0	0.0	0.0	0.0	0.0	0.0	0.0	0.0	0.0
		D		발생량		0.2	0.2	0.0	0.0	0.0	0.0	0.0	0.0	0.0	0.0	0.0	0.2	0.0	0.0	0.0
				처리방법	매 립	0.0	0.0	0.0	0.0	0.0	0.0	0.0	0.0	0.0	0.0	0.0	0.0	0.0	0.0	0.0
					소 각	0.0	0.0	0.0	0.0	0.0	0.0	0.0	0.0	0.0	0.0	0.0	0.0	0.0	0.0	0.0
					재 활 용	0.2	0.2	0.0	0.0	0.0	0.0	0.0	0.0	0.0	0.0	0.0	0.2	0.0	0.0	0.0
					해역배출	0.0	0.0	0.0	0.0	0.0	0.0	0.0	0.0	0.0	0.0	0.0	0.0	0.0	0.0	0.0
		E		발생량		200.1	138.8	0.0	0.7	0.0	70.6	0.0	0.0	40.7	9.4	0.0	17.4	0.0	0.0	0.0
				처리방법	매 립	101.3	40.0	0.0	0.0	0.0	0.0	0.0	0.0	33.0	4.0	0.0	3.0	0.0	0.0	0.0
					소 각	17.0	17.0	0.0	0.0	0.0	17.0	0.0	0.0	0.0	0.0	0.0	0.0	0.0	0.0	0.0
					재 활 용	81.8	81.8	0.0	0.7	0.0	53.6	0.0	0.0	7.7	5.4	0.0	14.4	0.0	0.0	0.0
					해역배출	0.0	0.0	0.0	0.0	0.0	0.0	0.0	0.0	0.0	0.0	0.0	0.0	0.0	0.0	0.0
		F		발생량		16.7	0.6	0.0	0.6	0.0	0.0	0.0	0.0	0.0	0.0	0.0	0.0	0.0	0.0	0.0
				처리방법	매 립	10.1	0.0	0.0	0.0	0.0	0.0	0.0	0.0	0.0	0.0	0.0	0.0	0.0	0.0	0.0
					소 각	1.1	0.0	0.0	0.0	0.0	0.0	0.0	0.0	0.0	0.0	0.0	0.0	0.0	0.0	0.0
					재 활 용	5.5	0.6	0.0	0.6	0.0	0.0	0.0	0.0	0.0	0.0	0.0	0.0	0.0	0.0	0.0
					해역배출	0.0	0.0	0.0	0.0	0.0	0.0	0.0	0.0	0.0	0.0	0.0	0.0	0.0	0.0	0.0
		M		발생량		0.3	0.2	0.0	0.1	0.0	0.1	0.0	0.0	0.0	0.0	0.0	0.0	0.0	0.0	0.0
				처리방법	매 립	0.1	0.0	0.0	0.0	0.0	0.0	0.0	0.0	0.0	0.0	0.0	0.0	0.0	0.0	0.0
					소 각	0.0	0.0	0.0	0.0	0.0	0.0	0.0	0.0	0.0	0.0	0.0	0.0	0.0	0.0	0.0
					재 활 용	0.2	0.2	0.0	0.1	0.0	0.1	0.0	0.0	0.0	0.0	0.0	0.0	0.0	0.0	0.0
					해역배출	0.0	0.0	0.0	0.0	0.0	0.0	0.0	0.0	0.0	0.0	0.0	0.0	0.0	0.0	0.0
		N		발생량		1.4	1.4	0.0	0.0	0.0	0.0	0.0	0.0	1.4	0.0	0.0	0.0	0.0	0.0	0.0
				처리방법	매 립	1.4	1.4	0.0	0.0	0.0	0.0	0.0	0.0	1.4	0.0	0.0	0.0	0.0	0.0	0.0
					소 각	0.0	0.0	0.0	0.0	0.0	0.0	0.0	0.0	0.0	0.0	0.0	0.0	0.0	0.0	0.0
					재 활 용	0.0	0.0	0.0	0.0	0.0	0.0	0.0	0.0	0.0	0.0	0.0	0.0	0.0	0.0	0.0
					해역배출	0.0	0.0	0.0	0.0	0.0	0.0	0.0	0.0	0.0	0.0	0.0	0.0	0.0	0.0	0.0

(단위:톤/일)

구분		업종		발생량 및 처리현황	불 연 성															
시도	시군구	대분류	중분류		소계	광재류	연소재	소각재	분진류	폐주물사 모래류	폐금속류	폐석회 석고류	폐촉매	폐흡착재폐흡수재	유리·도자기편류	무기성오니류				기타
																폐수처리오니	공정오니	정수처리오니	하수처리오니	
세종	세종시	C	22	발 생 량	0.3	0.0	0.0	0.0	0.3	0.0	0.0	0.0	0.0	0.0	0.0	0.0	0.0	0.0	0.0	0.0
				처리방법 매 립	0.3	0.0	0.0	0.0	0.3	0.0	0.0	0.0	0.0	0.0	0.0	0.0	0.0	0.0	0.0	0.0
				처리방법 소 각	0.0	0.0	0.0	0.0	0.0	0.0	0.0	0.0	0.0	0.0	0.0	0.0	0.0	0.0	0.0	0.0
				처리방법 재 활 용	0.0	0.0	0.0	0.0	0.0	0.0	0.0	0.0	0.0	0.0	0.0	0.0	0.0	0.0	0.0	0.0
				처리방법 해역배출	0.0	0.0	0.0	0.0	0.0	0.0	0.0	0.0	0.0	0.0	0.0	0.0	0.0	0.0	0.0	0.0
		C	23	발 생 량	44.6	0.0	0.0	0.0	0.7	0.3	0.0	0.0	0.0	0.0	16.9	18.1	2.4	0.0	0.0	6.2
				처리방법 매 립	12.4	0.0	0.0	0.0	0.7	0.3	0.0	0.0	0.0	0.0	10.5	0.8	0.1	0.0	0.0	0.0
				처리방법 소 각	0.0	0.0	0.0	0.0	0.0	0.0	0.0	0.0	0.0	0.0	0.0	0.0	0.0	0.0	0.0	0.0
				처리방법 재 활 용	32.2	0.0	0.0	0.0	0.0	0.0	0.0	0.0	0.0	0.0	6.4	17.3	2.3	0.0	0.0	6.2
				처리방법 해역배출	0.0	0.0	0.0	0.0	0.0	0.0	0.0	0.0	0.0	0.0	0.0	0.0	0.0	0.0	0.0	0.0
		C	24	발 생 량	2.8	0.0	0.0	0.0	2.8	0.0	0.0	0.0	0.0	0.0	0.0	0.0	0.0	0.0	0.0	0.0
				처리방법 매 립	0.0	0.0	0.0	0.0	0.0	0.0	0.0	0.0	0.0	0.0	0.0	0.0	0.0	0.0	0.0	0.0
				처리방법 소 각	0.0	0.0	0.0	0.0	0.0	0.0	0.0	0.0	0.0	0.0	0.0	0.0	0.0	0.0	0.0	0.0
				처리방법 재 활 용	2.8	0.0	0.0	0.0	2.8	0.0	0.0	0.0	0.0	0.0	0.0	0.0	0.0	0.0	0.0	0.0
				처리방법 해역배출	0.0	0.0	0.0	0.0	0.0	0.0	0.0	0.0	0.0	0.0	0.0	0.0	0.0	0.0	0.0	0.0
		C	25	발 생 량	0.3	0.0	0.0	0.0	0.3	0.0	0.0	0.0	0.0	0.0	0.0	0.0	0.0	0.0	0.0	0.0
				처리방법 매 립	0.3	0.0	0.0	0.0	0.3	0.0	0.0	0.0	0.0	0.0	0.0	0.0	0.0	0.0	0.0	0.0
				처리방법 소 각	0.0	0.0	0.0	0.0	0.0	0.0	0.0	0.0	0.0	0.0	0.0	0.0	0.0	0.0	0.0	0.0
				처리방법 재 활 용	0.0	0.0	0.0	0.0	0.0	0.0	0.0	0.0	0.0	0.0	0.0	0.0	0.0	0.0	0.0	0.0
				처리방법 해역배출	0.0	0.0	0.0	0.0	0.0	0.0	0.0	0.0	0.0	0.0	0.0	0.0	0.0	0.0	0.0	0.0
		C	26	발 생 량	40.0	0.0	0.0	0.2	0.1	0.2	0.2	0.0	0.0	0.3	0.0	38.8	0.2	0.0	0.0	0.0
				처리방법 매 립	19.8	0.0	0.0	0.2	0.1	0.2	0.0	0.0	0.0	0.0	0.0	19.1	0.2	0.0	0.0	0.0
				처리방법 소 각	0.0	0.0	0.0	0.0	0.0	0.0	0.0	0.0	0.0	0.0	0.0	0.0	0.0	0.0	0.0	0.0
				처리방법 재 활 용	20.2	0.0	0.0	0.0	0.0	0.0	0.2	0.0	0.0	0.3	0.0	19.7	0.0	0.0	0.0	0.0
				처리방법 해역배출	0.0	0.0	0.0	0.0	0.0	0.0	0.0	0.0	0.0	0.0	0.0	0.0	0.0	0.0	0.0	0.0
		C	30	발 생 량	0.4	0.3	0.0	0.0	0.1	0.0	0.0	0.0	0.0	0.0	0.0	0.0	0.0	0.0	0.0	0.0
				처리방법 매 립	0.1	0.0	0.0	0.0	0.1	0.0	0.0	0.0	0.0	0.0	0.0	0.0	0.0	0.0	0.0	0.0
				처리방법 소 각	0.0	0.0	0.0	0.0	0.0	0.0	0.0	0.0	0.0	0.0	0.0	0.0	0.0	0.0	0.0	0.0
				처리방법 재 활 용	0.3	0.3	0.0	0.0	0.0	0.0	0.0	0.0	0.0	0.0	0.0	0.0	0.0	0.0	0.0	0.0
				처리방법 해역배출	0.0	0.0	0.0	0.0	0.0	0.0	0.0	0.0	0.0	0.0	0.0	0.0	0.0	0.0	0.0	0.0
		D		발 생 량	0.0	0.0	0.0	0.0	0.0	0.0	0.0	0.0	0.0	0.0	0.0	0.0	0.0	0.0	0.0	0.0
				처리방법 매 립	0.0	0.0	0.0	0.0	0.0	0.0	0.0	0.0	0.0	0.0	0.0	0.0	0.0	0.0	0.0	0.0
				처리방법 소 각	0.0	0.0	0.0	0.0	0.0	0.0	0.0	0.0	0.0	0.0	0.0	0.0	0.0	0.0	0.0	0.0
				처리방법 재 활 용	0.0	0.0	0.0	0.0	0.0	0.0	0.0	0.0	0.0	0.0	0.0	0.0	0.0	0.0	0.0	0.0
				처리방법 해역배출	0.0	0.0	0.0	0.0	0.0	0.0	0.0	0.0	0.0	0.0	0.0	0.0	0.0	0.0	0.0	0.0
		E		발 생 량	61.3	0.0	0.0	18.5	0.0	41.0	0.0	1.8	0.0	0.0	0.0	0.0	0.0	0.0	0.0	0.0
				처리방법 매 립	61.3	0.0	0.0	18.5	0.0	41.0	0.0	1.8	0.0	0.0	0.0	0.0	0.0	0.0	0.0	0.0
				처리방법 소 각	0.0	0.0	0.0	0.0	0.0	0.0	0.0	0.0	0.0	0.0	0.0	0.0	0.0	0.0	0.0	0.0
				처리방법 재 활 용	0.0	0.0	0.0	0.0	0.0	0.0	0.0	0.0	0.0	0.0	0.0	0.0	0.0	0.0	0.0	0.0
				처리방법 해역배출	0.0	0.0	0.0	0.0	0.0	0.0	0.0	0.0	0.0	0.0	0.0	0.0	0.0	0.0	0.0	0.0
		F		발 생 량	16.1	0.0	0.0	0.0	0.0	10.1	0.0	0.0	0.0	0.0	0.0	0.0	0.0	0.0	0.0	6.0
				처리방법 매 립	10.1	0.0	0.0	0.0	0.0	10.1	0.0	0.0	0.0	0.0	0.0	0.0	0.0	0.0	0.0	0.0
				처리방법 소 각	1.1	0.0	0.0	0.0	0.0	0.0	0.0	0.0	0.0	0.0	0.0	0.0	0.0	0.0	0.0	1.1
				처리방법 재 활 용	4.9	0.0	0.0	0.0	0.0	0.0	0.0	0.0	0.0	0.0	0.0	0.0	0.0	0.0	0.0	4.9
				처리방법 해역배출	0.0	0.0	0.0	0.0	0.0	0.0	0.0	0.0	0.0	0.0	0.0	0.0	0.0	0.0	0.0	0.0
		M		발 생 량	0.1	0.0	0.0	0.0	0.1	0.0	0.0	0.0	0.0	0.0	0.0	0.0	0.0	0.0	0.0	0.0
				처리방법 매 립	0.1	0.0	0.0	0.0	0.1	0.0	0.0	0.0	0.0	0.0	0.0	0.0	0.0	0.0	0.0	0.0
				처리방법 소 각	0.0	0.0	0.0	0.0	0.0	0.0	0.0	0.0	0.0	0.0	0.0	0.0	0.0	0.0	0.0	0.0
				처리방법 재 활 용	0.0	0.0	0.0	0.0	0.0	0.0	0.0	0.0	0.0	0.0	0.0	0.0	0.0	0.0	0.0	0.0
				처리방법 해역배출	0.0	0.0	0.0	0.0	0.0	0.0	0.0	0.0	0.0	0.0	0.0	0.0	0.0	0.0	0.0	0.0
		N		발 생 량	0.0	0.0	0.0	0.0	0.0	0.0	0.0	0.0	0.0	0.0	0.0	0.0	0.0	0.0	0.0	0.0
				처리방법 매 립	0.0	0.0	0.0	0.0	0.0	0.0	0.0	0.0	0.0	0.0	0.0	0.0	0.0	0.0	0.0	0.0
				처리방법 소 각	0.0	0.0	0.0	0.0	0.0	0.0	0.0	0.0	0.0	0.0	0.0	0.0	0.0	0.0	0.0	0.0
				처리방법 재 활 용	0.0	0.0	0.0	0.0	0.0	0.0	0.0	0.0	0.0	0.0	0.0	0.0	0.0	0.0	0.0	0.0
				처리방법 해역배출	0.0	0.0	0.0	0.0	0.0	0.0	0.0	0.0	0.0	0.0	0.0	0.0	0.0	0.0	0.0	0.0

(단위:톤/일)

지역구분		업종		발생량 및 처리현황		총계	가 연 성													
시도	시군구	대분류	중분류				소계	폐지류	폐목재류	폐합성고분자화합물				유기성오니류				동식물성잔재물	폐식용유	기타
										폐섬유류	폐합성 수지	폐합성 고무	폐피혁	폐수처리오니	공정오니	정수 처리오니	하수 처리오니			
세종	세종시	O		발 생 량		7.6	0.0	0.0	0.0	0.0	0.0	0.0	0.0	0.0	0.0	0.0	0.0	0.0	0.0	0.0
				처리방법	매 립	7.6	0.0	0.0	0.0	0.0	0.0	0.0	0.0	0.0	0.0	0.0	0.0	0.0	0.0	0.0
					소 각	0.0	0.0	0.0	0.0	0.0	0.0	0.0	0.0	0.0	0.0	0.0	0.0	0.0	0.0	0.0
					재 활 용	0.0	0.0	0.0	0.0	0.0	0.0	0.0	0.0	0.0	0.0	0.0	0.0	0.0	0.0	0.0
					해역배출	0.0	0.0	0.0	0.0	0.0	0.0	0.0	0.0	0.0	0.0	0.0	0.0	0.0	0.0	0.0
경기	합계			발 생 량		16,112.3	9,203.0	35.5	296.8	39.3	2,937.8	28.0	3.5	1,495.6	107.6	13.8	2,588.2	726.4	3.4	927.1
				처리방법	매 립	4,230.2	1,513.4	0.0	0.0	1.9	14.3	0.0	0.0	256.9	14.5	6.1	522.1	50.8	0.0	646.8
					소 각	2,460.0	2,282.4	2.2	33.7	13.1	748.7	6.7	0.3	26.7	12.6	0.4	1,295.8	28.3	0.0	113.9
					재 활 용	8,811.3	4,888.3	33.3	263.1	24.3	2,174.8	21.3	3.2	699.9	73.7	7.3	770.3	647.3	3.4	166.4
					해역배출	610.8	518.9	0.0	0.0	0.0	0.0	0.0	0.0	512.1	6.8	0.0	0.0	0.0	0.0	0.0
	수원시	소계		발 생 량		585.2	396.6	0.0	3.8	0.5	92.6	2.6	0.0	7.1	0.0	0.0	285.6	0.0	0.0	4.4
				처리방법	매 립	51.9	0.2	0.0	0.0	0.2	0.0	0.0	0.0	0.0	0.0	0.0	0.0	0.0	0.0	0.0
					소 각	37.6	37.6	0.0	0.0	0.0	32.3	1.6	0.0	1.6	0.0	0.0	2.1	0.0	0.0	0.0
					재 활 용	495.7	358.8	0.0	3.8	0.3	60.3	1.0	0.0	5.5	0.0	0.0	283.5	0.0	0.0	4.4
					해역배출	0.0	0.0	0.0	0.0	0.0	0.0	0.0	0.0	0.0	0.0	0.0	0.0	0.0	0.0	0.0
		C	10	발 생 량		0.2	0.2	0.0	0.0	0.2	0.0	0.0	0.0	0.0	0.0	0.0	0.0	0.0	0.0	0.0
				처리방법	매 립	0.0	0.0													
					소 각	0.0	0.0													
					재 활 용	0.2	0.2			0.2										
					해역배출	0.0	0.0													
		C	17	발 생 량		0.3	0.3	0.0	0.0	0.0	0.3	0.0	0.0	0.0	0.0	0.0	0.0	0.0	0.0	0.0
				처리방법	매 립	0.0	0.0													
					소 각	0.0	0.0													
					재 활 용	0.3	0.3				0.3									
					해역배출	0.0	0.0													
		C	20	발 생 량		4.0	0.8	0.0	0.0	0.0	0.8	0.0	0.0	0.0	0.0	0.0	0.0	0.0	0.0	0.0
				처리방법	매 립	3.2	0.0													
					소 각	0.3	0.3				0.3									
					재 활 용	0.5	0.5				0.5									
					해역배출	0.0	0.0													
		C	22	발 생 량		37.6	36.2	0.0	0.3	0.0	35.5	0.4	0.0	0.0	0.0	0.0	0.0	0.0	0.0	0.0
				처리방법	매 립	0.0	0.0													
					소 각	5.0	5.0				5.0									
					재 활 용	32.6	31.2		0.3		30.5	0.4								
					해역배출	0.0	0.0													
		C	23	발 생 량		4.0	0.0	0.0	0.0	0.0	0.0	0.0	0.0	0.0	0.0	0.0	0.0	0.0	0.0	0.0
				처리방법	매 립	0.0	0.0													
					소 각	0.0	0.0													
					재 활 용	4.0	0.0													
					해역배출	0.0	0.0													
		C	25	발 생 량		3.9	0.0	0.0	0.0	0.0	0.0	0.0	0.0	0.0	0.0	0.0	0.0	0.0	0.0	0.0
				처리방법	매 립	2.1	0.0													
					소 각	0.0	0.0													
					재 활 용	1.8	0.0													
					해역배출	0.0	0.0													
		C	26	발 생 량		114.0	45.5	0.0	2.2	0.3	31.5	0.0	0.0	7.1	0.0	0.0	0.0	0.0	0.0	4.4
				처리방법	매 립	5.2	0.2			0.2										
					소 각	24.1	24.1				22.5			1.6						
					재 활 용	84.7	21.2		2.2	0.1	9.0			5.5						4.4
					해역배출	0.0	0.0													
		C	29	발 생 량		0.1	0.0	0.0	0.0	0.0	0.0	0.0	0.0	0.0	0.0	0.0	0.0	0.0	0.0	0.0
				처리방법	매 립	0.1	0.0													
					소 각	0.0	0.0													
					재 활 용	0.0	0.0													
					해역배출	0.0	0.0													

(단위:톤/일)

구분		업종		발생량 및 처리현황		불 연 성															
시도	시군구	대분류	중분류			소계	광재류	연소재	소각재	분진류	폐주물사 모래류	폐금속류	폐석회 석고류	폐촉매	폐흡착재폐흡수재	유리·도자기편류	무기성오니류				기타
																	폐수처리오니	공정오니	정수처리오니	하수처리오니	
세종	세종시	O		발 생 량		7.6	0.0	0.0	7.6	0.0	0.0	0.0	0.0	0.0	0.0	0.0	0.0	0.0	0.0	0.0	0.0
				처리방법	매 립	7.6	0.0	0.0	7.6	0.0	0.0	0.0	0.0	0.0	0.0	0.0	0.0	0.0	0.0		0.0
					소 각	0.0	0.0	0.0	0.0	0.0	0.0	0.0	0.0	0.0	0.0	0.0	0.0	0.0	0.0	0.0	0.0
					재 활 용	0.0	0.0	0.0	0.0	0.0	0.0	0.0	0.0	0.0	0.0	0.0	0.0	0.0	0.0	0.0	0.0
					해역배출	0.0	0.0	0.0	0.0	0.0	0.0	0.0	0.0	0.0	0.0	0.0	0.0	0.0	0.0	0.0	0.0
경기	합계			발 생 량		6,909.3	152.8	224.8	1,259.2	89.7	917.2	53.8	72.0	4.0	58.4	156.3	2,114.1	617.0	58.6	73.0	1,058.4
				처리방법	매 립	2,716.8	40.6	50.0	997.7	72.7	316.5	0.2	5.6	0.1	9.4	54.0	337.3	203.9	5.4	36.9	586.5
					소 각	177.6	0.0	8.7	108.3	1.3	0.0	0.0	0.0	0.0	2.5	0.4	47.9	3.7	0.0	1.4	3.4
					재 활 용	3,923.0	112.2	166.1	153.2	15.7	600.7	53.6	66.4	3.9	46.5	101.9	1,637.2	409.2	53.2	34.7	468.5
					해역배출	91.9	0.0	0.0	0.0	0.0	0.0	0.0	0.0	0.0	0.0	0.0	91.7	0.2	0.0	0.0	0.0
	수원시	소계		발 생 량		188.6	0.4	0.0	65.7	0.4	3.5	3.2	0.0	0.0	1.0	7.6	7.8	0.3	3.4	0.0	95.3
				처리방법	매 립	51.7	0.0	0.0	3.9	0.2	2.1	0.0	0.0	0.0	0.4	7.4	5.2	0.3	3.4	0.0	28.8
					소 각	0.0	0.0	0.0	0.0	0.0	0.0	0.0	0.0	0.0	0.0	0.0	0.0	0.0	0.0	0.0	0.0
					재 활 용	136.9	0.4	0.0	61.8	0.2	1.4	3.2	0.0	0.0	0.6	0.2	2.6	0.0	0.0	0.0	66.5
					해역배출	0.0	0.0	0.0	0.0	0.0	0.0	0.0	0.0	0.0	0.0	0.0	0.0	0.0	0.0	0.0	0.0
		C	10	발 생 량		0.0	0.0	0.0	0.0	0.0	0.0	0.0	0.0	0.0	0.0	0.0	0.0	0.0	0.0	0.0	0.0
				처리방법	매 립	0.0															
					소 각	0.0															
					재 활 용	0.0															
					해역배출	0.0															
		C	17	발 생 량		0.0	0.0	0.0	0.0	0.0	0.0	0.0	0.0	0.0	0.0	0.0	0.0	0.0	0.0	0.0	0.0
				처리방법	매 립	0.0															
					소 각	0.0															
					재 활 용	0.0															
					해역배출	0.0															
		C	20	발 생 량		3.2	0.0	0.0	0.0	0.0	0.0	0.0	0.0	0.0	0.2	0.0	3.0	0.0	0.0	0.0	0.0
				처리방법	매 립	3.2									0.2		3.0				
					소 각	0.0															
					재 활 용	0.0															
					해역배출	0.0															
		C	22	발 생 량		1.4	0.0	0.0	0.0	0.0	0.0	0.0	0.0	0.0	0.3	0.0	0.0	0.0	0.0	0.0	1.1
				처리방법	매 립	0.0															
					소 각	0.0															
					재 활 용	1.4									0.3						1.1
					해역배출	0.0															
		C	23	발 생 량		4.0	0.0	0.0	0.0	0.0	0.0	0.0	0.0	0.0	0.0	0.0	0.0	0.0	0.0	0.0	4.0
				처리방법	매 립	0.0															
					소 각	0.0															
					재 활 용	4.0															4.0
					해역배출	0.0															
		C	25	발 생 량		3.9	0.4	0.0	0.0	0.0	3.5	0.0	0.0	0.0	0.0	0.0	0.0	0.0	0.0	0.0	0.0
				처리방법	매 립	2.1					2.1										
					소 각	0.0															
					재 활 용	1.8	0.4				1.4										
					해역배출	0.0															
		C	26	발 생 량		68.5	0.0	0.0	13.2	0.2	0.0	0.0	0.0	0.0	0.5	0.5	3.2	0.0	0.0	0.0	50.9
				처리방법	매 립	5.0			3.8						0.2	0.3	0.7				
					소 각	0.0															
					재 활 용	63.5			9.4	0.2					0.3	0.2	2.5				50.9
					해역배출	0.0															
		C	29	발 생 량		0.1	0.0	0.0	0.0	0.0	0.0	0.0	0.0	0.0	0.0	0.0	0.1	0.0	0.0	0.0	0.0
				처리방법	매 립	0.1											0.1				
					소 각	0.0															
					재 활 용	0.0															
					해역배출	0.0															

(단위:톤/일)

지역구분		업종		발생량 및 처리현황		총계	가 연 성														
시도	시군구	대분류	중분류				소계	폐지류	폐목재류	폐합성고분자화합물				유기성오니류				동식물성잔재물	폐식용유	기타
										폐섬유류	폐합성 수지	폐합성 고무	폐피혁	폐수처리오니	공정오니	정수 처리오니	하수 처리오니			
경기	수원시	C	33	발 생 량		0.8	0.8	0.0	0.2	0.0	0.6	0.0	0.0	0.0	0.0	0.0	0.0	0.0	0.0	0.0
				처리방법	매 립	0.0	0.0													
					소 각	0.6	0.6				0.6									
					재 활 용	0.2	0.2		0.2											
					해역배출	0.0	0.0													
		D		발 생 량		27.2	23.5	0.0	0.0	0.0	23.5	0.0	0.0	0.0	0.0	0.0	0.0	0.0	0.0	0.0
				처리방법	매 립	3.7	0.0													
					소 각	3.5	3.5				3.5									
					재 활 용	20.0	20.0				20.0									
					해역배출	0.0	0.0													
		E		발 생 량		389.3	287.0	0.0	0.9	0.0	0.0	0.5	0.0	0.0	0.0	0.0	285.6	0.0	0.0	0.0
				처리방법	매 립	36.2	0.0													
					소 각	2.1	2.1										2.1			
					재 활 용	351.0	284.9		0.9			0.5					283.5			
					해역배출	0.0	0.0													
		H		발 생 량		0.2	0.2	0.0	0.2	0.0	0.0	0.0	0.0	0.0	0.0	0.0	0.0	0.0	0.0	0.0
				처리방법	매 립	0.0	0.0													
					소 각	0.0	0.0													
					재 활 용	0.2	0.2		0.2											
					해역배출	0.0	0.0													
		L		발 생 량		0.4	0.4	0.0	0.0	0.0	0.4	0.0	0.0	0.0	0.0	0.0	0.0	0.0	0.0	0.0
				처리방법	매 립	0.0	0.0													
					소 각	0.4	0.4				0.4									
					재 활 용	0.0	0.0													
					해역배출	0.0	0.0													
		M		발 생 량		0.2	0.2	0.0	0.0	0.0	0.0	0.2	0.0	0.0	0.0	0.0	0.0	0.0	0.0	0.0
				처리방법	매 립	0.0	0.0													
					소 각	0.2	0.2					0.2								
					재 활 용	0.0	0.0													
					해역배출	0.0	0.0													
		N		발 생 량		0.1	0.1	0.0	0.0	0.0	0.0	0.1	0.0	0.0	0.0	0.0	0.0	0.0	0.0	0.0
				처리방법	매 립	0.0	0.0													
					소 각	0.0	0.0													
					재 활 용	0.1	0.1					0.1								
					해역배출	0.0	0.0													
		O		발 생 량		0.5	0.5	0.0	0.0	0.0	0.0	0.5	0.0	0.0	0.0	0.0	0.0	0.0	0.0	0.0
				처리방법	매 립	0.0	0.0													
					소 각	0.5	0.5					0.5								
					재 활 용	0.0	0.0													
					해역배출	0.0	0.0													
		P		발 생 량		2.0	0.9	0.0	0.0	0.0	0.0	0.9	0.0	0.0	0.0	0.0	0.0	0.0	0.0	0.0
				처리방법	매 립	1.1	0.0													
					소 각	0.9	0.9					0.9								
					재 활 용	0.0	0.0													
					해역배출	0.0	0.0													
		Q		발 생 량		0.3	0.0	0.0	0.0	0.0	0.0	0.0	0.0	0.0	0.0	0.0	0.0	0.0	0.0	0.0
				처리방법	매 립	0.2	0.0													
					소 각	0.0	0.0													
					재 활 용	0.1	0.0													
					해역배출	0.0	0.0													
		S		발 생 량		0.1	0.0	0.0	0.0	0.0	0.0	0.0	0.0	0.0	0.0	0.0	0.0	0.0	0.0	0.0
				처리방법	매 립	0.1	0.0													
					소 각	0.0	0.0													
					재 활 용	0.0	0.0													
					해역배출	0.0	0.0													

(단위:톤/일)

구분		업종		발생량 및 처리현황		불 연 성															
시도	시군구	대분류	중분류			소계	광재류	연소재	소각재	분진류	폐주물사 모래류	폐금속류	폐석회 석고류	폐촉매	폐흡착재폐흡수재	유리·도자기편류	무기성오니류				기타
																	폐수처리오니	공정오니	정수처리오니	하수처리오니	
경기	수원시	C	33	발 생 량		0.0	0.0	0.0	0.0	0.0	0.0	0.0	0.0	0.0	0.0	0.0	0.0	0.0	0.0	0.0	0.0
				처리방법	매 립	0.0															
					소 각	0.0															
					재 활 용	0.0															
					해역배출	0.0															
		D		발 생 량		3.7	0.0	0.0	0.0	0.2	0.0	0.0	0.0	0.0	0.0	0.0	0.1	0.0	3.4	0.0	0.0
				처리방법	매 립	3.7				0.2							0.1		3.4		
					소 각	0.0															
					재 활 용	0.0															
					해역배출	0.0															
		E		발 생 량		102.3	0.0	0.0	52.4	0.0	0.0	3.2	0.0	0.0	0.0	7.1	0.0	0.3	0.0	0.0	39.3
				처리방법	매 립	36.2										7.1		0.3			28.8
					소 각	0.0															
					재 활 용	66.1			52.4			3.2									10.5
					해역배출	0.0															
		H		발 생 량		0.0	0.0	0.0	0.0	0.0	0.0	0.0	0.0	0.0	0.0	0.0	0.0	0.0	0.0	0.0	0.0
				처리방법	매 립	0.0															
					소 각	0.0															
					재 활 용	0.0															
					해역배출	0.0															
		L		발 생 량		0.0	0.0	0.0	0.0	0.0	0.0	0.0	0.0	0.0	0.0	0.0	0.0	0.0	0.0	0.0	0.0
				처리방법	매 립	0.0															
					소 각	0.0															
					재 활 용	0.0															
					해역배출	0.0															
		M		발 생 량		0.0	0.0	0.0	0.0	0.0	0.0	0.0	0.0	0.0	0.0	0.0	0.0	0.0	0.0	0.0	0.0
				처리방법	매 립	0.0															
					소 각	0.0															
					재 활 용	0.0															
					해역배출	0.0															
		N		발 생 량		0.0	0.0	0.0	0.0	0.0	0.0	0.0	0.0	0.0	0.0	0.0	0.0	0.0	0.0	0.0	0.0
				처리방법	매 립	0.0															
					소 각	0.0															
					재 활 용	0.0															
					해역배출	0.0															
		O		발 생 량		0.0	0.0	0.0	0.0	0.0	0.0	0.0	0.0	0.0	0.0	0.0	0.0	0.0	0.0	0.0	0.0
				처리방법	매 립	0.0															
					소 각	0.0															
					재 활 용	0.0															
					해역배출	0.0															
		P		발 생 량		1.1	0.0	0.0	0.0	0.0	0.0	0.0	0.0	0.0	0.0	0.0	1.1	0.0	0.0	0.0	0.0
				처리방법	매 립	1.1											1.1				
					소 각	0.0															
					재 활 용	0.0															
					해역배출	0.0															
		Q		발 생 량		0.3	0.0	0.0	0.1	0.0	0.0	0.0	0.0	0.0	0.0	0.0	0.2	0.0	0.0	0.0	0.0
				처리방법	매 립	0.2			0.1								0.1				
					소 각	0.0															
					재 활 용	0.1											0.1				
					해역배출	0.0															
		S		발 생 량		0.1	0.0	0.0	0.0	0.0	0.0	0.0	0.0	0.0	0.0	0.0	0.1	0.0	0.0	0.0	0.0
				처리방법	매 립	0.1											0.1				
					소 각	0.0															
					재 활 용	0.0															
					해역배출	0.0															

(단위:톤/일)

지역구분		업종		발생량 및 처리현황		총계	가 연 성													
시도	시군구	대분류	중분류				소계	폐지류	폐목재류	폐합성고분자화합물				유기성오니류				동식물성잔재물	폐식용유	기타
										폐섬유류	폐합성 수지	폐합성 고무	폐피혁	폐수처리오니	공정오니	정수 처리오니	하수 처리오니			
경기	성남시	소계		발생량		395.1	285.0	0.0	0.0	0.0	17.1	0.3	0.0	10.9	0.4	0.0	224.5	31.2	0.5	0.1
				처리방법	매 립	117.9	46.9	0.0	0.0	0.0	0.4	0.0	0.0	0.1	0.0	0.0	46.4	0.0	0.0	0.0
					소 각	163.3	163.3	0.0	0.0	0.0	10.8	0.0	0.0	0.3	0.0	0.0	152.2	0.0	0.0	0.0
					재 활 용	104.8	65.7	0.0	0.0	0.0	5.9	0.3	0.0	1.4	0.4	0.0	25.9	31.2	0.5	0.1
					해역배출	9.1	9.1	0.0	0.0	0.0	0.0	0.0	0.0	9.1	0.0	0.0	0.0	0.0	0.0	0.0
		C	10	발생량		79.6	60.1	0.0	0.0	0.0	17.1	0.3	0.0	10.9	0.0	0.0	0.0	31.2	0.5	0.1
				처리방법	매 립	0.7	0.5				0.4			0.1						
					소 각	11.1	11.1				10.8			0.3						
					재 활 용	58.7	39.4				5.9	0.3		1.4				31.2	0.5	0.1
					해역배출	9.1	9.1							9.1						
		D		발생량		19.8	0.0	0.0	0.0	0.0	0.0	0.0	0.0	0.0	0.0	0.0	0.0	0.0	0.0	0.0
				처리방법	매 립	0.0	0.0													
					소 각	0.0	0.0													
					재 활 용	19.8	0.0													
					해역배출	0.0	0.0													
		E		발생량		295.7	224.9	0.0	0.0	0.0	0.0	0.0	0.0	0.0	0.4	0.0	224.5	0.0	0.0	0.0
				처리방법	매 립	117.2	46.4										46.4			
					소 각	152.2	152.2										152.2			
					재 활 용	26.3	26.3								0.4		25.9			
					해역배출	0.0	0.0													
	의정부시	소계		발생량		140.8	90.2	0.0	0.0	0.0	8.7	0.0	0.0	5.6	1.4	0.0	74.5	0.0	0.0	0.0
				처리방법	매 립	112.5	71.7	0.0	0.0	0.0	0.1	0.0	0.0	4.9	0.5	0.0	66.2	0.0	0.0	0.0
					소 각	8.6	8.6	0.0	0.0	0.0	8.6	0.0	0.0	0.0	0.0	0.0	0.0	0.0	0.0	0.0
					재 활 용	19.7	9.9	0.0	0.0	0.0	0.0	0.0	0.0	0.7	0.9	0.0	8.3	0.0	0.0	0.0
					해역배출	0.0	0.0	0.0	0.0	0.0	0.0	0.0	0.0	0.0	0.0	0.0	0.0	0.0	0.0	0.0
		C	23	발생량		0.1	0.1	0.0	0.0	0.0	0.1	0.0	0.0	0.0	0.0	0.0	0.0	0.0	0.0	0.0
				처리방법	매 립	0.0	0.0													
					소 각	0.1	0.1				0.1									
					재 활 용	0.0	0.0													
					해역배출	0.0	0.0													
		E		발생량		139.9	90.1	0.0	0.0	0.0	8.6	0.0	0.0	5.6	1.4	0.0	74.5	0.0	0.0	0.0
				처리방법	매 립	111.7	71.7				0.1			4.9	0.5		66.2			
					소 각	8.5	8.5				8.5									
					재 활 용	19.7	9.9							0.7	0.9		8.3			
					해역배출	0.0	0.0													
		F		발생량		0.8	0.0	0.0	0.0	0.0	0.0	0.0	0.0	0.0	0.0	0.0	0.0	0.0	0.0	0.0
				처리방법	매 립	0.8	0.0													
					소 각	0.0	0.0													
					재 활 용	0.0	0.0													
					해역배출	0.0	0.0													
	안양시	소계		발생량		322.7	312.2	0.0	2.1	0.8	12.6	0.0	0.0	19.6	5.4	2.6	217.3	15.2	1.4	35.2
				처리방법	매 립	154.0	151.5	0.0	0.0	0.6	0.0	0.0	0.0	0.8	0.0	0.0	114.9	0.0	0.0	35.2
					소 각	9.5	9.5	0.0	0.0	0.2	7.3	0.0	0.0	0.1	0.0	0.0	0.0	1.9	0.0	0.0
					재 활 용	140.7	132.7	0.0	2.1	0.0	5.3	0.0	0.0	0.2	5.4	2.6	102.4	13.3	1.4	0.0
					해역배출	18.5	18.5	0.0	0.0	0.0	0.0	0.0	0.0	18.5	0.0	0.0	0.0	0.0	0.0	0.0
		C	10	발생량		36.6	35.5	0.0	0.0	0.0	1.2	0.0	0.0	17.7	0.0	0.0	0.0	15.2	1.4	0.0
				처리방법	매 립	0.1	0.0													
					소 각	3.1	3.1				1.2							1.9		
					재 활 용	15.7	14.7											13.3	1.4	
					해역배출	17.7	17.7							17.7						
		C	13	발생량		3.5	3.5	0.0	0.0	0.5	2.2	0.0	0.0	0.8	0.0	0.0	0.0	0.0	0.0	0.0
				처리방법	매 립	0.5	0.5			0.5										
					소 각	0.5	0.5				0.5									
					재 활 용	1.7	1.7				1.7									
					해역배출	0.8	0.8							0.8						

(단위:톤/일)

구분		업종		발생량 및 처리현황	불 연 성															
																무기성오니류				
시도	시군구	대분류	중분류		소계	광재류	연소재	소각재	분진류	폐주물사 모래류	폐금속류	폐석회 석고류	폐촉매	폐흡착재폐흡수재	유리·도자기편류	폐수처리오니	공정오니	정수처리오니	하수처리오니	기타
경기	성남시	소계		발 생 량	110.1	18.7	0.0	58.8	0.0	0.0	0.0	0.0	0.0	0.4	0.0	0.4	11.6	19.8	0.4	0.0
				처리방법 매 립	71.0	0.0	0.0	58.8	0.0	0.0	0.0	0.0	0.0	0.0	0.0	0.2	11.6	0.0	0.4	0.0
				처리방법 소 각	0.0	0.0	0.0	0.0	0.0	0.0	0.0	0.0	0.0	0.0	0.0	0.0	0.0	0.0	0.0	0.0
				처리방법 재 활 용	39.1	18.7	0.0	0.0	0.0	0.0	0.0	0.0	0.0	0.4	0.0	0.2	0.0	19.8	0.0	0.0
				처리방법 해역배출	0.0	0.0	0.0	0.0	0.0	0.0	0.0	0.0	0.0	0.0	0.0	0.0	0.0	0.0	0.0	0.0
		C	10	발 생 량	19.5	18.7	0.0	0.0	0.0	0.0	0.0	0.0	0.0	0.4	0.0	0.4	0.0	0.0	0.0	0.0
				처리방법 매 립	0.2											0.2				
				처리방법 소 각	0.0															
				처리방법 재 활 용	19.3	18.7								0.4		0.2				
				처리방법 해역배출	0.0															
		D		발 생 량	19.8	0.0	0.0	0.0	0.0	0.0	0.0	0.0	0.0	0.0	0.0	0.0	0.0	19.8	0.0	0.0
				처리방법 매 립	0.0															
				처리방법 소 각	0.0															
				처리방법 재 활 용	19.8													19.8		
				처리방법 해역배출	0.0															
		E		발 생 량	70.8	0.0	0.0	58.8	0.0	0.0	0.0	0.0	0.0	0.0	0.0	0.0	11.6	0.0	0.4	0.0
				처리방법 매 립	70.8			58.8									11.6		0.4	
				처리방법 소 각	0.0															
				처리방법 재 활 용	0.0															
				처리방법 해역배출	0.0															
	의정부시	소계		발 생 량	50.6	0.0	9.2	18.2	0.0	0.0	0.0	0.0	0.0	0.0	0.0	0.1	0.7	0.0	0.0	22.4
				처리방법 매 립	40.8	0.0	9.2	18.2	0.0	0.0	0.0	0.0	0.0	0.0	0.0	0.1	0.7	0.0	0.0	12.6
				처리방법 소 각	0.0	0.0	0.0	0.0	0.0	0.0	0.0	0.0	0.0	0.0	0.0	0.0	0.0	0.0	0.0	0.0
				처리방법 재 활 용	9.8	0.0	0.0	0.0	0.0	0.0	0.0	0.0	0.0	0.0	0.0	0.0	0.0	0.0	0.0	9.8
				처리방법 해역배출	0.0	0.0	0.0	0.0	0.0	0.0	0.0	0.0	0.0	0.0	0.0	0.0	0.0	0.0	0.0	0.0
		C	23	발 생 량	0.0	0.0	0.0	0.0	0.0	0.0	0.0	0.0	0.0	0.0	0.0	0.0	0.0	0.0	0.0	0.0
				처리방법 매 립	0.0															
				처리방법 소 각	0.0															
				처리방법 재 활 용	0.0															
				처리방법 해역배출	0.0															
		E		발 생 량	49.8	0.0	9.2	18.2	0.0	0.0	0.0	0.0	0.0	0.0	0.0	0.0	0.0	0.0	0.0	22.4
				처리방법 매 립	40.0		9.2	18.2												12.6
				처리방법 소 각	0.0															
				처리방법 재 활 용	9.8															9.8
				처리방법 해역배출	0.0															
		F		발 생 량	0.8	0.0	0.0	0.0	0.0	0.0	0.0	0.0	0.0	0.0	0.0	0.1	0.7	0.0	0.0	0.0
				처리방법 매 립	0.8											0.1	0.7			
				처리방법 소 각	0.0															
				처리방법 재 활 용	0.0															
				처리방법 해역배출	0.0															
	안양시	소계		발 생 량	10.5	0.0	0.1	6.7	0.1	0.1	0.0	0.0	0.0	1.2	1.0	1.2	0.1	0.0	0.0	0.0
				처리방법 매 립	2.5	0.0	0.1	0.1	0.1	0.1	0.0	0.0	0.0	0.1	1.0	1.0	0.0	0.0	0.0	0.0
				처리방법 소 각	0.0	0.0	0.0	0.0	0.0	0.0	0.0	0.0	0.0	0.0	0.0	0.0	0.0	0.0	0.0	0.0
				처리방법 재 활 용	8.0	0.0	0.0	6.6	0.0	0.0	0.0	0.0	0.0	1.1	0.0	0.2	0.1	0.0	0.0	0.0
				처리방법 해역배출	0.0	0.0	0.0	0.0	0.0	0.0	0.0	0.0	0.0	0.0	0.0	0.0	0.0	0.0	0.0	0.0
		C	10	발 생 량	1.1	0.0	0.0	0.0	0.0	0.0	0.0	0.0	0.0	1.1	0.0	0.0	0.0	0.0	0.0	0.0
				처리방법 매 립	0.1									0.1						
				처리방법 소 각	0.0															
				처리방법 재 활 용	1.0									1.0						
				처리방법 해역배출	0.0															
		C	13	발 생 량	0.0	0.0	0.0	0.0	0.0	0.0	0.0	0.0	0.0	0.0	0.0	0.0	0.0	0.0	0.0	0.0
				처리방법 매 립	0.0															
				처리방법 소 각	0.0															
				처리방법 재 활 용	0.0															
				처리방법 해역배출	0.0															

(단위:톤/일)

지역구분		업종		발생량 및 처리현황		총계	가 연 성														
시도	시군구	대분류	중분류				소계	폐지류	폐목재류	폐합성고분자화합물				유기성오니류				동식물성잔재물	폐식용유	기타
										폐섬유류	폐합성 수지	폐합성 고무	폐피혁	폐수처리오니	공정오니	정수 처리오니	하수 처리오니			
경기	안양시	C	19	발 생 량		17.2	17.1	0.0	0.0	0.0	0.0	0.0	0.0	0.0	0.0	0.0	0.0	0.0	0.0	17.1
				처리방법	매 립	17.2	17.1													17.1
					소 각	0.0	0.0													
					재 활 용	0.0	0.0													
					해역배출	0.0	0.0													
		C	23	발 생 량		0.1	0.0	0.0	0.0	0.0	0.0	0.0	0.0	0.0	0.0	0.0	0.0	0.0	0.0	0.0
				처리방법	매 립	0.1	0.0													
					소 각	0.0	0.0													
					재 활 용	0.0	0.0													
					해역배출	0.0	0.0													
		C	33	발 생 량		5.5	4.2	0.0	0.1	0.3	2.9	0.0	0.0	0.9	0.0	0.0	0.0	0.0	0.0	0.0
				처리방법	매 립	1.8	0.8			0.1				0.7						
					소 각	2.0	2.0			0.2	1.7			0.1						
					재 활 용	1.7	1.4		0.1		1.2			0.1						
					해역배출	0.0	0.0													
		D		발 생 량		0.1	0.0	0.0	0.0	0.0	0.0	0.0	0.0	0.0	0.0	0.0	0.0	0.0	0.0	0.0
				처리방법	매 립	0.1	0.0													
					소 각	0.0	0.0													
					재 활 용	0.0	0.0													
					해역배출	0.0	0.0													
		E		발 생 량		26.1	26.0	0.0	0.2	0.0	5.9	0.0	0.0	0.1	5.4	0.0	0.0	0.0	0.0	14.4
				처리방법	매 립	14.4	14.4													14.4
					소 각	3.5	3.5				3.5									
					재 활 용	8.2	8.1		0.2		2.4			0.1	5.4					
					해역배출	0.0	0.0													
		O		발 생 량		233.6	225.9	0.0	1.8	0.0	0.4	0.0	0.0	0.1	0.0	2.6	217.3	0.0	0.0	3.7
				처리방법	매 립	119.8	118.7							0.1			114.9			3.7
					소 각	0.4	0.4				0.4									
					재 활 용	113.4	106.8		1.8							2.6	102.4			
					해역배출	0.0	0.0													
	부천시	소계		발 생 량		359.6	306.9	0.0	0.3	0.1	10.1	0.0	0.0	2.5	1.3	0.0	265.4	27.2	0.0	0.0
				처리방법	매 립	49.9	29.7	0.0	0.0	0.0	0.0	0.0	0.0	2.5	0.0	0.0	0.0	27.2	0.0	0.0
					소 각	278.1	276.6	0.0	0.0	0.1	9.8	0.0	0.0	0.0	1.3	0.0	265.4	0.0	0.0	0.0
					재 활 용	31.6	0.6	0.0	0.3	0.0	0.3	0.0	0.0	0.0	0.0	0.0	0.0	0.0	0.0	0.0
					해역배출	0.0	0.0	0.0	0.0	0.0	0.0	0.0	0.0	0.0	0.0	0.0	0.0	0.0	0.0	0.0
		A		발 생 량		359.6	306.9	0.0	0.3	0.1	10.1	0.0	0.0	2.5	1.3	0.0	265.4	27.2	0.0	0.0
				처리방법	매 립	49.9	29.7							2.5				27.2		
					소 각	278.1	276.6			0.1	9.8				1.3		265.4	0.0		0.0
					재 활 용	31.6	0.6		0.3		0.3									
					해역배출	0.0	0.0													
	광명시	소계		발 생 량		54.0	4.4	0.0	0.1	0.0	0.0	0.0	0.0	4.3	0.0	0.0	0.0	0.0	0.0	0.0
				처리방법	매 립	0.1	0.0	0.0	0.0	0.0	0.0	0.0	0.0	0.0	0.0	0.0	0.0	0.0	0.0	0.0
					소 각	30.0	0.0	0.0	0.0	0.0	0.0	0.0	0.0	0.0	0.0	0.0	0.0	0.0	0.0	0.0
					재 활 용	22.8	3.3	0.0	0.1	0.0	0.0	0.0	0.0	3.2	0.0	0.0	0.0	0.0	0.0	0.0
					해역배출	1.1	1.1	0.0	0.0	0.0	0.0	0.0	0.0	1.1	0.0	0.0	0.0	0.0	0.0	0.0
		B		발 생 량		1.5	0.0	0.0	0.0	0.0	0.0	0.0	0.0	0.0	0.0	0.0	0.0	0.0	0.0	0.0
				처리방법	매 립	0.0	0.0													
					소 각	0.0	0.0													
					재 활 용	1.5	0.0													
					해역배출	0.0	0.0													
		E		발 생 량		52.5	4.4	0.0	0.1	0.0	0.0	0.0	0.0	4.3	0.0	0.0	0.0	0.0	0.0	0.0
				처리방법	매 립	0.1	0.0													
					소 각	30.0	0.0													
					재 활 용	21.3	3.3		0.1					3.2						
					해역배출	1.1	1.1							1.1						

(단위:톤/일)

구분		업종		발생량 및 처리현황		불 연 성															
시도	시군구	대분류	중분류			소계	광재류	연소재	소각재	분진류	폐주물사 모래류	폐금속류	폐석회 석고류	폐촉매	폐흡착재폐흡수재	유리·도자기편류	무기성오니류				기타
																	폐수처리오니	공정오니	정수처리오니	하수처리오니	
경기	안양시	C	19	발 생 량		0.1	0.0	0.1	0.0	0.0	0.0	0.0	0.0	0.0	0.0	0.0	0.0	0.0	0.0	0.0	0.0
				처리방법	매 립	0.1		0.1													
					소 각	0.0															
					재 활 용	0.0															
					해역배출	0.0															
		C	23	발 생 량		0.1	0.0	0.0	0.0	0.0	0.1	0.0	0.0	0.0	0.0	0.0	0.0	0.0	0.0	0.0	0.0
				처리방법	매 립	0.1					0.1										
					소 각	0.0															
					재 활 용	0.0															
					해역배출	0.0															
		C	33	발 생 량		1.3	0.0	0.0	0.0	0.0	0.0	0.0	0.0	0.0	0.1	0.0	1.2	0.0	0.0	0.0	0.0
				처리방법	매 립	1.0											1.0				
					소 각	0.0															
					재 활 용	0.3									0.1		0.2				
					해역배출	0.0															
		D		발 생 량		0.1	0.0	0.0	0.0	0.1	0.0	0.0	0.0	0.0	0.0	0.0	0.0	0.0	0.0	0.0	0.0
				처리방법	매 립	0.1				0.1											
					소 각	0.0															
					재 활 용	0.0															
					해역배출	0.0															
		E		발 생 량		0.1	0.0	0.0	0.0	0.0	0.0	0.0	0.0	0.0	0.0	0.0	0.0	0.1	0.0	0.0	0.0
				처리방법	매 립	0.0															
					소 각	0.0											0.0				
					재 활 용	0.1												0.1			
					해역배출	0.0															
		O		발 생 량		7.7	0.0	0.0	6.7	0.0	0.0	0.0	0.0	0.0	0.0	1.0	0.0	0.0	0.0	0.0	0.0
				처리방법	매 립	1.1			0.1							1.0					
					소 각	0.0															
					재 활 용	6.6			6.6												
					해역배출	0.0															
	부천시	소계		발 생 량		52.7	1.0	0.0	0.0	0.0	0.2	0.3	0.0	0.0	0.0	13.0	22.1	2.6	0.0	0.0	13.5
				처리방법	매 립	20.2	0.2	0.0	0.0	0.0	0.0	0.0	0.0	0.0	0.0	0.0	6.9	0.1	0.0	0.0	13.0
					소 각	1.5	0.0	0.0	0.0	0.0	0.0	0.0	0.0	0.0	0.0	0.0	1.5	0.0	0.0	0.0	0.0
					재 활 용	31.0	0.8	0.0	0.0	0.0	0.2	0.3	0.0	0.0	0.0	13.0	13.7	2.5	0.0	0.0	0.5
					해역배출	0.0	0.0	0.0	0.0	0.0	0.0	0.0	0.0	0.0	0.0	0.0	0.0	0.0	0.0	0.0	0.0
		A		발 생 량		52.7	1.0	0.0	0.0	0.0	0.2	0.3	0.0	0.0	0.0	13.0	22.1	2.6	0.0	0.0	13.5
				처리방법	매 립	20.2	0.2										6.9	0.1			13.0
					소 각	1.5											1.5				
					재 활 용	31.0	0.8				0.2	0.3				13.0	13.7	2.5			0.5
					해역배출	0.0															
	광명시	소계		발 생 량		49.6	3.0	0.0	30.0	0.0	0.0	16.5	0.0	0.0	0.0	0.1	0.0	0.0	0.0	0.0	0.0
				처리방법	매 립	0.1	0.0	0.0	0.0	0.0	0.0	0.0	0.0	0.0	0.0	0.1	0.0	0.0	0.0	0.0	0.0
					소 각	30.0	0.0	0.0	30.0	0.0	0.0	0.0	0.0	0.0	0.0	0.0	0.0	0.0	0.0	0.0	0.0
					재 활 용	19.5	3.0	0.0	0.0	0.0	0.0	16.5	0.0	0.0	0.0	0.0	0.0	0.0	0.0	0.0	0.0
					해역배출	0.0	0.0	0.0	0.0	0.0	0.0	0.0	0.0	0.0	0.0	0.0	0.0	0.0	0.0	0.0	0.0
		B		발 생 량		1.5	1.5	0.0	0.0	0.0	0.0	0.0	0.0	0.0	0.0	0.0	0.0	0.0	0.0	0.0	0.0
				처리방법	매 립	0.0															
					소 각	0.0															
					재 활 용	1.5	1.5														
					해역배출	0.0															
		E		발 생 량		48.1	1.5	0.0	30.0	0.0	0.0	16.5	0.0	0.0	0.0	0.1	0.0	0.0	0.0	0.0	0.0
				처리방법	매 립	0.1										0.1					
					소 각	30.0			30.0												
					재 활 용	18.0	1.5					16.5									
					해역배출	0.0															

(단위:톤/일)

지역구분		업종		발생량 및 처리현황		총계	가 연 성													
시도	시군구	대분류	중분류				소계	폐지류	폐목재류	폐합성고분자화합물				유기성오니류				동식물성잔재물	폐식용유	기타
										폐섬유류	폐합성 수지	폐합성 고무	폐피혁	폐수처리오니	공정오니	정수 처리오니	하수 처리오니			
경기	평택시	소계		발 생 량		1,206.4	838.8	1.7	21.5	2.7	470.0	0.9	0.0	211.4	1.1	0.0	70.8	40.7	0.5	17.5
				처리방법	매 립	129.4	14.6	0.0	0.0	0.0	0.6	0.0	0.0	2.2	0.1	0.0	8.2	0.0	0.0	3.5
					소 각	174.3	171.1	1.7	1.5	2.2	161.8	0.0	0.0	1.1	0.3	0.0	0.0	0.1	0.0	2.4
					재 활 용	828.4	579.4	0.0	20.0	0.5	307.6	0.9	0.0	134.4	0.7	0.0	62.6	40.6	0.5	11.6
					해역배출	74.3	73.7	0.0	0.0	0.0	0.0	0.0	0.0	73.7	0.0	0.0	0.0	0.0	0.0	0.0
		A		발 생 량		0.9	0.9	0.0	0.0	0.0	0.0	0.0	0.0	0.0	0.0	0.0	0.0	0.9	0.0	0.0
				처리방법	매 립	0.0	0.0													
					소 각	0.0	0.0													
					재 활 용	0.9	0.9											0.9		
					해역배출	0.0	0.0													
		C	10	발 생 량		77.9	70.1	0.0	0.0	0.0	6.0	0.0	0.0	22.8	0.0	0.0	0.0	32.4	0.4	8.5
				처리방법	매 립	5.1	1.9													1.9
					소 각	2.6	2.6				2.6									
					재 활 용	55.5	50.9				3.4			8.1				32.4	0.4	6.6
					해역배출	14.7	14.7							14.7						
		C	11	발 생 량		3.4	3.3	0.0	0.0	0.0	0.5	0.0	0.0	2.1	0.5	0.0	0.0	0.2	0.0	0.0
				처리방법	매 립	1.1	1.1							1.1						
					소 각	0.4	0.4				0.3				0.1					
					재 활 용	1.1	1.0				0.2			0.2	0.4			0.2		
					해역배출	0.8	0.8							0.8						
		C	14	발 생 량		0.1	0.1	0.0	0.0	0.0	0.1	0.0	0.0	0.0	0.0	0.0	0.0	0.0	0.0	0.0
				처리방법	매 립	0.0	0.0													
					소 각	0.0	0.0													
					재 활 용	0.1	0.1				0.1									
					해역배출	0.0	0.0													
		C	16	발 생 량		1.1	1.1	0.0	0.9	0.0	0.2	0.0	0.0	0.0	0.0	0.0	0.0	0.0	0.0	0.0
				처리방법	매 립	0.0	0.0													
					소 각	0.0	0.0													
					재 활 용	1.1	1.1		0.9		0.2									
					해역배출	0.0	0.0													
		C	17	발 생 량		293.6	231.4	1.7	0.4	2.2	44.5	0.0	0.0	182.3	0.3	0.0	0.0	0.0	0.0	0.0
				처리방법	매 립	50.1	0.0													
					소 각	47.6	47.6	1.7	0.4	2.2	43.3									
					재 활 용	139.6	127.5				1.2			126.0	0.3					
					해역배출	56.3	56.3							56.3						
		C	18	발 생 량		1.0	0.9	0.0	0.0	0.0	0.9	0.0	0.0	0.0	0.0	0.0	0.0	0.0	0.0	0.0
				처리방법	매 립	0.0	0.0													
					소 각	0.0	0.0													
					재 활 용	1.0	0.9				0.9									
					해역배출	0.0	0.0													
		C	19	발 생 량		0.9	0.6	0.0	0.0	0.0	0.6	0.0	0.0	0.0	0.0	0.0	0.0	0.0	0.0	0.0
				처리방법	매 립	0.3	0.0													
					소 각	0.2	0.2				0.2									
					재 활 용	0.4	0.4				0.4									
					해역배출	0.0	0.0													
		C	20	발 생 량		2.0	1.2	0.0	0.0	0.0	1.2	0.0	0.0	0.0	0.0	0.0	0.0	0.0	0.0	0.0
				처리방법	매 립	0.1	0.0													
					소 각	0.8	0.8				0.8									
					재 활 용	1.1	0.4				0.4									
					해역배출	0.0	0.0													
		C	21	발 생 량		0.7	0.4	0.0	0.0	0.0	0.3	0.0	0.0	0.1	0.0	0.0	0.0	0.0	0.0	0.0
				처리방법	매 립	0.0	0.0													
					소 각	0.6	0.3				0.2			0.1						
					재 활 용	0.1	0.1				0.1									
					해역배출	0.0	0.0													

(단위:톤/일)

구분		업종		발생량 및 처리현황		불 연 성																
시도	시군구	대분류	중분류			소계	광재류	연소재	소각재	분진류	폐주물사 모래류	폐금속류	폐석회 석고류	폐촉매	폐흡착재폐흡수재	유리·도자기편류	무기성오니류				기타
																	폐수처리오니	공정오니	정수처리오니	하수처리오니	
경기	평택시	소계		발 생 량		367.6	0.4	0.8	41.1	3.6	191.9	0.2	11.9	0.8	10.0	10.8	28.5	22.2	1.3	0.0	44.1
				처리방법	매 립	114.8	0.2	0.0	41.1	3.4	12.9	0.0	0.1	0.0	3.5	1.8	12.5	8.6	0.6	0.0	30.1
					소 각	3.2	0.0	0.0	0.0	0.0	0.0	0.0	0.0	0.0	0.2	0.0	1.0	1.0	0.0	0.0	1.0
					재 활 용	249.0	0.2	0.8	0.0	0.2	179.0	0.2	11.8	0.8	6.3	9.0	14.4	12.6	0.7	0.0	13.0
					해역배출	0.6	0.0	0.0	0.0	0.0	0.0	0.0	0.0	0.0	0.0	0.0	0.6	0.0	0.0	0.0	0.0
		A		발 생 량		0.0	0.0	0.0	0.0	0.0	0.0	0.0	0.0	0.0	0.0	0.0	0.0	0.0	0.0	0.0	0.0
				처리방법	매 립	0.0															
					소 각	0.0															
					재 활 용	0.0															
					해역배출	0.0															
		C	10	발 생 량		7.8	0.0	0.0	0.0	0.0	0.0	0.1	0.0	0.0	6.7	0.0	0.5	0.0	0.0	0.0	0.5
				처리방법	매 립	3.2									2.7		0.5				
					소 각	0.0															
					재 활 용	4.6						0.1			4.0						0.5
					해역배출	0.0															
		C	11	발 생 량		0.1	0.0	0.0	0.0	0.0	0.0	0.0	0.0	0.0	0.0	0.1	0.0	0.0	0.0	0.0	0.0
				처리방법	매 립	0.0															
					소 각	0.0															
					재 활 용	0.1										0.1					
					해역배출	0.0															
		C	14	발 생 량		0.0	0.0	0.0	0.0	0.0	0.0	0.0	0.0	0.0	0.0	0.0	0.0	0.0	0.0	0.0	0.0
				처리방법	매 립	0.0															
					소 각	0.0															
					재 활 용	0.0															
					해역배출	0.0															
		C	16	발 생 량		0.0	0.0	0.0	0.0	0.0	0.0	0.0	0.0	0.0	0.0	0.0	0.0	0.0	0.0	0.0	0.0
				처리방법	매 립	0.0															
					소 각	0.0															
					재 활 용	0.0															
					해역배출	0.0															
		C	17	발 생 량		62.2	0.0	0.0	39.5	2.0	8.3	0.0	11.8	0.0	0.0	0.0	0.4	0.2	0.0	0.0	0.0
				처리방법	매 립	50.1			39.5	2.0	8.3						0.1	0.2			
					소 각	0.0															
					재 활 용	12.1							11.8				0.3				
					해역배출	0.0															
		C	18	발 생 량		0.1	0.0	0.0	0.0	0.0	0.0	0.1	0.0	0.0	0.0	0.0	0.0	0.0	0.0	0.0	0.0
				처리방법	매 립	0.0															
					소 각	0.0															
					재 활 용	0.1						0.1									
					해역배출	0.0															
		C	19	발 생 량		0.3	0.0	0.0	0.0	0.0	0.0	0.0	0.0	0.0	0.0	0.0	0.0	0.3	0.0	0.0	0.0
				처리방법	매 립	0.3												0.3			
					소 각	0.0															
					재 활 용	0.0															
					해역배출	0.0															
		C	20	발 생 량		0.8	0.0	0.0	0.0	0.0	0.0	0.0	0.0	0.0	0.4	0.0	0.3	0.1	0.0	0.0	0.0
				처리방법	매 립	0.1												0.1			
					소 각	0.0															
					재 활 용	0.7									0.4		0.3				
					해역배출	0.0															
		C	21	발 생 량		0.3	0.0	0.0	0.0	0.0	0.0	0.0	0.0	0.0	0.0	0.0	0.0	0.0	0.0	0.0	0.3
				처리방법	매 립	0.0															
					소 각	0.3															0.3
					재 활 용	0.0															
					해역배출	0.0															

(단위:톤/일)

지역구분		업종		발생량 및 처리현황		총계	가 연 성														
시도	시군구	대분류	중분류				소계	폐지류	폐목재류	폐합성고분자화합물				유기성오니류				동식물성잔재물	폐식용유	기타
										폐섬유류	폐합성 수지	폐합성 고무	폐피혁	폐수처리오니	공정오니	정수 처리오니	하수 처리오니			
경기	평택시	C	22	발 생 량		7.0	7.0	0.0	0.0	0.0	6.4	0.0	0.0	0.6	0.0	0.0	0.0	0.0	0.0	0.0
				처리방법	매 립	0.6	0.6							0.6						
					소 각	0.6	0.6				0.6									
					재 활 용	5.8	5.8				5.8									
					해역배출	0.0	0.0													
		C	23	발 생 량		183.1	1.9	0.0	0.0	0.0	1.1	0.8	0.0	0.0	0.0	0.0	0.0	0.0	0.0	0.0
				처리방법	매 립	0.2	0.0													
					소 각	0.6	0.6				0.6									
					재 활 용	182.3	1.3				0.5	0.8								
					해역배출	0.0	0.0													
		C	24	발 생 량		68.2	64.4	0.0	0.0	0.0	64.4	0.0	0.0	0.0	0.0	0.0	0.0	0.0	0.0	0.0
				처리방법	매 립	3.3	0.0													
					소 각	41.9	41.9				41.9									
					재 활 용	23.0	22.5				22.5									
					해역배출	0.0	0.0													
		C	25	발 생 량		14.9	3.9	0.0	0.0	0.0	3.3	0.0	0.0	0.6	0.0	0.0	0.0	0.0	0.0	0.0
				처리방법	매 립	4.9	0.1				0.1									
					소 각	1.5	1.5				0.9			0.6						
					재 활 용	8.5	2.3				2.3									
					해역배출	0.0	0.0													
		C	26	발 생 량		17.9	13.0	0.0	0.4	0.0	12.5	0.0	0.0	0.0	0.0	0.0	0.0	0.1	0.0	0.0
				처리방법	매 립	3.2	0.0													
					소 각	8.2	7.0				7.0									
					재 활 용	6.5	6.0		0.4		5.5							0.1		
					해역배출	0.0	0.0													
		C	27	발 생 량		0.0	0.0	0.0	0.0	0.0	0.0	0.0	0.0	0.0	0.0	0.0	0.0	0.0	0.0	0.0
				처리방법	매 립	0.0	0.0													
					소 각	0.0	0.0													
					재 활 용	0.0	0.0													
					해역배출	0.0	0.0													
		C	28	발 생 량		0.0	0.0	0.0	0.0	0.0	0.0	0.0	0.0	0.0	0.0	0.0	0.0	0.0	0.0	0.0
				처리방법	매 립	0.0	0.0													
					소 각	0.0	0.0													
					재 활 용	0.0	0.0													
					해역배출	0.0	0.0													
		C	29	발 생 량		27.2	11.9	0.0	4.4	0.0	2.2	0.0	0.0	0.0	0.0	0.0	0.0	0.0	0.0	5.3
				처리방법	매 립	3.9	0.5				0.5									
					소 각	2.4	2.4				0.6									1.8
					재 활 용	20.9	9.0		4.4		1.1									3.5
					해역배출	0.0	0.0													
		C	30	발 생 량		13.3	5.0	0.0	0.2	0.0	3.6	0.0	0.0	0.1	0.0	0.0	0.0	0.0	0.0	1.1
				처리방법	매 립	6.1	0.1							0.1						
					소 각	3.2	2.2				1.9									0.3
					재 활 용	4.0	2.7		0.2		1.7									0.8
					해역배출	0.0	0.0													
		C	31	발 생 량		1.1	1.0	0.0	0.0	0.0	0.7	0.1	0.0	0.2	0.0	0.0	0.0	0.0	0.0	0.0
				처리방법	매 립	0.1	0.0													
					소 각	0.2	0.2				0.2									
					재 활 용	0.6	0.6				0.5	0.1								
					해역배출	0.2	0.2							0.2						
		C	32	발 생 량		0.3	0.3	0.0	0.0	0.0	0.3	0.0	0.0	0.0	0.0	0.0	0.0	0.0	0.0	0.0
				처리방법	매 립	0.0	0.0													
					소 각	0.0	0.0													
					재 활 용	0.3	0.3				0.3									
					해역배출	0.0	0.0													

(단위:톤/일)

구분		업종		발생량 및 처리현황	불 연 성															
시도	시군구	대분류	중분류		소계	광재류	연소재	소각재	분진류	폐주물사 모래류	폐금속류	폐석회 석고류	폐촉매	폐흡착재폐흡수재	유리·도자기편류	무기성오니류				기타
																폐수처리오니	공정오니	정수처리오니	하수처리오니	
경기	평택시	C	22	발 생 량	0.0	0.0	0.0	0.0	0.0	0.0	0.0	0.0	0.0	0.0	0.0	0.0	0.0	0.0	0.0	0.0
				처리방법 매 립	0.0															
				처리방법 소 각	0.0															
				처리방법 재 활 용	0.0															
				처리방법 해역배출	0.0															
		C	23	발 생 량	181.2	0.0	0.0	0.0	0.0	161.5	0.0	0.0	0.8	0.0	8.7	2.5	0.1	0.0	0.0	7.6
				처리방법 매 립	0.2															0.2
				처리방법 소 각	0.0															
				처리방법 재 활 용	181.0					161.5			0.8		8.7	2.5	0.1			7.4
				처리방법 해역배출	0.0															
		C	24	발 생 량	3.8	0.2	0.0	0.0	0.0	3.3	0.0	0.0	0.0	0.0	0.0	0.3	0.0	0.0	0.0	0.0
				처리방법 매 립	3.3	0.2				2.8						0.3				
				처리방법 소 각	0.0															
				처리방법 재 활 용	0.5					0.5										
				처리방법 해역배출	0.0															
		C	25	발 생 량	11.0	0.2	0.0	0.0	0.2	5.7	0.0	0.0	0.0	0.4	0.0	0.0	4.5	0.0	0.0	0.0
				처리방법 매 립	4.8					0.3							4.5			
				처리방법 소 각	0.0															
				처리방법 재 활 용	6.2	0.2			0.2	5.4				0.4						
				처리방법 해역배출	0.0															
		C	26	발 생 량	4.9	0.0	0.0	0.0	0.2	0.0	0.0	0.0	0.0	0.5	0.0	2.1	1.4	0.0	0.0	0.7
				처리방법 매 립	3.2				0.2							1.1	1.2			0.7
				처리방법 소 각	1.2											1.0	0.2			
				처리방법 재 활 용	0.5									0.5						
				처리방법 해역배출	0.0															
		C	27	발 생 량	0.0	0.0	0.0	0.0	0.0	0.0	0.0	0.0	0.0	0.0	0.0	0.0	0.0	0.0	0.0	0.0
				처리방법 매 립	0.0															
				처리방법 소 각	0.0															
				처리방법 재 활 용	0.0															
				처리방법 해역배출	0.0															
		C	28	발 생 량	0.0	0.0	0.0	0.0	0.0	0.0	0.0	0.0	0.0	0.0	0.0	0.0	0.0	0.0	0.0	0.0
				처리방법 매 립	0.0															
				처리방법 소 각	0.0															
				처리방법 재 활 용	0.0															
				처리방법 해역배출	0.0															
		C	29	발 생 량	15.3	0.0	0.0	0.0	0.7	11.6	0.0	0.0	0.0	0.3	0.0	0.7	2.0	0.0	0.0	0.0
				처리방법 매 립	3.4				0.7							0.7	2.0			
				처리방법 소 각	0.0															
				처리방법 재 활 용	11.9					11.6				0.3						
				처리방법 해역배출	0.0															
		C	30	발 생 량	8.3	0.0	0.8	0.0	0.5	0.0	0.0	0.0	0.0	0.5	0.2	5.3	0.8	0.0	0.0	0.2
				처리방법 매 립	6.0				0.5							5.3				0.2
				처리방법 소 각	1.0									0.2			0.8			
				처리방법 재 활 용	1.3		0.8							0.3	0.2					
				처리방법 해역배출	0.0															
		C	31	발 생 량	0.1	0.0	0.0	0.1	0.0	0.0	0.0	0.0	0.0	0.0	0.0	0.0	0.0	0.0	0.0	0.0
				처리방법 매 립	0.1			0.1												
				처리방법 소 각	0.0															
				처리방법 재 활 용	0.0															
				처리방법 해역배출	0.0															
		C	32	발 생 량	0.0	0.0	0.0	0.0	0.0	0.0	0.0	0.0	0.0	0.0	0.0	0.0	0.0	0.0	0.0	0.0
				처리방법 매 립	0.0															
				처리방법 소 각	0.0															
				처리방법 재 활 용	0.0															
				처리방법 해역배출	0.0															

(단위:톤/일)

지역구분		업종		발생량 및 처리현황		총계	가 연 성														
시도	시군구	대분류	중분류				소계	폐지류	폐목재류	폐합성고분자화합물				유기성오니류				동식물성잔재물	폐식용유	기타
										폐섬유류	폐합성 수지	폐합성 고무	폐피혁	폐수처리오니	공정오니	정수 처리오니	하수 처리오니			
경기	평택시	C	33	발 생 량		266.6	258.3	0.0	9.4	0.5	244.9	0.0	0.0	0.4	0.0	0.0	0.0	1.5	0.0	1.6
				처리방법	매 립	8.4	1.0													1.0
					소 각	26.9	26.2				25.7			0.4				0.1		
					재 활 용	231.3	231.1		9.4	0.5	219.2							1.4		0.6
					해역배출	0.0	0.0													
		D		발 생 량		1.1	1.1	0.0	1.1	0.0	0.0	0.0	0.0	0.0	0.0	0.0	0.0	0.0	0.0	0.0
				처리방법	매 립	0.0	0.0													
					소 각	0.8	0.8		0.8											
					재 활 용	0.3	0.3		0.3											
					해역배출	0.0	0.0													
		E		발 생 량		161.3	112.0	0.0	1.6	0.0	75.6	0.0	0.0	2.1	0.3	0.0	26.5	5.3	0.0	0.6
				처리방법	매 립	30.7	2.9							0.4	0.1		1.8			0.6
					소 각	35.1	35.1		0.3		34.6				0.2					
					재 활 용	93.2	72.3		1.3		41.0						24.7	5.3		
					해역배출	2.3	1.7							1.7						
		F		발 생 량		11.1	0.9	0.0	0.5	0.0	0.4	0.0	0.0	0.0	0.0	0.0	0.0	0.0	0.0	0.0
				처리방법	매 립	4.1	0.0													
					소 각	0.4	0.4				0.4									
					재 활 용	6.6	0.5		0.5											
					해역배출	0.0	0.0													
		G		발 생 량		0.7	0.7	0.0	0.0	0.0	0.2	0.0	0.0	0.1	0.0	0.0	0.0	0.3	0.1	0.0
				처리방법	매 립	0.0	0.0													
					소 각	0.0	0.0													
					재 활 용	0.7	0.7				0.2			0.1				0.3	0.1	
					해역배출	0.0	0.0													
		H		발 생 량		0.1	0.1	0.0	0.1	0.0	0.0	0.0	0.0	0.0	0.0	0.0	0.0	0.0	0.0	0.0
				처리방법	매 립	0.0	0.0													
					소 각	0.0	0.0													
					재 활 용	0.1	0.1		0.1											
					해역배출	0.0	0.0													
		O		발 생 량		50.8	47.2	0.0	2.5	0.0	0.0	0.0	0.0	0.0	0.0	0.0	44.3	0.0	0.0	0.4
				처리방법	매 립	7.2	6.4										6.4			
					소 각	0.3	0.3													0.3
					재 활 용	43.3	40.5		2.5								37.9			0.1
					해역배출	0.0	0.0													
		Q		발 생 량		0.1	0.1	0.0	0.0	0.0	0.1	0.0	0.0	0.0	0.0	0.0	0.0	0.0	0.0	0.0
				처리방법	매 립	0.0	0.0													
					소 각	0.0	0.0													
					재 활 용	0.1	0.1				0.1									
					해역배출	0.0	0.0													
	동두천시	소계		발 생 량		524.6	365.6	0.0	5.0	0.2	44.4	0.0	0.0	142.1	2.1	0.0	28.3	112.4	0.0	31.1
				처리방법	매 립	173.1	36.2	0.0	0.0	0.0	0.3	0.0	0.0	0.4	0.0	0.0	28.3	0.0	0.0	7.2
					소 각	11.2	11.2	0.0	0.0	0.1	7.0	0.0	0.0	0.0	0.0	0.0	0.0	0.6	0.0	3.5
					재 활 용	225.2	203.1	0.0	5.0	0.1	37.1	0.0	0.0	26.6	2.1	0.0	0.0	111.8	0.0	20.4
					해역배출	115.1	115.1	0.0	0.0	0.0	0.0	0.0	0.0	115.1	0.0	0.0	0.0	0.0	0.0	0.0
		C	10	발 생 량		77.0	77.0	0.0	0.0	0.0	1.7	0.0	0.0	23.8	0.0	0.0	0.0	51.5	0.0	0.0
				처리방법	매 립	0.0	0.0													
					소 각	0.0	0.0													
					재 활 용	53.3	53.3				1.7			0.1				51.5		
					해역배출	23.7	23.7							23.7						
		C	13	발 생 량		35.3	28.9	0.0	0.0	0.1	0.0	0.0	0.0	28.8	0.0	0.0	0.0	0.0	0.0	0.0
				처리방법	매 립	5.5	0.1							0.1						
					소 각	0.1	0.1			0.1										
					재 활 용	1.0	0.0													
					해역배출	28.7	28.7							28.7						

(단위:톤/일)

구분		업종		발생량 및 처리현황	불 연 성															
시도	시군구	대분류	중분류		소계	광재류	연소재	소각재	분진류	폐주물사 모래류	폐금속류	폐석회 석고류	폐촉매	폐흡착재폐흡수재	유리·도자기편류	무기성오니류				기타
																폐수처리오니	공정오니	정수처리오니	하수처리오니	
경기	평택시	C	33	발 생 량	8.3	0.0	0.0	0.9	0.0	1.5	0.0	0.0	0.0	0.2	1.4	3.6	0.0	0.0	0.0	0.7
				처리방법 매 립	7.4			0.9		1.5					1.4	3.6				
				처리방법 소 각	0.7															0.7
				처리방법 재 활 용	0.2									0.2						
				처리방법 해역배출	0.0															
		D		발 생 량	0.0	0.0	0.0	0.0	0.0	0.0	0.0	0.0	0.0	0.0	0.0	0.0	0.0	0.0	0.0	0.0
				처리방법 매 립	0.0															
				처리방법 소 각	0.0															
				처리방법 재 활 용	0.0															
				처리방법 해역배출	0.0															
		E		발 생 량	49.3	0.0	0.0	0.6	0.0	0.0	0.0	0.1	0.0	1.0	0.4	8.8	12.7	0.6	0.0	25.1
				처리방법 매 립	27.8			0.6				0.1		0.8	0.4	0.2	0.2	0.6		24.9
				처리방법 소 각	0.0															
				처리방법 재 활 용	20.9									0.2		8.0	12.5			0.2
				처리방법 해역배출	0.6											0.6				
		F		발 생 량	10.2	0.0	0.0	0.0	0.0	0.0	0.0	0.0	0.0	0.0	0.0	0.5	0.0	0.7	0.0	9.0
				처리방법 매 립	4.1															4.1
				처리방법 소 각	0.0															
				처리방법 재 활 용	6.1											0.5		0.7		4.9
				처리방법 해역배출	0.0															
		G		발 생 량	0.0	0.0	0.0	0.0	0.0	0.0	0.0	0.0	0.0	0.0	0.0	0.0	0.0	0.0	0.0	0.0
				처리방법 매 립	0.0															
				처리방법 소 각	0.0															
				처리방법 재 활 용	0.0															
				처리방법 해역배출	0.0															
		H		발 생 량	0.0	0.0	0.0	0.0	0.0	0.0	0.0	0.0	0.0	0.0	0.0	0.0	0.0	0.0	0.0	0.0
				처리방법 매 립	0.0															
				처리방법 소 각	0.0															
				처리방법 재 활 용	0.0															
				처리방법 해역배출	0.0															
		O		발 생 량	3.6	0.0	0.0	0.0	0.0	0.0	0.0	0.0	0.0	0.0	0.0	3.5	0.1	0.0	0.0	0.0
				처리방법 매 립	0.8											0.7	0.1			
				처리방법 소 각	0.0															
				처리방법 재 활 용	2.8											2.8				
				처리방법 해역배출	0.0															
		Q		발 생 량	0.0	0.0	0.0	0.0	0.0	0.0	0.0	0.0	0.0	0.0	0.0	0.0	0.0	0.0	0.0	0.0
				처리방법 매 립	0.0															
				처리방법 소 각	0.0															
				처리방법 재 활 용	0.0															
				처리방법 해역배출	0.0															
	동두천시	소계		발 생 량	159.0	0.0	0.0	33.5	1.9	0.0	0.0	0.0	0.0	0.0	0.5	112.6	2.5	2.7	1.5	3.8
				처리방법 매 립	136.9	0.0	0.0	21.0	1.9	0.0	0.0	0.0	0.0	0.0	0.5	110.4	0.1	0.0	0.0	3.0
				처리방법 소 각	0.0	0.0	0.0	0.0	0.0	0.0	0.0	0.0	0.0	0.0	0.0	0.0	0.0	0.0	0.0	0.0
				처리방법 재 활 용	22.1	0.0	0.0	12.5	0.0	0.0	0.0	0.0	0.0	0.0	0.0	2.2	2.4	2.7	1.5	0.8
				처리방법 해역배출	0.0	0.0	0.0	0.0	0.0	0.0	0.0	0.0	0.0	0.0	0.0	0.0	0.0	0.0	0.0	0.0
		C	10	발 생 량	0.0	0.0	0.0	0.0	0.0	0.0	0.0	0.0	0.0	0.0	0.0	0.0	0.0	0.0	0.0	0.0
				처리방법 매 립	0.0															
				처리방법 소 각	0.0															
				처리방법 재 활 용	0.0															
				처리방법 해역배출	0.0															
		C	13	발 생 량	6.4	0.0	0.0	0.2	0.0	0.0	0.0	0.0	0.0	0.0	0.0	6.2	0.0	0.0	0.0	0.0
				처리방법 매 립	5.4			0.2								5.2				
				처리방법 소 각	0.0															
				처리방법 재 활 용	1.0											1.0				
				처리방법 해역배출	0.0															

(단위:톤/일)

지역구분		업종		발생량 및 처리현황		총계	가 연 성														
시도	시군구	대분류	중분류				소계	폐지류	폐목재류	폐합성고분자화합물				유기성오니류				동식물성잔재물	폐식용유	기타
										폐섬유류	폐합성 수지	폐합성 고무	폐피혁	폐수처리오니	공정오니	정수 처리오니	하수 처리오니			
경기	동두천시	C	15	발 생 량		151.6	151.4	0.0	0.0	0.0	0.5	0.0	0.0	85.7	2.1	0.0	0.0	60.5	0.0	2.6
				처리방법	매 립	0.2	0.0													
					소 각	0.9	0.9				0.5							0.2		0.2
					재 활 용	87.8	87.8							23.0	2.1			60.3		2.4
					해역배출	62.7	62.7							62.7						
		C	23	발 생 량		1.3	0.0	0.0	0.0	0.0	0.0	0.0	0.0	0.0	0.0	0.0	0.0	0.0	0.0	0.0
				처리방법	매 립	0.0	0.0													
					소 각	0.0	0.0													
					재 활 용	1.3	0.0													
					해역배출	0.0	0.0													
		C	25	발 생 량		1.7	0.1	0.0	0.0	0.0	0.1	0.0	0.0	0.0	0.0	0.0	0.0	0.0	0.0	0.0
				처리방법	매 립	0.3	0.0													
					소 각	0.0	0.0													
					재 활 용	1.4	0.1				0.1									
					해역배출	0.0	0.0													
		C	33	발 생 량		22.5	22.5	0.0	0.0	0.0	0.3	0.0	0.0	3.8	0.0	0.0	0.0	0.4	0.0	18.0
				처리방법	매 립	0.3	0.3							0.3						
					소 각	0.7	0.7				0.3							0.4		
					재 활 용	21.5	21.5							3.5						18.0
					해역배출	0.0	0.0													
		D		발 생 량		24.1	0.0	0.0	0.0	0.0	0.0	0.0	0.0	0.0	0.0	0.0	0.0	0.0	0.0	0.0
				처리방법	매 립	11.6	0.0													
					소 각	0.0	0.0													
					재 활 용	12.5	0.0													
					해역배출	0.0	0.0													
		E		발 생 량		169.2	49.0	0.0	0.4	0.1	41.3	0.0	0.0	0.0	0.0	0.0	0.0	0.0	0.0	7.2
				처리방법	매 립	126.7	7.5				0.3									7.2
					소 각	5.7	5.7				5.7									
					재 활 용	36.8	35.8		0.4	0.1	35.3									
					해역배출	0.0	0.0													
		F		발 생 량		4.8	4.6	0.0	4.6	0.0	0.0	0.0	0.0	0.0	0.0	0.0	0.0	0.0	0.0	0.0
				처리방법	매 립	0.2	0.0													
					소 각	0.0	0.0													
					재 활 용	4.6	4.6		4.6											
					해역배출	0.0	0.0													
		O		발 생 량		37.1	32.1	0.0	0.0	0.0	0.5	0.0	0.0	0.0	0.0	0.0	28.3	0.0	0.0	3.3
				처리방법	매 립	28.3	28.3										28.3			
					소 각	3.8	3.8				0.5									3.3
					재 활 용	5.0	0.0													
					해역배출	0.0	0.0													
	안산시	소계		발 생 량		2,243.1	995.0	0.0	35.4	4.6	442.4	5.0	3.0	138.6	15.7	0.0	292.7	42.7	0.0	14.9
				처리방법	매 립	626.7	57.8	0.0	0.0	1.1	0.0	0.0	0.0	48.9	1.1	0.0	4.0	2.7	0.0	0.0
					소 각	555.7	474.3	0.0	15.4	1.7	131.6	0.0	0.0	6.3	6.3	0.0	282.4	15.7	0.0	14.9
					재 활 용	933.5	396.1	0.0	20.0	1.8	310.8	5.0	3.0	16.6	8.3	0.0	6.3	24.3	0.0	0.0
					해역배출	127.2	66.8	0.0	0.0	0.0	0.0	0.0	0.0	66.8	0.0	0.0	0.0	0.0	0.0	0.0
		B		발 생 량		5.8	0.0	0.0	0.0	0.0	0.0	0.0	0.0	0.0	0.0	0.0	0.0	0.0	0.0	0.0
				처리방법	매 립	5.8	0.0													
					소 각	0.0	0.0													
					재 활 용	0.0	0.0													
					해역배출	0.0	0.0													
		C	10	발 생 량		32.3	27.3	0.0	0.0	0.0	8.4	0.0	0.0	17.1	1.8	0.0	0.0	0.0	0.0	0.0
				처리방법	매 립	4.8	1.1							1.1						
					소 각	9.1	9.1				6.0			3.1						
					재 활 용	5.5	4.2				2.4				1.8					
					해역배출	12.9	12.9							12.9						

(단위:톤/일)

구분		업종		발생량 및 처리현황		불 연 성															
시도	시군구	대분류	중분류			소계	광재류	연소재	소각재	분진류	폐주물사 모래류	폐금속류	폐석회 석고류	폐촉매	폐흡착재폐흡수재	유리·도자기편류	무기성오니류				기타
																	폐수처리오니	공정오니	정수처리오니	하수처리오니	
경기	동두천시	C	15	발 생 량		0.2	0.0	0.0	0.2	0.0	0.0	0.0	0.0	0.0	0.0	0.0	0.0	0.0	0.0	0.0	0.0
				처리방법	매 립	0.2			0.2												
					소 각	0.0															
					재 활 용	0.0															
					해역배출	0.0															
		C	23	발 생 량		1.3	0.0	0.0	0.0	0.0	0.0	0.0	0.0	0.0	0.0	0.0	0.0	1.3	0.0	0.0	0.0
				처리방법	매 립	0.0															
					소 각	0.0															
					재 활 용	1.3												1.3			
					해역배출	0.0															
		C	25	발 생 량		1.6	0.0	0.0	0.0	0.0	0.0	0.0	0.0	0.0	0.0	0.3	1.2	0.1	0.0	0.0	0.0
				처리방법	매 립	0.3										0.3					
					소 각	0.0															
					재 활 용	1.3											1.2	0.1			
					해역배출	0.0															
		C	33	발 생 량		0.0	0.0	0.0	0.0	0.0	0.0	0.0	0.0	0.0	0.0	0.0	0.0	0.0	0.0	0.0	0.0
				처리방법	매 립	0.0															
					소 각	0.0															
					재 활 용	0.0															
					해역배출	0.0															
		D		발 생 량		24.1	0.0	0.0	22.4	1.7	0.0	0.0	0.0	0.0	0.0	0.0	0.0	0.0	0.0	0.0	0.0
				처리방법	매 립	11.6			9.9	1.7											
					소 각	0.0															
					재 활 용	12.5			12.5												
					해역배출	0.0															
		E		발 생 량		120.2	0.0	0.0	10.7	0.2	0.0	0.0	0.0	0.0	0.0	0.2	105.1	1.0	0.0	0.0	3.0
				처리방법	매 립	119.2			10.7	0.2						0.2	105.1				3.0
					소 각	0.0															
					재 활 용	1.0												1.0			
					해역배출	0.0															
		F		발 생 량		0.2	0.0	0.0	0.0	0.0	0.0	0.0	0.0	0.0	0.0	0.0	0.1	0.1	0.0	0.0	0.0
				처리방법	매 립	0.2											0.1	0.1			
					소 각	0.0															
					재 활 용	0.0															
					해역배출	0.0															
		O		발 생 량		5.0	0.0	0.0	0.0	0.0	0.0	0.0	0.0	0.0	0.0	0.0	0.0	0.0	2.7	1.5	0.8
				처리방법	매 립	0.0															
					소 각	0.0															
					재 활 용	5.0													2.7	1.5	0.8
					해역배출	0.0															
	안산시	소계		발 생 량		1,248.1	83.3	192.3	400.8	12.8	123.9	0.0	1.2	0.0	18.8	0.0	330.7	28.2	0.0	0.0	56.1
				처리방법	매 립	568.9	32.3	39.8	296.4	8.0	97.5	0.0	1.2	0.0	2.3	0.0	54.0	19.2	0.0	0.0	18.2
					소 각	81.4	0.0	0.0	72.3	1.3	0.0	0.0	0.0	0.0	1.1	0.0	3.6	0.8	0.0	0.0	2.3
					재 활 용	537.4	51.0	152.5	32.1	3.5	26.4	0.0	0.0	0.0	15.4	0.0	212.7	8.2	0.0	0.0	35.6
					해역배출	60.4	0.0	0.0	0.0	0.0	0.0	0.0	0.0	0.0	0.0	0.0	60.4	0.0	0.0	0.0	0.0
		B		발 생 량		5.8	0.0	0.0	0.0	0.0	5.8	0.0	0.0	0.0	0.0	0.0	0.0	0.0	0.0	0.0	0.0
				처리방법	매 립	5.8					5.8										
					소 각	0.0															
					재 활 용	0.0															
					해역배출	0.0															
		C	10	발 생 량		5.0	0.0	0.0	0.0	0.0	0.0	0.0	1.1	0.0	1.1	0.0	1.5	0.0	0.0	0.0	1.3
				처리방법	매 립	3.7							1.1		1.1		1.5				
					소 각	0.0															
					재 활 용	1.3															1.3
					해역배출	0.0															

(단위:톤/일)

지역구분		업종		발생량 및 처리현황		총계	가 연 성														
시도	시군구	대분류	중분류				소계	폐지류	폐목재류	폐합성고분자화합물				유기성오니류				동식물성잔재물	폐식용유	기타
										폐섬유류	폐합성 수지	폐합성 고무	폐피혁	폐수처리오니	공정오니	정수 처리오니	하수 처리오니			
경기	안산시	C	11	발 생 량		20.3	17.7	0.0	0.0	0.0	1.1	0.0	0.0	16.6	0.0	0.0	0.0	0.0	0.0	0.0
				처리방법	매 립	2.6	0.0													
					소 각	0.0	0.0													
					재 활 용	17.7	17.7				1.1			16.6						
					해역배출	0.0	0.0													
		C	13	발 생 량		15.0	12.6	0.0	1.2	3.5	6.8	0.0	0.0	1.1	0.0	0.0	0.0	0.0	0.0	0.0
				처리방법	매 립	2.3	1.1							1.1						
					소 각	7.4	7.4		1.2	1.7	4.5									
					재 활 용	5.3	4.1			1.8	2.3									
					해역배출	0.0	0.0													
		C	14	발 생 량		9.1	9.1	0.0	0.0	0.0	1.2	0.0	1.1	5.0	1.8	0.0	0.0	0.0	0.0	0.0
				처리방법	매 립	5.0	5.0							5.0						
					소 각	3.0	3.0				1.2				1.8					
					재 활 용	1.1	1.1						1.1							
					해역배출	0.0	0.0													
		C	15	발 생 량		92.0	80.0	0.0	1.1	0.0	7.7	0.0	1.9	32.0	4.5	0.0	0.0	28.1	0.0	4.7
				처리방법	매 립	39.4	34.7							32.0				2.7		
					소 각	30.9	30.9				6.0				4.5			15.7		4.7
					재 활 용	21.7	14.4		1.1		1.7		1.9					9.7		
					해역배출	0.0	0.0													
		C	16	발 생 량		7.8	7.8	0.0	4.4	0.0	3.4	0.0	0.0	0.0	0.0	0.0	0.0	0.0	0.0	0.0
				처리방법	매 립	0.0	0.0													
					소 각	4.8	4.8		2.8		2.0									
					재 활 용	3.0	3.0		1.6		1.4									
					해역배출	0.0	0.0													
		C	17	발 생 량		409.5	237.6	0.0	0.0	0.0	223.4	0.0	0.0	14.2	0.0	0.0	0.0	0.0	0.0	0.0
				처리방법	매 립	88.3	0.0													
					소 각	73.9	1.6				1.6									
					재 활 용	233.1	221.8				221.8									
					해역배출	14.2	14.2							14.2						
		C	18	발 생 량		16.9	15.7	0.0	1.2	0.0	14.5	0.0	0.0	0.0	0.0	0.0	0.0	0.0	0.0	0.0
				처리방법	매 립	0.0	0.0													
					소 각	1.3	1.3				1.3									
					재 활 용	15.6	14.4		1.2		13.2									
					해역배출	0.0	0.0													
		C	20	발 생 량		44.2	22.0	0.0	1.1	0.0	12.2	0.0	0.0	0.0	7.6	0.0	0.0	0.0	0.0	1.1
				처리방법	매 립	14.5	1.1								1.1					
					소 각	12.0	9.6				8.5									1.1
					재 활 용	13.1	11.3		1.1		3.7				6.5					
					해역배출	4.6	0.0													
		C	21	발 생 량		84.2	20.2	0.0	0.0	0.0	5.4	0.0	0.0	0.0	0.0	0.0	0.0	12.4	0.0	2.4
				처리방법	매 립	3.8	0.0													
					소 각	8.0	6.7				4.3									2.4
					재 활 용	16.6	13.5				1.1							12.4		
					해역배출	55.8	0.0													
		C	22	발 생 량		28.9	27.4	0.0	1.6	0.0	22.5	3.3	0.0	0.0	0.0	0.0	0.0	0.0	0.0	0.0
				처리방법	매 립	0.0	0.0													
					소 각	3.0	3.0				3.0									
					재 활 용	25.9	24.4		1.6		19.5	3.3								
					해역배출	0.0	0.0													
		C	23	발 생 량		6.3	4.3	0.0	0.0	0.0	4.3	0.0	0.0	0.0	0.0	0.0	0.0	0.0	0.0	0.0
				처리방법	매 립	2.0	0.0													
					소 각	3.2	3.2				3.2									
					재 활 용	1.1	1.1				1.1									
					해역배출	0.0	0.0													

(단위:톤/일)

구분		업종		발생량 및 처리현황		불 연 성															
시도	시군구	대분류	중분류			소계	광재류	연소재	소각재	분진류	폐주물사 모래류	폐금속류	폐석회 석고류	폐촉매	폐흡착재폐흡수재	유리·도자기편류	무기성오니류				기타
																	폐수처리오니	공정오니	정수처리오니	하수처리오니	
경기	안산시	C	11	발 생 량		2.6	0.0	0.0	0.0	0.0	0.0	0.0	0.0	0.0	0.0	0.0	0.0	2.6	0.0	0.0	0.0
				처리방법	매 립	2.6												2.6			
					소 각	0.0															
					재 활 용	0.0															
					해역배출	0.0															
		C	13	발 생 량		2.4	0.0	0.0	0.0	0.0	0.0	0.0	0.0	0.0	1.2	0.0	1.2	0.0	0.0	0.0	0.0
				처리방법	매 립	1.2											1.2				
					소 각	0.0															
					재 활 용	1.2									1.2						
					해역배출	0.0															
		C	14	발 생 량		0.0	0.0	0.0	0.0	0.0	0.0	0.0	0.0	0.0	0.0	0.0	0.0	0.0	0.0	0.0	0.0
				처리방법	매 립	0.0															
					소 각	0.0															
					재 활 용	0.0															
					해역배출	0.0															
		C	15	발 생 량		12.0	0.0	0.0	0.0	0.0	0.0	0.0	0.0	0.0	1.1	0.0	0.0	4.7	0.0	0.0	6.2
				처리방법	매 립	4.7												4.7			
					소 각	0.0															
					재 활 용	7.3									1.1						6.2
					해역배출	0.0															
		C	16	발 생 량		0.0	0.0	0.0	0.0	0.0	0.0	0.0	0.0	0.0	0.0	0.0	0.0	0.0	0.0	0.0	0.0
				처리방법	매 립	0.0															
					소 각	0.0															
					재 활 용	0.0															
					해역배출	0.0															
		C	17	발 생 량		171.9	0.0	0.0	80.2	0.0	90.6	0.0	0.0	0.0	1.1	0.0	0.0	0.0	0.0	0.0	0.0
				처리방법	매 립	88.3					88.3										
					소 각	72.3			72.3												
					재 활 용	11.3			7.9		2.3				1.1						
					해역배출	0.0															
		C	18	발 생 량		1.2	0.0	0.0	0.0	0.0	0.0	0.0	0.0	0.0	1.2	0.0	0.0	0.0	0.0	0.0	0.0
				처리방법	매 립	0.0															
					소 각	0.0															
					재 활 용	1.2									1.2						
					해역배출	0.0															
		C	20	발 생 량		22.2	1.1	0.0	0.0	2.4	1.3	0.0	0.0	0.0	2.9	0.0	12.6	1.9	0.0	0.0	0.0
				처리방법	매 립	13.4	1.1			1.1	1.3						8.0	1.9			
					소 각	2.4				1.3					1.1						
					재 활 용	1.8									1.8						
					해역배출	4.6											4.6				
		C	21	발 생 량		64.0	0.0	0.0	0.0	0.0	0.0	0.0	0.0	0.0	3.1	0.0	58.5	2.4	0.0	0.0	0.0
				처리방법	매 립	3.8									1.1		1.4	1.3			
					소 각	1.3											1.3				
					재 활 용	3.1									2.0			1.1			
					해역배출	55.8											55.8				
		C	22	발 생 량		1.5	0.0	0.0	0.0	0.0	0.0	0.0	0.0	0.0	1.5	0.0	0.0	0.0	0.0	0.0	0.0
				처리방법	매 립	0.0															
					소 각	0.0															
					재 활 용	1.5									1.5						
					해역배출	0.0															
		C	23	발 생 량		2.0	0.7	0.0	0.0	0.0	0.0	0.0	0.0	0.0	0.0	0.0	0.0	0.0	0.0	0.0	1.3
				처리방법	매 립	2.0	0.7														1.3
					소 각	0.0															
					재 활 용	0.0															
					해역배출	0.0															

(단위:톤/일)

지역구분		업종		발생량 및 처리현황		총계	가 연 성														
시도	시군구	대분류	중분류				소계	폐지류	폐목재류	폐합성고분자화합물				유기성오니류				동식물성잔재물	폐식용유	기타
										폐섬유류	폐합성 수지	폐합성 고무	폐피혁	폐수처리오니	공정오니	정수 처리오니	하수 처리오니			
경기	안산시	C	24	발 생 량		116.6	16.3	0.0	1.8	0.0	14.5	0.0	0.0	0.0	0.0	0.0	0.0	0.0	0.0	0.0
				처리방법	매 립	13.6	0.0													
					소 각	17.1	13.6		0.2		13.4									
					재 활 용	85.9	2.7		1.6		1.1									
					해역배출	0.0	0.0													
		C	25	발 생 량		42.0	11.3	0.0	1.6	1.1	6.8	0.0	0.0	1.8	0.0	0.0	0.0	0.0	0.0	0.0
				처리방법	매 립	13.0	2.9			1.1				1.8						
					소 각	4.8	4.8				4.8									
					재 활 용	24.2	3.6		1.6		2.0									
					해역배출	0.0	0.0													
		C	26	발 생 량		134.0	63.3	0.0	1.6	0.0	60.6	0.0	0.0	0.0	0.0	0.0	0.0	1.1	0.0	0.0
				처리방법	매 립	15.2	0.0													
					소 각	43.9	42.8		0.1		42.7									
					재 활 용	74.9	20.5		1.5		17.9							1.1		
					해역배출	0.0	0.0													
		C	27	발 생 량		8.6	3.7	0.0	0.1	0.0	3.6	0.0	0.0	0.0	0.0	0.0	0.0	0.0	0.0	0.0
				처리방법	매 립	3.2	0.0													
					소 각	2.1	2.1				2.1									
					재 활 용	3.3	1.6		0.1		1.5									
					해역배출	0.0	0.0													
		C	28	발 생 량		11.2	5.1	0.0	1.1	0.0	4.0	0.0	0.0	0.0	0.0	0.0	0.0	0.0	0.0	0.0
				처리방법	매 립	4.0	0.0													
					소 각	2.3	2.3				2.3									
					재 활 용	4.9	2.8		1.1		1.7									
					해역배출	0.0	0.0													
		C	29	발 생 량		9.6	4.7	0.0	0.0	0.0	3.6	0.0	0.0	0.0	0.0	0.0	0.0	1.1	0.0	0.0
				처리방법	매 립	1.5	0.0													
					소 각	2.0	2.0				2.0									
					재 활 용	6.1	2.7				1.6							1.1		
					해역배출	0.0	0.0													
		C	30	발 생 량		19.7	13.5	0.0	1.1	0.0	8.4	1.7	0.0	0.0	0.0	0.0	0.0	0.0	0.0	2.3
				처리방법	매 립	0.7	0.0													
					소 각	7.5	7.5				5.2									2.3
					재 활 용	11.5	6.0		1.1		3.2	1.7								
					해역배출	0.0	0.0													
		C	31	발 생 량		2.7	2.7	0.0	0.0	0.0	2.7	0.0	0.0	0.0	0.0	0.0	0.0	0.0	0.0	0.0
				처리방법	매 립	0.0	0.0													
					소 각	1.2	1.2				1.2									
					재 활 용	1.5	1.5				1.5									
					해역배출	0.0	0.0													
		C	32	발 생 량		20.5	17.4	0.0	14.7	0.0	2.7	0.0	0.0	0.0	0.0	0.0	0.0	0.0	0.0	0.0
				처리방법	매 립	3.1	0.0													
					소 각	13.8	13.8		11.1		2.7									
					재 활 용	3.6	3.6		3.6											
					해역배출	0.0	0.0													
		C	33	발 생 량		15.2	8.5	0.0	1.1	0.0	6.2	0.0	0.0	0.0	0.0	0.0	0.0	0.0	0.0	1.2
				처리방법	매 립	3.8	0.0													
					소 각	2.6	2.6				1.4									1.2
					재 활 용	8.8	5.9		1.1		4.8									
					해역배출	0.0	0.0													
		D		발 생 량		155.8	2.1	0.0	0.0	0.0	0.0	0.0	0.0	0.0	0.0	0.0	0.0	0.0	0.0	2.1
				처리방법	매 립	0.1	0.0													
					소 각	2.1	2.1													2.1
					재 활 용	153.6	0.0													
					해역배출	0.0	0.0													

(단위:톤/일)

구분		업종		발생량 및 처리현황		불 연 성																
시도	시군구	대분류	중분류			소계	광재류	연소재	소각재	분진류	폐주물사 모래류	폐금속류	폐석회 석고류	폐촉매	폐흡착재폐흡수재	유리·도자기편류	무기성오니류				기타
																	폐수처리오니	공정오니	정수처리오니	하수처리오니	
경기	안산시	C	24	발 생 량		100.3	32.1	0.0	0.0	4.3	23.8	0.0	0.0	0.0	1.5	0.0	19.4	4.7	0.0	0.0	14.5
				처리방법	매 립	13.6	1.2			2.2	1.2						5.8	1.1			2.1
					소 각	3.5											1.2				2.3
					재 활 용	83.2	30.9			2.1	22.6				1.5		12.4	3.6			10.1
					해역배출	0.0															
		C	25	발 생 량		30.7	8.0	0.0	0.0	1.5	0.2	0.0	0.0	0.0	1.7	0.0	16.9	0.2	0.0	0.0	2.2
				처리방법	매 립	10.1	0.1			1.5	0.2						8.0	0.2			0.1
					소 각	0.0															
					재 활 용	20.6	7.9								1.7		8.9				2.1
					해역배출	0.0															
		C	26	발 생 량		70.7	0.0	0.0	0.0	2.4	0.0	0.0	0.0	0.0	1.2	0.0	63.8	0.0	0.0	0.0	3.3
				처리방법	매 립	15.2				1.3					0.1		13.8				
					소 각	1.1											1.1				
					재 활 용	54.4				1.1					1.1		48.9				3.3
					해역배출	0.0															
		C	27	발 생 량		4.9	0.2	0.0	0.0	0.0	1.5	0.0	0.0	0.0	0.0	0.0	3.2	0.0	0.0	0.0	0.0
				처리방법	매 립	3.2											3.2				
					소 각	0.0															
					재 활 용	1.7	0.2				1.5										
					해역배출	0.0															
		C	28	발 생 량		6.1	0.0	0.0	0.0	0.1	0.0	0.0	0.0	0.0	0.1	0.0	2.5	3.4	0.0	0.0	0.0
				처리방법	매 립	4.0				0.1							2.2	1.7			
					소 각	0.0															
					재 활 용	2.1									0.1		0.3	1.7			
					해역배출	0.0															
		C	29	발 생 량		4.9	1.8	0.0	0.0	0.6	0.4	0.0	0.0	0.0	0.1	0.0	0.4	1.6	0.0	0.0	0.0
				처리방법	매 립	1.5	0.1			0.6	0.4						0.4				
					소 각	0.0															
					재 활 용	3.4	1.7								0.1			1.6			
					해역배출	0.0															
		C	30	발 생 량		6.2	2.2	0.0	0.0	0.3	0.0	0.0	0.0	0.0	0.6	0.0	3.0	0.1	0.0	0.0	0.0
				처리방법	매 립	0.7	0.1										0.6				
					소 각	0.0															
					재 활 용	5.5	2.1			0.3					0.6		2.4	0.1			
					해역배출	0.0															
		C	31	발 생 량		0.0	0.0	0.0	0.0	0.0	0.0	0.0	0.0	0.0	0.0	0.0	0.0	0.0	0.0	0.0	0.0
				처리방법	매 립	0.0															
					소 각	0.0															
					재 활 용	0.0															
					해역배출	0.0															
		C	32	발 생 량		3.1	0.0	0.0	0.7	1.0	0.0	0.0	0.0	0.0	0.0	0.0	0.0	0.0	0.0	0.0	1.4
				처리방법	매 립	3.1			0.7	1.0											1.4
					소 각	0.0															
					재 활 용	0.0															
					해역배출	0.0															
		C	33	발 생 량		6.7	0.2	0.0	0.0	0.0	0.0	0.0	0.0	0.0	0.3	0.0	3.6	0.2	0.0	0.0	2.4
				처리방법	매 립	3.8	0.2										3.1	0.2			0.3
					소 각	0.0															
					재 활 용	2.9									0.3		0.5				2.1
					해역배출	0.0															
		D		발 생 량		153.7	0.0	152.5	0.0	0.1	0.0	0.0	0.0	0.0	0.1	0.0	1.0	0.0	0.0	0.0	0.0
				처리방법	매 립	0.1				0.1											
					소 각	0.0															
					재 활 용	153.6		152.5							0.1		1.0				
					해역배출	0.0															

(단위:톤/일)

지역구분		업종		발생량 및 처리현황		총계	가 연 성													
시도	시군구	대분류	중분류				소계	폐지류	폐목재류	폐합성고분자화합물				유기성오니류				동식물성잔재물	폐식용유	기타
										폐섬유류	폐합성 수지	폐합성 고무	폐피혁	폐수처리오니	공정오니	정수 처리오니	하수 처리오니			
경기	안산시	E		발 생 량		500.1	345.2	0.0	0.0	0.0	3.5	0.0	0.0	49.0	0.0	0.0	292.7	0.0	0.0	0.0
				처리방법	매 립	16.0	10.1							6.1			4.0			
					소 각	288.8	288.0				2.4			3.2			282.4			
					재 활 용	155.6	7.4				1.1						6.3			
					해역배출	39.7	39.7							39.7						
		F		발 생 량		370.2	3.8	0.0	0.0	0.0	2.0	0.0	0.0	1.8	0.0	0.0	0.0	0.0	0.0	0.0
				처리방법	매 립	354.2	1.8							1.8						
					소 각	2.0	2.0				2.0									
					재 활 용	14.0	0.0													
					해역배출	0.0	0.0													
		G		발 생 량		42.3	11.8	0.0	1.7	0.0	9.0	0.0	0.0	0.0	0.0	0.0	0.0	0.0	0.0	1.1
				처리방법	매 립	21.9	0.0													
					소 각	6.3	6.3				5.2									1.1
					재 활 용	14.1	5.5		1.7		3.8									
					해역배출	0.0	0.0													
		H		발 생 량		1.3	1.3	0.0	0.0	0.0	1.3	0.0	0.0	0.0	0.0	0.0	0.0	0.0	0.0	0.0
				처리방법	매 립	0.0	0.0													
					소 각	0.0	0.0													
					재 활 용	1.3	1.3				1.3									
					해역배출	0.0	0.0													
		M		발 생 량		10.3	0.0	0.0	0.0	0.0	0.0	0.0	0.0	0.0	0.0	0.0	0.0	0.0	0.0	0.0
				처리방법	매 립	0.0	0.0													
					소 각	0.0	0.0													
					재 활 용	10.3	0.0													
					해역배출	0.0	0.0													
		N		발 생 량		1.5	1.1	0.0	0.0	0.0	1.1	0.0	0.0	0.0	0.0	0.0	0.0	0.0	0.0	0.0
				처리방법	매 립	0.4	0.0													
					소 각	1.1	1.1				1.1									
					재 활 용	0.0	0.0													
					해역배출	0.0	0.0													
		P		발 생 량		0.1	0.0	0.0	0.0	0.0	0.0	0.0	0.0	0.0	0.0	0.0	0.0	0.0	0.0	0.0
				처리방법	매 립	0.0	0.0													
					소 각	0.0	0.0													
					재 활 용	0.1	0.0													
					해역배출	0.0	0.0													
		S		발 생 량		9.1	1.5	0.0	0.0	0.0	1.5	0.0	0.0	0.0	0.0	0.0	0.0	0.0	0.0	0.0
				처리방법	매 립	7.5	0.0													
					소 각	1.5	1.5				1.5									
					재 활 용	0.1	0.0													
					해역배출	0.0	0.0													
	고양시	소계		발 생 량		701.8	640.7	0.0	0.6	0.1	90.6	0.4	0.0	0.0	1.2	0.0	195.4	11.2	0.0	341.2
				처리방법	매 립	442.8	408.6	0.0	0.0	0.0	0.0	0.0	0.0	0.0	0.0	0.0	67.9	0.0	0.0	340.7
					소 각	22.3	22.3	0.0	0.0	0.1	4.5	0.0	0.0	0.0	1.2	0.0	16.5	0.0	0.0	0.0
					재 활 용	236.7	209.8	0.0	0.6	0.0	86.1	0.4	0.0	0.0	0.0	0.0	111.0	11.2	0.0	0.5
					해역배출	0.0	0.0	0.0	0.0	0.0	0.0	0.0	0.0	0.0	0.0	0.0	0.0	0.0	0.0	0.0
		C	10	발 생 량		0.2	0.2	0.0	0.0	0.0	0.0	0.0	0.0	0.0	0.0	0.0	0.0	0.0	0.0	0.2
				처리방법	매 립	0.0	0.0													
					소 각	0.0	0.0													
					재 활 용	0.2	0.2													0.2
					해역배출	0.0	0.0													
		C	13	발 생 량		2.9	0.0	0.0	0.0	0.0	0.0	0.0	0.0	0.0	0.0	0.0	0.0	0.0	0.0	0.0
				처리방법	매 립	2.9	0.0													
					소 각	0.0	0.0													
					재 활 용	0.0	0.0													
					해역배출	0.0	0.0							0.0						

(단위:톤/일)

구분		업종		발생량 및 처리현황	불 연 성															
시도	시군구	대분류	중분류		소계	광재류	연소재	소각재	분진류	폐주물사 모래류	폐금속류	폐석회 석고류	폐촉매	폐흡착재폐흡수재	유리·도자기편류	무기성오니류				기타
																폐수처리오니	공정오니	정수처리오니	하수처리오니	
경기	안산시	E		발 생 량	154.9	0.0	0.0	10.2	0.0	0.0	0.0	0.0	0.0	0.0	0.0	138.0	6.3	0.0	0.0	0.4
				처리방법 매 립	5.9												5.5			0.4
				처리방법 소 각	0.8												0.8			
				처리방법 재 활 용	148.2			10.2								138.0				
				처리방법 해역배출	0.0															
		F		발 생 량	366.4	0.4	39.8	309.7	0.1	0.3	0.0	0.1	0.0	0.0	0.0	4.3	0.0	0.0	0.0	11.7
				처리방법 매 립	352.4	0.4	39.8	295.7	0.1	0.3		0.1				4.3				11.7
				처리방법 소 각	0.0															
				처리방법 재 활 용	14.0			14.0												
				처리방법 해역배출	0.0															
		G		발 생 량	30.5	29.1	0.0	0.0	0.0	0.0	0.0	0.0	0.0	0.0	0.0	0.4	0.1	0.0	0.0	0.9
				처리방법 매 립	21.9	20.9										0.1				0.9
				처리방법 소 각	0.0															
				처리방법 재 활 용	8.6	8.2										0.3	0.1			
				처리방법 해역배출	0.0															
		H		발 생 량	0.0	0.0	0.0	0.0	0.0	0.0	0.0	0.0	0.0	0.0	0.0	0.0	0.0	0.0	0.0	0.0
				처리방법 매 립	0.0															
				처리방법 소 각	0.0															
				처리방법 재 활 용	0.0															
				처리방법 해역배출	0.0															
		M		발 생 량	10.3	0.0	0.0	0.0	0.0	0.0	0.0	0.0	0.0	0.0	0.0	0.0	0.0	0.0	0.0	10.3
				처리방법 매 립	0.0															
				처리방법 소 각	0.0															
				처리방법 재 활 용	10.3															10.3
				처리방법 해역배출	0.0															
		N		발 생 량	0.4	0.0	0.0	0.0	0.0	0.0	0.0	0.0	0.0	0.0	0.0	0.4	0.0	0.0	0.0	0.0
				처리방법 매 립	0.4											0.4				
				처리방법 소 각	0.0															
				처리방법 재 활 용	0.0															
				처리방법 해역배출	0.0															
		P		발 생 량	0.1	0.0	0.0	0.0	0.0	0.0	0.0	0.0	0.0	0.0	0.0	0.0	0.0	0.0	0.0	0.1
				처리방법 매 립	0.0															
				처리방법 소 각	0.0															
				처리방법 재 활 용	0.1															0.1
				처리방법 해역배출	0.0															
		S		발 생 량	7.6	7.5	0.0	0.0	0.0	0.0	0.0	0.0	0.0	0.0	0.0	0.0	0.0	0.0	0.0	0.1
				처리방법 매 립	7.5	7.5														
				처리방법 소 각	0.0															
				처리방법 재 활 용	0.1															0.1
				처리방법 해역배출	0.0															
	고양시	소계		발 생 량	61.1	0.0	0.0	14.0	0.0	4.3	0.0	0.0	0.1	0.0	0.7	1.0	0.2	1.2	0.0	39.6
				처리방법 매 립	34.2	0.0	0.0	14.0	0.0	0.0	0.0	0.0	0.0	0.0	0.3	0.4	0.0	0.0	0.0	19.5
				처리방법 소 각	0.0	0.0	0.0	0.0	0.0	0.0	0.0	0.0	0.0	0.0	0.0	0.0	0.0	0.0	0.0	0.0
				처리방법 재 활 용	26.9	0.0	0.0	0.0	0.0	4.3	0.0	0.0	0.1	0.0	0.4	0.6	0.2	1.2	0.0	20.1
				처리방법 해역배출	0.0	0.0	0.0	0.0	0.0	0.0	0.0	0.0	0.0	0.0	0.0	0.0	0.0	0.0	0.0	0.0
		C	10	발 생 량	0.0	0.0	0.0	0.0	0.0	0.0	0.0	0.0	0.0	0.0	0.0	0.0	0.0	0.0	0.0	0.0
				처리방법 매 립	0.0															
				처리방법 소 각	0.0															
				처리방법 재 활 용	0.0															
				처리방법 해역배출	0.0															
		C	13	발 생 량	2.9	0.0	0.0	2.5	0.0	0.0	0.0	0.0	0.0	0.0	0.0	0.4	0.0	0.0	0.0	0.0
				처리방법 매 립	2.9			2.5								0.4				
				처리방법 소 각	0.0															
				처리방법 재 활 용	0.0															
				처리방법 해역배출	0.0															

(단위:톤/일)

지역구분		업종		발생량 및 처리현황		총계	가 연 성														
시도	시군구	대분류	중분류				소계	폐지류	폐목재류	폐합성고분자화합물				유기성오니류				동식물성잔재물	폐식용유	기타
										폐섬유류	폐합성 수지	폐합성 고무	폐피혁	폐수처리오니	공정오니	정수 처리오니	하수 처리오니			
경기	고양시	C	16	발 생 량		0.3	0.3	0.0	0.0	0.0	0.3	0.0	0.0	0.0	0.0	0.0	0.0	0.0	0.0	0.0
				처리방법	매 립	0.0	0.0													
					소 각	0.3	0.3				0.3									
					재 활 용	0.0	0.0													
					해역배출	0.0	0.0													
		C	23	발 생 량		20.5	0.0	0.0	0.0	0.0	0.0	0.0	0.0	0.0	0.0	0.0	0.0	0.0	0.0	0.0
				처리방법	매 립	0.1	0.0													
					소 각	0.0	0.0													
					재 활 용	20.4	0.0													
					해역배출	0.0	0.0													
		C	33	발 생 량		4.5	4.1	0.0	0.0	0.1	3.7	0.3	0.0	0.0	0.0	0.0	0.0	0.0	0.0	0.0
				처리방법	매 립	0.2	0.0													
					소 각	3.8	3.8			0.1	3.7									
					재 활 용	0.5	0.3					0.3								
					해역배출	0.0	0.0													
		D		발 생 량		1.5	0.0	0.0	0.0	0.0	0.0	0.0	0.0	0.0	0.0	0.0	0.0	0.0	0.0	0.0
				처리방법	매 립	0.0	0.0													
					소 각	0.0	0.0													
					재 활 용	1.5	0.0													
					해역배출	0.0	0.0													
		E		발 생 량		249.2	214.0	0.0	0.6	0.0	5.5	0.1	0.0	0.0	1.2	0.0	195.4	11.2	0.0	0.0
				처리방법	매 립	98.9	67.9										67.9			
					소 각	17.7	17.7								1.2		16.5			
					재 활 용	132.6	128.4		0.6		5.5	0.1					111.0	11.2		
					해역배출	0.0	0.0													
		G		발 생 량		263.9	263.9	0.0	0.0	0.0	52.4	0.0	0.0	0.0	0.0	0.0	0.0	0.0	0.0	211.5
				처리방법	매 립	211.2	211.2													211.2
					소 각	0.0	0.0													
					재 활 용	52.7	52.7				52.4									0.3
					해역배출	0.0	0.0													
		H		발 생 량		0.6	0.5	0.0	0.0	0.0	0.5	0.0	0.0	0.0	0.0	0.0	0.0	0.0	0.0	0.0
				처리방법	매 립	0.0	0.0													
					소 각	0.5	0.5				0.5									
					재 활 용	0.1	0.0													
					해역배출	0.0	0.0													
		M		발 생 량		19.2	19.2	0.0	0.0	0.0	19.2	0.0	0.0	0.0	0.0	0.0	0.0	0.0	0.0	0.0
				처리방법	매 립	0.0	0.0													
					소 각	0.0	0.0													
					재 활 용	19.2	19.2				19.2									
					해역배출	0.0	0.0													
		Q		발 생 량		136.3	135.8	0.0	0.0	0.0	6.3	0.0	0.0	0.0	0.0	0.0	0.0	0.0	0.0	129.5
				처리방법	매 립	129.5	129.5													129.5
					소 각	0.0	0.0													
					재 활 용	6.8	6.3				6.3									
					해역배출	0.0	0.0													
		S		발 생 량		2.7	2.7	0.0	0.0	0.0	2.7	0.0	0.0	0.0	0.0	0.0	0.0	0.0	0.0	0.0
				처리방법	매 립	0.0	0.0													
					소 각	0.0	0.0													
					재 활 용	2.7	2.7				2.7									
					해역배출	0.0	0.0													
	과천시	소계		발 생 량		20.7	12.3	0.0	0.0	0.0	0.0	0.0	0.0	0.0	0.0	0.0	12.3	0.0	0.0	0.0
				처리방법	매 립	13.3	4.9	0.0	0.0	0.0	0.0	0.0	0.0	0.0	0.0	0.0	4.9	0.0	0.0	0.0
					소 각	7.4	7.4	0.0	0.0	0.0	0.0	0.0	0.0	0.0	0.0	0.0	7.4	0.0	0.0	0.0
					재 활 용	0.0	0.0	0.0	0.0	0.0	0.0	0.0	0.0	0.0	0.0	0.0	0.0	0.0	0.0	0.0
					해역배출	0.0	0.0	0.0	0.0	0.0	0.0	0.0	0.0	0.0	0.0	0.0	0.0	0.0	0.0	0.0

(단위:톤/일)

구분		업종		발생량 및 처리현황		불 연 성															
시도	시군구	대분류	중분류			소계	광재류	연소재	소각재	분진류	폐주물사 모래류	폐금속류	폐석회 석고류	폐촉매	폐흡착재폐흡수재	유리·도자기편류	무기성오니류				기타
																	폐수처리오니	공정오니	정수처리오니	하수처리오니	
경기	고양시	C	16	발 생 량		0.0	0.0	0.0	0.0	0.0	0.0	0.0	0.0	0.0	0.0	0.0	0.0	0.0	0.0	0.0	0.0
				처리방법	매 립	0.0															
					소 각	0.0															
					재 활 용	0.0															
					해역배출	0.0															
		C	23	발 생 량		20.5	0.0	0.0	0.0	0.0	0.0	0.0	0.0	0.0	0.0	0.5	0.2	0.0	0.0	0.0	19.8
				처리방법	매 립	0.1										0.1					
					소 각	0.0															
					재 활 용	20.4										0.4	0.2				19.8
					해역배출	0.0															
		C	33	발 생 량		0.4	0.0	0.0	0.0	0.0	0.0	0.0	0.0	0.0	0.0	0.2	0.0	0.2	0.0	0.0	0.0
				처리방법	매 립	0.2										0.2					
					소 각	0.0															
					재 활 용	0.2												0.2			
					해역배출	0.0															
		D		발 생 량		1.5	0.0	0.0	0.0	0.0	0.0	0.0	0.0	0.0	0.0	0.0	0.3	0.0	1.2	0.0	0.0
				처리방법	매 립	0.0															
					소 각	0.0															
					재 활 용	1.5											0.3		1.2		
					해역배출	0.0															
		E		발 생 량		35.2	0.0	0.0	11.5	0.0	3.8	0.0	0.0	0.1	0.0	0.0	0.0	0.0	0.0	0.0	19.8
				처리방법	매 립	31.0			11.5												19.5
					소 각	0.0															
					재 활 용	4.2					3.8			0.1							0.3
					해역배출	0.0															
		G		발 생 량		0.0	0.0	0.0	0.0	0.0	0.0	0.0	0.0	0.0	0.0	0.0	0.0	0.0	0.0	0.0	0.0
				처리방법	매 립	0.0															
					소 각	0.0															
					재 활 용	0.0															
					해역배출	0.0															
		H		발 생 량		0.1	0.0	0.0	0.0	0.0	0.0	0.0	0.0	0.0	0.0	0.0	0.1	0.0	0.0	0.0	0.0
				처리방법	매 립	0.0															
					소 각	0.0															
					재 활 용	0.1											0.1				
					해역배출	0.0															
		M		발 생 량		0.0	0.0	0.0	0.0	0.0	0.0	0.0	0.0	0.0	0.0	0.0	0.0	0.0	0.0	0.0	0.0
				처리방법	매 립	0.0															
					소 각	0.0															
					재 활 용	0.0															
					해역배출	0.0															
		Q		발 생 량		0.5	0.0	0.0	0.0	0.0	0.5	0.0	0.0	0.0	0.0	0.0	0.0	0.0	0.0	0.0	0.0
				처리방법	매 립	0.0															
					소 각	0.0															
					재 활 용	0.5					0.5										
					해역배출	0.0															
		S		발 생 량		0.0	0.0	0.0	0.0	0.0	0.0	0.0	0.0	0.0	0.0	0.0	0.0	0.0	0.0	0.0	0.0
				처리방법	매 립	0.0															
					소 각	0.0															
					재 활 용	0.0															
					해역배출	0.0															
	과천시	소계		발 생 량		8.4	0.0	0.0	7.8	0.0	0.0	0.0	0.0	0.0	0.0	0.0	0.0	0.0	0.6	0.0	0.0
				처리방법	매 립	8.4	0.0	0.0	7.8	0.0	0.0	0.0	0.0	0.0	0.0	0.0	0.0	0.0	0.6	0.0	0.0
					소 각	0.0	0.0	0.0	0.0	0.0	0.0	0.0	0.0	0.0	0.0	0.0	0.0	0.0	0.0	0.0	0.0
					재 활 용	0.0	0.0	0.0	0.0	0.0	0.0	0.0	0.0	0.0	0.0	0.0	0.0	0.0	0.0	0.0	0.0
					해역배출	0.0	0.0	0.0	0.0	0.0	0.0	0.0	0.0	0.0	0.0	0.0	0.0	0.0	0.0	0.0	0.0

(단위:톤/일)

지역구분		업종		발생량 및 처리현황		총계	가 연 성													
시도	시군구	대분류	중분류				소계	폐지류	폐목재류	폐합성고분자화합물				유기성오니류				동식물성잔재물	폐식용유	기타
										폐섬유류	폐합성 수지	폐합성 고무	폐피혁	폐수처리오니	공정오니	정수 처리오니	하수 처리오니			
경기	과천시	E		발 생 량		20.7	12.3	0.0	0.0	0.0	0.0	0.0	0.0	0.0	0.0	0.0	12.3	0.0	0.0	0.0
				처리방법	매 립	13.3	4.9										4.9			
					소 각	7.4	7.4										7.4			
					재 활 용	0.0	0.0													
					해역배출	0.0	0.0													
	구리시	소계		발 생 량		96.5	72.1	0.0	0.0	0.0	0.3	0.1	0.0	0.3	0.0	0.3	71.1	0.0	0.0	0.0
				처리방법	매 립	17.6	0.0	0.0	0.0	0.0	0.0	0.0	0.0	0.0	0.0	0.0	0.0	0.0	0.0	0.0
					소 각	71.4	71.4	0.0	0.0	0.0	0.3	0.0	0.0	0.0	0.0	0.0	71.1	0.0	0.0	0.0
					재 활 용	7.5	0.7	0.0	0.0	0.0	0.0	0.1	0.0	0.3	0.0	0.3	0.0	0.0	0.0	0.0
					해역배출	0.0	0.0	0.0	0.0	0.0	0.0	0.0	0.0	0.0	0.0	0.0	0.0	0.0	0.0	0.0
		C	10	발 생 량		0.1	0.1	0.0	0.0	0.0	0.1	0.0	0.0	0.0	0.0	0.0	0.0	0.0	0.0	0.0
				처리방법	매 립	0.0	0.0													
					소 각	0.1	0.1				0.1									
					재 활 용	0.0	0.0													
					해역배출	0.0	0.0													
		C	33	발 생 량		5.0	0.2	0.0	0.0	0.0	0.1	0.1	0.0	0.0	0.0	0.0	0.0	0.0	0.0	0.0
				처리방법	매 립	0.0	0.0													
					소 각	0.1	0.1				0.1									
					재 활 용	4.9	0.1					0.1								
					해역배출	0.0	0.0													
		D		발 생 량		1.9	0.0	0.0	0.0	0.0	0.0	0.0	0.0	0.0	0.0	0.0	0.0	0.0	0.0	0.0
				처리방법	매 립	0.0	0.0													
					소 각	0.0	0.0													
					재 활 용	1.9	0.0													
					해역배출	0.0	0.0													
		E		발 생 량		88.7	71.1	0.0	0.0	0.0	0.0	0.0	0.0	0.0	0.0	0.0	71.1	0.0	0.0	0.0
				처리방법	매 립	17.5	0.0													
					소 각	71.1	71.1										71.1			
					재 활 용	0.1	0.0													
					해역배출	0.0	0.0													
		G		발 생 량		0.3	0.3	0.0	0.0	0.0	0.0	0.0	0.0	0.3	0.0	0.0	0.0	0.0	0.0	0.0
				처리방법	매 립	0.0	0.0													
					소 각	0.0	0.0													
					재 활 용	0.3	0.3							0.3						
					해역배출	0.0	0.0													
		I		발 생 량		0.3	0.3	0.0	0.0	0.0	0.0	0.0	0.0	0.0	0.0	0.3	0.0	0.0	0.0	0.0
				처리방법	매 립	0.0	0.0													
					소 각	0.0	0.0													
					재 활 용	0.3	0.3									0.3				
					해역배출	0.0	0.0													
		O		발 생 량		0.1	0.1	0.0	0.0	0.0	0.1	0.0	0.0	0.0	0.0	0.0	0.0	0.0	0.0	0.0
				처리방법	매 립	0.0	0.0													
					소 각	0.1	0.1				0.1									
					재 활 용	0.0	0.0													
					해역배출	0.0	0.0													
		Q		발 생 량		0.1	0.0	0.0	0.0	0.0	0.0	0.0	0.0	0.0	0.0	0.0	0.0	0.0	0.0	0.0
				처리방법	매 립	0.1	0.0													
					소 각	0.0	0.0													
					재 활 용	0.0	0.0													
					해역배출	0.0	0.0													
	남양주시	소계		발 생 량		475.4	356.4	0.0	2.3	3.4	39.7	0.5	0.0	112.8	0.0	0.0	0.0	1.4	0.0	196.3
				처리방법	매 립	180.5	177.6	0.0	0.0	0.0	0.0	0.0	0.0	32.7	0.0	0.0	0.0	0.0	0.0	144.9
					소 각	14.0	14.0	0.0	0.3	0.2	8.9	0.0	0.0	2.3	0.0	0.0	0.0	0.0	0.0	2.3
					재 활 용	273.8	157.7	0.0	2.0	3.2	30.8	0.5	0.0	70.7	0.0	0.0	0.0	1.4	0.0	49.1
					해역배출	7.1	7.1	0.0	0.0	0.0	0.0	0.0	0.0	7.1	0.0	0.0	0.0	0.0	0.0	0.0

(단위:톤/일)

구분		업종		발생량 및 처리현황	불 연 성															
시도	시군구	대분류	중분류		소계	광재류	연소재	소각재	분진류	폐주물사 모래류	폐금속류	폐석회 석고류	폐촉매	폐흡착재폐흡수재	유리·도자기편류	무기성오니류				기타
																폐수처리오니	공정오니	정수처리오니	하수처리오니	
경기	과천시	E		발 생 량	8.4	0.0	0.0	7.8	0.0	0.0	0.0	0.0	0.0	0.0	0.0	0.0	0.0	0.6	0.0	0.0
				처리방법 매 립	8.4			7.8										0.6		
				처리방법 소 각	0.0															
				처리방법 재 활 용	0.0															
				처리방법 해역배출	0.0															
	구리시	소계		발 생 량	24.4	0.0	0.0	17.6	0.0	0.0	0.0	4.8	0.0	0.0	0.0	0.1	0.0	1.9	0.0	0.0
				처리방법 매 립	17.6	0.0	0.0	17.5	0.0	0.0	0.0	0.0	0.0	0.0	0.0	0.1	0.0	0.0	0.0	0.0
				처리방법 소 각	0.0	0.0	0.0	0.0	0.0	0.0	0.0	0.0	0.0	0.0	0.0	0.0	0.0	0.0	0.0	0.0
				처리방법 재 활 용	6.8	0.0	0.0	0.1	0.0	0.0	0.0	4.8	0.0	0.0	0.0	0.0	0.0	1.9	0.0	0.0
				처리방법 해역배출	0.0	0.0	0.0	0.0	0.0	0.0	0.0	0.0	0.0	0.0	0.0	0.0	0.0	0.0	0.0	0.0
		C	10	발 생 량	0.0	0.0	0.0	0.0	0.0	0.0	0.0	0.0	0.0	0.0	0.0	0.0	0.0	0.0	0.0	0.0
				처리방법 매 립	0.0															
				처리방법 소 각	0.0															
				처리방법 재 활 용	0.0															
				처리방법 해역배출	0.0															
		C	33	발 생 량	4.8	0.0	0.0	0.0	0.0	0.0	0.0	4.8	0.0	0.0	0.0	0.0	0.0	0.0	0.0	0.0
				처리방법 매 립	0.0															
				처리방법 소 각	0.0															
				처리방법 재 활 용	4.8							4.8								
				처리방법 해역배출	0.0															
		D		발 생 량	1.9	0.0	0.0	0.0	0.0	0.0	0.0	0.0	0.0	0.0	0.0	0.0	0.0	1.9	0.0	0.0
				처리방법 매 립	0.0															
				처리방법 소 각	0.0															
				처리방법 재 활 용	1.9													1.9		
				처리방법 해역배출	0.0															
		E		발 생 량	17.6	0.0	0.0	17.6	0.0	0.0	0.0	0.0	0.0	0.0	0.0	0.0	0.0	0.0	0.0	0.0
				처리방법 매 립	17.5			17.5												
				처리방법 소 각	0.0															
				처리방법 재 활 용	0.1			0.1												
				처리방법 해역배출	0.0															
		G		발 생 량	0.0	0.0	0.0	0.0	0.0	0.0	0.0	0.0	0.0	0.0	0.0	0.0	0.0	0.0	0.0	0.0
				처리방법 매 립	0.0															
				처리방법 소 각	0.0															
				처리방법 재 활 용	0.0															
				처리방법 해역배출	0.0															
		I		발 생 량	0.0	0.0	0.0	0.0	0.0	0.0	0.0	0.0	0.0	0.0	0.0	0.0	0.0	0.0	0.0	0.0
				처리방법 매 립	0.0															
				처리방법 소 각	0.0															
				처리방법 재 활 용	0.0															
				처리방법 해역배출	0.0															
		O		발 생 량	0.0	0.0	0.0	0.0	0.0	0.0	0.0	0.0	0.0	0.0	0.0	0.0	0.0	0.0	0.0	0.0
				처리방법 매 립	0.0															
				처리방법 소 각	0.0															
				처리방법 재 활 용	0.0															
				처리방법 해역배출	0.0															
		Q		발 생 량	0.1	0.0	0.0	0.0	0.0	0.0	0.0	0.0	0.0	0.0	0.0	0.1	0.0	0.0	0.0	0.0
				처리방법 매 립	0.1											0.1				
				처리방법 소 각	0.0															
				처리방법 재 활 용	0.0															
				처리방법 해역배출	0.0															
	남양주시	소계		발 생 량	119.0	0.0	0.0	0.0	0.0	0.6	0.0	0.0	0.0	0.0	0.0	94.8	0.0	0.0	0.0	23.6
				처리방법 매 립	2.9	0.0	0.0	0.0	0.0	0.0	0.0	0.0	0.0	0.0	0.0	0.8	0.0	0.0	0.0	2.1
				처리방법 소 각	0.0	0.0	0.0	0.0	0.0	0.0	0.0	0.0	0.0	0.0	0.0	0.0	0.0	0.0	0.0	0.0
				처리방법 재 활 용	116.1	0.0	0.0	0.0	0.0	0.6	0.0	0.0	0.0	0.0	0.0	94.0	0.0	0.0	0.0	21.5
				처리방법 해역배출	0.0	0.0	0.0	0.0	0.0	0.0	0.0	0.0	0.0	0.0	0.0	0.0	0.0	0.0	0.0	0.0

(단위:톤/일)

지역구분		업종		발생량 및 처리현황		총계	가 연 성													
시도	시군구	대분류	중분류				소계	폐지류	폐목재류	폐합성고분자화합물				유기성오니류				동식물성잔재물	폐식용유	기타
										폐섬유류	폐합성 수지	폐합성 고무	폐피혁	폐수처리오니	공정오니	정수 처리오니	하수 처리오니			
경기	남양주시	C	10	발 생 량		16.1	16.1	0.0	0.1	0.0	1.9	0.0	0.0	9.5	0.0	0.0	0.0	1.4	0.0	3.2
				처리방법	매 립	0.0	0.0													
					소 각	4.5	4.5		0.1		1.6			2.3						0.5
					재 활 용	4.5	4.5				0.3			0.1				1.4		2.7
					해역배출	7.1	7.1							7.1						
		C	13	발 생 량		1.6	1.6	0.0	0.0	1.6	0.0	0.0	0.0	0.0	0.0	0.0	0.0	0.0	0.0	0.0
				처리방법	매 립	0.0	0.0													
					소 각	0.0	0.0													
					재 활 용	1.6	1.6			1.6										
					해역배출	0.0	0.0													
		C	18	발 생 량		0.2	0.2	0.0	0.0	0.0	0.0	0.0	0.0	0.0	0.0	0.0	0.0	0.0	0.0	0.2
				처리방법	매 립	0.2	0.2													0.2
					소 각	0.0	0.0													
					재 활 용	0.0	0.0													
					해역배출	0.0	0.0													
		C	21	발 생 량		0.1	0.1	0.0	0.0	0.0	0.1	0.0	0.0	0.0	0.0	0.0	0.0	0.0	0.0	0.0
				처리방법	매 립	0.0	0.0													
					소 각	0.1	0.1				0.1									
					재 활 용	0.0	0.0													0.0
					해역배출	0.0	0.0													
		C	22	발 생 량		14.0	13.0	0.0	0.0	0.0	13.0	0.0	0.0	0.0	0.0	0.0	0.0	0.0	0.0	0.0
				처리방법	매 립	0.7	0.0													
					소 각	0.3	0.3				0.3									
					재 활 용	13.0	12.7				12.7									
					해역배출	0.0	0.0													
		C	23	발 생 량		27.2	0.6	0.0	0.1	0.0	0.5	0.0	0.0	0.0	0.0	0.0	0.0	0.0	0.0	0.0
				처리방법	매 립	0.7	0.0			0.0										
					소 각	0.0	0.0													
					재 활 용	26.5	0.6		0.1		0.5									
					해역배출	0.0	0.0													
		C	25	발 생 량		0.9	0.3	0.0	0.0	0.0	0.0	0.0	0.0	0.3	0.0	0.0	0.0	0.0	0.0	0.0
				처리방법	매 립	0.3	0.3							0.3						
					소 각	0.0	0.0													
					재 활 용	0.6	0.0				0.0									
					해역배출	0.0	0.0													
		C	32	발 생 량		0.3	0.3	0.0	0.3	0.0	0.0	0.0	0.0	0.0	0.0	0.0	0.0	0.0	0.0	0.0
				처리방법	매 립	0.0	0.0													
					소 각	0.0	0.0				0.0									
					재 활 용	0.3	0.3		0.3											
					해역배출	0.0	0.0													
		C	33	발 생 량		0.1	0.1	0.0	0.0	0.0	0.1	0.0	0.0	0.0	0.0	0.0	0.0	0.0	0.0	0.0
				처리방법	매 립	0.0	0.0													
					소 각	0.0	0.0													
					재 활 용	0.1	0.1				0.1									
					해역배출	0.0	0.0													
		E		발 생 량		411.6	321.6	0.0	1.7	0.0	24.0	0.0	0.0	103.0	0.0	0.0	0.0	0.0	0.0	192.9
				처리방법	매 립	177.8	177.1							32.4						144.7
					소 각	8.8	8.8		0.1		6.9									1.8
					재 활 용	225.0	135.7		1.6		17.1			70.6						46.4
					해역배출	0.0	0.0													
		F		발 생 량		0.2	0.2	0.0	0.1	0.0	0.1	0.0	0.0	0.0	0.0	0.0	0.0	0.0	0.0	0.0
				처리방법	매 립	0.0	0.0													
					소 각	0.1	0.1		0.1											
					재 활 용	0.1	0.1				0.1									
					해역배출	0.0	0.0													

(단위:톤/일)

구분		업종		발생량 및 처리현황		불 연 성															
시도	시군구	대분류	중분류			소계	광재류	연소재	소각재	분진류	폐주물사 모래류	폐금속류	폐석회 석고류	폐촉매	폐흡착재폐흡수재	유리·도자기편류	무기성오니류				기타
																	폐수처리오니	공정오니	정수처리오니	하수처리오니	
경기	남양주시	C	10	발 생 량		0.0	0.0	0.0	0.0	0.0	0.0	0.0	0.0	0.0	0.0	0.0	0.0	0.0	0.0	0.0	0.0
				처리방법	매 립	0.0			0.0												
					소 각	0.0															
					재 활 용	0.0															
					해역배출	0.0															
		C	13	발 생 량		0.0	0.0	0.0	0.0	0.0	0.0	0.0	0.0	0.0	0.0	0.0	0.0	0.0	0.0	0.0	0.0
				처리방법	매 립	0.0															
					소 각	0.0															
					재 활 용	0.0															
					해역배출	0.0															
		C	18	발 생 량		0.0	0.0	0.0	0.0	0.0	0.0	0.0	0.0	0.0	0.0	0.0	0.0	0.0	0.0	0.0	0.0
				처리방법	매 립	0.0															
					소 각	0.0															
					재 활 용	0.0															
					해역배출	0.0															
		C	21	발 생 량		0.0	0.0	0.0	0.0	0.0	0.0	0.0	0.0	0.0	0.0	0.0	0.0	0.0	0.0	0.0	0.0
				처리방법	매 립	0.0															
					소 각	0.0															
					재 활 용	0.0															
					해역배출	0.0															
		C	22	발 생 량		1.0	0.0	0.0	0.0	0.0	0.0	0.0	0.0	0.0	0.0	0.0	0.3	0.0	0.0	0.0	0.7
				처리방법	매 립	0.7															0.7
					소 각	0.0															
					재 활 용	0.3											0.3				
					해역배출	0.0															
		C	23	발 생 량		26.6	0.0	0.0	0.0	0.0	0.0	0.0	0.0	0.0	0.0	0.0	4.5	0.0	0.0	0.0	22.1
				처리방법	매 립	0.7											0.1				0.6
					소 각	0.0															
					재 활 용	25.9											4.4				21.5
					해역배출	0.0															
		C	25	발 생 량		0.6	0.0	0.0	0.0	0.0	0.6	0.0	0.0	0.0	0.0	0.0	0.0	0.0	0.0	0.0	0.0
				처리방법	매 립	0.0															
					소 각	0.0															
					재 활 용	0.6					0.6										
					해역배출	0.0															
		C	32	발 생 량		0.0	0.0	0.0	0.0	0.0	0.0	0.0	0.0	0.0	0.0	0.0	0.0	0.0	0.0	0.0	0.0
				처리방법	매 립	0.0															
					소 각	0.0															
					재 활 용	0.0															
					해역배출	0.0															
		C	33	발 생 량		0.0	0.0	0.0	0.0	0.0	0.0	0.0	0.0	0.0	0.0	0.0	0.0	0.0	0.0	0.0	0.0
				처리방법	매 립	0.0															
					소 각	0.0															
					재 활 용	0.0															
					해역배출	0.0															
		E		발 생 량		90.0	0.0	0.0	0.0	0.0	0.0	0.0	0.0	0.0	0.0	0.0	90.0	0.0	0.0	0.0	0.0
				처리방법	매 립	0.7											0.7				
					소 각	0.0															
					재 활 용	89.3											89.3				
					해역배출	0.0															
		F		발 생 량		0.0	0.0	0.0	0.0	0.0	0.0	0.0	0.0	0.0	0.0	0.0	0.0	0.0	0.0	0.0	0.0
				처리방법	매 립	0.0															
					소 각	0.0															
					재 활 용	0.0															
					해역배출	0.0															

(단위:톤/일)

지역구분		업종		발생량 및 처리현황		총계	가 연 성														
시도	시군구	대분류	중분류				소계	폐지류	폐목재류	폐합성고분자화합물				유기성오니류				동식물성잔재물	폐식용유	기타
										폐섬유류	폐합성 수지	폐합성 고무	폐피혁	폐수처리오니	공정오니	정수 처리오니	하수 처리오니			
경기	남양주시	G		발 생 량		3.1	2.3	0.0	0.0	1.8	0.0	0.5	0.0	0.0	0.0	0.0	0.0	0.0	0.0	0.0
				처리방법	매 립	0.8	0.0													
					소 각	0.2	0.2			0.2										
					재 활 용	2.1	2.1			1.6	0.0	0.5								
					해역배출	0.0	0.0													
	오산시	소계		발 생 량		398.2	293.8	0.0	0.0	0.1	135.2	0.0	0.0	77.6	4.3	0.0	74.3	0.0	0.1	2.2
				처리방법	매 립	103.9	7.7	0.0	0.0	0.0	0.0	0.0	0.0	7.1	0.6	0.0	0.0	0.0	0.0	0.0
					소 각	66.1	66.1	0.0	0.0	0.0	3.2	0.0	0.0	7.2	1.3	0.0	54.4	0.0	0.0	0.0
					재 활 용	195.9	187.7	0.0	0.0	0.1	132.0	0.0	0.0	31.9	1.5	0.0	19.9	0.0	0.1	2.2
					해역배출	32.3	32.3	0.0	0.0	0.0	0.0	0.0	0.0	31.4	0.9	0.0	0.0	0.0	0.0	0.0
		C	10	발 생 량		7.5	7.5	0.0	0.0	0.0	1.2	0.0	0.0	3.1	0.9	0.0	0.0	0.0	0.1	2.2
				처리방법	매 립	0.0	0.0													
					소 각	0.7	0.7				0.7									
					재 활 용	4.9	4.9				0.5			2.1					0.1	2.2
					해역배출	1.9	1.9							1.0	0.9					
		C	16	발 생 량		0.1	0.0	0.0	0.0	0.0	0.0	0.0	0.0	0.0	0.0	0.0	0.0	0.0	0.0	0.0
				처리방법	매 립	0.1	0.0													
					소 각	0.0	0.0													
					재 활 용	0.0	0.0													
					해역배출	0.0	0.0													
		C	17	발 생 량		267.3	196.8	0.0	0.0	0.0	123.5	0.0	0.0	72.3	1.0	0.0	0.0	0.0	0.0	0.0
				처리방법	매 립	70.9	7.7							7.1	0.6					
					소 각	7.2	7.2							7.2						
					재 활 용	158.8	151.5				123.5			27.6	0.4					
					해역배출	30.4	30.4							30.4						
		C	20	발 생 량		1.7	1.6	0.0	0.0	0.0	0.0	0.0	0.0	1.6	0.0	0.0	0.0	0.0	0.0	0.0
				처리방법	매 립	0.0	0.0													
					소 각	0.0	0.0													
					재 활 용	1.7	1.6							1.6						
					해역배출	0.0	0.0													
		C	21	발 생 량		0.1	0.0	0.0	0.0	0.0	0.0	0.0	0.0	0.0	0.0	0.0	0.0	0.0	0.0	0.0
				처리방법	매 립	0.0	0.0													
					소 각	0.0	0.0													
					재 활 용	0.1	0.0													
					해역배출	0.0	0.0													
		C	22	발 생 량		1.1	0.6	0.0	0.0	0.0	0.0	0.0	0.0	0.6	0.0	0.0	0.0	0.0	0.0	0.0
				처리방법	매 립	0.3	0.0													
					소 각	0.0	0.0													
					재 활 용	0.8	0.6							0.6						
					해역배출	0.0	0.0													
		C	23	발 생 량		0.5	0.1	0.0	0.0	0.0	0.1	0.0	0.0	0.0	0.0	0.0	0.0	0.0	0.0	0.0
				처리방법	매 립	0.3	0.0													
					소 각	0.0	0.0													
					재 활 용	0.2	0.1				0.1									
					해역배출	0.0	0.0													
		C	24	발 생 량		0.5	0.0	0.0	0.0	0.0	0.0	0.0	0.0	0.0	0.0	0.0	0.0	0.0	0.0	0.0
				처리방법	매 립	0.5	0.0													
					소 각	0.0	0.0													
					재 활 용	0.0	0.0													
					해역배출	0.0	0.0													
		C	33	발 생 량		0.6	0.2	0.0	0.0	0.1	0.1	0.0	0.0	0.0	0.0	0.0	0.0	0.0	0.0	0.0
				처리방법	매 립	0.2	0.0													
					소 각	0.0	0.0													
					재 활 용	0.4	0.2			0.1	0.1									
					해역배출	0.0	0.0													

(단위:톤/일)

구분		업종		발생량 및 처리현황		불 연 성															
시도	시군구	대분류	중분류			소계	광재류	연소재	소각재	분진류	폐주물사 모래류	폐금속류	폐석회 석고류	폐촉매	폐흡착재폐흡수재	유리·도자기편류	무기성오니류				기타
																	폐수처리오니	공정오니	정수처리오니	하수처리오니	
경기	남양주시	G		발 생 량		0.8	0.0	0.0	0.0	0.0	0.0	0.0	0.0	0.0	0.0	0.0	0.0	0.0	0.0	0.0	0.8
				처리방법	매 립	0.8															0.8
					소 각	0.0															
					재 활 용	0.0															
					해역배출	0.0															
	오산시	소계		발 생 량		104.4	0.5	0.0	87.0	0.0	11.1	0.0	0.0	0.0	0.7	1.0	2.5	0.6	0.0	1.0	0.0
				처리방법	매 립	96.2	0.5	0.0	86.2	0.0	4.6	0.0	0.0	0.0	0.1	1.0	2.4	0.4	0.0	1.0	0.0
					소 각	0.0	0.0	0.0	0.0	0.0	0.0	0.0	0.0	0.0	0.0	0.0	0.0	0.0	0.0	0.0	0.0
					재 활 용	8.2	0.0	0.0	0.8	0.0	6.5	0.0	0.0	0.0	0.6	0.0	0.1	0.2	0.0	0.0	0.0
					해역배출	0.0	0.0	0.0	0.0	0.0	0.0	0.0	0.0	0.0	0.0	0.0	0.0	0.0	0.0	0.0	0.0
		C	10	발 생 량		0.0	0.0	0.0	0.0	0.0	0.0	0.0	0.0	0.0	0.0	0.0	0.0	0.0	0.0	0.0	0.0
				처리방법	매 립	0.0															
					소 각	0.0															
					재 활 용	0.0															
					해역배출	0.0															
		C	16	발 생 량		0.1	0.0	0.0	0.0	0.0	0.0	0.0	0.0	0.0	0.1	0.0	0.0	0.0	0.0	0.0	0.0
				처리방법	매 립	0.1									0.1						
					소 각	0.0															
					재 활 용	0.0															
					해역배출	0.0															
		C	17	발 생 량		70.5	0.0	0.0	59.4	0.0	11.1	0.0	0.0	0.0	0.0	0.0	0.0	0.0	0.0	0.0	0.0
				처리방법	매 립	63.2			58.6		4.6										
					소 각	0.0															
					재 활 용	7.3			0.8		6.5										
					해역배출	0.0															
		C	20	발 생 량		0.1	0.0	0.0	0.0	0.0	0.0	0.0	0.0	0.0	0.1	0.0	0.0	0.0	0.0	0.0	0.0
				처리방법	매 립	0.0															
					소 각	0.0															
					재 활 용	0.1									0.1						
					해역배출	0.0															
		C	21	발 생 량		0.1	0.0	0.0	0.0	0.0	0.0	0.0	0.0	0.0	0.1	0.0	0.0	0.0	0.0	0.0	0.0
				처리방법	매 립	0.0															
					소 각	0.0															
					재 활 용	0.1									0.1						
					해역배출	0.0															
		C	22	발 생 량		0.5	0.0	0.0	0.0	0.0	0.0	0.0	0.0	0.0	0.2	0.0	0.0	0.3	0.0	0.0	0.0
				처리방법	매 립	0.3												0.3			
					소 각	0.0															
					재 활 용	0.2									0.2						
					해역배출	0.0															
		C	23	발 생 량		0.4	0.3	0.0	0.0	0.0	0.0	0.0	0.0	0.0	0.1	0.0	0.0	0.0	0.0	0.0	0.0
				처리방법	매 립	0.3	0.3														
					소 각	0.0															
					재 활 용	0.1									0.1						
					해역배출	0.0															
		C	24	발 생 량		0.5	0.2	0.0	0.0	0.0	0.0	0.0	0.0	0.0	0.0	0.0	0.2	0.1	0.0	0.0	0.0
				처리방법	매 립	0.5	0.2										0.2	0.1			
					소 각	0.0															
					재 활 용	0.0															
					해역배출	0.0															
		C	33	발 생 량		0.4	0.0	0.0	0.0	0.0	0.0	0.0	0.0	0.0	0.1	0.0	0.2	0.1	0.0	0.0	0.0
				처리방법	매 립	0.2											0.2				
					소 각	0.0															
					재 활 용	0.2									0.1			0.1			
					해역배출	0.0															

(단위:톤/일)

지역구분		업종		발생량 및 처리현황		총계	가 연 성														
시도	시군구	대분류	중분류				소계	폐지류	폐목재류	폐합성고분자화합물				유기성오니류				동식물성잔재물	폐식용유	기타
										폐섬유류	폐합성 수지	폐합성 고무	폐피혁	폐수처리오니	공정오니	정수 처리오니	하수 처리오니			
경기	오산시	D		발 생 량		0.4	0.1	0.0	0.0	0.0	0.1	0.0	0.0	0.0	0.0	0.0	0.0	0.0	0.0	0.0
				처리방법	매 립	0.3	0.0													
					소 각	0.1	0.1				0.1									
					재 활 용	0.0	0.0													
					해역배출	0.0	0.0													
		E		발 생 량		38.3	7.9	0.0	0.0	0.0	7.9	0.0	0.0	0.0	0.0	0.0	0.0	0.0	0.0	0.0
				처리방법	매 립	30.3	0.0													
					소 각	0.1	0.1				0.1									
					재 활 용	7.9	7.8				7.8									
					해역배출	0.0	0.0													
		H		발 생 량		0.1	0.0	0.0	0.0	0.0	0.0	0.0	0.0	0.0	0.0	0.0	0.0	0.0	0.0	0.0
				처리방법	매 립	0.0	0.0													
					소 각	0.0	0.0													
					재 활 용	0.1	0.0													
					해역배출	0.0	0.0													
		O		발 생 량		80.0	79.0	0.0	0.0	0.0	2.3	0.0	0.0	0.0	2.4	0.0	74.3	0.0	0.0	0.0
				처리방법	매 립	1.0	0.0													
					소 각	58.0	58.0				2.3				1.3		54.4			
					재 활 용	21.0	21.0								1.1		19.9			
					해역배출	0.0	0.0													
	시흥시	소계		발 생 량		790.2	435.6	0.0	3.6	13.1	109.1	3.2	0.0	8.9	9.9	0.0	167.0	22.3	0.0	98.5
				처리방법	매 립	353.6	105.9	0.0	0.0	0.0	2.9	0.0	0.0	8.9	3.2	0.0	0.0	2.3	0.0	88.6
					소 각	254.6	254.1	0.0	0.0	1.8	79.4	2.8	0.0	0.0	0.1	0.0	167.0	0.3	0.0	2.7
					재 활 용	176.7	70.3	0.0	3.6	11.3	26.8	0.4	0.0	0.0	1.3	0.0	0.0	19.7	0.0	7.2
					해역배출	5.3	5.3	0.0	0.0	0.0	0.0	0.0	0.0	0.0	5.3	0.0	0.0	0.0	0.0	0.0
		C	10	발 생 량		10.8	10.8	0.0	0.0	0.0	3.4	0.0	0.0	0.0	6.6	0.0	0.0	0.4	0.0	0.4
				처리방법	매 립	0.0	0.0													
					소 각	3.4	3.4				3.4									
					재 활 용	2.1	2.1								1.3			0.4		0.4
					해역배출	5.3	5.3							0.0	5.3					
		C	13	발 생 량		0.1	0.1	0.0	0.0	0.0	0.1	0.0	0.0	0.0	0.0	0.0	0.0	0.0	0.0	0.0
				처리방법	매 립	0.0	0.0													
					소 각	0.1	0.1				0.1									
					재 활 용	0.0	0.0													
					해역배출	0.0	0.0													
		C	15	발 생 량		1.8	1.7	0.0	0.0	0.0	0.3	1.4	0.0	0.0	0.0	0.0	0.0	0.0	0.0	0.0
				처리방법	매 립	0.1	0.0													
					소 각	1.5	1.5				0.2	1.3								
					재 활 용	0.2	0.2				0.1	0.1								
					해역배출	0.0	0.0													
		C	16	발 생 량		0.7	0.2	0.0	0.0	0.0	0.2	0.0	0.0	0.0	0.0	0.0	0.0	0.0	0.0	0.0
				처리방법	매 립	0.5	0.0													
					소 각	0.2	0.2				0.2									
					재 활 용	0.0	0.0													
					해역배출	0.0	0.0													
		C	17	발 생 량		0.7	0.7	0.0	0.0	0.0	0.7	0.0	0.0	0.0	0.0	0.0	0.0	0.0	0.0	0.0
				처리방법	매 립	0.0	0.0													
					소 각	0.0	0.0													
					재 활 용	0.7	0.7				0.7									
					해역배출	0.0	0.0													
		C	18	발 생 량		10.9	6.0	0.0	0.1	0.0	5.0	0.0	0.0	0.0	0.1	0.0	0.0	0.0	0.0	0.8
				처리방법	매 립	0.1	0.0													
					소 각	4.2	4.2				4.0				0.1					0.1
					재 활 용	6.6	1.8		0.1		1.0									0.7
					해역배출	0.0	0.0													

(단위:톤/일)

구분		업종		발생량 및 처리현황		불 연 성															
시도	시군구	대분류	중분류			소계	광재류	연소재	소각재	분진류	폐주물사 모래류	폐금속류	폐석회 석고류	폐촉매	폐흡착재폐흡수재	유리·도자기편류	무기성오니류				기타
																	폐수처리오니	공정오니	정수처리오니	하수처리오니	
경기	오산시	D		발 생 량		0.3	0.0	0.0	0.0	0.0	0.0	0.0	0.0	0.0	0.0	0.0	0.3	0.0	0.0	0.0	0.0
				처리방법	매 립	0.3											0.3				
					소 각	0.0															
					재 활 용	0.0															
					해역배출	0.0															
		E		발 생 량		30.4	0.0	0.0	27.6	0.0	0.0	0.0	0.0	0.0	0.0	1.0	1.7	0.1	0.0	0.0	0.0
				처리방법	매 립	30.3			27.6							1.0	1.7				
					소 각	0.0															
					재 활 용	0.1												0.1			
					해역배출	0.0															
		H		발 생 량		0.1	0.0	0.0	0.0	0.0	0.0	0.0	0.0	0.0	0.0	0.0	0.1	0.0	0.0	0.0	0.0
				처리방법	매 립	0.0															
					소 각	0.0															
					재 활 용	0.1											0.1				
					해역배출	0.0															
		O		발 생 량		1.0	0.0	0.0	0.0	0.0	0.0	0.0	0.0	0.0	0.0	0.0	0.0	0.0	0.0	1.0	0.0
				처리방법	매 립	1.0														1.0	
					소 각	0.0															
					재 활 용	0.0															
					해역배출	0.0															
	시흥시	소계		발 생 량		354.6	4.4	0.0	197.0	8.4	61.3	1.9	4.3	0.0	1.7	1.4	10.1	5.0	0.0	0.0	59.1
				처리방법	매 립	247.7	1.8	0.0	163.0	1.6	12.0	0.1	4.3	0.0	0.3	0.8	2.7	4.4	0.0	0.0	56.7
					소 각	0.5	0.0	0.0	0.0	0.0	0.0	0.0	0.0	0.0	0.0	0.0	0.2	0.3	0.0	0.0	0.0
					재 활 용	106.4	2.6	0.0	34.0	6.8	49.3	1.8	0.0	0.0	1.4	0.6	7.2	0.3	0.0	0.0	2.4
					해역배출	0.0	0.0	0.0	0.0	0.0	0.0	0.0	0.0	0.0	0.0	0.0	0.0	0.0	0.0	0.0	0.0
		C	10	발 생 량		0.0	0.0	0.0	0.0	0.0	0.0	0.0	0.0	0.0	0.0	0.0	0.0	0.0	0.0	0.0	0.0
				처리방법	매 립	0.0															
					소 각	0.0															
					재 활 용	0.0															
					해역배출	0.0											0.0	0.0			
		C	13	발 생 량		0.0	0.0	0.0	0.0	0.0	0.0	0.0	0.0	0.0	0.0	0.0	0.0	0.0	0.0	0.0	0.0
				처리방법	매 립	0.0															
					소 각	0.0															
					재 활 용	0.0															
					해역배출	0.0															
		C	15	발 생 량		0.1	0.0	0.0	0.0	0.0	0.0	0.0	0.0	0.0	0.0	0.0	0.1	0.0	0.0	0.0	0.0
				처리방법	매 립	0.1											0.1				
					소 각	0.0															
					재 활 용	0.0															
					해역배출	0.0															
		C	16	발 생 량		0.5	0.0	0.0	0.0	0.0	0.0	0.0	0.0	0.0	0.0	0.0	0.5	0.0	0.0	0.0	0.0
				처리방법	매 립	0.5											0.5				
					소 각	0.0															
					재 활 용	0.0															
					해역배출	0.0															
		C	17	발 생 량		0.0	0.0	0.0	0.0	0.0	0.0	0.0	0.0	0.0	0.0	0.0	0.0	0.0	0.0	0.0	0.0
				처리방법	매 립	0.0															
					소 각	0.0															
					재 활 용	0.0															
					해역배출	0.0															
		C	18	발 생 량		4.9	0.0	0.0	0.0	0.1	0.0	0.0	0.0	0.0	0.2	0.0	4.4	0.2	0.0	0.0	0.0
				처리방법	매 립	0.1				0.1											
					소 각	0.0															
					재 활 용	4.8									0.2		4.4	0.2			
					해역배출	0.0															

(단위:톤/일)

지역구분		업종		발생량 및 처리현황		총계	가 연 성														
시도	시군구	대분류	중분류				소계	폐지류	폐목재류	폐합성고분자화합물				유기성오니류				동식물성잔재물	폐식용유	기타
										폐섬유류	폐합성 수지	폐합성 고무	폐피혁	폐수처리오니	공정오니	정수 처리오니	하수 처리오니			
경기	시흥시	C	20	발 생 량		21.6	6.6	0.0	0.0	0.0	5.1	1.4	0.0	0.0	0.0	0.0	0.0	0.0	0.0	0.1
				처리방법	매 립	4.9	0.0													
					소 각	4.3	4.2				2.9	1.2								0.1
					재 활 용	12.4	2.4				2.2	0.2								
					해역배출	0.0	0.0													
		C	21	발 생 량		0.8	0.7	0.0	0.0	0.0	0.3	0.3	0.0	0.0	0.0	0.0	0.0	0.0	0.0	0.1
				처리방법	매 립	0.0	0.0													
					소 각	0.6	0.6				0.3	0.3								
					재 활 용	0.2	0.1													0.1
					해역배출	0.0	0.0													
		C	22	발 생 량		0.2	0.2	0.0	0.0	0.0	0.2	0.0	0.0	0.0	0.0	0.0	0.0	0.0	0.0	0.0
				처리방법	매 립	0.0	0.0													
					소 각	0.2	0.2				0.2									
					재 활 용	0.0	0.0													
					해역배출	0.0	0.0													
		C	23	발 생 량		75.0	75.0	0.0	1.3	0.0	5.6	0.0	0.0	8.9	3.2	0.0	0.0	0.0	0.0	56.0
				처리방법	매 립	68.1	68.1							8.9	3.2					56.0
					소 각	2.1	2.1				2.1									
					재 활 용	4.8	4.8		1.3		3.5									
					해역배출	0.0	0.0													
		C	24	발 생 량		1.2	0.4	0.0	0.0	0.0	0.4	0.0	0.0	0.0	0.0	0.0	0.0	0.0	0.0	0.0
				처리방법	매 립	0.0	0.0													
					소 각	0.0	0.0													
					재 활 용	1.2	0.4				0.4									
					해역배출	0.0	0.0													
		C	25	발 생 량		0.8	0.6	0.0	0.0	0.0	0.6	0.0	0.0	0.0	0.0	0.0	0.0	0.0	0.0	0.0
				처리방법	매 립	0.2	0.0													
					소 각	0.6	0.6				0.6									
					재 활 용	0.0	0.0													
					해역배출	0.0	0.0													
		C	26	발 생 량		0.8	0.1	0.0	0.0	0.0	0.1	0.0	0.0	0.0	0.0	0.0	0.0	0.0	0.0	0.0
				처리방법	매 립	0.0	0.0													
					소 각	0.1	0.0													
					재 활 용	0.7	0.1				0.1									
					해역배출	0.0	0.0													
		C	27	발 생 량		0.6	0.0	0.0	0.0	0.0	0.0	0.0	0.0	0.0	0.0	0.0	0.0	0.0	0.0	0.0
				처리방법	매 립	0.5	0.0													
					소 각	0.0	0.0													
					재 활 용	0.1	0.0													
					해역배출	0.0	0.0													
		C	29	발 생 량		2.4	2.3	0.0	0.0	0.0	2.3	0.0	0.0	0.0	0.0	0.0	0.0	0.0	0.0	0.0
				처리방법	매 립	0.0	0.0													
					소 각	2.4	2.3				2.3									
					재 활 용	0.0	0.0													
					해역배출	0.0	0.0													
		C	30	발 생 량		17.2	3.0	0.0	0.0	0.0	0.8	0.1	0.0	0.0	0.0	0.0	0.0	0.0	0.0	2.1
				처리방법	매 립	4.3	2.1													2.1
					소 각	0.3	0.3				0.3									
					재 활 용	12.6	0.6				0.5	0.1								
					해역배출	0.0	0.0													
		C	32	발 생 량		0.2	0.2	0.0	0.0	0.0	0.2	0.0	0.0	0.0	0.0	0.0	0.0	0.0	0.0	0.0
				처리방법	매 립	0.0	0.0													
					소 각	0.2	0.2				0.2									
					재 활 용	0.0	0.0													
					해역배출	0.0	0.0													

(단위:톤/일)

구분		업종		발생량 및 처리현황	불 연 성															
시도	시군구	대분류	중분류		소계	광재류	연소재	소각재	분진류	폐주물사 모래류	폐금속류	폐석회 석고류	폐촉매	폐흡착재폐흡수재	유리·도자기편류	무기성오니류				기타
																폐수처리오니	공정오니	정수처리오니	하수처리오니	
경기	시흥시	C	20	발 생 량	15.0	2.9	0.0	0.0	0.1	8.5	0.0	0.0	0.0	0.4	0.0	0.0	3.1	0.0	0.0	0.0
				처리방법 매 립	4.9	1.7			0.1					0.1		0.0	3.0			
				처리방법 소 각	0.1												0.1			
				처리방법 재 활 용	10.0	1.2				8.5				0.3		0.0				
				처리방법 해역배출	0.0											0.0				
		C	21	발 생 량	0.1	0.0	0.0	0.0	0.0	0.0	0.0	0.0	0.0	0.1	0.0	0.0	0.0	0.0	0.0	0.0
				처리방법 매 립	0.0															
				처리방법 소 각	0.0															
				처리방법 재 활 용	0.1									0.1						
				처리방법 해역배출	0.0											0.0				
		C	22	발 생 량	0.0	0.0	0.0	0.0	0.0	0.0	0.0	0.0	0.0	0.0	0.0	0.0	0.0	0.0	0.0	0.0
				처리방법 매 립	0.0															
				처리방법 소 각	0.0															
				처리방법 재 활 용	0.0															
				처리방법 해역배출	0.0											0.0				
		C	23	발 생 량	0.0	0.0	0.0	0.0	0.0	0.0	0.0	0.0	0.0	0.0	0.0	0.0	0.0	0.0	0.0	0.0
				처리방법 매 립	0.0															
				처리방법 소 각	0.0															
				처리방법 재 활 용	0.0															
				처리방법 해역배출	0.0															
		C	24	발 생 량	0.8	0.8	0.0	0.0	0.0	0.0	0.0	0.0	0.0	0.0	0.0	0.0	0.0	0.0	0.0	0.0
				처리방법 매 립	0.0															
				처리방법 소 각	0.0															
				처리방법 재 활 용	0.8	0.8														
				처리방법 해역배출	0.0															
		C	25	발 생 량	0.2	0.0	0.0	0.0	0.1	0.0	0.0	0.0	0.0	0.0	0.0	0.1	0.0	0.0	0.0	0.0
				처리방법 매 립	0.2				0.1							0.1				
				처리방법 소 각	0.0															
				처리방법 재 활 용	0.0															
				처리방법 해역배출	0.0															
		C	26	발 생 량	0.7	0.0	0.0	0.0	0.0	0.2	0.0	0.0	0.0	0.0	0.0	0.4	0.1	0.0	0.0	0.0
				처리방법 매 립	0.0															
				처리방법 소 각	0.1												0.1			
				처리방법 재 활 용	0.6					0.2						0.4				
				처리방법 해역배출	0.0															
		C	27	발 생 량	0.6	0.0	0.0	0.0	0.0	0.0	0.0	0.0	0.0	0.0	0.0	0.1	0.5	0.0	0.0	0.0
				처리방법 매 립	0.5												0.5			
				처리방법 소 각	0.0															
				처리방법 재 활 용	0.1											0.1				
				처리방법 해역배출	0.0															
		C	29	발 생 량	0.1	0.0	0.0	0.0	0.0	0.0	0.0	0.0	0.0	0.0	0.0	0.0	0.1	0.0	0.0	0.0
				처리방법 매 립	0.0															
				처리방법 소 각	0.1												0.1			
				처리방법 재 활 용	0.0															
				처리방법 해역배출	0.0															
		C	30	발 생 량	14.2	0.0	0.0	0.0	0.0	14.0	0.0	0.0	0.0	0.0	0.0	0.1	0.1	0.0	0.0	0.0
				처리방법 매 립	2.2					2.0						0.1	0.1			
				처리방법 소 각	0.0															
				처리방법 재 활 용	12.0					12.0										
				처리방법 해역배출	0.0															
		C	32	발 생 량	0.0	0.0	0.0	0.0	0.0	0.0	0.0	0.0	0.0	0.0	0.0	0.0	0.0	0.0	0.0	0.0
				처리방법 매 립	0.0															
				처리방법 소 각	0.0															
				처리방법 재 활 용	0.0															
				처리방법 해역배출	0.0															

(단위:톤/일)

지역구분		업종		발생량 및 처리현황		총계	가 연 성														
시도	시군구	대분류	중분류				소계	폐지류	폐목재류	폐합성고분자화합물				유기성오니류				동식물성잔재물	폐식용유	기타
										폐섬유류	폐합성 수지	폐합성 고무	폐피혁	폐수처리오니	공정오니	정수 처리오니	하수 처리오니			
경기	시흥시	C	33	발 생 량		177.5	105.2	0.0	0.6	0.0	62.7	0.0	0.0	0.0	0.0	0.0	0.0	5.4	0.0	36.5
				처리방법	매 립	81.5	33.4				2.9									30.5
					소 각	57.1	57.1				57.1									
					재 활 용	38.9	14.7		0.6		2.7							5.4		6.0
					해역배출	0.0	0.0													
		E		발 생 량		358.1	187.9	0.0	1.6	13.1	5.9	0.0	0.0	0.0	0.0	0.0	167.0	0.3	0.0	0.0
				처리방법	매 립	144.3	0.0													
					소 각	171.0	171.0			1.8	1.9						167.0	0.3		
					재 활 용	42.8	16.9		1.6	11.3	4.0									
					해역배출	0.0	0.0													
		F		발 생 량		0.9	0.6	0.0	0.0	0.0	0.6	0.0	0.0	0.0	0.0	0.0	0.0	0.0	0.0	0.0
				처리방법	매 립	0.0	0.0													
					소 각	0.6	0.6				0.6									
					재 활 용	0.3	0.0													
					해역배출	0.0	0.0													
		G		발 생 량		6.1	5.6	0.0	0.0	0.0	2.9	0.0	0.0	0.0	0.0	0.0	0.0	2.7	0.0	0.0
				처리방법	매 립	2.8	2.3											2.3		
					소 각	0.4	0.4				0.4									
					재 활 용	2.9	2.9				2.5							0.4		
					해역배출	0.0	0.0													
		N		발 생 량		48.1	4.0	0.0	0.0	0.0	4.0	0.0	0.0	0.0	0.0	0.0	0.0	0.0	0.0	0.0
				처리방법	매 립	42.6	0.0													
					소 각	2.3	2.1				2.1									
					재 활 용	3.2	1.9				1.9									
					해역배출	0.0	0.0													
		O		발 생 량		22.3	22.3	0.0	0.0	0.0	6.3	0.0	0.0	0.0	0.0	0.0	0.0	13.5	0.0	2.5
				처리방법	매 립	0.0	0.0													
					소 각	2.6	2.6				0.1									2.5
					재 활 용	19.7	19.7				6.2							13.5		
					해역배출	0.0	0.0													
		S		발 생 량		31.4	1.4	0.0	0.0	0.0	1.4	0.0	0.0	0.0	0.0	0.0	0.0	0.0	0.0	0.0
				처리방법	매 립	3.7	0.0													
					소 각	0.4	0.4				0.4									
					재 활 용	27.3	1.0				1.0									
					해역배출	0.0	0.0													
	군포시	소계		발 생 량		364.8	122.8	3.9	3.3	0.1	46.1	0.2	0.0	49.8	5.8	0.0	5.0	8.3	0.1	0.2
				처리방법	매 립	252.7	14.6	0.0	0.0	0.0	0.0	0.0	0.0	7.8	5.8	0.0	1.0	0.0	0.0	0.0
					소 각	15.8	15.8	0.0	0.0	0.1	9.1	0.0	0.0	4.1	0.0	0.0	1.0	1.3	0.0	0.2
					재 활 용	96.3	92.4	3.9	3.3	0.0	37.0	0.2	0.0	37.9	0.0	0.0	3.0	7.0	0.1	0.0
					해역배출	0.0	0.0	0.0	0.0	0.0	0.0	0.0	0.0	0.0	0.0	0.0	0.0	0.0	0.0	0.0
		A		발 생 량		364.8	122.8	3.9	3.3	0.1	46.1	0.2	0.0	49.8	5.8	0.0	5.0	8.3	0.1	0.2
				처리방법	매 립	252.7	14.6							7.8	5.8		1.0			
					소 각	15.8	15.8			0.1	9.1			4.1	0.0		1.0	1.3		0.2
					재 활 용	96.3	92.4	3.9	3.3		37.0	0.2	0.0	37.9			3.0	7.0	0.1	0.0
					해역배출	0.0	0.0													
	의왕시	소계		발 생 량		48.0	30.3	0.0	7.5	0.0	13.9	0.1	0.0	0.0	0.0	0.0	7.7	1.0	0.0	0.1
				처리방법	매 립	9.3	7.2	0.0	0.0	0.0	0.0	0.0	0.0	0.0	0.0	0.0	7.2	0.0	0.0	0.0
					소 각	2.3	2.3	0.0	0.0	0.0	1.2	0.1	0.0	0.0	0.0	0.0	0.5	0.5	0.0	0.0
					재 활 용	36.4	20.8	0.0	7.5	0.0	12.7	0.0	0.0	0.0	0.0	0.0	0.0	0.5	0.0	0.1
					해역배출	0.0	0.0	0.0	0.0	0.0	0.0	0.0	0.0	0.0	0.0	0.0	0.0	0.0	0.0	0.0
		C	21	발 생 량		0.2	0.2	0.0	0.0	0.0	0.0	0.0	0.0	0.0	0.0	0.0	0.0	0.2	0.0	0.0
				처리방법	매 립	0.0	0.0													
					소 각	0.2	0.2											0.2		
					재 활 용	0.0	0.0													
					해역배출	0.0	0.0													

(단위:톤/일)

구분		업종		발생량 및 처리현황	불 연 성															
시도	시군구	대분류	중분류		소계	광재류	연소재	소각재	분진류	폐주물사 모래류	폐금속류	폐석회 석고류	폐촉매	폐흡착재폐흡수재	유리·도자기편류	무기성오니류				기타
																폐수처리오니	공정오니	정수처리오니	하수처리오니	
경기	시흥시	C	33	발 생 량	72.3	0.0	0.0	62.0	7.6	0.7	0.0	0.0	0.0	0.2	0.0	1.0	0.8	0.0	0.0	0.0
				처리방법 매 립	48.1			45.0	1.1	0.3						0.9	0.8			
				처리방법 소 각	0.0															
				처리방법 재 활 용	24.2			17.0	6.5	0.4				0.2		0.1				
				처리방법 해역배출	0.0															
		E		발 생 량	170.2	0.6	0.0	93.0	0.2	9.8	1.9	4.3	0.0	0.7	1.4	0.1	0.1	0.0	0.0	58.1
				처리방법 매 립	144.3			76.0	0.2	6.4	0.1	4.3		0.2	0.8	0.0				56.3
				처리방법 소 각	0.0											0.0				
				처리방법 재 활 용	25.9	0.6		17.0		3.4	1.8			0.5	0.6	0.1	0.1			1.8
				처리방법 해역배출	0.0															
		F		발 생 량	0.3	0.0	0.0	0.0	0.0	0.0	0.0	0.0	0.0	0.0	0.0	0.3	0.0	0.0	0.0	0.0
				처리방법 매 립	0.0															
				처리방법 소 각	0.0															
				처리방법 재 활 용	0.3											0.3				
				처리방법 해역배출	0.0															
		G		발 생 량	0.5	0.0	0.0	0.0	0.0	0.0	0.0	0.0	0.0	0.0	0.0	0.1	0.0	0.0	0.0	0.4
				처리방법 매 립	0.5										0.0	0.1				0.4
				처리방법 소 각	0.0															
				처리방법 재 활 용	0.0															
				처리방법 해역배출	0.0															
		N		발 생 량	44.1	0.0	0.0	42.0	0.3	0.0	0.0	0.0	0.0	0.1	0.0	1.2	0.0	0.0	0.0	0.5
				처리방법 매 립	42.6			42.0								0.6				
				처리방법 소 각	0.2											0.2				
				처리방법 재 활 용	1.3				0.3					0.1		0.4				0.5
				처리방법 해역배출	0.0															
		O		발 생 량	0.0	0.0	0.0	0.0	0.0	0.0	0.0	0.0	0.0	0.0	0.0	0.0	0.0	0.0	0.0	0.0
				처리방법 매 립	0.0															
				처리방법 소 각	0.0															
				처리방법 재 활 용	0.0															
				처리방법 해역배출	0.0															
		S		발 생 량	30.0	0.1	0.0	0.0	0.0	28.1	0.0	0.0	0.0	0.0	0.0	1.7	0.0	0.0	0.0	0.1
				처리방법 매 립	3.7	0.1				3.3						0.3				
				처리방법 소 각	0.0															
				처리방법 재 활 용	26.3					24.8						1.4				0.1
				처리방법 해역배출	0.0															
	군포시	소계		발 생 량	242.0	0.0	0.0	0.5	0.0	175.8	0.2	0.0	0.0	0.2	0.0	0.0	5.7	0.0	0.5	59.1
				처리방법 매 립	238.1	0.0	0.0	0.5	0.0	175.8	0.0	0.0	0.0	0.0	0.0	0.0	5.7	0.0	0.0	56.1
				처리방법 소 각	0.0	0.0	0.0	0.0	0.0	0.0	0.0	0.0	0.0	0.0	0.0	0.0	0.0	0.0	0.0	0.0
				처리방법 재 활 용	3.9	0.0	0.0	0.0	0.0	0.0	0.2	0.0	0.0	0.2	0.0	0.0	0.0	0.0	0.5	3.0
				처리방법 해역배출	0.0	0.0	0.0	0.0	0.0	0.0	0.0	0.0	0.0	0.0	0.0	0.0	0.0	0.0	0.0	0.0
		A		발 생 량	242.0	0.0	0.0	0.5	0.0	175.8	0.2	0.0	0.0	0.2	0.0	0.0	5.7	0.0	0.5	59.1
				처리방법 매 립	238.1			0.5		175.8							5.7			56.1
				처리방법 소 각	0.0										0.0					
				처리방법 재 활 용	3.9						0.2		0.0	0.2	0.0				0.5	3.0
				처리방법 해역배출	0.0															
	의왕시	소계		발 생 량	17.7	0.0	0.0	0.0	0.4	0.4	0.0	0.0	0.0	0.1	0.0	0.1	0.0	13.6	3.1	0.0
				처리방법 매 립	2.1	0.0	0.0	0.0	0.4	0.0	0.0	0.0	0.0	0.0	0.0	0.1	0.0	0.8	0.8	0.0
				처리방법 소 각	0.0	0.0	0.0	0.0	0.0	0.0	0.0	0.0	0.0	0.0	0.0	0.0	0.0	0.0	0.0	0.0
				처리방법 재 활 용	15.6	0.0	0.0	0.0	0.0	0.4	0.0	0.0	0.0	0.1	0.0	0.0	0.0	12.8	2.3	0.0
				처리방법 해역배출	0.0	0.0	0.0	0.0	0.0	0.0	0.0	0.0	0.0	0.0	0.0	0.0	0.0	0.0	0.0	0.0
		C	21	발 생 량	0.0	0.0	0.0	0.0	0.0	0.0	0.0	0.0	0.0	0.0	0.0	0.0	0.0	0.0	0.0	0.0
				처리방법 매 립	0.0															
				처리방법 소 각	0.0															
				처리방법 재 활 용	0.0															
				처리방법 해역배출	0.0															

(단위:톤/일)

지역구분		업종		발생량 및 처리현황		총계	가 연 성													
시도	시군구	대분류	중분류				소계	폐지류	폐목재류	폐합성고분자화합물				유기성오니류				동식물성잔재물	폐식용유	기타
										폐섬유류	폐합성 수지	폐합성 고무	폐피혁	폐수처리오니	공정오니	정수 처리오니	하수 처리오니			
경기	의왕시	C	22	발 생 량		0.1	0.1	0.0	0.0	0.0	0.0	0.0	0.0	0.0	0.0	0.0	0.0	0.0	0.0	0.1
				처리방법	매 립	0.0	0.0													
					소 각	0.0	0.0													
					재 활 용	0.1	0.1													0.1
					해역배출	0.0	0.0													
		C	24	발 생 량		0.4	0.0	0.0	0.0	0.0	0.0	0.0	0.0	0.0	0.0	0.0	0.0	0.0	0.0	0.0
				처리방법	매 립	0.0	0.0													
					소 각	0.0	0.0													
					재 활 용	0.4	0.0													
					해역배출	0.0	0.0													
		C	26	발 생 량		4.5	4.1	0.0	0.1	0.0	4.0	0.0	0.0	0.0	0.0	0.0	0.0	0.0	0.0	0.0
				처리방법	매 립	0.4	0.0													
					소 각	1.2	1.2				1.2									
					재 활 용	2.9	2.9		0.1		2.8									
					해역배출	0.0	0.0													
		C	31	발 생 량		0.5	0.4	0.0	0.1	0.0	0.3	0.0	0.0	0.0	0.0	0.0	0.0	0.0	0.0	0.0
				처리방법	매 립	0.1	0.0													
					소 각	0.0	0.0													
					재 활 용	0.4	0.4		0.1		0.3									
					해역배출	0.0	0.0													
		C	33	발 생 량		0.2	0.1	0.0	0.0	0.0	0.0	0.1	0.0	0.0	0.0	0.0	0.0	0.0	0.0	0.0
				처리방법	매 립	0.0	0.0													
					소 각	0.1	0.1					0.1								
					재 활 용	0.1	0.0													
					해역배출	0.0	0.0													
		D		발 생 량		5.1	0.0	0.0	0.0	0.0	0.0	0.0	0.0	0.0	0.0	0.0	0.0	0.0	0.0	0.0
				처리방법	매 립	0.0	0.0													
					소 각	0.0	0.0													
					재 활 용	5.1	0.0													
					해역배출	0.0	0.0													
		E		발 생 량		8.5	7.7	0.0	0.0	0.0	0.0	0.0	0.0	0.0	0.0	0.0	7.7	0.0	0.0	0.0
				처리방법	매 립	8.0	7.2										7.2			
					소 각	0.5	0.5										0.5			
					재 활 용	0.0	0.0										0.0			
					해역배출	0.0	0.0													
		F		발 생 량		5.0	2.7	0.0	1.9	0.0	0.0	0.0	0.0	0.0	0.0	0.0	0.0	0.8	0.0	0.0
				처리방법	매 립	0.0	0.0													
					소 각	0.3	0.3											0.3		
					재 활 용	4.7	2.4		1.9									0.5		
					해역배출	0.0	0.0													
		H		발 생 량		5.4	5.4	0.0	5.4	0.0	0.0	0.0	0.0	0.0	0.0	0.0	0.0	0.0	0.0	0.0
				처리방법	매 립	0.0	0.0													
					소 각	0.0	0.0													
					재 활 용	5.4	5.4		5.4											
					해역배출	0.0	0.0													
		J		발 생 량		9.6	9.6	0.0	0.0	0.0	9.6	0.0	0.0	0.0	0.0	0.0	0.0	0.0	0.0	0.0
				처리방법	매 립	0.0	0.0													
					소 각	0.0	0.0													
					재 활 용	9.6	9.6				9.6									
					해역배출	0.0	0.0													
		O		발 생 량		8.5	0.0	0.0	0.0	0.0	0.0	0.0	0.0	0.0	0.0	0.0	0.0	0.0	0.0	0.0
				처리방법	매 립	0.8	0.0													
					소 각	0.0	0.0													
					재 활 용	7.7	0.0													
					해역배출	0.0	0.0													

(단위:톤/일)

구분		업종		발생량 및 처리현황		불 연 성															
시도	시군구	대분류	중분류			소계	광재류	연소재	소각재	분진류	폐주물사 모래류	폐금속류	폐석회 석고류	폐촉매	폐흡착재폐흡수재	유리·도자기편류	무기성오니류				기타
																	폐수처리오니	공정오니	정수처리오니	하수처리오니	
경기	의왕시	C	22	발 생 량		0.0	0.0	0.0	0.0	0.0	0.0	0.0	0.0	0.0	0.0	0.0	0.0	0.0	0.0	0.0	0.0
				처리방법	매 립	0.0															
					소 각	0.0															
					재 활 용	0.0															
					해역배출	0.0															
		C	24	발 생 량		0.4	0.0	0.0	0.0	0.0	0.4	0.0	0.0	0.0	0.0	0.0	0.0	0.0	0.0	0.0	0.0
				처리방법	매 립	0.0															
					소 각	0.0															
					재 활 용	0.4					0.4										
					해역배출	0.0															
		C	26	발 생 량		0.4	0.0	0.0	0.0	0.4	0.0	0.0	0.0	0.0	0.0	0.0	0.0	0.0	0.0	0.0	0.0
				처리방법	매 립	0.4				0.4											
					소 각	0.0															
					재 활 용	0.0															
					해역배출	0.0															
		C	31	발 생 량		0.1	0.0	0.0	0.0	0.0	0.0	0.0	0.0	0.0	0.0	0.0	0.1	0.0	0.0	0.0	0.0
				처리방법	매 립	0.1											0.1				
					소 각	0.0															
					재 활 용	0.0															
					해역배출	0.0															
		C	33	발 생 량		0.1	0.0	0.0	0.0	0.0	0.0	0.0	0.0	0.0	0.1	0.0	0.0	0.0	0.0	0.0	0.0
				처리방법	매 립	0.0															
					소 각	0.0															
					재 활 용	0.1									0.1						
					해역배출	0.0															
		D		발 생 량		5.1	0.0	0.0	0.0	0.0	0.0	0.0	0.0	0.0	0.0	0.0	0.0	0.0	5.1	0.0	0.0
				처리방법	매 립	0.0															
					소 각	0.0															
					재 활 용	5.1													5.1		
					해역배출	0.0															
		E		발 생 량		0.8	0.0	0.0	0.0	0.0	0.0	0.0	0.0	0.0	0.0	0.0	0.0	0.0	0.0	0.8	0.0
				처리방법	매 립	0.8														0.8	
					소 각	0.0															
					재 활 용	0.0															
					해역배출	0.0															
		F		발 생 량		2.3	0.0	0.0	0.0	0.0	0.0	0.0	0.0	0.0	0.0	0.0	0.0	0.0	0.0	2.3	0.0
				처리방법	매 립	0.0															
					소 각	0.0															
					재 활 용	2.3														2.3	
					해역배출	0.0															
		H		발 생 량		0.0	0.0	0.0	0.0	0.0	0.0	0.0	0.0	0.0	0.0	0.0	0.0	0.0	0.0	0.0	0.0
				처리방법	매 립	0.0															
					소 각	0.0															
					재 활 용	0.0															
					해역배출	0.0															
		J		발 생 량		0.0	0.0	0.0	0.0	0.0	0.0	0.0	0.0	0.0	0.0	0.0	0.0	0.0	0.0	0.0	0.0
				처리방법	매 립	0.0															
					소 각	0.0															
					재 활 용	0.0															
					해역배출	0.0															
		O		발 생 량		8.5	0.0	0.0	0.0	0.0	0.0	0.0	0.0	0.0	0.0	0.0	0.0	0.0	8.5	0.0	0.0
				처리방법	매 립	0.8													0.8		
					소 각	0.0															
					재 활 용	7.7													7.7		
					해역배출	0.0															

(단위:톤/일)

지역구분		업종		발생량 및 처리현황		총계	가 연 성													
시도	시군구	대분류	중분류				소계	폐지류	폐목재류	폐합성고분자화합물				유기성오니류				동식물성잔재물	폐식용유	기타
										폐섬유류	폐합성 수지	폐합성 고무	폐피혁	폐수처리오니	공정오니	정수 처리오니	하수 처리오니			
경기	하남시	소계		발생량		22.5	10.5	0.0	0.0	0.0	1.6	0.0	0.0	0.0	8.2	0.0	0.0	0.0	0.0	0.7
				처리방법	매 립	0.7	0.7	0.0	0.0	0.0	0.0	0.0	0.0	0.0	0.0	0.0	0.0	0.0	0.0	0.7
					소 각	1.5	1.5	0.0	0.0	0.0	1.5	0.0	0.0	0.0	0.0	0.0	0.0	0.0	0.0	0.0
					재 활 용	20.3	8.3	0.0	0.0	0.0	0.1	0.0	0.0	0.0	8.2	0.0	0.0	0.0	0.0	0.0
					해역배출	0.0	0.0	0.0	0.0	0.0	0.0	0.0	0.0	0.0	0.0	0.0	0.0	0.0	0.0	0.0
		C	17	발생량		2.4	0.1	0.0	0.0	0.0	0.1	0.0	0.0	0.0	0.0	0.0	0.0	0.0	0.0	0.0
				처리방법	매 립	0.0	0.0													
					소 각	0.0	0.0													
					재 활 용	2.4	0.1				0.1									
					해역배출	0.0	0.0													
		C	23	발생량		12.2	8.9	0.0	0.0	0.0	0.0	0.0	0.0	0.0	8.2	0.0	0.0	0.0	0.0	0.7
				처리방법	매 립	0.7	0.7													0.7
					소 각	0.0	0.0													
					재 활 용	11.5	8.2								8.2					
					해역배출	0.0	0.0													
		C	24	발생량		1.2	0.0	0.0	0.0	0.0	0.0	0.0	0.0	0.0	0.0	0.0	0.0	0.0	0.0	0.0
				처리방법	매 립	0.0	0.0													
					소 각	0.0	0.0													
					재 활 용	1.2	0.0													
					해역배출	0.0	0.0													
		O		발생량		6.2	1.0	0.0	0.0	0.0	1.0	0.0	0.0	0.0	0.0	0.0	0.0	0.0	0.0	0.0
				처리방법	매 립	0.0	0.0													
					소 각	1.0	1.0				1.0									
					재 활 용	5.2	0.0													
					해역배출	0.0	0.0													
		R		발생량		0.5	0.5	0.0	0.0	0.0	0.5	0.0	0.0	0.0	0.0	0.0	0.0	0.0	0.0	0.0
				처리방법	매 립	0.0	0.0													
					소 각	0.5	0.5				0.5									
					재 활 용	0.0	0.0													
					해역배출	0.0	0.0													
	용인시	소계		발생량		900.3	720.5	2.0	30.6	0.0	298.7	0.7	0.0	134.3	1.0	0.3	213.0	36.7	0.1	3.1
				처리방법	매 립	144.0	103.8	0.0	0.0	0.0	0.0	0.0	0.0	102.8	1.0	0.0	0.0	0.0	0.0	0.0
					소 각	256.2	256.0	0.0	2.5	0.0	74.6	0.5	0.0	0.4	0.0	0.3	174.0	2.4	0.0	1.3
					재 활 용	496.9	357.5	2.0	28.1	0.0	224.1	0.2	0.0	27.9	0.0	0.0	39.0	34.3	0.1	1.8
					해역배출	3.2	3.2	0.0	0.0	0.0	0.0	0.0	0.0	3.2	0.0	0.0	0.0	0.0	0.0	0.0
		A		발생량		0.8	0.8	0.0	0.0	0.0	0.0	0.0	0.0	0.8	0.0	0.0	0.0	0.0	0.0	0.0
				처리방법	매 립	0.0	0.0													
					소 각	0.0	0.0													
					재 활 용	0.4	0.4							0.4						
					해역배출	0.4	0.4							0.4						
		B		발생량		0.8	0.8	0.0	0.0	0.0	0.8	0.0	0.0	0.0	0.0	0.0	0.0	0.0	0.0	0.0
				처리방법	매 립	0.0	0.0													
					소 각	0.0	0.0													
					재 활 용	0.8	0.8				0.8									
					해역배출	0.0	0.0													
		C	10	발생량		125.5	122.7	0.0	0.0	0.0	0.8	0.0	0.0	107.1	0.0	0.0	0.0	14.4	0.0	0.4
				처리방법	매 립	102.0	102.0							102.0						
					소 각	3.0	3.0				0.4							2.4		0.2
					재 활 용	17.7	14.9				0.4			2.3				12.0		0.2
					해역배출	2.8	2.8							2.8						
		C	11	발생량		0.5	0.5	0.0	0.0	0.0	0.5	0.0	0.0	0.0	0.0	0.0	0.0	0.0	0.0	0.0
				처리방법	매 립	0.0	0.0													
					소 각	0.0	0.0													
					재 활 용	0.5	0.5				0.5									
					해역배출	0.0	0.0													

(단위:톤/일)

구분		업종		발생량 및 처리현황		불 연 성															
시도	시군구	대분류	중분류			소계	광재류	연소재	소각재	분진류	폐주물사 모래류	폐금속류	폐석회 석고류	폐촉매	폐흡착재폐흡수재	유리·도자기편류	무기성오니류				기타
																	폐수처리오니	공정오니	정수처리오니	하수처리오니	
경기	하남시	소계		발 생 량		12.0	3.1	0.0	0.0	0.0	4.4	0.0	0.0	0.0	0.0	0.0	2.5	0.0	0.0	2.0	0.0
				처리방법	매 립	0.0	0.0	0.0	0.0	0.0	0.0	0.0	0.0	0.0	0.0	0.0	0.0	0.0	0.0	0.0	0.0
					소 각	0.0	0.0	0.0	0.0	0.0	0.0	0.0	0.0	0.0	0.0	0.0	0.0	0.0	0.0	0.0	0.0
					재 활 용	12.0	3.1	0.0	0.0	0.0	4.4	0.0	0.0	0.0	0.0	0.0	2.5	0.0	0.0	2.0	0.0
					해역배출	0.0	0.0	0.0	0.0	0.0	0.0	0.0	0.0	0.0	0.0	0.0	0.0	0.0	0.0	0.0	0.0
		C	17	발 생 량		2.3	0.0	0.0	0.0	0.0	0.0	0.0	0.0	0.0	0.0	0.0	2.3	0.0	0.0	0.0	0.0
				처리방법	매 립	0.0															
					소 각	0.0															
					재 활 용	2.3											2.3				
					해역배출	0.0															
		C	23	발 생 량		3.3	3.1	0.0	0.0	0.0	0.0	0.0	0.0	0.0	0.0	0.0	0.2	0.0	0.0	0.0	0.0
				처리방법	매 립	0.0															
					소 각	0.0															
					재 활 용	3.3	3.1										0.2				
					해역배출	0.0															
		C	24	발 생 량		1.2	0.0	0.0	0.0	0.0	1.2	0.0	0.0	0.0	0.0	0.0	0.0	0.0	0.0	0.0	0.0
				처리방법	매 립	0.0															
					소 각	0.0															
					재 활 용	1.2					1.2										
					해역배출	0.0															
		O		발 생 량		5.2	0.0	0.0	0.0	0.0	3.2	0.0	0.0	0.0	0.0	0.0	0.0	0.0	0.0	2.0	0.0
				처리방법	매 립	0.0															
					소 각	0.0															
					재 활 용	5.2					3.2									2.0	
					해역배출	0.0															
		R		발 생 량		0.0	0.0	0.0	0.0	0.0	0.0	0.0	0.0	0.0	0.0	0.0	0.0	0.0	0.0	0.0	0.0
				처리방법	매 립	0.0															
					소 각	0.0															
					재 활 용	0.0															
					해역배출	0.0															
	용인시	소계		발 생 량		179.8	0.7	0.4	37.8	0.8	1.1	14.7	0.0	0.0	1.3	2.8	87.9	1.6	0.0	19.5	11.2
				처리방법	매 립	40.2	0.2	0.4	37.8	0.8	0.0	0.0	0.0	0.0	0.2	0.0	0.4	0.2	0.0	0.0	0.2
					소 각	0.2	0.0	0.0	0.0	0.0	0.0	0.0	0.0	0.0	0.0	0.2	0.0	0.0	0.0	0.0	0.0
					재 활 용	139.4	0.5	0.0	0.0	0.0	1.1	14.7	0.0	0.0	1.1	2.6	87.5	1.4	0.0	19.5	11.0
					해역배출	0.0	0.0	0.0	0.0	0.0	0.0	0.0	0.0	0.0	0.0	0.0	0.0	0.0	0.0	0.0	0.0
		A		발 생 량		0.0	0.0	0.0	0.0	0.0	0.0	0.0	0.0	0.0	0.0	0.0	0.0	0.0	0.0	0.0	0.0
				처리방법	매 립	0.0															
					소 각	0.0															
					재 활 용	0.0															
					해역배출	0.0															
		B		발 생 량		0.0	0.0	0.0	0.0	0.0	0.0	0.0	0.0	0.0	0.0	0.0	0.0	0.0	0.0	0.0	0.0
				처리방법	매 립	0.0															
					소 각	0.0															
					재 활 용	0.0															
					해역배출	0.0															
		C	10	발 생 량		2.8	0.0	0.0	0.0	0.0	0.0	0.0	0.0	0.0	0.0	0.0	2.8	0.0	0.0	0.0	0.0
				처리방법	매 립	0.0															
					소 각	0.0															
					재 활 용	2.8											2.8				
					해역배출	0.0															
		C	11	발 생 량		0.0	0.0	0.0	0.0	0.0	0.0	0.0	0.0	0.0	0.0	0.0	0.0	0.0	0.0	0.0	0.0
				처리방법	매 립	0.0															
					소 각	0.0															
					재 활 용	0.0															
					해역배출	0.0															

(단위:톤/일)

지역구분		업종		발생량 및 처리현황		총계	가 연 성														
시도	시군구	대분류	중분류				소계	폐지류	폐목재류	폐합성고분자화합물				유기성오니류				동식물성잔재물	폐식용유	기타
										폐섬유류	폐합성 수지	폐합성 고무	폐피혁	폐수처리오니	공정오니	정수 처리오니	하수 처리오니			
경기	용인시	C	13	발생량		0.1	0.0	0.0	0.0	0.0	0.0	0.0	0.0	0.0	0.0	0.0	0.0	0.0	0.0	0.0
				처리방법	매 립	0.1	0.0													
					소 각	0.0	0.0													
					재 활 용	0.0	0.0													
					해역배출	0.0	0.0													
		C	15	발생량		8.7	1.1	0.0	0.0	0.0	0.8	0.0	0.0	0.0	0.0	0.3	0.0	0.0	0.0	0.0
				처리방법	매 립	0.0	0.0													
					소 각	0.3	0.3									0.3				
					재 활 용	8.4	0.8				0.8									
					해역배출	0.0	0.0													
		C	19	발생량		0.1	0.0	0.0	0.0	0.0	0.0	0.0	0.0	0.0	0.0	0.0	0.0	0.0	0.0	0.0
				처리방법	매 립	0.1	0.0													
					소 각	0.0	0.0													
					재 활 용	0.0	0.0													
					해역배출	0.0	0.0													
		C	21	발생량		2.3	2.3	0.0	0.0	0.0	1.1	0.0	0.0	0.4	0.0	0.0	0.0	0.5	0.0	0.3
				처리방법	매 립	0.0	0.0													
					소 각	1.0	1.0				0.6			0.4						
					재 활 용	1.3	1.3				0.5							0.5		0.3
					해역배출	0.0	0.0													
		C	22	발생량		237.4	237.1	0.0	0.0	0.0	237.1	0.0	0.0	0.0	0.0	0.0	0.0	0.0	0.0	0.0
				처리방법	매 립	0.3	0.0													
					소 각	41.8	41.8				41.8									
					재 활 용	195.3	195.3				195.3									
					해역배출	0.0	0.0													
		C	26	발생량		160.9	60.8	2.0	5.2	0.0	33.4	0.0	0.0	20.0	0.0	0.0	0.0	0.0	0.1	0.1
				처리방법	매 립	0.3	0.0													
					소 각	24.1	23.9				23.9									
					재 활 용	136.5	36.9	2.0	5.2		9.5			20.0					0.1	0.1
					해역배출	0.0	0.0													
		C	27	발생량		0.5	0.4	0.0	0.1	0.0	0.3	0.0	0.0	0.0	0.0	0.0	0.0	0.0	0.0	0.0
				처리방법	매 립	0.0	0.0													
					소 각	0.0	0.0													
					재 활 용	0.5	0.4		0.1		0.3									
					해역배출	0.0	0.0													
		C	28	발생량		0.2	0.0	0.0	0.0	0.0	0.0	0.0	0.0	0.0	0.0	0.0	0.0	0.0	0.0	0.0
				처리방법	매 립	0.2	0.0													
					소 각	0.0	0.0													
					재 활 용	0.0	0.0													
					해역배출	0.0	0.0													
		C	29	발생량		0.9	0.9	0.0	0.0	0.0	0.9	0.0	0.0	0.0	0.0	0.0	0.0	0.0	0.0	0.0
				처리방법	매 립	0.0	0.0													
					소 각	0.0	0.0													
					재 활 용	0.9	0.9				0.9									
					해역배출	0.0	0.0													
		C	30	발생량		0.4	0.4	0.0	0.0	0.0	0.0	0.0	0.0	0.0	0.0	0.0	0.0	0.0	0.0	0.4
				처리방법	매 립	0.0	0.0													
					소 각	0.4	0.4													0.4
					재 활 용	0.0	0.0													
					해역배출	0.0	0.0													
		C	32	발생량		19.3	19.3	0.0	18.6	0.0	0.7	0.0	0.0	0.0	0.0	0.0	0.0	0.0	0.0	0.0
				처리방법	매 립	0.0	0.0													
					소 각	2.9	2.9		2.5		0.4									
					재 활 용	16.4	16.4		16.1		0.3									
					해역배출	0.0	0.0													

(단위:톤/일)

구분		업종		발생량 및 처리현황		불 연 성															
시도	시군구	대분류	중분류			소계	광재류	연소재	소각재	분진류	폐주물사 모래류	폐금속류	폐석회 석고류	폐촉매	폐흡착재폐흡수재	유리·도자기편류	무기성오니류				기타
																	폐수처리오니	공정오니	정수처리오니	하수처리오니	
경기	용인시	C	13	발 생 량		0.1	0.0	0.0	0.0	0.0	0.0	0.0	0.0	0.0	0.0	0.0	0.1	0.0	0.0	0.0	0.0
				처리방법	매 립	0.1											0.1				
					소 각	0.0															
					재 활 용	0.0															
					해역배출	0.0															
		C	15	발 생 량		7.6	0.0	0.0	0.0	0.0	0.0	0.0	0.0	0.0	0.0	0.0	0.0	0.0	0.0	0.0	7.6
				처리방법	매 립	0.0															
					소 각	0.0															
					재 활 용	7.6															7.6
					해역배출	0.0															
		C	19	발 생 량		0.1	0.0	0.0	0.0	0.0	0.0	0.0	0.0	0.0	0.1	0.0	0.0	0.0	0.0	0.0	0.0
				처리방법	매 립	0.1									0.1						
					소 각	0.0															
					재 활 용	0.0															
					해역배출	0.0															
		C	21	발 생 량		0.0	0.0	0.0	0.0	0.0	0.0	0.0	0.0	0.0	0.0	0.0	0.0	0.0	0.0	0.0	0.0
				처리방법	매 립	0.0															
					소 각	0.0															
					재 활 용	0.0															
					해역배출	0.0															
		C	22	발 생 량		0.3	0.0	0.0	0.0	0.1	0.0	0.0	0.0	0.0	0.0	0.0	0.2	0.0	0.0	0.0	0.0
				처리방법	매 립	0.3				0.1							0.2				
					소 각	0.0															
					재 활 용	0.0															
					해역배출	0.0															
		C	26	발 생 량		100.1	0.0	0.0	0.0	0.0	0.0	14.7	0.0	0.0	0.7	0.4	84.1	0.2	0.0	0.0	0.0
				처리방법	매 립	0.3									0.1			0.2			
					소 각	0.2										0.2					
					재 활 용	99.6				0.0		14.7			0.6	0.2	84.1				
					해역배출	0.0															
		C	27	발 생 량		0.1	0.0	0.0	0.0	0.0	0.0	0.0	0.0	0.0	0.0	0.0	0.0	0.0	0.0	0.0	0.1
				처리방법	매 립	0.0															
					소 각	0.0															
					재 활 용	0.1															0.1
					해역배출	0.0															
		C	28	발 생 량		0.2	0.0	0.0	0.0	0.0	0.0	0.0	0.0	0.0	0.0	0.0	0.0	0.0	0.0	0.0	0.2
				처리방법	매 립	0.2															0.2
					소 각	0.0															
					재 활 용	0.0															
					해역배출	0.0															
		C	29	발 생 량		0.0	0.0	0.0	0.0	0.0	0.0	0.0	0.0	0.0	0.0	0.0	0.0	0.0	0.0	0.0	0.0
				처리방법	매 립	0.0															
					소 각	0.0															
					재 활 용	0.0															
					해역배출	0.0															
		C	30	발 생 량		0.0	0.0	0.0	0.0	0.0	0.0	0.0	0.0	0.0	0.0	0.0	0.0	0.0	0.0	0.0	0.0
				처리방법	매 립	0.0															
					소 각	0.0															
					재 활 용	0.0															
					해역배출	0.0															
		C	32	발 생 량		0.0	0.0	0.0	0.0	0.0	0.0	0.0	0.0	0.0	0.0	0.0	0.0	0.0	0.0	0.0	0.0
				처리방법	매 립	0.0															
					소 각	0.0															
					재 활 용	0.0															
					해역배출	0.0															

(단위:톤/일)

지역구분		업종		발생량 및 처리현황		총계	가 연 성														
시도	시군구	대분류	중분류				소계	폐지류	폐목재류	폐합성고분자화합물				유기성오니류				동식물성잔재물	폐식용유	기타
										폐섬유류	폐합성 수지	폐합성 고무	폐피혁	폐수처리오니	공정오니	정수 처리오니	하수 처리오니			
경기	용인시	C	33	발 생 량		52.6	47.2	0.0	1.3	0.0	20.3	0.0	0.0	4.0	0.3	0.0	0.0	21.3	0.0	0.0
				처리방법	매 립	1.7	0.7							0.4	0.3					
					소 각	7.0	7.0				7.0									
					재 활 용	43.9	39.5		1.3		13.3			3.6				21.3		
					해역배출	0.0	0.0													
		E		발 생 량		271.3	213.9	0.0	0.0	0.0	0.4	0.0	0.0	0.0	0.0	0.0	213.0	0.0	0.0	0.5
				처리방법	매 립	37.8	0.0													
					소 각	174.1	174.1										174.0			0.1
					재 활 용	59.4	39.8				0.4						39.0			0.4
					해역배출	0.0	0.0													
		F		발 생 량		4.2	0.4	0.0	0.0	0.0	0.0	0.0	0.0	0.4	0.0	0.0	0.0	0.0	0.0	0.0
				처리방법	매 립	0.8	0.4							0.4						
					소 각	0.0	0.0													
					재 활 용	3.4	0.0													
					해역배출	0.0	0.0													
		G		발 생 량		1.1	1.1	0.0	0.0	0.0	0.3	0.0	0.0	0.0	0.2	0.0	0.0	0.5	0.0	0.1
				처리방법	매 립	0.2	0.2								0.2					
					소 각	0.3	0.3				0.2									0.1
					재 활 용	0.6	0.6				0.1							0.5		
					해역배출	0.0	0.0													
		H		발 생 량		1.5	0.0	0.0	0.0	0.0	0.0	0.0	0.0	0.0	0.0	0.0	0.0	0.0	0.0	0.0
				처리방법	매 립	0.0	0.0													
					소 각	0.0	0.0													
					재 활 용	1.5	0.0													
					해역배출	0.0	0.0													
		I		발 생 량		0.0	0.0	0.0	0.0	0.0	0.0	0.0	0.0	0.0	0.0	0.0	0.0	0.0	0.0	0.0
				처리방법	매 립	0.0	0.0													
					소 각	0.0	0.0													
					재 활 용	0.0	0.0													
					해역배출	0.0	0.0													
		J		발 생 량		0.1	0.1	0.0	0.0	0.0	0.1	0.0	0.0	0.0	0.0	0.0	0.0	0.0	0.0	0.0
				처리방법	매 립	0.0	0.0													
					소 각	0.1	0.1				0.1									
					재 활 용	0.0	0.0													
					해역배출	0.0	0.0													
		K		발 생 량		0.6	0.6	0.0	0.0	0.0	0.1	0.0	0.0	0.0	0.0	0.0	0.0	0.0	0.0	0.5
				처리방법	매 립	0.0	0.0													
					소 각	0.2	0.2				0.1									0.1
					재 활 용	0.4	0.4													0.4
					해역배출	0.0	0.0													
		M		발 생 량		1.7	1.4	0.0	0.0	0.0	0.0	0.7	0.0	0.0	0.5	0.0	0.0	0.0	0.0	0.2
				처리방법	매 립	0.5	0.5								0.5					
					소 각	0.7	0.7					0.5								0.2
					재 활 용	0.5	0.2					0.2								
					해역배출	0.0	0.0													
		N		발 생 량		0.2	0.2	0.0	0.0	0.0	0.0	0.0	0.0	0.0	0.0	0.0	0.0	0.0	0.0	0.2
				처리방법	매 립	0.0	0.0													
					소 각	0.2	0.2													0.2
					재 활 용	0.0	0.0													
					해역배출	0.0	0.0													
		O		발 생 량		6.3	6.2	0.0	5.2	0.0	0.0	0.0	0.0	1.0	0.0	0.0	0.0	0.0	0.0	0.0
				처리방법	매 립	0.0	0.0													
					소 각	0.0	0.0													
					재 활 용	6.3	6.2		5.2					1.0						
					해역배출	0.0	0.0													

(단위:톤/일)

구분		업종		발생량 및 처리현황		불 연 성															
시도	시군구	대분류	중분류			소계	광재류	연소재	소각재	분진류	폐주물사 모래류	폐금속류	폐석회 석고류	폐촉매	폐흡착재폐흡수재	유리·도자기편류	무기성오니류				기타
																	폐수처리오니	공정오니	정수처리오니	하수처리오니	
경기	용인시	C	33	발 생 량		5.4	0.2	0.0	0.0	0.7	0.0	0.0	0.0	0.0	0.0	2.4	0.7	1.4	0.0	0.0	0.0
				처리방법	매 립	1.0	0.2			0.7							0.1				
					소 각	0.0															
					재 활 용	4.4										2.4	0.6	1.4			
					해역배출	0.0															
		E		발 생 량		57.4	0.5	0.0	37.8	0.0	0.0	0.0	0.0	0.0	0.2	0.0	0.0	0.0	0.0	15.7	3.2
				처리방법	매 립	37.8			37.8												
					소 각	0.0															
					재 활 용	19.6	0.5								0.2					15.7	3.2
					해역배출	0.0															
		F		발 생 량		3.8	0.0	0.4	0.0	0.0	1.1	0.0	0.0	0.0	0.0	0.0	0.0	0.0	0.0	2.3	0.0
				처리방법	매 립	0.4		0.4													
					소 각	0.0															
					재 활 용	3.4					1.1									2.3	
					해역배출	0.0															
		G		발 생 량		0.0	0.0	0.0	0.0	0.0	0.0	0.0	0.0	0.0	0.0	0.0	0.0	0.0	0.0	0.0	0.0
				처리방법	매 립	0.0															
					소 각	0.0															
					재 활 용	0.0															
					해역배출	0.0															
		H		발 생 량		1.5	0.0	0.0	0.0	0.0	0.0	0.0	0.0	0.0	0.0	0.0	0.0	0.0	0.0	1.5	0.0
				처리방법	매 립	0.0															
					소 각	0.0															
					재 활 용	1.5														1.5	
					해역배출	0.0															
		I		발 생 량		0.0	0.0	0.0	0.0	0.0	0.0	0.0	0.0	0.0	0.0	0.0	0.0	0.0	0.0	0.0	0.0
				처리방법	매 립	0.0															
					소 각	0.0															
					재 활 용	0.0															
					해역배출	0.0															
		J		발 생 량		0.0	0.0	0.0	0.0	0.0	0.0	0.0	0.0	0.0	0.0	0.0	0.0	0.0	0.0	0.0	0.0
				처리방법	매 립	0.0															
					소 각	0.0															
					재 활 용	0.0															
					해역배출	0.0															
		K		발 생 량		0.0	0.0	0.0	0.0	0.0	0.0	0.0	0.0	0.0	0.0	0.0	0.0	0.0	0.0	0.0	0.0
				처리방법	매 립	0.0															
					소 각	0.0															
					재 활 용	0.0															
					해역배출	0.0															
		M		발 생 량		0.3	0.0	0.0	0.0	0.0	0.0	0.0	0.0	0.0	0.3	0.0	0.0	0.0	0.0	0.0	0.0
				처리방법	매 립	0.0															
					소 각	0.0															
					재 활 용	0.3									0.3						
					해역배출	0.0															
		N		발 생 량		0.0	0.0	0.0	0.0	0.0	0.0	0.0	0.0	0.0	0.0	0.0	0.0	0.0	0.0	0.0	0.0
				처리방법	매 립	0.0															
					소 각	0.0															
					재 활 용	0.0															
					해역배출	0.0															
		O		발 생 량		0.1	0.0	0.0	0.0	0.0	0.0	0.0	0.0	0.0	0.0	0.0	0.0	0.0	0.0	0.0	0.1
				처리방법	매 립	0.0															
					소 각	0.0															
					재 활 용	0.1															0.1
					해역배출	0.0															

(단위:톤/일)

지역구분		업종		발생량 및 처리현황		총계	가 연 성														
시도	시군구	대분류	중분류				소계	폐지류	폐목재류	폐합성고분자화합물				유기성오니류				동식물성잔재물	폐식용유	기타
										폐섬유류	폐합성 수지	폐합성 고무	폐피혁	폐수처리오니	공정오니	정수 처리오니	하수 처리오니			
경기	용인시	P		발 생 량		1.6	1.6	0.0	0.2	0.0	1.0	0.0	0.0	0.0	0.0	0.0	0.0	0.0	0.0	0.4
				처리방법	매 립	0.0	0.0													
					소 각	0.0	0.0													
					재 활 용	1.6	1.6		0.2		1.0									0.4
					해역배출	0.0	0.0													
		Q		발 생 량		0.6	0.6	0.0	0.0	0.0	0.0	0.0	0.0	0.6	0.0	0.0	0.0	0.0	0.0	0.0
				처리방법	매 립	0.0	0.0													
					소 각	0.0	0.0													
					재 활 용	0.6	0.6							0.6						
					해역배출	0.0	0.0													
		S		발 생 량		0.1	0.1	0.0	0.0	0.0	0.1	0.0	0.0	0.0	0.0	0.0	0.0	0.0	0.0	0.0
				처리방법	매 립	0.0	0.0													
					소 각	0.1	0.1				0.1									
					재 활 용	0.0	0.0													
					해역배출	0.0	0.0													
	파주시	소계		발 생 량		951.6	458.7	14.3	11.7	0.8	183.8	2.4	0.0	174.5	1.9	0.0	65.9	2.7	0.1	0.6
				처리방법	매 립	202.7	41.3	0.0	0.0	0.0	0.1	0.0	0.0	0.6	0.0	0.0	40.6	0.0	0.0	0.0
					소 각	46.1	46.1	0.0	0.3	0.0	32.5	0.2	0.0	0.8	1.2	0.0	10.5	0.1	0.0	0.5
					재 활 용	688.4	356.9	14.3	11.4	0.8	151.2	2.2	0.0	159.3	0.1	0.0	14.8	2.6	0.1	0.1
					해역배출	14.4	14.4	0.0	0.0	0.0	0.0	0.0	0.0	13.8	0.6	0.0	0.0	0.0	0.0	0.0
		C	10	발 생 량		12.8	12.8	0.0	0.3	0.0	1.9	0.0	0.0	7.2	0.6	0.0	0.0	2.7	0.1	0.0
				처리방법	매 립	0.4	0.4							0.4						
					소 각	0.8	0.8				0.6			0.1				0.1		
					재 활 용	5.3	5.3		0.3		1.3			1.0				2.6	0.1	
					해역배출	6.3	6.3							5.7	0.6					
		C	13	발 생 량		3.9	3.9	0.0	0.0	0.2	0.2	0.0	0.0	3.5	0.0	0.0	0.0	0.0	0.0	0.0
				처리방법	매 립	0.0	0.0													
					소 각	0.0	0.0													
					재 활 용	0.4	0.4			0.2	0.2									
					해역배출	3.5	3.5							3.5						
		C	16	발 생 량		0.7	0.6	0.0	0.1	0.0	0.5	0.0	0.0	0.0	0.0	0.0	0.0	0.0	0.0	0.0
				처리방법	매 립	0.1	0.0													
					소 각	0.2	0.2		0.1		0.1									
					재 활 용	0.4	0.4				0.4									
					해역배출	0.0	0.0													
		C	17	발 생 량		1.7	1.6	0.0	0.0	0.0	1.6	0.0	0.0	0.0	0.0	0.0	0.0	0.0	0.0	0.0
				처리방법	매 립	0.0	0.0													
					소 각	0.0	0.0													
					재 활 용	1.7	1.6				1.6									
					해역배출	0.0	0.0													
		C	18	발 생 량		7.8	7.7	0.0	0.0	0.0	2.7	0.4	0.0	4.6	0.0	0.0	0.0	0.0	0.0	0.0
				처리방법	매 립	0.0	0.0													
					소 각	0.0	0.0													
					재 활 용	3.2	3.1				2.7	0.4								
					해역배출	4.6	4.6							4.6						
		C	20	발 생 량		6.0	1.0	0.0	0.0	0.0	1.0	0.0	0.0	0.0	0.0	0.0	0.0	0.0	0.0	0.0
				처리방법	매 립	0.1	0.0													
					소 각	0.0	0.0													
					재 활 용	5.9	1.0				1.0									
					해역배출	0.0	0.0													
		C	22	발 생 량		4.9	4.5	0.0	0.0	0.0	4.4	0.0	0.0	0.1	0.0	0.0	0.0	0.0	0.0	0.0
				처리방법	매 립	0.5	0.1							0.1						
					소 각	0.9	0.9				0.9									
					재 활 용	3.5	3.5				3.5									
					해역배출	0.0	0.0													

(단위:톤/일)

구분		업종				불 연 성															
시도	시군구	대분류	중분류	발생량 및 처리현황		소계	광재류	연소재	소각재	분진류	폐주물사 모래류	폐금속류	폐석회 석고류	폐촉매	폐흡착재폐흡수재	유리·도자기편류	무기성오니류				기타
																	폐수처리오니	공정오니	정수처리오니	하수처리오니	
경기	용인시	P		발 생 량		0.0	0.0	0.0	0.0	0.0	0.0	0.0	0.0	0.0	0.0	0.0	0.0	0.0	0.0	0.0	0.0
				처리방법	매 립	0.0															
					소 각	0.0															
					재 활 용	0.0															
					해역배출	0.0															
		Q		발 생 량		0.0	0.0	0.0	0.0	0.0	0.0	0.0	0.0	0.0	0.0	0.0	0.0	0.0	0.0	0.0	0.0
				처리방법	매 립	0.0															
					소 각	0.0															
					재 활 용	0.0															
					해역배출	0.0															
		S		발 생 량		0.0	0.0	0.0	0.0	0.0	0.0	0.0	0.0	0.0	0.0	0.0	0.0	0.0	0.0	0.0	0.0
				처리방법	매 립	0.0															
					소 각	0.0															
					재 활 용	0.0															
					해역배출	0.0															
	파주시	소계		발 생 량		492.9	3.3	0.2	18.3	3.8	13.5	4.3	4.9	0.1	1.6	72.6	147.0	14.7	12.2	0.0	196.4
				처리방법	매 립	161.4	1.5	0.2	18.3	0.9	0.2	0.0	0.0	0.1	0.5	34.8	45.3	1.4	0.0	0.0	58.2
					소 각	0.0	0.0	0.0	0.0	0.0	0.0	0.0	0.0	0.0	0.0	0.0	0.0	0.0	0.0	0.0	0.0
					재 활 용	331.5	1.8	0.0	0.0	2.9	13.3	4.3	4.9	0.0	1.1	37.8	101.7	13.3	12.2	0.0	138.2
					해역배출	0.0	0.0	0.0	0.0	0.0	0.0	0.0	0.0	0.0	0.0	0.0	0.0	0.0	0.0	0.0	0.0
		C	10	발 생 량		0.0	0.0	0.0	0.0	0.0	0.0	0.0	0.0	0.0	0.0	0.0	0.0	0.0	0.0	0.0	0.0
				처리방법	매 립	0.0															
					소 각	0.0															
					재 활 용	0.0															
					해역배출	0.0															
		C	13	발 생 량		0.0	0.0	0.0	0.0	0.0	0.0	0.0	0.0	0.0	0.0	0.0	0.0	0.0	0.0	0.0	0.0
				처리방법	매 립	0.0															
					소 각	0.0															
					재 활 용	0.0															
					해역배출	0.0															
		C	16	발 생 량		0.1	0.0	0.0	0.0	0.1	0.0	0.0	0.0	0.0	0.0	0.0	0.0	0.0	0.0	0.0	0.0
				처리방법	매 립	0.1				0.1											
					소 각	0.0															
					재 활 용	0.0															
					해역배출	0.0															
		C	17	발 생 량		0.1	0.0	0.0	0.0	0.0	0.0	0.0	0.0	0.0	0.1	0.0	0.0	0.0	0.0	0.0	0.0
				처리방법	매 립	0.0															
					소 각	0.0															
					재 활 용	0.1									0.1						
					해역배출	0.0															
		C	18	발 생 량		0.1	0.0	0.0	0.0	0.0	0.0	0.0	0.0	0.0	0.0	0.0	0.0	0.1	0.0	0.0	0.0
				처리방법	매 립	0.0															
					소 각	0.0															
					재 활 용	0.1												0.1			
					해역배출	0.0															
		C	20	발 생 량		5.0	0.0	0.0	0.0	0.0	0.0	0.0	4.9	0.0	0.0	0.0	0.1	0.0	0.0	0.0	0.0
				처리방법	매 립	0.1											0.1				
					소 각	0.0															
					재 활 용	4.9							4.9								
					해역배출	0.0															
		C	22	발 생 량		0.4	0.0	0.0	0.0	0.0	0.0	0.0	0.0	0.0	0.0	0.0	0.1	0.0	0.0	0.0	0.3
				처리방법	매 립	0.4											0.1				0.3
					소 각	0.0															
					재 활 용	0.0															
					해역배출	0.0															

(단위:톤/일)

지역구분		업종		발생량 및 처리현황		총계	가 연 성														
시도	시군구	대분류	중분류				소계	폐지류	폐목재류	폐합성고분자화합물				유기성오니류				동식물성잔재물	폐식용유	기타
										폐섬유류	폐합성 수지	폐합성 고무	폐피혁	폐수처리오니	공정오니	정수 처리오니	하수 처리오니			
경기	파주시	C	23	발 생 량		195.9	3.2	0.0	0.5	0.0	2.7	0.0	0.0	0.0	0.0	0.0	0.0	0.0	0.0	0.0
				처리방법	매 립	6.0	0.0													
					소 각	0.7	0.7				0.7									
					재 활 용	189.2	2.5		0.5		2.0									
					해역배출	0.0	0.0													
		C	25	발 생 량		10.8	0.2	0.0	0.0	0.0	0.2	0.0	0.0	0.0	0.0	0.0	0.0	0.0	0.0	0.0
				처리방법	매 립	0.4	0.0													
					소 각	0.0	0.0													
					재 활 용	10.4	0.2				0.2									
					해역배출	0.0	0.0													
		C	26	발 생 량		170.7	93.3	14.3	7.2	0.4	33.2	0.0	0.0	37.6	0.0	0.0	0.0	0.0	0.0	0.6
				처리방법	매 립	74.1	0.0													
					소 각	10.7	10.7				9.5			0.7						0.5
					재 활 용	85.9	82.6	14.3	7.2	0.4	23.7			36.9						0.1
					해역배출	0.0	0.0													
		C	28	발 생 량		0.2	0.2	0.0	0.0	0.0	0.2	0.0	0.0	0.0	0.0	0.0	0.0	0.0	0.0	0.0
				처리방법	매 립	0.0	0.0													
					소 각	0.2	0.2				0.2									
					재 활 용	0.0	0.0													
					해역배출	0.0	0.0													
		C	29	발 생 량		6.8	4.0	0.0	0.0	0.0	4.0	0.0	0.0	0.0	0.0	0.0	0.0	0.0	0.0	0.0
				처리방법	매 립	0.0	0.0													
					소 각	0.4	0.4				0.4									
					재 활 용	6.4	3.6				3.6									
					해역배출	0.0	0.0													
		C	30	발 생 량		2.0	2.0	0.0	0.0	0.0	0.0	2.0	0.0	0.0	0.0	0.0	0.0	0.0	0.0	0.0
				처리방법	매 립	0.0	0.0													
					소 각	0.2	0.2					0.2								
					재 활 용	1.8	1.8					1.8								
					해역배출	0.0	0.0													
		C	31	발 생 량		0.2	0.0	0.0	0.0	0.0	0.0	0.0	0.0	0.0	0.0	0.0	0.0	0.0	0.0	0.0
				처리방법	매 립	0.2	0.0													
					소 각	0.0	0.0													
					재 활 용	0.0	0.0													
					해역배출	0.0	0.0													
		C	32	발 생 량		2.0	0.8	0.0	0.8	0.0	0.0	0.0	0.0	0.0	0.0	0.0	0.0	0.0	0.0	0.0
				처리방법	매 립	0.0	0.0													
					소 각	0.0	0.0													
					재 활 용	2.0	0.8		0.8											
					해역배출	0.0	0.0													
		C	33	발 생 량		4.3	2.7	0.0	0.0	0.2	2.5	0.0	0.0	0.0	0.0	0.0	0.0	0.0	0.0	0.0
				처리방법	매 립	0.1	0.0													
					소 각	0.8	0.8				0.8									
					재 활 용	3.4	1.9			0.2	1.7									
					해역배출	0.0	0.0													
		D		발 생 량		16.2	0.0	0.0	0.0	0.0	0.0	0.0	0.0	0.0	0.0	0.0	0.0	0.0	0.0	0.0
				처리방법	매 립	0.1	0.0													
					소 각	0.0	0.0													
					재 활 용	16.1	0.0													
					해역배출	0.0	0.0													
		E		발 생 량		319.2	198.4	0.0	1.2	0.0	124.4	0.0	0.0	6.4	1.1	0.0	65.3	0.0	0.0	0.0
				처리방법	매 립	119.5	40.1				0.1						40.0			
					소 각	27.7	27.7		0.2		15.9				1.1		10.5			
					재 활 용	172.0	130.6		1.0		108.4			6.4			14.8			
					해역배출	0.0	0.0													

(단위:톤/일)

구분		업종		발생량 및 처리현황		불 연 성																
시도	시군구	대분류	중분류			소계	광재류	연소재	소각재	분진류	폐주물사 모래류	폐금속류	폐석회 석고류	폐촉매	폐흡착재폐흡수재	유리·도자기편류	무기성오니류				기타
																	폐수처리오니	공정오니	정수처리오니	하수처리오니	
경기	파주시	C	23	발 생 량		192.7	0.0	0.0	0.0	3.1	3.6	4.3	0.0	0.0	0.0	38.9	99.5	9.2	0.0	0.0	34.1
				처리방법	매 립	6.0				0.6						2.1	2.0	0.9			0.4
					소 각	0.0															
					재 활 용	186.7				2.5	3.6	4.3				36.8	97.5	8.3			33.7
					해역배출	0.0															
		C	25	발 생 량		10.6	1.9	0.0	0.0	0.4	7.1	0.0	0.0	0.0	0.0	0.0	0.9	0.3	0.0	0.0	0.0
				처리방법	매 립	0.4	0.1				0.2							0.1			
					소 각	0.0															
					재 활 용	10.2	1.8			0.4	6.9						0.9	0.2			
					해역배출	0.0															
		C	26	발 생 량		77.4	0.0	0.0	0.0	0.0	0.0	0.0	0.0	0.1	1.1	33.6	41.8	0.0	0.0	0.0	0.8
				처리방법	매 립	74.1								0.1	0.1	32.7	41.2				
					소 각	0.0															
					재 활 용	3.3									1.0	0.9	0.6				0.8
					해역배출	0.0															
		C	28	발 생 량		0.0	0.0	0.0	0.0	0.0	0.0	0.0	0.0	0.0	0.0	0.0	0.0	0.0	0.0	0.0	0.0
				처리방법	매 립	0.0															
					소 각	0.0															
					재 활 용	0.0															
					해역배출	0.0															
		C	29	발 생 량		2.8	0.0	0.0	0.0	0.0	2.8	0.0	0.0	0.0	0.0	0.0	0.0	0.0	0.0	0.0	0.0
				처리방법	매 립	0.0															
					소 각	0.0															
					재 활 용	2.8					2.8										
					해역배출	0.0															
		C	30	발 생 량		0.0	0.0	0.0	0.0	0.0	0.0	0.0	0.0	0.0	0.0	0.0	0.0	0.0	0.0	0.0	0.0
				처리방법	매 립	0.0															
					소 각	0.0															
					재 활 용	0.0															
					해역배출	0.0															
		C	31	발 생 량		0.2	0.0	0.0	0.0	0.2	0.0	0.0	0.0	0.0	0.0	0.0	0.0	0.0	0.0	0.0	0.0
				처리방법	매 립	0.2				0.2											
					소 각	0.0															
					재 활 용	0.0															
					해역배출	0.0															
		C	32	발 생 량		1.2	0.0	0.0	0.0	0.0	0.0	0.0	0.0	0.0	0.0	0.0	1.1	0.0	0.0	0.0	0.1
				처리방법	매 립	0.0															
					소 각	0.0															
					재 활 용	1.2											1.1				0.1
					해역배출	0.0															
		C	33	발 생 량		1.6	0.0	0.0	0.0	0.0	0.0	0.0	0.0	0.0	0.0	0.0	1.6	0.0	0.0	0.0	0.0
				처리방법	매 립	0.1											0.1				
					소 각	0.0															
					재 활 용	1.5											1.5				
					해역배출	0.0															
		D		발 생 량		16.2	0.0	0.0	0.0	0.0	0.0	0.0	0.0	0.0	0.0	0.1	0.1	0.0	12.2	0.0	3.8
				처리방법	매 립	0.1											0.1				
					소 각	0.0															
					재 활 용	16.1										0.1			12.2		3.8
					해역배출	0.0															
		E		발 생 량		120.8	1.4	0.0	18.3	0.0	0.0	0.0	0.0	0.0	0.3	0.0	1.6	0.5	0.0	0.0	98.7
				처리방법	매 립	79.4	1.4		18.3						0.3		1.6	0.3			57.5
					소 각	0.0															
					재 활 용	41.4												0.2			41.2
					해역배출	0.0															

(단위:톤/일)

지역구분		업종		발생량 및 처리현황		총계	가 연 성													
시도	시군구	대분류	중분류				소계	폐지류	폐목재류	폐합성고분자화합물				유기성오니류				동식물성잔재물	폐식용유	기타
										폐섬유류	폐합성 수지	폐합성 고무	폐피혁	폐수처리오니	공정오니	정수 처리오니	하수 처리오니			
경기	파주시	F		발생량		55.5	2.8	0.0	1.6	0.0	0.4	0.0	0.0	0.0	0.2	0.0	0.6	0.0	0.0	0.0
				처리방법	매 립	0.7	0.6										0.6			
					소 각	0.1	0.1								0.1					
					재 활 용	54.7	2.1		1.6		0.4				0.1					
					해역배출	0.0	0.0													
		G		발생량		0.1	0.1	0.0	0.0	0.0	0.1	0.0	0.0	0.0	0.0	0.0	0.0	0.0	0.0	0.0
				처리방법	매 립	0.0	0.0													
					소 각	0.0	0.0													
					재 활 용	0.1	0.1				0.1									
					해역배출	0.0	0.0													
		N		발생량		101.6	94.8	0.0	0.0	0.0	3.7	0.0	0.0	91.1	0.0	0.0	0.0	0.0	0.0	0.0
				처리방법	매 립	0.0	0.0													
					소 각	3.4	3.4				3.4									
					재 활 용	98.2	91.4				0.3			91.1						
					해역배출	0.0	0.0													
		O		발생량		27.6	23.9	0.0	0.0	0.0	0.0	0.0	0.0	23.9	0.0	0.0	0.0	0.0	0.0	0.0
				처리방법	매 립	0.0	0.0													
					소 각	0.0	0.0													
					재 활 용	27.6	23.9							23.9						
					해역배출	0.0	0.0													
		R		발생량		0.2	0.1	0.0	0.0	0.0	0.1	0.0	0.0	0.0	0.0	0.0	0.0	0.0	0.0	0.0
				처리방법	매 립	0.1	0.0													
					소 각	0.0	0.0													
					재 활 용	0.1	0.1				0.1									
					해역배출	0.0	0.0													
		S		발생량		0.5	0.1	0.0	0.0	0.0	0.0	0.0	0.0	0.1	0.0	0.0	0.0	0.0	0.0	0.0
				처리방법	매 립	0.4	0.1							0.1						
					소 각	0.0	0.0													
					재 활 용	0.1	0.0													
					해역배출	0.0	0.0													
	이천시	소계		발생량		412.7	298.3	5.5	5.5	0.5	129.7	0.5	0.2	40.0	4.0	0.2	15.7	93.5	0.5	2.5
				처리방법	매 립	69.4	2.9	0.0	0.0	0.0	0.0	0.0	0.0	1.0	0.0	0.1	1.5	0.0	0.0	0.3
					소 각	23.0	23.0	0.1	1.7	0.3	13.8	0.5	0.1	2.0	0.0	0.1	0.0	2.5	0.0	1.9
					재 활 용	319.3	271.4	5.4	3.8	0.2	115.9	0.0	0.1	36.0	4.0	0.0	14.2	91.0	0.5	0.3
					해역배출	1.0	1.0	0.0	0.0	0.0	0.0	0.0	0.0	1.0	0.0	0.0	0.0	0.0	0.0	0.0
		C	10	발생량		132.5	118.5	0.2	0.0	0.0	8.3	0.0	0.0	15.0	3.0	0.0	1.5	90.0	0.5	0.0
				처리방법	매 립	3.4	1.0							1.0						
					소 각	4.3	4.3				0.3			2.0				2.0		
					재 활 용	123.8	112.2	0.2			8.0			11.0	3.0		1.5	88.0	0.5	
					해역배출	1.0	1.0							1.0						
		C	11	발생량		47.7	40.2	0.5	0.0	0.0	11.1	0.0	0.0	23.0	1.0	0.0	1.1	3.5	0.0	0.0
				처리방법	매 립	0.3	0.0													
					소 각	0.7	0.7	0.1			0.1							0.5		
					재 활 용	46.7	39.5	0.4			11.0			23.0	1.0		1.1	3.0		
					해역배출	0.0	0.0													
		C	12	발생량		2.0	2.0	0.0	0.0	0.0	0.0	0.0	0.0	2.0	0.0	0.0	0.0	0.0	0.0	0.0
				처리방법	매 립	0.0	0.0													
					소 각	0.0	0.0													
					재 활 용	2.0	2.0							2.0						
					해역배출	0.0	0.0													
		C	13	발생량		2.2	2.2	0.0	0.0	0.2	2.0	0.0	0.0	0.0	0.0	0.0	0.0	0.0	0.0	0.0
				처리방법	매 립	0.0	0.0													
					소 각	0.1	0.1			0.1										
					재 활 용	2.1	2.1			0.1	2.0									
					해역배출	0.0	0.0													

(단위:톤/일)

구분		업종		발생량 및 처리현황		불 연 성															
시도	시군구	대분류	중분류			소계	광재류	연소재	소각재	분진류	폐주물사 모래류	폐금속류	폐석회 석고류	폐촉매	폐흡착재폐흡수재	유리·도자기편류	무기성오니류				기타
																	폐수처리오니	공정오니	정수처리오니	하수처리오니	
경기	파주시	F		발 생 량		52.7	0.0	0.0	0.0	0.0	0.0	0.0	0.0	0.0	0.0	0.0	0.0	0.9	0.0	0.0	51.8
				처리방법	매 립	0.1												0.1			
					소 각	0.0															
					재 활 용	52.6												0.8			51.8
					해역배출	0.0															
		G		발 생 량		0.0	0.0	0.0	0.0	0.0	0.0	0.0	0.0	0.0	0.0	0.0	0.0	0.0	0.0	0.0	0.0
				처리방법	매 립	0.0															
					소 각	0.0															
					재 활 용	0.0															
					해역배출	0.0															
		N		발 생 량		6.8	0.0	0.0	0.0	0.0	0.0	0.0	0.0	0.0	0.0	0.0	0.0	0.0	0.0	0.0	6.8
				처리방법	매 립	0.0															
					소 각	0.0															
					재 활 용	6.8															6.8
					해역배출	0.0															
		O		발 생 량		3.7	0.0	0.0	0.0	0.0	0.0	0.0	0.0	0.0	0.0	0.0	0.0	3.7	0.0	0.0	0.0
				처리방법	매 립	0.0															
					소 각	0.0															
					재 활 용	3.7												3.7			
					해역배출	0.0															
		R		발 생 량		0.1	0.0	0.0	0.0	0.0	0.0	0.0	0.0	0.0	0.1	0.0	0.0	0.0	0.0	0.0	0.0
				처리방법	매 립	0.1									0.1						
					소 각	0.0															
					재 활 용	0.0															
					해역배출	0.0															
		S		발 생 량		0.4	0.0	0.2	0.0	0.0	0.0	0.0	0.0	0.0	0.0	0.0	0.2	0.0	0.0	0.0	0.0
				처리방법	매 립	0.3		0.2									0.1				
					소 각	0.0															
					재 활 용	0.1											0.1				
					해역배출	0.0															
	이천시	소계		발 생 량		114.4	0.0	0.0	40.8	0.0	0.0	0.1	0.1	0.2	3.4	0.0	45.5	0.7	0.4	23.2	0.0
				처리방법	매 립	66.5	0.0	0.0	40.8	0.0	0.0	0.0	0.0	0.0	1.1	0.0	1.4	0.0	0.0	23.2	0.0
					소 각	0.0	0.0	0.0	0.0	0.0	0.0	0.0	0.0	0.0	0.0	0.0	0.0	0.0	0.0	0.0	0.0
					재 활 용	47.9	0.0	0.0	0.0	0.0	0.0	0.1	0.1	0.2	2.3	0.0	44.1	0.7	0.4	0.0	0.0
					해역배출	0.0	0.0	0.0	0.0	0.0	0.0	0.0	0.0	0.0	0.0	0.0	0.0	0.0	0.0	0.0	0.0
		C	10	발 생 량		14.0	0.0	0.0	0.0	0.0	0.0	0.0	0.0	0.0	2.5	0.0	11.1	0.2	0.1	0.1	0.0
				처리방법	매 립	2.4									1.0		1.3			0.1	
					소 각	0.0															
					재 활 용	11.6									1.5		9.8	0.2	0.1		
					해역배출	0.0															
		C	11	발 생 량		7.5	0.0	0.0	0.0	0.0	0.0	0.0	0.0	0.0	0.9	0.0	5.7	0.5	0.3	0.1	0.0
				처리방법	매 립	0.3									0.1		0.1			0.1	
					소 각	0.0															
					재 활 용	7.2									0.8		5.6	0.5	0.3		
					해역배출	0.0															
		C	12	발 생 량		0.0	0.0	0.0	0.0	0.0	0.0	0.0	0.0	0.0	0.0	0.0	0.0	0.0	0.0	0.0	0.0
				처리방법	매 립	0.0															
					소 각	0.0															
					재 활 용	0.0															
					해역배출	0.0															
		C	13	발 생 량		0.0	0.0	0.0	0.0	0.0	0.0	0.0	0.0	0.0	0.0	0.0	0.0	0.0	0.0	0.0	0.0
				처리방법	매 립	0.0															
					소 각	0.0															
					재 활 용	0.0															
					해역배출	0.0															

(단위:톤/일)

지역구분		업종		발생량 및 처리현황		총계	가 연 성														
시도	시군구	대분류	중분류				소계	폐지류	폐목재류	폐합성고분자화합물				유기성오니류				동식물성잔재물	폐식용유	기타
										폐섬유류	폐합성 수지	폐합성 고무	폐피혁	폐수처리오니	공정오니	정수 처리오니	하수 처리오니			
경기	이천시	C	14	발 생 량		2.6	2.6	0.0	0.0	0.3	2.3	0.0	0.0	0.0	0.0	0.0	0.0	0.0	0.0	0.0
				처리방법	매 립	0.0	0.0													
					소 각	0.3	0.3			0.2	0.1									
					재 활 용	2.3	2.3			0.1	2.2									
					해역배출	0.0	0.0													
		C	15	발 생 량		1.7	1.7	0.0	0.0	0.0	1.5	0.0	0.2	0.0	0.0	0.0	0.0	0.0	0.0	0.0
				처리방법	매 립	0.0	0.0													
					소 각	0.1	0.1						0.1							
					재 활 용	1.6	1.6				1.5		0.1							
					해역배출	0.0	0.0													
		C	16	발 생 량		5.2	5.2	0.0	3.0	0.0	2.2	0.0	0.0	0.0	0.0	0.0	0.0	0.0	0.0	0.0
				처리방법	매 립	0.0	0.0													
					소 각	1.7	1.7		1.7											
					재 활 용	3.5	3.5		1.3		2.2									
					해역배출	0.0	0.0													
		C	17	발 생 량		1.1	1.1	1.1	0.0	0.0	0.0	0.0	0.0	0.0	0.0	0.0	0.0	0.0	0.0	0.0
				처리방법	매 립	0.0	0.0													
					소 각	0.0	0.0													
					재 활 용	1.1	1.1	1.1												
					해역배출	0.0	0.0													
		C	18	발 생 량		0.8	0.8	0.8	0.0	0.0	0.0	0.0	0.0	0.0	0.0	0.0	0.0	0.0	0.0	0.0
				처리방법	매 립	0.0	0.0													
					소 각	0.0	0.0													
					재 활 용	0.8	0.8	0.8												
					해역배출	0.0	0.0													
		C	20	발 생 량		5.1	0.0	0.0	0.0	0.0	0.0	0.0	0.0	0.0	0.0	0.0	0.0	0.0	0.0	0.0
				처리방법	매 립	0.0	0.0													
					소 각	0.0	0.0													
					재 활 용	5.1	0.0													
					해역배출	0.0	0.0													
		C	22	발 생 량		91.5	91.5	0.0	0.0	0.0	91.0	0.5	0.0	0.0	0.0	0.0	0.0	0.0	0.0	0.0
				처리방법	매 립	0.0	0.0													
					소 각	13.5	13.5				13.0	0.5								
					재 활 용	78.0	78.0				78.0									
					해역배출	0.0	0.0													
		C	23	발 생 량		21.7	0.0	0.0	0.0	0.0	0.0	0.0	0.0	0.0	0.0	0.0	0.0	0.0	0.0	0.0
				처리방법	매 립	0.0	0.0													
					소 각	0.0	0.0													
					재 활 용	21.7	0.0													
					해역배출	0.0	0.0													
		C	25	발 생 량		9.6	7.3	0.0	0.0	0.0	6.2	0.0	0.0	0.0	0.0	0.0	0.0	0.0	0.0	1.1
				처리방법	매 립	0.1	0.1													0.1
					소 각	1.2	1.2				0.2									1.0
					재 활 용	8.3	6.0				6.0									
					해역배출	0.0	0.0													
		C	26	발 생 량		6.1	6.1	0.0	0.0	0.0	5.1	0.0	0.0	0.0	0.0	0.0	0.0	0.0	0.0	1.0
				처리방법	매 립	0.1	0.1													0.1
					소 각	0.8	0.8				0.1									0.7
					재 활 용	5.2	5.2				5.0									0.2
					해역배출	0.0	0.0													
		C	27	발 생 량		0.4	0.4	0.0	0.0	0.0	0.0	0.0	0.0	0.0	0.0	0.0	0.0	0.0	0.0	0.4
				처리방법	매 립	0.1	0.1													0.1
					소 각	0.2	0.2													0.2
					재 활 용	0.1	0.1													0.1
					해역배출	0.0	0.0													

(단위:톤/일)

구분		업종		발생량 및 처리현황		불 연 성															
시도	시군구	대분류	중분류			소계	광재류	연소재	소각재	분진류	폐주물사 모래류	폐금속류	폐석회 석고류	폐촉매	폐흡착재폐흡수재	유리·도자기편류	무기성오니류				기타
																	폐수처리오니	공정오니	정수처리오니	하수처리오니	
경기	이천시	C	14	발 생 량		0.0	0.0	0.0	0.0	0.0	0.0	0.0	0.0	0.0	0.0	0.0	0.0	0.0	0.0	0.0	0.0
				처리방법	매 립	0.0															
					소 각	0.0															
					재 활 용	0.0															
					해역배출	0.0															
		C	15	발 생 량		0.0	0.0	0.0	0.0	0.0	0.0	0.0	0.0	0.0	0.0	0.0	0.0	0.0	0.0	0.0	0.0
				처리방법	매 립	0.0															
					소 각	0.0															
					재 활 용	0.0															
					해역배출	0.0															
		C	16	발 생 량		0.0	0.0	0.0	0.0	0.0	0.0	0.0	0.0	0.0	0.0	0.0	0.0	0.0	0.0	0.0	0.0
				처리방법	매 립	0.0															
					소 각	0.0															
					재 활 용	0.0															
					해역배출	0.0															
		C	17	발 생 량		0.0	0.0	0.0	0.0	0.0	0.0	0.0	0.0	0.0	0.0	0.0	0.0	0.0	0.0	0.0	0.0
				처리방법	매 립	0.0															
					소 각	0.0															
					재 활 용	0.0															
					해역배출	0.0															
		C	18	발 생 량		0.0	0.0	0.0	0.0	0.0	0.0	0.0	0.0	0.0	0.0	0.0	0.0	0.0	0.0	0.0	0.0
				처리방법	매 립	0.0															
					소 각	0.0															
					재 활 용	0.0															
					해역배출	0.0															
		C	20	발 생 량		5.1	0.0	0.0	0.0	0.0	0.0	0.0	0.0	0.0	0.0	0.0	5.1	0.0	0.0	0.0	0.0
				처리방법	매 립	0.0															
					소 각	0.0															
					재 활 용	5.1											5.1				
					해역배출	0.0															
		C	22	발 생 량		0.0	0.0	0.0	0.0	0.0	0.0	0.0	0.0	0.0	0.0	0.0	0.0	0.0	0.0	0.0	0.0
				처리방법	매 립	0.0															
					소 각	0.0															
					재 활 용	0.0															
					해역배출	0.0															
		C	23	발 생 량		21.7	0.0	0.0	0.0	0.0	0.0	0.1	0.1	0.2	0.0	0.0	21.3	0.0	0.0	0.0	0.0
				처리방법	매 립	0.0															
					소 각	0.0															
					재 활 용	21.7						0.1	0.1	0.2			21.3				
					해역배출	0.0															
		C	25	발 생 량		2.3	0.0	0.0	0.0	0.0	0.0	0.0	0.0	0.0	0.0	0.0	2.3	0.0	0.0	0.0	0.0
				처리방법	매 립	0.0															
					소 각	0.0															
					재 활 용	2.3											2.3				
					해역배출	0.0															
		C	26	발 생 량		0.0	0.0	0.0	0.0	0.0	0.0	0.0	0.0	0.0	0.0	0.0	0.0	0.0	0.0	0.0	0.0
				처리방법	매 립	0.0															
					소 각	0.0															
					재 활 용	0.0															
					해역배출	0.0															
		C	27	발 생 량		0.0	0.0	0.0	0.0	0.0	0.0	0.0	0.0	0.0	0.0	0.0	0.0	0.0	0.0	0.0	0.0
				처리방법	매 립	0.0															
					소 각	0.0															
					재 활 용	0.0															
					해역배출	0.0															

(단위:톤/일)

지역구분		업종		발생량 및 처리현황		총계	가 연 성														
시도	시군구	대분류	중분류				소계	폐지류	폐목재류	폐합성고분자화합물				유기성오니류				동식물성잔재물	폐식용유	기타
										폐섬유류	폐합성 수지	폐합성 고무	폐피혁	폐수처리오니	공정오니	정수 처리오니	하수 처리오니			
경기	이천시	C	32	발 생 량		2.5	2.5	0.0	2.5	0.0	0.0	0.0	0.0	0.0	0.0	0.0	0.0	0.0	0.0	0.0
				처리방법	매 립	0.0	0.0													
					소 각	0.0	0.0													
					재 활 용	2.5	2.5		2.5											
					해역배출	0.0	0.0													
		E		발 생 량		77.1	13.3	0.0	0.0	0.0	0.0	0.0	0.0	0.0	0.0	0.2	13.1	0.0	0.0	0.0
				처리방법	매 립	65.4	1.6									0.1	1.5			
					소 각	0.1	0.1									0.1				
					재 활 용	11.6	11.6										11.6			
					해역배출	0.0	0.0													
		G		발 생 량		0.9	0.9	0.9	0.0	0.0	0.0	0.0	0.0	0.0	0.0	0.0	0.0	0.0	0.0	0.0
				처리방법	매 립	0.0	0.0													
					소 각	0.0	0.0													
					재 활 용	0.9	0.9	0.9												
					해역배출	0.0	0.0													
		J		발 생 량		2.0	2.0	2.0	0.0	0.0	0.0	0.0	0.0	0.0	0.0	0.0	0.0	0.0	0.0	0.0
				처리방법	매 립	0.0	0.0													
					소 각	0.0	0.0													
					재 활 용	2.0	2.0	2.0												
					해역배출	0.0	0.0													
	안성시	소계		발 생 량		550.9	266.2	0.2	15.2	0.1	119.2	1.5	0.0	30.8	16.1	0.0	0.2	67.0	0.1	15.8
				처리방법	매 립	76.0	25.7	0.0	0.0	0.0	0.0	0.0	0.0	0.9	0.1	0.0	0.0	17.6	0.0	7.1
					소 각	35.4	32.1	0.0	0.6	0.0	26.5	0.0	0.0	0.1	0.0	0.0	0.0	1.7	0.0	3.2
					재 활 용	436.3	205.2	0.2	14.6	0.1	92.7	1.5	0.0	26.6	16.0	0.0	0.2	47.7	0.1	5.5
					해역배출	3.2	3.2	0.0	0.0	0.0	0.0	0.0	0.0	3.2	0.0	0.0	0.0	0.0	0.0	0.0
		A		발 생 량		2.6	2.6	0.0	0.0	0.0	0.0	0.0	0.0	0.0	0.0	0.0	0.0	1.8	0.0	0.8
				처리방법	매 립	0.0	0.0													
					소 각	0.0	0.0													
					재 활 용	2.6	2.6											1.8		0.8
					해역배출	0.0	0.0													
		C	10	발 생 량		83.7	78.3	0.0	0.1	0.0	9.5	0.0	0.0	27.0	0.3	0.0	0.0	37.8	0.1	3.5
				처리방법	매 립	2.4	2.4											2.4		
					소 각	7.8	7.8				6.2							1.1		0.5
					재 활 용	70.3	64.9		0.1		3.3			23.8	0.3			34.3	0.1	3.0
					해역배출	3.2	3.2							3.2						
		C	11	발 생 량		24.0	24.0	0.0	0.0	0.0	2.7	0.0	0.0	1.2	14.6	0.0	0.0	5.5	0.0	0.0
				처리방법	매 립	0.7	0.7											0.7		
					소 각	2.3	2.3				2.1							0.2		
					재 활 용	21.0	21.0				0.6			1.2	14.6			4.6		
					해역배출	0.0	0.0													
		C	13	발 생 량		0.7	0.6	0.0	0.0	0.1	0.5	0.0	0.0	0.0	0.0	0.0	0.0	0.0	0.0	0.0
				처리방법	매 립	0.1	0.0													
					소 각	0.1	0.1				0.1									
					재 활 용	0.5	0.5			0.1	0.4									
					해역배출	0.0	0.0													
		C	14	발 생 량		0.2	0.2	0.0	0.0	0.0	0.2	0.0	0.0	0.0	0.0	0.0	0.0	0.0	0.0	0.0
				처리방법	매 립	0.0	0.0													
					소 각	0.0	0.0													
					재 활 용	0.2	0.2				0.2									
					해역배출	0.0	0.0													
		C	16	발 생 량		2.5	2.1	0.0	1.6	0.0	0.5	0.0	0.0	0.0	0.0	0.0	0.0	0.0	0.0	0.0
				처리방법	매 립	0.0	0.0													
					소 각	0.4	0.4		0.3		0.1									
					재 활 용	2.1	1.7		1.3		0.4									
					해역배출	0.0	0.0													

(단위:톤/일)

구분		업종		발생량 및 처리현황		불 연 성															
시도	시군구	대분류	중분류			소계	광재류	연소재	소각재	분진류	폐주물사 모래류	폐금속류	폐석회 석고류	폐촉매	폐흡착재폐흡수재	유리·도자기편류	무기성오니류				기타
																	폐수처리오니	공정오니	정수처리오니	하수처리오니	
경기	이천시	C	32	발 생 량		0.0	0.0	0.0	0.0	0.0	0.0	0.0	0.0	0.0	0.0	0.0	0.0	0.0	0.0	0.0	0.0
				처리방법	매 립	0.0															
					소 각	0.0															
					재 활 용	0.0															
					해역배출	0.0															
		E		발 생 량		63.8	0.0	0.0	40.8	0.0	0.0	0.0	0.0	0.0	0.0	0.0	0.0	0.0	0.0	23.0	0.0
				처리방법	매 립	63.8			40.8											23.0	
					소 각	0.0															
					재 활 용	0.0															
					해역배출	0.0															
		G		발 생 량		0.0	0.0	0.0	0.0	0.0	0.0	0.0	0.0	0.0	0.0	0.0	0.0	0.0	0.0	0.0	0.0
				처리방법	매 립	0.0															
					소 각	0.0															
					재 활 용	0.0															
					해역배출	0.0															
		J		발 생 량		0.0	0.0	0.0	0.0	0.0	0.0	0.0	0.0	0.0	0.0	0.0	0.0	0.0	0.0	0.0	0.0
				처리방법	매 립	0.0															
					소 각	0.0															
					재 활 용	0.0															
					해역배출	0.0															
	안성시	소계		발 생 량		284.7	12.1	12.3	0.0	33.5	4.3	0.0	0.0	2.7	0.4	7.4	178.1	13.8	0.0	0.1	20.0
				처리방법	매 립	50.3	1.1	0.0	0.0	32.8	1.2	0.0	0.0	0.0	0.0	0.1	5.7	1.5	0.0	0.0	7.9
					소 각	3.3	0.0	1.9	0.0	0.0	0.0	0.0	0.0	0.0	0.0	0.2	0.0	1.2	0.0	0.0	0.0
					재 활 용	231.1	11.0	10.4	0.0	0.7	3.1	0.0	0.0	2.7	0.4	7.1	172.4	11.1	0.0	0.1	12.1
					해역배출	0.0	0.0	0.0	0.0	0.0	0.0	0.0	0.0	0.0	0.0	0.0	0.0	0.0	0.0	0.0	0.0
		A		발 생 량		0.0	0.0	0.0	0.0	0.0	0.0	0.0	0.0	0.0	0.0	0.0	0.0	0.0	0.0	0.0	0.0
				처리방법	매 립	0.0															
					소 각	0.0															
					재 활 용	0.0															
					해역배출	0.0															
		C	10	발 생 량		5.4	0.0	0.0	0.0	0.0	0.0	0.0	0.0	0.0	0.1	5.3	0.0	0.0	0.0	0.0	0.0
				처리방법	매 립	0.0															
					소 각	0.0															
					재 활 용	5.4									0.1	5.3	0.0				
					해역배출	0.0															
		C	11	발 생 량		0.0	0.0	0.0	0.0	0.0	0.0	0.0	0.0	0.0	0.0	0.0	0.0	0.0	0.0	0.0	0.0
				처리방법	매 립	0.0															
					소 각	0.0															
					재 활 용	0.0															
					해역배출	0.0															
		C	13	발 생 량		0.1	0.0	0.0	0.0	0.0	0.1	0.0	0.0	0.0	0.0	0.0	0.0	0.0	0.0	0.0	0.0
				처리방법	매 립	0.1					0.1										
					소 각	0.0															
					재 활 용	0.0															
					해역배출	0.0															
		C	14	발 생 량		0.0	0.0	0.0	0.0	0.0	0.0	0.0	0.0	0.0	0.0	0.0	0.0	0.0	0.0	0.0	0.0
				처리방법	매 립	0.0															
					소 각	0.0															
					재 활 용	0.0															
					해역배출	0.0															
		C	16	발 생 량		0.4	0.0	0.0	0.0	0.0	0.4	0.0	0.0	0.0	0.0	0.0	0.0	0.0	0.0	0.0	0.0
				처리방법	매 립	0.0															
					소 각	0.0															
					재 활 용	0.4					0.4										
					해역배출	0.0															

(단위:톤/일)

지역구분		업종		발생량 및 처리현황		총계	가 연 성														
시도	시군구	대분류	중분류				소계	폐지류	폐목재류	폐합성고분자화합물				유기성오니류				동식물성잔재물	폐식용유	기타
										폐섬유류	폐합성 수지	폐합성 고무	폐피혁	폐수처리오니	공정오니	정수 처리오니	하수 처리오니			
경기	안성시	C	17	발 생 량		1.2	1.2	0.0	0.0	0.0	0.8	0.0	0.0	0.4	0.0	0.0	0.0	0.0	0.0	0.0
				처리방법	매 립	0.4	0.4							0.4						
					소 각	0.0	0.0													
					재 활 용	0.8	0.8				0.8									
					해역배출	0.0	0.0													
		C	18	발 생 량		11.0	3.4	0.0	0.0	0.0	3.3	0.0	0.0	0.0	0.0	0.0	0.0	0.0	0.0	0.1
				처리방법	매 립	0.7	0.0													
					소 각	1.3	1.3				1.3									
					재 활 용	9.0	2.1				2.0									0.1
					해역배출	0.0	0.0													
		C	20	발 생 량		3.0	1.0	0.0	0.0	0.0	0.9	0.0	0.0	0.1	0.0	0.0	0.0	0.0	0.0	0.0
				처리방법	매 립	1.5	0.0													
					소 각	0.4	0.3				0.2			0.1						
					재 활 용	1.1	0.7				0.7									
					해역배출	0.0	0.0													
		C	21	발 생 량		0.7	0.4	0.0	0.0	0.0	0.4	0.0	0.0	0.0	0.0	0.0	0.0	0.0	0.0	0.0
				처리방법	매 립	0.0	0.0													
					소 각	0.4	0.4				0.4									
					재 활 용	0.3	0.0													
					해역배출	0.0	0.0													
		C	22	발 생 량		20.1	18.9	0.0	0.0	0.0	18.8	0.0	0.0	0.0	0.0	0.0	0.0	0.0	0.0	0.1
				처리방법	매 립	0.1	0.0													
					소 각	4.7	3.6				3.6									
					재 활 용	15.3	15.3				15.2									0.1
					해역배출	0.0	0.0													
		C	23	발 생 량		184.7	14.0	0.0	0.0	0.0	12.8	0.1	0.0	0.0	1.1	0.0	0.0	0.0	0.0	0.0
				처리방법	매 립	1.1	0.0													
					소 각	0.5	0.5				0.5									
					재 활 용	183.1	13.5				12.3	0.1			1.1					
					해역배출	0.0	0.0													
		C	24	발 생 량		3.2	0.3	0.0	0.0	0.0	0.3	0.0	0.0	0.0	0.0	0.0	0.0	0.0	0.0	0.0
				처리방법	매 립	0.0	0.0													
					소 각	0.3	0.3				0.3									
					재 활 용	2.9	0.0													
					해역배출	0.0	0.0													
		C	25	발 생 량		43.8	26.4	0.0	0.9	0.0	24.7	0.0	0.0	0.0	0.0	0.0	0.0	0.0	0.0	0.8
				처리방법	매 립	5.7	0.0													
					소 각	2.5	2.5				1.7									0.8
					재 활 용	35.6	23.9		0.9		23.0									
					해역배출	0.0	0.0													
		C	26	발 생 량		6.8	5.8	0.0	0.0	0.0	5.0	0.0	0.0	0.5	0.0	0.0	0.0	0.0	0.0	0.3
				처리방법	매 립	1.7	0.7							0.5						0.2
					소 각	2.2	2.2				2.2									
					재 활 용	2.9	2.9				2.8									0.1
					해역배출	0.0	0.0													
		C	27	발 생 량		0.4	0.2	0.0	0.0	0.0	0.1	0.0	0.0	0.0	0.0	0.0	0.0	0.0	0.0	0.1
				처리방법	매 립	0.0	0.0													
					소 각	0.4	0.2				0.1									0.1
					재 활 용	0.0	0.0													
					해역배출	0.0	0.0													
		C	28	발 생 량		0.4	0.3	0.0	0.0	0.0	0.3	0.0	0.0	0.0	0.0	0.0	0.0	0.0	0.0	0.0
				처리방법	매 립	0.1	0.0													
					소 각	0.3	0.3				0.3									
					재 활 용	0.0	0.0													
					해역배출	0.0	0.0													

(단위:톤/일)

구분		업종		발생량 및 처리현황		불 연 성															
시도	시군구	대분류	중분류			소계	광재류	연소재	소각재	분진류	폐주물사 모래류	폐금속류	폐석회 석고류	폐촉매	폐흡착재폐흡수재	유리·도자기편류	무기성오니류				기타
																	폐수처리오니	공정오니	정수처리오니	하수처리오니	
경기	안성시	C	17	발 생 량		0.0	0.0	0.0	0.0	0.0	0.0	0.0	0.0	0.0	0.0	0.0	0.0	0.0	0.0	0.0	0.0
				처리방법	매 립	0.0															
					소 각	0.0															
					재 활 용	0.0															
					해역배출	0.0															
		C	18	발 생 량		7.6	0.0	0.0	0.0	0.3	0.0	0.0	0.0	0.0	0.0	0.0	7.3	0.0	0.0	0.0	0.0
				처리방법	매 립	0.7				0.2							0.5				
					소 각	0.0															
					재 활 용	6.9				0.1							6.8				
					해역배출	0.0															
		C	20	발 생 량		2.0	1.1	0.0	0.0	0.0	0.0	0.0	0.0	0.0	0.0	0.0	0.2	0.7	0.0	0.0	0.0
				처리방법	매 립	1.5	1.1										0.2	0.2			
					소 각	0.1												0.1			
					재 활 용	0.4												0.4			
					해역배출	0.0															
		C	21	발 생 량		0.3	0.0	0.0	0.0	0.0	0.0	0.0	0.0	0.0	0.0	0.3	0.0	0.0	0.0	0.0	0.0
				처리방법	매 립	0.0															
					소 각	0.0															
					재 활 용	0.3										0.3					
					해역배출	0.0															
		C	22	발 생 량		1.2	0.0	0.0	0.0	0.1	0.0	0.0	0.0	0.0	0.0	0.0	0.0	1.1	0.0	0.0	0.0
				처리방법	매 립	0.1				0.1											
					소 각	1.1												1.1			
					재 활 용	0.0															
					해역배출	0.0															
		C	23	발 생 량		170.7	0.0	0.0	0.0	0.0	3.5	0.0	0.0	0.0	0.0	0.0	158.3	0.2	0.0	0.0	8.7
				처리방법	매 립	1.1					0.9							0.2			
					소 각	0.0															
					재 활 용	169.6					2.6						158.3				8.7
					해역배출	0.0															
		C	24	발 생 량		2.9	0.0	0.0	0.0	0.0	0.0	0.0	0.0	2.7	0.0	0.0	0.0	0.2	0.0	0.0	0.0
				처리방법	매 립	0.0															
					소 각	0.0															
					재 활 용	2.9								2.7				0.2			
					해역배출	0.0															
		C	25	발 생 량		17.4	11.0	0.0	0.0	1.1	0.0	0.0	0.0	0.0	0.1	0.0	4.6	0.6	0.0	0.0	0.0
				처리방법	매 립	5.7				0.5							4.6	0.6			
					소 각	0.0															
					재 활 용	11.7	11.0			0.6					0.1						
					해역배출	0.0															
		C	26	발 생 량		1.0	0.0	0.0	0.0	0.0	0.2	0.0	0.0	0.0	0.0	0.0	0.3	0.1	0.0	0.0	0.4
				처리방법	매 립	1.0					0.2						0.3	0.1			0.4
					소 각	0.0															
					재 활 용	0.0															
					해역배출	0.0															
		C	27	발 생 량		0.2	0.0	0.0	0.0	0.0	0.0	0.0	0.0	0.0	0.0	0.2	0.0	0.0	0.0	0.0	0.0
				처리방법	매 립	0.0															
					소 각	0.2										0.2					
					재 활 용	0.0															
					해역배출	0.0															
		C	28	발 생 량		0.1	0.0	0.0	0.0	0.0	0.0	0.0	0.0	0.0	0.0	0.0	0.0	0.1	0.0	0.0	0.0
				처리방법	매 립	0.1												0.1			
					소 각	0.0															
					재 활 용	0.0															
					해역배출	0.0															

(단위:톤/일)

지역구분		업종		발생량 및 처리현황		총계	가 연 성														
시도	시군구	대분류	중분류				소계	폐지류	폐목재류	폐합성고분자화합물				유기성오니류				동식물성잔재물	폐식용유	기타
										폐섬유류	폐합성 수지	폐합성 고무	폐피혁	폐수처리오니	공정오니	정수 처리오니	하수 처리오니			
경기	안성시	C	29	발 생 량		0.9	0.7	0.0	0.0	0.0	0.7	0.0	0.0	0.0	0.0	0.0	0.0	0.0	0.0	0.0
				처리방법	매 립	0.1	0.0													
					소 각	0.1	0.1				0.1									
					재 활 용	0.7	0.6				0.6									
					해역배출	0.0	0.0													
		C	30	발 생 량		1.8	1.6	0.0	0.0	0.0	1.3	0.3	0.0	0.0	0.0	0.0	0.0	0.0	0.0	0.0
				처리방법	매 립	0.2	0.0													
					소 각	0.2	0.2				0.2									
					재 활 용	1.4	1.4				1.1	0.3								
					해역배출	0.0	0.0													
		C	33	발 생 량		22.8	2.5	0.0	0.0	0.0	2.0	0.0	0.0	0.0	0.1	0.0	0.0	0.4	0.0	0.0
				처리방법	매 립	1.0	0.1								0.1					
					소 각	0.5	0.5				0.4							0.1		
					재 활 용	21.3	1.9				1.6							0.3		
					해역배출	0.0	0.0													
		E		발 생 량		25.4	25.4	0.0	0.8	0.0	24.5	0.1	0.0	0.0	0.0	0.0	0.0	0.0	0.0	0.0
				처리방법	매 립	0.0	0.0													
					소 각	4.3	4.3				4.3									
					재 활 용	21.1	21.1		0.8		20.2	0.1								
					해역배출	0.0	0.0													
		F		발 생 량		36.9	24.4	0.0	7.7	0.0	1.7	0.0	0.0	0.1	0.0	0.0	0.2	14.6	0.0	0.1
				처리방법	매 립	14.6	14.5											14.5		
					소 각	2.8	0.9		0.3		0.5							0.1		
					재 활 용	19.5	9.0		7.4	0.0	1.2			0.1			0.2			0.1
					해역배출	0.0	0.0													
		G		발 생 량		43.3	11.6	0.2	0.0	0.0	3.3	1.0	0.0	0.0	0.0	0.0	0.0	4.7	0.0	2.4
				처리방법	매 립	31.7	0.0													
					소 각	2.6	2.6				0.6							0.2		1.8
					재 활 용	9.0	9.0	0.2	0.0		2.7	1.0						4.5	0.0	0.6
					해역배출	0.0	0.0													
		I		발 생 량		2.8	2.8	0.0	0.0	0.0	0.7	0.0	0.0	1.5	0.0	0.0	0.0	0.6	0.0	0.0
				처리방법	매 립	0.0	0.0													
					소 각	0.3	0.3				0.3									
					재 활 용	2.5	2.5				0.4			1.5				0.6	0.0	0.0
					해역배출	0.0	0.0													
		J		발 생 량		0.8	0.8	0.0	0.0	0.0	0.5	0.0	0.0	0.0	0.0	0.0	0.0	0.1	0.0	0.2
				처리방법	매 립	0.0	0.0													
					소 각	0.1	0.1				0.1									0.0
					재 활 용	0.7	0.7		0.0		0.4	0.0						0.1	0.0	0.2
					해역배출	0.0	0.0													
		K		발 생 량		0.5	0.5	0.0	0.5	0.0	0.0	0.0	0.0	0.0	0.0	0.0	0.0	0.0	0.0	0.0
				처리방법	매 립	0.0	0.0													
					소 각	0.0	0.0													
					재 활 용	0.5	0.5		0.5											
					해역배출	0.0	0.0													
		L		발 생 량		0.1	0.1	0.0	0.0	0.0	0.1	0.0	0.0	0.0	0.0	0.0	0.0	0.0	0.0	0.0
				처리방법	매 립	0.0	0.0													
					소 각	0.0	0.0													
					재 활 용	0.1	0.1		0.0		0.1									
					해역배출	0.0	0.0													
		M		발 생 량		4.1	0.6	0.0	0.3	0.0	0.3	0.0	0.0	0.0	0.0	0.0	0.0	0.0	0.0	0.0
				처리방법	매 립	0.0	0.0													
					소 각	0.1	0.1				0.1									
					재 활 용	4.0	0.5		0.3		0.2							0.0		
					해역배출	0.0	0.0													

(단위:톤/일)

구분		업종		발생량 및 처리현황	불 연 성															
시도	시군구	대분류	중분류		소계	광재류	연소재	소각재	분진류	폐주물사 모래류	폐금속류	폐석회 석고류	폐촉매	폐흡착재폐흡수재	유리·도자기편류	무기성오니류				기타
																폐수처리오니	공정오니	정수처리오니	하수처리오니	
경기	안성시	C	29	발 생 량	0.2	0.0	0.0	0.0	0.0	0.0	0.0	0.0	0.0	0.1	0.0	0.0	0.0	0.0	0.0	0.1
				처리방법 매 립	0.1															0.1
				처리방법 소 각	0.0															
				처리방법 재 활 용	0.1									0.1						
				처리방법 해역배출	0.0															
		C	30	발 생 량	0.2	0.0	0.0	0.0	0.2	0.0	0.0	0.0	0.0	0.0	0.0	0.0	0.0	0.0	0.0	0.0
				처리방법 매 립	0.2				0.2											
				처리방법 소 각	0.0															
				처리방법 재 활 용	0.0															
				처리방법 해역배출	0.0															
		C	33	발 생 량	20.3	0.0	0.0	0.0	0.1	0.1	0.0	0.0	0.0	0.0	1.6	7.3	10.8	0.0	0.0	0.4
				처리방법 매 립	0.9				0.1						0.1		0.3			0.4
				처리방법 소 각	0.0															
				처리방법 재 활 용	19.4					0.1					1.5	7.3	10.5			
				처리방법 해역배출	0.0															
		E		발 생 량	0.0	0.0	0.0	0.0	0.0	0.0	0.0	0.0	0.0	0.0	0.0	0.0	0.0	0.0	0.0	0.0
				처리방법 매 립	0.0												0.0			
				처리방법 소 각	0.0															
				처리방법 재 활 용	0.0								0.0							
				처리방법 해역배출	0.0															
		F		발 생 량	12.5	0.0	12.3	0.0	0.0	0.0	0.0	0.0	0.0	0.0	0.0	0.1	0.0	0.0	0.1	0.0
				처리방법 매 립	0.1											0.1				
				처리방법 소 각	1.9		1.9													
				처리방법 재 활 용	10.5		10.4												0.1	
				처리방법 해역배출	0.0															
		G		발 생 량	31.7	0.0	0.0	0.0	31.7	0.0	0.0	0.0	0.0	0.0	0.0	0.0	0.0	0.0	0.0	0.0
				처리방법 매 립	31.7				31.7							0.0				
				처리방법 소 각	0.0															
				처리방법 재 활 용	0.0						0.0		0.0		0.0					
				처리방법 해역배출	0.0															
		I		발 생 량	0.0	0.0	0.0	0.0	0.0	0.0	0.0	0.0	0.0	0.0	0.0	0.0	0.0	0.0	0.0	0.0
				처리방법 매 립	0.0															
				처리방법 소 각	0.0															
				처리방법 재 활 용	0.0															
				처리방법 해역배출	0.0															
		J		발 생 량	0.0	0.0	0.0	0.0	0.0	0.0	0.0	0.0	0.0	0.0	0.0	0.0	0.0	0.0	0.0	0.0
				처리방법 매 립	0.0									0.0						
				처리방법 소 각	0.0															
				처리방법 재 활 용	0.0										0.0					
				처리방법 해역배출	0.0															
		K		발 생 량	0.0	0.0	0.0	0.0	0.0	0.0	0.0	0.0	0.0	0.0	0.0	0.0	0.0	0.0	0.0	0.0
				처리방법 매 립	0.0															
				처리방법 소 각	0.0															
				처리방법 재 활 용	0.0															
				처리방법 해역배출	0.0															
		L		발 생 량	0.0	0.0	0.0	0.0	0.0	0.0	0.0	0.0	0.0	0.0	0.0	0.0	0.0	0.0	0.0	0.0
				처리방법 매 립	0.0															
				처리방법 소 각	0.0															
				처리방법 재 활 용	0.0															
				처리방법 해역배출	0.0															
		M		발 생 량	3.5	0.0	0.0	0.0	0.0	0.0	0.0	0.0	0.0	0.1	0.0	0.0	0.0	0.0	0.0	3.4
				처리방법 매 립	0.0											0.0				
				처리방법 소 각	0.0															
				처리방법 재 활 용	3.5				0.0					0.1						3.4
				처리방법 해역배출	0.0															

(단위:톤/일)

지역구분		업종		발생량 및 처리현황		총계	가 연 성														
시도	시군구	대분류	중분류				소계	폐지류	폐목재류	폐합성고분자화합물				유기성오니류				동식물성잔재물	폐식용유	기타
										폐섬유류	폐합성 수지	폐합성 고무	폐피혁	폐수처리오니	공정오니	정수 처리오니	하수 처리오니			
경기	안성시	N		발생량		0.0	0.0	0.0	0.0	0.0	0.0	0.0	0.0	0.0	0.0	0.0	0.0	0.0	0.0	0.0
				처리방법	매 립	0.0	0.0													
					소 각	0.0	0.0													
					재 활 용	0.0	0.0													
					해역배출	0.0	0.0													
		O		발생량		16.1	9.1	0.0	2.2	0.0	0.0	0.0	0.0	0.0	0.0	0.0	0.0	0.0	0.0	6.9
				처리방법	매 립	13.9	6.9													6.9
					소 각	0.0	0.0													
					재 활 용	2.2	2.2		2.2											
					해역배출	0.0	0.0													
		P		발생량		1.8	1.8	0.0	0.1	0.0	1.6	0.0	0.0	0.0	0.0	0.0	0.0	0.0	0.0	0.1
				처리방법	매 립	0.0	0.0													
					소 각	0.1	0.1				0.1									0.0
					재 활 용	1.7	1.7		0.1		1.5									0.1
					해역배출	0.0	0.0													
		Q		발생량		0.8	0.8	0.0	0.0	0.0	0.6	0.0	0.0	0.0	0.0	0.0	0.0	0.1	0.0	0.1
				처리방법	매 립	0.0	0.0													
					소 각	0.0	0.0													
					재 활 용	0.8	0.8				0.6							0.1		0.1
					해역배출	0.0	0.0													
		R		발생량		3.1	3.1	0.0	0.4	0.0	1.0	0.0	0.0	0.0	0.0	0.0	0.0	1.4	0.0	0.3
				처리방법	매 립	0.0	0.0													
					소 각	0.7	0.7				0.7									
					재 활 용	2.4	2.4		0.4		0.3							1.4		0.3
					해역배출	0.0	0.0													
		S		발생량		0.5	0.5	0.0	0.4	0.0	0.1	0.0	0.0	0.0	0.0	0.0	0.0	0.0	0.0	0.0
				처리방법	매 립	0.0	0.0													
					소 각	0.0	0.0													
					재 활 용	0.5	0.5		0.4		0.1									
					해역배출	0.0	0.0													
		T		발생량		0.2	0.2	0.0	0.2	0.0	0.0	0.0	0.0	0.0	0.0	0.0	0.0	0.0	0.0	0.0
				처리방법	매 립	0.0	0.0													
					소 각	0.0	0.0													
					재 활 용	0.2	0.2		0.2											
					해역배출	0.0	0.0													
	김포시	소계		발생량		423.8	181.1	0.2	6.1	0.1	96.0	3.6	0.0	9.2	2.2	6.0	38.4	18.8	0.0	0.5
				처리방법	매 립	120.4	47.2	0.0	0.0	0.0	4.6	0.0	0.0	0.4	1.2	6.0	35.0	0.0	0.0	0.0
					소 각	14.3	14.3	0.2	0.0	0.1	12.4	0.2	0.0	0.0	0.8	0.0	0.0	0.6	0.0	0.0
					재 활 용	286.5	117.9	0.0	6.1	0.0	79.0	3.4	0.0	7.1	0.2	0.0	3.4	18.2	0.0	0.5
					해역배출	2.6	1.7	0.0	0.0	0.0	0.0	0.0	0.0	1.7	0.0	0.0	0.0	0.0	0.0	0.0
		C	10	발생량		20.7	13.7	0.0	0.0	0.0	1.0	0.0	0.0	5.8	0.8	0.0	0.0	6.1	0.0	0.0
				처리방법	매 립	0.1	0.0													
					소 각	2.2	2.2				1.0				0.8			0.4		
					재 활 용	17.3	11.3							5.6				5.7		
					해역배출	1.1	0.2							0.2						
		C	13	발생량		0.4	0.4	0.0	0.0	0.1	0.3	0.0	0.0	0.0	0.0	0.0	0.0	0.0	0.0	0.0
				처리방법	매 립	0.0	0.0													
					소 각	0.4	0.4			0.1	0.3									
					재 활 용	0.0	0.0													
					해역배출	0.0	0.0													
		C	16	발생량		2.3	0.0	0.0	0.0	0.0	0.0	0.0	0.0	0.0	0.0	0.0	0.0	0.0	0.0	0.0
				처리방법	매 립	1.1	0.0													
					소 각	0.0	0.0													
					재 활 용	1.2	0.0													
					해역배출	0.0	0.0													

(단위:톤/일)

구분		업종		발생량 및 처리현황		불 연 성															
시도	시군구	대분류	중분류			소계	광재류	연소재	소각재	분진류	폐주물사 모래류	폐금속류	폐석회 석고류	폐촉매	폐흡착재폐흡수재	유리·도자기편류	무기성오니류				기타
																	폐수처리오니	공정오니	정수처리오니	하수처리오니	
경기	안성시	N		발 생 량		0.0	0.0	0.0	0.0	0.0	0.0	0.0	0.0	0.0	0.0	0.0	0.0	0.0	0.0	0.0	0.0
				처리방법	매 립	0.0															
					소 각	0.0															
					재 활 용	0.0															
					해역배출	0.0															
		O		발 생 량		7.0	0.0	0.0	0.0	0.0	0.0	0.0	0.0	0.0	0.0	0.0	0.0	0.0	0.0	0.0	7.0
				처리방법	매 립	7.0											0.0				7.0
					소 각	0.0															
					재 활 용	0.0															
					해역배출	0.0															
		P		발 생 량		0.0	0.0	0.0	0.0	0.0	0.0	0.0	0.0	0.0	0.0	0.0	0.0	0.0	0.0	0.0	0.0
				처리방법	매 립	0.0															
					소 각	0.0															
					재 활 용	0.0															
					해역배출	0.0															
		Q		발 생 량		0.0	0.0	0.0	0.0	0.0	0.0	0.0	0.0	0.0	0.0	0.0	0.0	0.0	0.0	0.0	0.0
				처리방법	매 립	0.0															
					소 각	0.0															
					재 활 용	0.0															
					해역배출	0.0															
		R		발 생 량		0.0	0.0	0.0	0.0	0.0	0.0	0.0	0.0	0.0	0.0	0.0	0.0	0.0	0.0	0.0	0.0
				처리방법	매 립	0.0															
					소 각	0.0															
					재 활 용	0.0															
					해역배출	0.0															
		S		발 생 량		0.0	0.0	0.0	0.0	0.0	0.0	0.0	0.0	0.0	0.0	0.0	0.0	0.0	0.0	0.0	0.0
				처리방법	매 립	0.0															
					소 각	0.0															
					재 활 용	0.0															
					해역배출	0.0															
		T		발 생 량		0.0	0.0	0.0	0.0	0.0	0.0	0.0	0.0	0.0	0.0	0.0	0.0	0.0	0.0	0.0	0.0
				처리방법	매 립	0.0															
					소 각	0.0															
					재 활 용	0.0															
					해역배출	0.0															
	김포시	소계		발 생 량		242.7	7.5	0.3	2.4	12.1	152.2	0.0	0.0	0.0	5.4	0.4	14.6	1.5	0.0	2.4	43.9
				처리방법	매 립	73.2	1.7	0.3	1.2	11.3	2.1	0.0	0.0	0.0	0.1	0.4	11.0	1.3	0.0	1.4	42.4
					소 각	0.0	0.0	0.0	0.0	0.0	0.0	0.0	0.0	0.0	0.0	0.0	0.0	0.0	0.0	0.0	0.0
					재 활 용	168.6	5.8	0.0	1.2	0.8	150.1	0.0	0.0	0.0	5.3	0.0	2.9	0.0	0.0	1.0	1.5
					해역배출	0.9	0.0	0.0	0.0	0.0	0.0	0.0	0.0	0.0	0.0	0.0	0.7	0.2	0.0	0.0	0.0
		C	10	발 생 량		7.0	0.0	0.0	0.0	0.0	6.0	0.0	0.0	0.0	0.0	0.0	0.8	0.2	0.0	0.0	0.0
				처리방법	매 립	0.1											0.1				
					소 각	0.0															
					재 활 용	6.0					6.0										
					해역배출	0.9											0.7	0.2			
		C	13	발 생 량		0.0	0.0	0.0	0.0	0.0	0.0	0.0	0.0	0.0	0.0	0.0	0.0	0.0	0.0	0.0	0.0
				처리방법	매 립	0.0															
					소 각	0.0															
					재 활 용	0.0															
					해역배출	0.0															
		C	16	발 생 량		2.3	0.0	0.0	2.0	0.3	0.0	0.0	0.0	0.0	0.0	0.0	0.0	0.0	0.0	0.0	0.0
				처리방법	매 립	1.1			0.8	0.3											
					소 각	0.0															
					재 활 용	1.2			1.2												
					해역배출	0.0															

(단위:톤/일)

지역구분		업종		발생량 및 처리현황		총계	가 연 성														
시도	시군구	대분류	중분류				소계	폐지류	폐목재류	폐합성고분자화합물				유기성오니류				동식물성잔재물	폐식용유	기타
										폐섬유류	폐합성 수지	폐합성 고무	폐피혁	폐수처리오니	공정오니	정수 처리오니	하수 처리오니			
경기	김포시	C	17	발 생 량		3.5	3.4	0.1	0.0	0.0	3.3	0.0	0.0	0.0	0.0	0.0	0.0	0.0	0.0	0.0
				처리방법	매 립	0.0	0.0													
					소 각	0.1	0.1	0.1												
					재 활 용	3.4	3.3				3.3									
					해역배출	0.0	0.0													
		C	18	발 생 량		1.0	0.5	0.1	0.0	0.0	0.4	0.0	0.0	0.0	0.0	0.0	0.0	0.0	0.0	0.0
				처리방법	매 립	0.5	0.0													
					소 각	0.1	0.1	0.1												
					재 활 용	0.4	0.4				0.4									
					해역배출	0.0	0.0													
		C	20	발 생 량		72.0	63.2	0.0	0.1	0.0	62.6	0.0	0.0	0.0	0.0	0.0	0.0	0.0	0.0	0.5
				처리방법	매 립	3.6	0.0													
					소 각	2.3	2.3				2.3									
					재 활 용	66.1	60.9		0.1		60.3									0.5
					해역배출	0.0	0.0													
		C	21	발 생 량		0.1	0.0	0.0	0.0	0.0	0.0	0.0	0.0	0.0	0.0	0.0	0.0	0.0	0.0	0.0
				처리방법	매 립	0.1	0.0													
					소 각	0.0	0.0													
					재 활 용	0.0	0.0													
					해역배출	0.0	0.0													
		C	22	발 생 량		10.4	10.4	0.0	0.0	0.0	8.2	2.2	0.0	0.0	0.0	0.0	0.0	0.0	0.0	0.0
				처리방법	매 립	0.0	0.0													
					소 각	0.9	0.9				0.7	0.2								
					재 활 용	9.5	9.5				7.5	2.0								
					해역배출	0.0	0.0													
		C	23	발 생 량		27.7	2.3	0.0	0.0	0.0	2.1	0.0	0.0	0.0	0.2	0.0	0.0	0.0	0.0	0.0
				처리방법	매 립	0.8	0.0													
					소 각	0.1	0.1				0.1									
					재 활 용	26.8	2.2				2.0				0.2					
					해역배출	0.0	0.0													
		C	25	발 생 량		137.2	0.4	0.0	0.0	0.0	0.2	0.0	0.0	0.2	0.0	0.0	0.0	0.0	0.0	0.0
				처리방법	매 립	11.0	0.2							0.2						
					소 각	0.2	0.2				0.2									
					재 활 용	126.0	0.0													
					해역배출	0.0	0.0													
		C	28	발 생 량		0.2	0.1	0.0	0.0	0.0	0.1	0.0	0.0	0.0	0.0	0.0	0.0	0.0	0.0	0.0
				처리방법	매 립	0.1	0.0													
					소 각	0.1	0.1				0.1									
					재 활 용	0.0	0.0													
					해역배출	0.0	0.0													
		C	29	발 생 량		2.5	1.4	0.0	0.0	0.0	0.2	0.0	0.0	0.0	1.2	0.0	0.0	0.0	0.0	0.0
				처리방법	매 립	1.5	1.2								1.2					
					소 각	0.1	0.1				0.1									
					재 활 용	0.9	0.1				0.1									
					해역배출	0.0	0.0													
		C	33	발 생 량		1.4	0.0	0.0	0.0	0.0	0.0	0.0	0.0	0.0	0.0	0.0	0.0	0.0	0.0	0.0
				처리방법	매 립	1.4	0.0													
					소 각	0.0	0.0													
					재 활 용	0.0	0.0													
					해역배출	0.0	0.0													
		D		발 생 량		6.3	6.3	0.0	0.0	0.0	0.3	0.0	0.0	0.0	0.0	6.0	0.0	0.0	0.0	0.0
				처리방법	매 립	6.0	6.0									6.0				
					소 각	0.3	0.3				0.3									
					재 활 용	0.0	0.0													
					해역배출	0.0	0.0													

(단위:톤/일)

구분		업종		발생량 및 처리현황		불 연 성															
시도	시군구	대분류	중분류			소계	광재류	연소재	소각재	분진류	폐주물사 모래류	폐금속류	폐석회 석고류	폐촉매	폐흡착재폐흡수재	유리·도자기편류	무기성오니류				기타
																	폐수처리오니	공정오니	정수처리오니	하수처리오니	
경기	김포시	C	17	발 생 량		0.1	0.0	0.0	0.0	0.0	0.0	0.0	0.0	0.0	0.1	0.0	0.0	0.0	0.0	0.0	0.0
				처리방법	매 립	0.0															
					소 각	0.0															
					재 활 용	0.1									0.1						
					해역배출	0.0															
		C	18	발 생 량		0.5	0.0	0.0	0.0	0.0	0.0	0.0	0.0	0.0	0.0	0.0	0.5	0.0	0.0	0.0	0.0
				처리방법	매 립	0.5											0.5				
					소 각	0.0															
					재 활 용	0.0															
					해역배출	0.0															
		C	20	발 생 량		8.8	0.0	0.2	0.0	0.0	0.0	0.0	0.0	0.0	5.3	0.4	2.9	0.0	0.0	0.0	0.0
				처리방법	매 립	3.6		0.2							0.1	0.4	2.9				
					소 각	0.0															
					재 활 용	5.2									5.2						
					해역배출	0.0															
		C	21	발 생 량		0.1	0.0	0.1	0.0	0.0	0.0	0.0	0.0	0.0	0.0	0.0	0.0	0.0	0.0	0.0	0.0
				처리방법	매 립	0.1		0.1													
					소 각	0.0															
					재 활 용	0.0															
					해역배출	0.0															
		C	22	발 생 량		0.0	0.0	0.0	0.0	0.0	0.0	0.0	0.0	0.0	0.0	0.0	0.0	0.0	0.0	0.0	0.0
				처리방법	매 립	0.0															
					소 각	0.0															
					재 활 용	0.0															
					해역배출	0.0															
		C	23	발 생 량		25.4	4.8	0.0	0.0	0.0	20.2	0.0	0.0	0.0	0.0	0.0	0.4	0.0	0.0	0.0	0.0
				처리방법	매 립	0.8	0.8														
					소 각	0.0															
					재 활 용	24.6	4.0				20.2						0.4				
					해역배출	0.0															
		C	25	발 생 량		136.8	2.1	0.0	0.0	8.0	125.1	0.0	0.0	0.0	0.0	0.0	0.5	1.1	0.0	0.0	0.0
				처리방법	매 립	10.8	0.3			7.2	2.1						0.1	1.1			
					소 각	0.0															
					재 활 용	126.0	1.8			0.8	123.0						0.4				
					해역배출	0.0															
		C	28	발 생 량		0.1	0.0	0.0	0.0	0.0	0.0	0.0	0.0	0.0	0.0	0.0	0.0	0.1	0.0	0.0	0.0
				처리방법	매 립	0.1												0.1			
					소 각	0.0															
					재 활 용	0.0															
					해역배출	0.0															
		C	29	발 생 량		1.1	0.0	0.0	0.0	0.2	0.8	0.0	0.0	0.0	0.0	0.0	0.0	0.1	0.0	0.0	0.0
				처리방법	매 립	0.3				0.2								0.1			
					소 각	0.0															
					재 활 용	0.8					0.8										
					해역배출	0.0															
		C	33	발 생 량		1.4	0.6	0.0	0.0	0.8	0.0	0.0	0.0	0.0	0.0	0.0	0.0	0.0	0.0	0.0	0.0
				처리방법	매 립	1.4	0.6			0.8											
					소 각	0.0															
					재 활 용	0.0															
					해역배출	0.0															
		D		발 생 량		0.0	0.0	0.0	0.0	0.0	0.0	0.0	0.0	0.0	0.0	0.0	0.0	0.0	0.0	0.0	0.0
				처리방법	매 립	0.0															
					소 각	0.0															
					재 활 용	0.0															
					해역배출	0.0															

(단위:톤/일)

지역구분		업종		발생량 및 처리현황		총계	가 연 성													
시도	시군구	대분류	중분류				소계	폐지류	폐목재류	폐합성고분자화합물				유기성오니류				동식물성잔재물	폐식용유	기타
										폐섬유류	폐합성 수지	폐합성 고무	폐피혁	폐수처리오니	공정오니	정수 처리오니	하수 처리오니			
경기	김포시	E		발생량		109.4	63.3	0.0	5.6	0.0	15.8	0.0	0.0	0.0	0.0	0.0	38.4	3.5	0.0	0.0
				처리방법	매 립	82.6	39.6				4.6						35.0			
					소 각	6.0	6.0				6.0									
					재 활 용	20.8	17.7		5.6		5.2						3.4	3.5		
					해역배출	0.0	0.0													
		F		발생량		5.4	1.0	0.0	0.4	0.0	0.3	0.1	0.0	0.2	0.0	0.0	0.0	0.0	0.0	0.0
				처리방법	매 립	3.1	0.2							0.2						
					소 각	0.3	0.3				0.3									
					재 활 용	2.0	0.5		0.4			0.1								
					해역배출	0.0	0.0													
		G		발생량		7.3	0.0	0.0	0.0	0.0	0.0	0.0	0.0	0.0	0.0	0.0	0.0	0.0	0.0	0.0
				처리방법	매 립	7.3	0.0													
					소 각	0.0	0.0													
					재 활 용	0.0	0.0													
					해역배출	0.0	0.0													
		L		발생량		1.1	1.0	0.0	0.0	0.0	1.0	0.0	0.0	0.0	0.0	0.0	0.0	0.0	0.0	0.0
				처리방법	매 립	0.0	0.0													
					소 각	1.0	1.0				1.0									
					재 활 용	0.1	0.0													
					해역배출	0.0	0.0													
		O		발생량		1.1	0.0	0.0	0.0	0.0	0.0	0.0	0.0	0.0	0.0	0.0	0.0	0.0	0.0	0.0
				처리방법	매 립	1.1	0.0													
					소 각	0.0	0.0													
					재 활 용	0.0	0.0													
					해역배출	0.0	0.0													
		S		발생량		13.8	13.7	0.0	0.0	0.0	0.2	1.3	0.0	3.0	0.0	0.0	0.0	9.2	0.0	0.0
				처리방법	매 립	0.1	0.0													
					소 각	0.2	0.2											0.2		
					재 활 용	12.0	12.0				0.2	1.3		1.5				9.0		
					해역배출	1.5	1.5							1.5						
	화성시	소계		발생량		1,221.1	521.9	7.3	24.3	4.1	299.5	2.0	0.0	87.6	12.4	4.3	26.8	46.4	0.0	7.2
				처리방법	매 립	214.8	6.0	0.0	0.0	0.0	0.0	0.0	0.0	5.6	0.4	0.0	0.0	0.0	0.0	0.0
					소 각	111.7	69.7	0.0	5.6	1.7	61.4	0.5	0.0	0.0	0.0	0.0	0.0	0.0	0.0	0.5
					재 활 용	886.8	438.4	7.3	18.7	2.4	238.1	1.5	0.0	74.2	12.0	4.3	26.8	46.4	0.0	6.7
					해역배출	7.8	7.8	0.0	0.0	0.0	0.0	0.0	0.0	7.8	0.0	0.0	0.0	0.0	0.0	0.0
		A		발생량		25.9	25.9	0.0	0.0	0.0	3.2	0.0	0.0	5.5	0.4	0.0	0.0	16.8	0.0	0.0
				처리방법	매 립	0.4	0.4								0.4					
					소 각	3.2	3.2				3.2									
					재 활 용	16.8	16.8											16.8		
					해역배출	5.5	5.5							5.5						
		B		발생량		10.5	0.6	0.0	0.0	0.0	0.6	0.0	0.0	0.0	0.0	0.0	0.0	0.0	0.0	0.0
				처리방법	매 립	5.6	0.0													
					소 각	0.6	0.6				0.6									
					재 활 용	4.3	0.0													
					해역배출	0.0	0.0													
		C	10	발생량		39.1	38.6	0.0	0.0	0.0	3.0	0.0	0.0	8.9	0.0	0.0	0.0	22.5	0.0	4.2
				처리방법	매 립	0.0	0.0													
					소 각	3.0	3.0				3.0									
					재 활 용	36.1	35.6							8.9				22.5		4.2
					해역배출	0.0	0.0													
		C	12	발생량		32.0	0.4	0.0	0.0	0.0	0.4	0.0	0.0	0.0	0.0	0.0	0.0	0.0	0.0	0.0
				처리방법	매 립	7.5	0.0													
					소 각	1.9	0.4				0.4									
					재 활 용	22.6	0.0													
					해역배출	0.0	0.0													

(단위:톤/일)

구분		업종				불 연 성															
시도	시군구	대분류	중분류	발생량 및 처리현황		소계	광재류	연소재	소각재	분진류	폐주물사 모래류	폐금속류	폐석회 석고류	폐촉매	폐흡착재폐흡수재	유리·도자기편류	무기성오니류				기타
																	폐수처리오니	공정오니	정수처리오니	하수처리오니	
경기	김포시	E		발 생 량		46.1	0.0	0.0	0.4	0.0	0.0	0.0	0.0	0.0	0.0	0.0	9.3	0.0	0.0	2.4	34.0
				처리방법	매 립	43.0			0.4								7.2			1.4	34.0
					소 각	0.0															
					재 활 용	3.1											2.1			1.0	
					해역배출	0.0															
		F		발 생 량		4.4	0.0	0.0	0.0	2.7	0.0	0.0	0.0	0.0	0.0	0.0	0.2	0.0	0.0	0.0	1.5
				처리방법	매 립	2.9				2.7							0.2				
					소 각	0.0															
					재 활 용	1.5															1.5
					해역배출	0.0															
		G		발 생 량		7.3	0.0	0.0	0.0	0.0	0.0	0.0	0.0	0.0	0.0	0.0	0.0	0.0	0.0	0.0	7.3
				처리방법	매 립	7.3															7.3
					소 각	0.0															
					재 활 용	0.0															
					해역배출	0.0															
		L		발 생 량		0.1	0.0	0.0	0.0	0.0	0.1	0.0	0.0	0.0	0.0	0.0	0.0	0.0	0.0	0.0	0.0
				처리방법	매 립	0.0															
					소 각	0.0															
					재 활 용	0.1					0.1										
					해역배출	0.0															
		O		발 생 량		1.1	0.0	0.0	0.0	0.0	0.0	0.0	0.0	0.0	0.0	0.0	0.0	0.0	0.0	0.0	1.1
				처리방법	매 립	1.1															1.1
					소 각	0.0															
					재 활 용	0.0															
					해역배출	0.0															
		S		발 생 량		0.1	0.0	0.0	0.0	0.1	0.0	0.0	0.0	0.0	0.0	0.0	0.0	0.0	0.0	0.0	0.0
				처리방법	매 립	0.1				0.1											
					소 각	0.0															
					재 활 용	0.0															
					해역배출	0.0															
	화성시	소계		발 생 량		699.2	10.8	2.4	50.1	0.1	23.1	12.0	2.2	0.0	10.8	10.7	356.7	220.3	0.0	0.0	0.0
				처리방법	매 립	208.8	0.5	0.0	50.1	0.0	7.5	0.0	0.0	0.0	0.0	0.0	19.4	131.3	0.0	0.0	0.0
					소 각	42.0	0.0	0.0	0.0	0.0	0.0	0.0	0.0	0.0	1.2	0.0	40.8	0.0	0.0	0.0	0.0
					재 활 용	448.4	10.3	2.4	0.0	0.1	15.6	12.0	2.2	0.0	9.6	10.7	296.5	89.0	0.0	0.0	0.0
					해역배출	0.0	0.0	0.0	0.0	0.0	0.0	0.0	0.0	0.0	0.0	0.0	0.0	0.0	0.0	0.0	0.0
		A		발 생 량		0.0	0.0	0.0	0.0	0.0	0.0	0.0	0.0	0.0	0.0	0.0	0.0	0.0	0.0	0.0	0.0
				처리방법	매 립	0.0															
					소 각	0.0															
					재 활 용	0.0															
					해역배출	0.0															
		B		발 생 량		9.9	4.2	0.0	5.6	0.1	0.0	0.0	0.0	0.0	0.0	0.0	0.0	0.0	0.0	0.0	0.0
				처리방법	매 립	5.6			5.6												
					소 각	0.0															
					재 활 용	4.3	4.2			0.1											
					해역배출	0.0															
		C	10	발 생 량		0.5	0.0	0.0	0.0	0.0	0.0	0.0	0.0	0.0	0.5	0.0	0.0	0.0	0.0	0.0	0.0
				처리방법	매 립	0.0															
					소 각	0.0															
					재 활 용	0.5									0.5						
					해역배출	0.0															
		C	12	발 생 량		31.6	0.0	0.0	0.0	0.0	0.0	0.0	0.0	0.0	0.1	0.0	24.0	7.5	0.0	0.0	0.0
				처리방법	매 립	7.5												7.5			
					소 각	1.5											1.5				
					재 활 용	22.6									0.1		22.5				
					해역배출	0.0															

(단위:톤/일)

지역구분		업종		발생량 및 처리현황		총계	가 연 성														
시도	시군구	대분류	중분류				소계	폐지류	폐목재류	폐합성고분자화합물				유기성오니류				동식물성잔재물	폐식용유	기타
										폐섬유류	폐합성 수지	폐합성 고무	폐피혁	폐수처리오니	공정오니	정수 처리오니	하수 처리오니			
경기	화성시	C	13	발생량		32.3	32.3	0.0	0.0	0.0	26.2	0.0	0.0	0.0	0.0	0.0	0.0	5.6	0.0	0.5
				처리방법	매 립	0.0	0.0													
					소 각	11.1	11.1				10.6									0.5
					재 활 용	21.2	21.2				15.6							5.6		
					해역배출	0.0	0.0													
		C	16	발생량		79.1	21.0	0.0	0.0	0.0	20.5	0.0	0.0	0.0	0.0	0.0	0.0	0.0	0.0	0.5
				처리방법	매 립	15.6	0.0													
					소 각	8.2	8.2				8.2									
					재 활 용	55.3	12.8				12.3									0.5
					해역배출	0.0	0.0													
		C	17	발생량		5.2	5.2	0.0	0.0	0.5	4.7	0.0	0.0	0.0	0.0	0.0	0.0	0.0	0.0	0.0
				처리방법	매 립	0.0	0.0													
					소 각	1.6	1.6			0.5	1.1									
					재 활 용	3.6	3.6				3.6									
					해역배출	0.0	0.0													
		C	18	발생량		80.1	23.5	0.0	0.0	0.0	23.5	0.0	0.0	0.0	0.0	0.0	0.0	0.0	0.0	0.0
				처리방법	매 립	21.9	0.0													
					소 각	3.9	1.2				1.2									
					재 활 용	54.3	22.3				22.3									
					해역배출	0.0	0.0													
		C	20	발생량		81.7	8.6	0.0	0.0	0.0	8.6	0.0	0.0	0.0	0.0	0.0	0.0	0.0	0.0	0.0
				처리방법	매 립	32.8	0.0													
					소 각	17.2	8.6				8.6									
					재 활 용	31.7	0.0													
					해역배출	0.0	0.0													
		C	21	발생량		123.5	29.9	0.0	0.0	0.0	13.1	0.0	0.0	16.8	0.0	0.0	0.0	0.0	0.0	0.0
				처리방법	매 립	31.9	5.6							5.6						
					소 각	7.2	3.6				3.6									
					재 활 용	82.1	18.4				9.5			8.9						
					해역배출	2.3	2.3							2.3						
		C	22	발생량		100.8	24.0	0.0	0.0	0.0	24.0	0.0	0.0	0.0	0.0	0.0	0.0	0.0	0.0	0.0
				처리방법	매 립	36.9	0.0													
					소 각	3.0	1.5				1.5									
					재 활 용	60.9	22.5				22.5									
					해역배출	0.0	0.0													
		C	23	발생량		59.5	8.5	0.0	0.0	0.0	3.6	0.0	0.0	4.9	0.0	0.0	0.0	0.0	0.0	0.0
				처리방법	매 립	15.6	0.0													
					소 각	16.4	3.6				3.6									
					재 활 용	27.5	4.9							4.9						
					해역배출	0.0	0.0													
		C	24	발생량		79.0	52.5	0.0	7.9	0.0	23.4	0.0	0.0	15.6	0.0	0.0	5.6	0.0	0.0	0.0
				처리방법	매 립	2.3	0.0													
					소 각	9.1	6.8		5.6		1.2									
					재 활 용	67.6	45.7		2.3		22.2			15.6			5.6			
					해역배출	0.0	0.0													
		C	25	발생량		35.3	0.1	0.0	0.0	0.0	0.1	0.0	0.0	0.0	0.0	0.0	0.0	0.0	0.0	0.0
				처리방법	매 립	7.3	0.0													
					소 각	0.1	0.1				0.1									
					재 활 용	27.9	0.0													
					해역배출	0.0	0.0													
		C	26	발생량		17.5	17.5	0.0	0.0	0.0	10.5	0.0	0.0	3.4	0.0	0.0	3.6	0.0	0.0	0.0
				처리방법	매 립	0.0	0.0													
					소 각	3.6	3.6				3.6									
					재 활 용	13.9	13.9				6.9			3.4			3.6			
					해역배출	0.0	0.0													

(단위:톤/일)

구분		업종		발생량 및 처리현황		불 연 성															
시도	시군구	대분류	중분류			소계	광재류	연소재	소각재	분진류	폐주물사 모래류	폐금속류	폐석회 석고류	폐촉매	폐흡착재폐흡수재	유리·도자기편류	무기성오니류				기타
																	폐수처리오니	공정오니	정수처리오니	하수처리오니	
경기	화성시	C	13	발 생 량		0.0	0.0	0.0	0.0	0.0	0.0	0.0	0.0	0.0	0.0	0.0	0.0	0.0	0.0	0.0	0.0
				처리방법	매 립	0.0															
					소 각	0.0															
					재 활 용	0.0															
					해역배출	0.0															
		C	16	발 생 량		58.1	0.0	0.1	8.7	0.0	2.5	2.3	0.0	0.0	0.0	0.0	39.5	5.0	0.0	0.0	0.0
				처리방법	매 립	15.6			8.7								1.9	5.0			
					소 각	0.0															
					재 활 용	42.5		0.1			2.5	2.3					37.6				
					해역배출	0.0															
		C	17	발 생 량		0.0	0.0	0.0	0.0	0.0	0.0	0.0	0.0	0.0	0.0	0.0	0.0	0.0	0.0	0.0	0.0
				처리방법	매 립	0.0															
					소 각	0.0															
					재 활 용	0.0															
					해역배출	0.0															
		C	18	발 생 량		56.6	0.0	0.0	0.0	0.0	0.0	0.0	0.0	0.0	1.2	0.0	36.2	19.2	0.0	0.0	0.0
				처리방법	매 립	21.9											6.3	15.6			
					소 각	2.7									1.2		1.5				
					재 활 용	32.0											28.4	3.6			
					해역배출	0.0															
		C	20	발 생 량		73.1	5.2	0.0	5.6	0.0	4.0	0.0	0.0	0.0	2.2	0.0	31.0	25.1	0.0	0.0	0.0
				처리방법	매 립	32.8			5.6		4.0						2.6	20.6			
					소 각	8.6											8.6				
					재 활 용	31.7	5.2								2.2		19.8	4.5			
					해역배출	0.0															
		C	21	발 생 량		93.6	0.8	0.0	12.3	0.0	2.8	1.3	0.0	0.0	3.6	0.0	41.8	31.0	0.0	0.0	0.0
				처리방법	매 립	26.3			12.3								1.5	12.5			
					소 각	3.6											3.6				
					재 활 용	63.7	0.8				2.8	1.3			3.6		36.7	18.5			
					해역배출	0.0															
		C	22	발 생 량		76.8	0.5	0.0	0.0	0.0	0.0	0.0	0.0	0.0	1.6	0.0	25.8	48.9	0.0	0.0	0.0
				처리방법	매 립	36.9	0.5											36.4			
					소 각	1.5											1.5				
					재 활 용	38.4									1.6		24.3	12.5			
					해역배출	0.0															
		C	23	발 생 량		51.0	0.0	0.0	0.0	0.0	0.0	0.0	0.0	0.0	1.2	2.3	30.7	16.8	0.0	0.0	0.0
				처리방법	매 립	15.6												15.6			
					소 각	12.8											12.8				
					재 활 용	22.6									1.2	2.3	17.9	1.2			
					해역배출	0.0															
		C	24	발 생 량		26.5	0.0	0.0	0.0	0.0	0.0	0.0	0.0	0.0	0.1	0.0	20.5	5.9	0.0	0.0	0.0
				처리방법	매 립	2.3												2.3			
					소 각	2.3											2.3				
					재 활 용	21.9									0.1		18.2	3.6			
					해역배출	0.0															
		C	25	발 생 량		35.2	0.0	0.0	0.0	0.0	0.0	0.0	0.0	0.0	0.1	0.0	21.5	13.6	0.0	0.0	0.0
				처리방법	매 립	7.3											2.6	4.7			
					소 각	0.0															
					재 활 용	27.9									0.1		18.9	8.9			
					해역배출	0.0															
		C	26	발 생 량		0.0	0.0	0.0	0.0	0.0	0.0	0.0	0.0	0.0	0.0	0.0	0.0	0.0	0.0	0.0	0.0
				처리방법	매 립	0.0															
					소 각	0.0															
					재 활 용	0.0															
					해역배출	0.0															

(단위:톤/일)

지역구분		업종		발생량 및 처리현황		총계	가 연 성														
시도	시군구	대분류	중분류				소계	폐지류	폐목재류	폐합성고분자화합물				유기성오니류				동식물성잔재물	폐식용유	기타
										폐섬유류	폐합성 수지	폐합성 고무	폐피혁	폐수처리오니	공정오니	정수 처리오니	하수 처리오니			
경기	화성시	C	27	발생량		20.5	20.5	0.0	0.0	0.0	4.7	0.0	0.0	15.8	0.0	0.0	0.0	0.0	0.0	0.0
				처리방법	매 립	0.0	0.0													
					소 각	1.1	1.1				1.1									
					재 활 용	19.4	19.4				3.6			15.8						
					해역배출	0.0	0.0													
		C	28	발생량		49.6	17.2	0.0	0.5	0.0	15.7	0.5	0.0	0.0	0.0	0.5	0.0	0.0	0.0	0.0
				처리방법	매 립	3.4	0.0													
					소 각	8.4	0.6				0.1	0.5								
					재 활 용	37.8	16.6		0.5		15.6					0.5				
					해역배출	0.0	0.0													
		C	29	발생량		20.4	20.4	0.0	0.0	0.0	19.7	0.0	0.0	0.0	0.0	0.7	0.0	0.0	0.0	0.0
				처리방법	매 립	0.0	0.0													
					소 각	0.3	0.3				0.3									
					재 활 용	20.1	20.1				19.4					0.7				
					해역배출	0.0	0.0													
		C	30	발생량		16.6	16.6	0.0	1.1	0.0	6.8	1.5	0.0	0.0	0.6	0.5	5.6	0.0	0.0	0.5
				처리방법	매 립	0.0	0.0													
					소 각	1.2	1.2				1.2									
					재 활 용	15.4	15.4		1.1		5.6	1.5			0.6	0.5	5.6			0.5
					해역배출	0.0	0.0													
		C	32	발생량		91.2	7.6	2.6	0.6	0.1	3.9	0.0	0.0	0.0	0.4	0.0	0.0	0.0	0.0	0.0
				처리방법	매 립	28.5	0.0													
					소 각	1.2	0.0													
					재 활 용	61.5	7.6	2.6	0.6	0.1	3.9				0.4					
					해역배출	0.0	0.0													
		C	33	발생량		27.7	27.7	1.2	0.0	0.5	20.4	0.0	0.0	0.0	5.6	0.0	0.0	0.0	0.0	0.0
				처리방법	매 립	0.0	0.0													
					소 각	4.2	4.2				4.2									
					재 활 용	23.5	23.5	1.2		0.5	16.2				5.6					
					해역배출	0.0	0.0													
		E		발생량		53.1	16.2	1.3	0.0	1.2	13.7	0.0	0.0	0.0	0.0	0.0	0.0	0.0	0.0	0.0
				처리방법	매 립	0.0	0.0													
					소 각	2.3	2.3			1.2	1.1									
					재 활 용	50.8	13.9	1.3			12.6									
					해역배출	0.0	0.0													
		F		발생량		48.5	19.8	1.1	2.4	1.1	13.7	0.0	0.0	0.0	0.0	1.5	0.0	0.0	0.0	0.0
				처리방법	매 립	4.6	0.0													
					소 각	1.8	1.8				1.8									
					재 활 용	42.1	18.0	1.1	2.4	1.1	11.9					1.5				
					해역배출	0.0	0.0													
		J		발생량		3.5	3.5	0.5	0.0	0.0	1.8	0.0	0.0	0.0	0.0	0.0	0.0	0.0	0.0	1.2
				처리방법	매 립	0.0	0.0													
					소 각	0.3	0.3				0.3									
					재 활 용	3.2	3.2	0.5			1.5									1.2
					해역배출	0.0	0.0													
		L		발생량		10.0	5.8	0.0	0.0	0.0	5.8	0.0	0.0	0.0	0.0	0.0	0.0	0.0	0.0	0.0
				처리방법	매 립	0.5	0.0													
					소 각	0.2	0.2				0.2									
					재 활 용	9.3	5.6				5.6									
					해역배출	0.0	0.0													
		M		발생량		1.6	1.1	0.5	0.5	0.0	0.1	0.0	0.0	0.0	0.0	0.0	0.0	0.0	0.0	0.0
				처리방법	매 립	0.0	0.0													
					소 각	0.1	0.1				0.1									
					재 활 용	1.5	1.0	0.5	0.5											
					해역배출	0.0	0.0													

(단위:톤/일)

구분		업종		발생량 및 처리현황		불 연 성															
시도	시군구	대분류	중분류			소계	광재류	연소재	소각재	분진류	폐주물사 모래류	폐금속류	폐석회 석고류	폐촉매	폐흡착재폐흡수재	유리·도자기편류	무기성오니류				기타
																	폐수처리오니	공정오니	정수처리오니	하수처리오니	
경기	화성시	C	27	발 생 량		0.0	0.0	0.0	0.0	0.0	0.0	0.0	0.0	0.0	0.0	0.0	0.0	0.0	0.0	0.0	0.0
				처리방법	매 립	0.0															
					소 각	0.0															
					재 활 용	0.0															
					해역배출	0.0															
		C	28	발 생 량		32.4	0.0	0.0	0.0	0.0	0.0	1.5	0.0	0.0	0.2	0.0	18.9	11.8	0.0	0.0	0.0
				처리방법	매 립	3.4												3.4			
					소 각	7.8											7.8				
					재 활 용	21.2						1.5			0.2		11.1	8.4			
					해역배출	0.0															
		C	29	발 생 량		0.0	0.0	0.0	0.0	0.0	0.0	0.0	0.0	0.0	0.0	0.0	0.0	0.0	0.0	0.0	0.0
				처리방법	매 립	0.0															
					소 각	0.0															
					재 활 용	0.0															
					해역배출	0.0															
		C	30	발 생 량		0.0	0.0	0.0	0.0	0.0	0.0	0.0	0.0	0.0	0.0	0.0	0.0	0.0	0.0	0.0	0.0
				처리방법	매 립	0.0															
					소 각	0.0															
					재 활 용	0.0															
					해역배출	0.0															
		C	32	발 생 량		83.6	0.0	0.5	15.6	0.0	5.0	3.6	0.5	0.0	0.0	0.0	42.4	16.0	0.0	0.0	0.0
				처리방법	매 립	28.5			15.6		0.7						4.5	7.7			
					소 각	1.2											1.2				
					재 활 용	53.9		0.5			4.3	3.6	0.5				36.7	8.3			
					해역배출	0.0															
		C	33	발 생 량		0.0	0.0	0.0	0.0	0.0	0.0	0.0	0.0	0.0	0.0	0.0	0.0	0.0	0.0	0.0	0.0
				처리방법	매 립	0.0															
					소 각	0.0															
					재 활 용	0.0															
					해역배출	0.0															
		E		발 생 량		36.9	0.0	0.0	0.0	0.0	0.0	1.5	1.2	0.0	0.0	4.9	19.7	9.6	0.0	0.0	0.0
				처리방법	매 립	0.0															
					소 각	0.0															
					재 활 용	36.9						1.5	1.2			4.9	19.7	9.6			
					해역배출	0.0															
		F		발 생 량		28.7	0.0	1.8	2.3	0.0	6.5	0.0	0.5	0.0	0.0	3.0	4.7	9.9	0.0	0.0	0.0
				처리방법	매 립	4.6			2.3		2.3										
					소 각	0.0															
					재 활 용	24.1		1.8			4.2		0.5			3.0	4.7	9.9			
					해역배출	0.0															
		J		발 생 량		0.0	0.0	0.0	0.0	0.0	0.0	0.0	0.0	0.0	0.0	0.0	0.0	0.0	0.0	0.0	0.0
				처리방법	매 립	0.0															
					소 각	0.0															
					재 활 용	0.0															
					해역배출	0.0															
		L		발 생 량		4.2	0.1	0.0	0.0	0.0	2.3	1.8	0.0	0.0	0.0	0.0	0.0	0.0	0.0	0.0	0.0
				처리방법	매 립	0.5					0.5										
					소 각	0.0															
					재 활 용	3.7	0.1				1.8	1.8									
					해역배출	0.0															
		M		발 생 량		0.5	0.0	0.0	0.0	0.0	0.0	0.0	0.0	0.0	0.0	0.5	0.0	0.0	0.0	0.0	0.0
				처리방법	매 립	0.0															
					소 각	0.0															
					재 활 용	0.5										0.5					
					해역배출	0.0															

(단위:톤/일)

지역구분		업종		발생량 및 처리현황		총계	가 연 성														
시도	시군구	대분류	중분류				소계	폐지류	폐목재류	폐합성고분자화합물				유기성오니류				동식물성잔재물	폐식용유	기타
										폐섬유류	폐합성 수지	폐합성 고무	폐피혁	폐수처리오니	공정오니	정수 처리오니	하수 처리오니			
경기	화성시	O		발 생 량		37.7	37.7	0.0	7.2	0.7	19.1	0.0	0.0	8.9	1.8	0.0	0.0	0.0	0.0	0.0
				처리방법	매 립	0.0	0.0													
					소 각	0.5	0.5				0.5									
					재 활 용	37.2	37.2		7.2	0.7	18.6			8.9	1.8					
					해역배출	0.0	0.0													
		P		발 생 량		6.2	6.2	0.1	2.2	0.0	2.8	0.0	0.0	0.0	0.0	1.1	0.0	0.0	0.0	0.0
				처리방법	매 립	0.0	0.0													
					소 각	0.0	0.0													
					재 활 용	6.2	6.2	0.1	2.2		2.8					1.1				
					해역배출	0.0	0.0													
		R		발 생 량		26.0	26.0	0.0	0.8	0.0	0.0	0.0	0.0	7.8	3.6	0.0	12.0	1.5	0.0	0.3
				처리방법	매 립	0.0	0.0													
					소 각	0.0	0.0													
					재 활 용	26.0	26.0		0.8					7.8	3.6		12.0	1.5		0.3
					해역배출	0.0	0.0													
		S		발 생 량		7.0	7.0	0.0	1.1	0.0	5.9	0.0	0.0	0.0	0.0	0.0	0.0	0.0	0.0	0.0
				처리방법	매 립	0.0	0.0													
					소 각	0.0	0.0													
					재 활 용	7.0	7.0		1.1		5.9									
					해역배출	0.0	0.0													
	광주시	소계		발 생 량		275.4	159.5	0.0	16.6	2.9	4.5	0.3	0.0	2.1	11.3	0.0	67.5	6.0	0.0	48.3
				처리방법	매 립	53.3	31.6	0.0	0.0	0.0	0.0	0.0	0.0	0.1	0.3	0.0	31.2	0.0	0.0	0.0
					소 각	35.9	22.6	0.0	2.6	2.9	2.4	0.0	0.0	0.0	0.0	0.0	14.7	0.0	0.0	0.0
					재 활 용	186.2	105.3	0.0	14.0	0.0	2.1	0.3	0.0	2.0	11.0	0.0	21.6	6.0	0.0	48.3
					해역배출	0.0	0.0	0.0	0.0	0.0	0.0	0.0	0.0	0.0	0.0	0.0	0.0	0.0	0.0	0.0
		C	10	발 생 량		8.7	1.3	0.0	0.1	0.0	1.2	0.0	0.0	0.0	0.0	0.0	0.0	0.0	0.0	0.0
				처리방법	매 립	3.3	0.0													
					소 각	2.6	1.3		0.1		1.2									
					재 활 용	2.8	0.0													
					해역배출	0.0	0.0													
		C	11	발 생 량		3.7	2.5	0.0	1.0	1.0	0.5	0.0	0.0	0.0	0.0	0.0	0.0	0.0	0.0	0.0
				처리방법	매 립	0.2	0.0													
					소 각	3.0	2.0		1.0	1.0										
					재 활 용	0.5	0.5				0.5									
					해역배출	0.0	0.0													
		C	17	발 생 량		9.8	0.5	0.0	0.0	0.0	0.5	0.0	0.0	0.0	0.0	0.0	0.0	0.0	0.0	0.0
				처리방법	매 립	6.0	0.0													
					소 각	1.5	0.0													
					재 활 용	2.3	0.5				0.5									
					해역배출	0.0	0.0													
		C	23	발 생 량		12.7	0.0	0.0	0.0	0.0	0.0	0.0	0.0	0.0	0.0	0.0	0.0	0.0	0.0	0.0
				처리방법	매 립	2.1	0.0													
					소 각	2.6	0.0													
					재 활 용	8.0	0.0													
					해역배출	0.0	0.0													
		C	25	발 생 량		6.3	1.8	0.0	0.0	0.7	1.1	0.0	0.0	0.0	0.0	0.0	0.0	0.0	0.0	0.0
				처리방법	매 립	3.2	0.0													
					소 각	3.1	1.8			0.7	1.1									
					재 활 용	0.0	0.0													
					해역배출	0.0	0.0													
		C	33	발 생 량		43.6	0.0	0.0	0.0	0.0	0.0	0.0	0.0	0.0	0.0	0.0	0.0	0.0	0.0	0.0
				처리방법	매 립	2.9	0.0													
					소 각	2.5	0.0													
					재 활 용	38.2	0.0													
					해역배출	0.0	0.0													

(단위:톤/일)

구분		업종		발생량 및 처리현황		불 연 성															
시도	시군구	대분류	중분류			소계	광재류	연소재	소각재	분진류	폐주물사 모래류	폐금속류	폐석회 석고류	폐촉매	폐흡착재폐흡수재	유리·도자기편류	무기성오니류				기타
																	폐수처리오니	공정오니	정수처리오니	하수처리오니	
경기	화성시	O		발 생 량		0.0	0.0	0.0	0.0	0.0	0.0	0.0	0.0	0.0	0.0	0.0	0.0	0.0	0.0	0.0	0.0
				처리방법	매 립	0.0															
					소 각	0.0															
					재 활 용	0.0															
					해역배출	0.0															
		P		발 생 량		0.0	0.0	0.0	0.0	0.0	0.0	0.0	0.0	0.0	0.0	0.0	0.0	0.0	0.0	0.0	0.0
				처리방법	매 립	0.0															
					소 각	0.0															
					재 활 용	0.0															
					해역배출	0.0															
		R		발 생 량		0.0	0.0	0.0	0.0	0.0	0.0	0.0	0.0	0.0	0.0	0.0	0.0	0.0	0.0	0.0	0.0
				처리방법	매 립	0.0															
					소 각	0.0															
					재 활 용	0.0															
					해역배출	0.0															
		S		발 생 량		0.0	0.0	0.0	0.0	0.0	0.0	0.0	0.0	0.0	0.0	0.0	0.0	0.0	0.0	0.0	0.0
				처리방법	매 립	0.0															
					소 각	0.0															
					재 활 용	0.0															
					해역배출	0.0															
	광주시	소계		발 생 량		115.9	2.7	6.8	25.4	0.5	2.7	0.0	37.2	0.0	0.3	1.0	1.7	10.9	0.0	0.0	26.7
				처리방법	매 립	21.7	0.0	0.0	19.4	0.0	0.0	0.0	0.0	0.0	0.1	0.0	0.0	0.9	0.0	0.0	1.3
					소 각	13.3	0.0	6.8	6.0	0.0	0.0	0.0	0.0	0.0	0.0	0.0	0.5	0.0	0.0	0.0	0.0
					재 활 용	80.9	2.7	0.0	0.0	0.5	2.7	0.0	37.2	0.0	0.2	1.0	1.2	10.0	0.0	0.0	25.4
					해역배출	0.0	0.0	0.0	0.0	0.0	0.0	0.0	0.0	0.0	0.0	0.0	0.0	0.0	0.0	0.0	0.0
		C	10	발 생 량		7.4	0.0	0.3	4.3	0.0	0.0	0.0	0.0	0.0	0.0	0.0	0.0	0.0	0.0	0.0	2.8
				처리방법	매 립	3.3			3.3												
					소 각	1.3		0.3	1.0												
					재 활 용	2.8															2.8
					해역배출	0.0															
		C	11	발 생 량		1.2	0.0	1.0	0.2	0.0	0.0	0.0	0.0	0.0	0.0	0.0	0.0	0.0	0.0	0.0	0.0
				처리방법	매 립	0.2			0.2												
					소 각	1.0		1.0													
					재 활 용	0.0															
					해역배출	0.0															
		C	17	발 생 량		9.3	0.0	0.5	7.0	0.0	0.0	0.0	0.0	0.0	0.0	0.0	0.0	0.0	0.0	0.0	1.8
				처리방법	매 립	6.0			6.0												
					소 각	1.5		0.5	1.0												
					재 활 용	1.8															1.8
					해역배출	0.0															
		C	23	발 생 량		12.7	0.0	0.8	3.5	0.0	0.0	0.0	0.0	0.0	0.0	0.0	0.0	8.4	0.0	0.0	0.0
				처리방법	매 립	2.1			1.7									0.4			
					소 각	2.6		0.8	1.8												
					재 활 용	8.0												8.0			
					해역배출	0.0															
		C	25	발 생 량		4.5	0.0	0.3	4.2	0.0	0.0	0.0	0.0	0.0	0.0	0.0	0.0	0.0	0.0	0.0	0.0
				처리방법	매 립	3.2			3.2												
					소 각	1.3		0.3	1.0												
					재 활 용	0.0															
					해역배출	0.0															
		C	33	발 생 량		43.6	0.0	1.5	3.8	0.5	1.5	0.0	20.5	0.0	0.3	0.0	0.0	0.0	0.0	0.0	15.5
				처리방법	매 립	2.9			2.8						0.1						
					소 각	2.5		1.5	1.0												
					재 활 용	38.2				0.5	1.5		20.5		0.2						15.5
					해역배출	0.0															

(단위:톤/일)

지역구분		업종		발생량 및 처리현황		총계	가 연 성													
시도	시군구	대분류	중분류				소계	폐지류	폐목재류	폐합성고분자화합물				유기성오니류				동식물성잔재물	폐식용유	기타
										폐섬유류	폐합성 수지	폐합성 고무	폐피혁	폐수처리오니	공정오니	정수 처리오니	하수 처리오니			
경기	광주시	E		발 생 량		126.0	117.9	0.0	0.0	0.0	0.0	0.0	0.0	2.1	0.0	0.0	67.5	0.0	0.0	48.3
				처리방법	매 립	34.0	31.3							0.1			31.2			
					소 각	16.4	14.7							0.0			14.7			
					재 활 용	75.6	71.9							2.0			21.6			48.3
					해역배출	0.0	0.0													
		F		발 생 량		33.4	15.9	0.0	15.5	0.2	0.2	0.0	0.0	0.0	0.0	0.0	0.0	0.0	0.0	0.0
				처리방법	매 립	0.0	0.0													
					소 각	2.1	1.8		1.5	0.2	0.1									
					재 활 용	31.3	14.1		14.0		0.1									
					해역배출	0.0	0.0													
		G		발 생 량		8.2	6.0	0.0	0.0	0.0	0.0	0.0	0.0	0.0	0.0	0.0	0.0	6.0	0.0	0.0
				처리방법	매 립	0.0	0.0													
					소 각	1.1	0.0													
					재 활 용	7.1	6.0											6.0		
					해역배출	0.0	0.0													
		O		발 생 량		22.0	13.3	0.0	0.0	1.0	1.0	0.0	0.0	0.0	11.3	0.0	0.0	0.0	0.0	0.0
				처리방법	매 립	1.6	0.3								0.3					
					소 각	1.0	1.0			1.0										
					재 활 용	19.4	12.0				1.0				11.0					
					해역배출	0.0	0.0													
		R		발 생 량		1.0	0.3	0.0	0.0	0.0	0.0	0.3	0.0	0.0	0.0	0.0	0.0	0.0	0.0	0.0
				처리방법	매 립	0.0	0.0													
					소 각	0.0	0.0													
					재 활 용	1.0	0.3					0.3								
					해역배출	0.0	0.0													
	양주시	소계		발 생 량		926.5	384.8	0.3	12.3	3.8	88.5	1.1	0.3	71.6	0.4	0.1	80.2	36.6	0.0	89.6
				처리방법	매 립	263.8	97.3	0.0	0.0	0.0	5.3	0.0	0.0	18.7	0.0	0.0	53.9	1.0	0.0	18.4
					소 각	117.7	117.7	0.2	3.0	1.2	34.9	0.2	0.2	0.0	0.1	0.0	6.5	0.2	0.0	71.2
					재 활 용	510.6	140.0	0.1	9.3	2.6	48.3	0.9	0.1	23.1	0.3	0.1	19.8	35.4	0.0	0.0
					해역배출	34.4	29.8	0.0	0.0	0.0	0.0	0.0	0.0	29.8	0.0	0.0	0.0	0.0	0.0	0.0
		C	10	발 생 량		38.3	28.1	0.0	0.0	0.0	0.7	0.0	0.0	14.2	0.0	0.0	0.0	13.2	0.0	0.0
				처리방법	매 립	9.1	0.0													
					소 각	0.6	0.6				0.6									
					재 활 용	14.5	13.4				0.1			0.1				13.2		
					해역배출	14.1	14.1							14.1						
		C	11	발 생 량		0.1	0.1	0.0	0.0	0.0	0.1	0.0	0.0	0.0	0.0	0.0	0.0	0.0	0.0	0.0
				처리방법	매 립	0.0	0.0													
					소 각	0.0	0.0													
					재 활 용	0.1	0.1				0.1									
					해역배출	0.0	0.0													
		C	13	발 생 량		88.7	30.1	0.0	0.0	3.2	2.9	0.5	0.0	23.5	0.0	0.0	0.0	0.0	0.0	0.0
				처리방법	매 립	43.0	0.8							0.8						
					소 각	2.9	2.9			1.1	1.8									
					재 활 용	27.0	10.7			2.1	1.1	0.5		7.0						
					해역배출	15.8	15.7							15.7						
		C	14	발 생 량		0.5	0.5	0.0	0.0	0.0	0.2	0.0	0.0	0.3	0.0	0.0	0.0	0.0	0.0	0.0
				처리방법	매 립	0.0	0.0													
					소 각	0.1	0.1				0.1									
					재 활 용	0.4	0.4				0.1			0.3						
					해역배출	0.0	0.0													
		C	15	발 생 량		36.1	35.9	0.0	0.0	0.0	0.3	0.0	0.1	12.7	0.0	0.0	0.0	22.8	0.0	0.0
				처리방법	매 립	1.2	1.0											1.0		
					소 각	0.4	0.4				0.2							0.2		
					재 활 용	34.5	34.5				0.1		0.1	12.7				21.6		
					해역배출	0.0	0.0													

(단위:톤/일)

구분		업종				불 연 성															
시도	시군구	대분류	중분류	발생량 및 처리현황		소계	광재류	연소재	소각재	분진류	폐주물사 모래류	폐금속류	폐석회 석고류	폐촉매	폐흡착재폐흡수재	유리·도자기편류	무기성오니류				기타
																	폐수처리오니	공정오니	정수처리오니	하수처리오니	
경기	광주시	E		발 생 량		8.1	0.0	1.1	2.3	0.0	0.0	0.0	0.0	0.0	0.0	0.0	1.7	0.0	0.0	0.0	3.0
				처리방법	매 립	2.7			2.2								0.0				0.5
					소 각	1.7		1.1	0.1								0.5				
					재 활 용	3.7											1.2				2.5
					해역배출	0.0															
		F		발 생 량		17.5	2.7	0.2	0.1	0.0	0.0	0.0	13.0	0.0	0.0	0.0	0.0	0.0	0.0	0.0	1.5
				처리방법	매 립	0.0															
					소 각	0.3		0.2	0.1												
					재 활 용	17.2	2.7						13.0								1.5
					해역배출	0.0															
		G		발 생 량		2.2	0.0	1.1	0.0	0.0	0.0	0.0	0.0	0.0	0.0	0.0	0.0	0.0	0.0	0.0	1.1
				처리방법	매 립	0.0															
					소 각	1.1		1.1													
					재 활 용	1.1															1.1
					해역배출	0.0															
		O		발 생 량		8.7	0.0	0.0	0.0	0.0	1.2	0.0	3.7	0.0	0.0	0.5	0.0	2.5	0.0	0.0	0.8
				처리방법	매 립	1.3												0.5			0.8
					소 각	0.0															
					재 활 용	7.4					1.2		3.7			0.5		2.0			
					해역배출	0.0															
		R		발 생 량		0.7	0.0	0.0	0.0	0.0	0.0	0.0	0.0	0.0	0.0	0.5	0.0	0.0	0.0	0.0	0.2
				처리방법	매 립	0.0															
					소 각	0.0															
					재 활 용	0.7										0.5					0.2
					해역배출	0.0															
	양주시	소계		발 생 량		541.7	0.2	0.0	30.7	0.8	133.7	0.2	0.0	0.1	0.5	9.4	44.2	176.0	0.0	0.0	145.9
				처리방법	매 립	166.5	0.0	0.0	28.8	0.8	0.5	0.1	0.0	0.0	0.2	1.1	21.7	0.3	0.0	0.0	113.0
					소 각	0.0	0.0	0.0	0.0	0.0	0.0	0.0	0.0	0.0	0.0	0.0	0.0	0.0	0.0	0.0	0.0
					재 활 용	370.6	0.2	0.0	1.9	0.0	133.2	0.1	0.0	0.1	0.3	8.3	17.9	175.7	0.0	0.0	32.9
					해역배출	4.6	0.0	0.0	0.0	0.0	0.0	0.0	0.0	0.0	0.0	0.0	4.6	0.0	0.0	0.0	0.0
		C	10	발 생 량		10.2	0.0	0.0	0.0	0.0	1.1	0.0	0.0	0.0	0.0	0.0	0.0	0.0	0.0	0.0	9.1
				처리방법	매 립	9.1															9.1
					소 각	0.0															
					재 활 용	1.1					1.1										
					해역배출	0.0															
		C	11	발 생 량		0.0	0.0	0.0	0.0	0.0	0.0	0.0	0.0	0.0	0.0	0.0	0.0	0.0	0.0	0.0	0.0
				처리방법	매 립	0.0															
					소 각	0.0															
					재 활 용	0.0															
					해역배출	0.0															
		C	13	발 생 량		58.6	0.0	0.0	23.0	0.7	0.2	0.0	0.0	0.0	0.0	0.0	34.1	0.5	0.0	0.0	0.1
				처리방법	매 립	42.2			21.1	0.7	0.2						19.9	0.3			
					소 각	0.0															
					재 활 용	16.3			1.9								14.1	0.2			0.1
					해역배출	0.1											0.1				
		C	14	발 생 량		0.0	0.0	0.0	0.0	0.0	0.0	0.0	0.0	0.0	0.0	0.0	0.0	0.0	0.0	0.0	0.0
				처리방법	매 립	0.0															
					소 각	0.0															
					재 활 용	0.0															
					해역배출	0.0															
		C	15	발 생 량		0.2	0.0	0.0	0.0	0.0	0.0	0.0	0.0	0.0	0.0	0.0	0.2	0.0	0.0	0.0	0.0
				처리방법	매 립	0.2											0.2				
					소 각	0.0															
					재 활 용	0.0															
					해역배출	0.0															

(단위:톤/일)

지역구분		업종		발생량 및 처리현황		총계	가 연 성														
시도	시군구	대분류	중분류				소계	폐지류	폐목재류	폐합성고분자화합물				유기성오니류				동식물성잔재물	폐식용유	기타
										폐섬유류	폐합성 수지	폐합성 고무	폐피혁	폐수처리오니	공정오니	정수 처리오니	하수 처리오니			
경기	양주시	C	16	발 생 량		0.2	0.2	0.0	0.1	0.0	0.1	0.0	0.0	0.0	0.0	0.0	0.0	0.0	0.0	0.0
				처리방법	매 립	0.0	0.0													
					소 각	0.0	0.0													
					재 활 용	0.2	0.2		0.1		0.1									
					해역배출	0.0	0.0													
		C	17	발 생 량		8.9	2.9	0.3	0.0	0.0	2.6	0.0	0.0	0.0	0.0	0.0	0.0	0.0	0.0	0.0
				처리방법	매 립	1.5	0.0													
					소 각	0.4	0.4	0.2			0.2									
					재 활 용	2.5	2.5	0.1			2.4									
					해역배출	4.5	0.0													
		C	20	발 생 량		3.0	2.9	0.0	2.9	0.0	0.0	0.0	0.0	0.0	0.0	0.0	0.0	0.0	0.0	0.0
				처리방법	매 립	0.1	0.0													
					소 각	2.8	2.8		2.8											
					재 활 용	0.1	0.1		0.1											
					해역배출	0.0	0.0													
		C	22	발 생 량		6.6	6.6	0.0	0.0	0.0	4.5	0.0	0.2	1.9	0.0	0.0	0.0	0.0	0.0	0.0
				처리방법	매 립	0.0	0.0													
					소 각	0.3	0.3				0.1		0.2							
					재 활 용	6.3	6.3				4.4			1.9						
					해역배출	0.0	0.0													
		C	23	발 생 량		202.3	0.2	0.0	0.1	0.0	0.1	0.0	0.0	0.0	0.0	0.0	0.0	0.0	0.0	0.0
				처리방법	매 립	0.0	0.0													
					소 각	0.0	0.0													
					재 활 용	202.3	0.2		0.1		0.1									
					해역배출	0.0	0.0													
		C	24	발 생 량		23.2	23.2	0.0	0.0	0.0	23.2	0.0	0.0	0.0	0.0	0.0	0.0	0.0	0.0	0.0
				처리방법	매 립	0.0	0.0													
					소 각	16.8	16.8				16.8									
					재 활 용	6.4	6.4				6.4									
					해역배출	0.0	0.0													
		C	25	발 생 량		4.4	0.2	0.0	0.0	0.1	0.1	0.0	0.0	0.0	0.0	0.0	0.0	0.0	0.0	0.0
				처리방법	매 립	1.2	0.0													
					소 각	0.1	0.1				0.1									
					재 활 용	3.1	0.1			0.1										
					해역배출	0.0	0.0													
		C	26	발 생 량		1.1	1.0	0.0	0.0	0.0	0.5	0.5	0.0	0.0	0.0	0.0	0.0	0.0	0.0	0.0
				처리방법	매 립	0.0	0.0													
					소 각	0.6	0.6				0.4	0.2								
					재 활 용	0.5	0.4				0.1	0.3								
					해역배출	0.0	0.0													
		C	27	발 생 량		0.2	0.2	0.0	0.0	0.0	0.2	0.0	0.0	0.0	0.0	0.0	0.0	0.0	0.0	0.0
				처리방법	매 립	0.0	0.0													
					소 각	0.1	0.1				0.1									
					재 활 용	0.1	0.1				0.1									
					해역배출	0.0	0.0													
		C	28	발 생 량		0.0	0.0	0.0	0.0	0.0	0.0	0.0	0.0	0.0	0.0	0.0	0.0	0.0	0.0	0.0
				처리방법	매 립	0.0	0.0													
					소 각	0.0	0.0													
					재 활 용	0.0	0.0													
					해역배출	0.0	0.0													
		C	29	발 생 량		2.3	0.0	0.0	0.0	0.0	0.0	0.0	0.0	0.0	0.0	0.0	0.0	0.0	0.0	0.0
				처리방법	매 립	0.4	0.0													
					소 각	0.0	0.0													
					재 활 용	1.9	0.0													
					해역배출	0.0	0.0													

(단위:톤/일)

구분		업종		발생량 및 처리현황		불 연 성															
시도	시군구	대분류	중분류			소계	광재류	연소재	소각재	분진류	폐주물사 모래류	폐금속류	폐석회 석고류	폐촉매	폐흡착재폐흡수재	유리·도자기편류	무기성오니류				기타
																	폐수처리오니	공정오니	정수처리오니	하수처리오니	
경기	양주시	C	16	발 생 량		0.0	0.0	0.0	0.0	0.0	0.0	0.0	0.0	0.0	0.0	0.0	0.0	0.0	0.0	0.0	0.0
				처리방법	매 립	0.0															
					소 각	0.0															
					재 활 용	0.0															
					해역배출	0.0															
		C	17	발 생 량		6.0	0.0	0.0	1.1	0.0	0.0	0.0	0.0	0.0	0.0	0.4	4.5	0.0	0.0	0.0	0.0
				처리방법	매 립	1.5			1.1							0.4					
					소 각	0.0															
					재 활 용	0.0															
					해역배출	4.5											4.5				
		C	20	발 생 량		0.1	0.0	0.0	0.1	0.0	0.0	0.0	0.0	0.0	0.0	0.0	0.0	0.0	0.0	0.0	0.0
				처리방법	매 립	0.1			0.1												
					소 각	0.0															
					재 활 용	0.0															
					해역배출	0.0															
		C	22	발 생 량		0.0	0.0	0.0	0.0	0.0	0.0	0.0	0.0	0.0	0.0	0.0	0.0	0.0	0.0	0.0	0.0
				처리방법	매 립	0.0															
					소 각	0.0															
					재 활 용	0.0															
					해역배출	0.0															
		C	23	발 생 량		202.1	0.0	0.0	0.0	0.0	36.9	0.0	0.0	0.0	0.0	0.0	3.8	160.6	0.0	0.0	0.8
				처리방법	매 립	0.0															
					소 각	0.0															
					재 활 용	202.1					36.9						3.8	160.6			0.8
					해역배출	0.0															
		C	24	발 생 량		0.0	0.0	0.0	0.0	0.0	0.0	0.0	0.0	0.0	0.0	0.0	0.0	0.0	0.0	0.0	0.0
				처리방법	매 립	0.0															
					소 각	0.0															
					재 활 용	0.0															
					해역배출	0.0															
		C	25	발 생 량		4.2	0.2	0.0	0.0	0.0	2.8	0.1	0.0	0.0	0.0	0.0	0.9	0.0	0.0	0.0	0.2
				처리방법	매 립	1.2						0.1					0.9				0.2
					소 각	0.0															
					재 활 용	3.0	0.2				2.8										
					해역배출	0.0															
		C	26	발 생 량		0.1	0.0	0.0	0.0	0.0	0.0	0.0	0.0	0.0	0.1	0.0	0.0	0.0	0.0	0.0	0.0
				처리방법	매 립	0.0															
					소 각	0.0															
					재 활 용	0.1									0.1						
					해역배출	0.0															
		C	27	발 생 량		0.0	0.0	0.0	0.0	0.0	0.0	0.0	0.0	0.0	0.0	0.0	0.0	0.0	0.0	0.0	0.0
				처리방법	매 립	0.0															
					소 각	0.0															
					재 활 용	0.0															
					해역배출	0.0															
		C	28	발 생 량		0.0	0.0	0.0	0.0	0.0	0.0	0.0	0.0	0.0	0.0	0.0	0.0	0.0	0.0	0.0	0.0
				처리방법	매 립	0.0															
					소 각	0.0															
					재 활 용	0.0															
					해역배출	0.0															
		C	29	발 생 량		2.3	0.0	0.0	0.4	0.0	1.2	0.0	0.0	0.0	0.1	0.0	0.0	0.0	0.0	0.0	0.6
				처리방법	매 립	0.4			0.4												
					소 각	0.0															
					재 활 용	1.9					1.2				0.1						0.6
					해역배출	0.0															

(단위:톤/일)

지역구분		업종		발생량 및 처리현황		총계	가 연 성														
시도	시군구	대분류	중분류				소계	폐지류	폐목재류	폐합성고분자화합물				유기성오니류				동식물성잔재물	폐식용유	기타
										폐섬유류	폐합성 수지	폐합성 고무	폐피혁	폐수처리오니	공정오니	정수 처리오니	하수 처리오니			
경기	양주시	C	30	발 생 량		0.2	0.0	0.0	0.0	0.0	0.0	0.0	0.0	0.0	0.0	0.0	0.0	0.0	0.0	0.0
				처리방법	매 립	0.1	0.0													
					소 각	0.0	0.0													
					재 활 용	0.1	0.0													
					해역배출	0.0	0.0													
		C	32	발 생 량		0.2	0.2	0.0	0.1	0.0	0.1	0.0	0.0	0.0	0.0	0.0	0.0	0.0	0.0	0.0
				처리방법	매 립	0.0	0.0													
					소 각	0.2	0.2		0.1		0.1									
					재 활 용	0.0	0.0													
					해역배출	0.0	0.0													
		C	33	발 생 량		1.7	1.5	0.0	0.0	0.1	1.4	0.0	0.0	0.0	0.0	0.0	0.0	0.0	0.0	0.0
				처리방법	매 립	0.1	0.0													
					소 각	0.2	0.2			0.1	0.1									
					재 활 용	1.4	1.3				1.3									
					해역배출	0.0	0.0													
		E		발 생 량		317.6	176.0	0.0	7.1	0.0	50.1	0.1	0.0	18.9	0.4	0.1	80.2	0.6	0.0	18.5
				처리방법	매 립	205.4	95.4				5.3			17.8			53.9			18.4
					소 각	20.0	20.0		0.1		13.2				0.1		6.5			0.1
					재 활 용	92.2	60.6		7.0		31.6	0.1		1.1	0.3	0.1	19.8	0.6		
					해역배출	0.0	0.0													
		F		발 생 량		186.3	73.6	0.0	1.9	0.0	0.6	0.0	0.0	0.0	0.0	0.0	0.0	0.0	0.0	71.1
				처리방법	매 립	0.5	0.0													
					소 각	71.6	71.6				0.5									71.1
					재 활 용	114.2	2.0		1.9		0.1									
					해역배출	0.0	0.0													
		G		발 생 량		0.5	0.5	0.0	0.0	0.4	0.0	0.0	0.0	0.1	0.0	0.0	0.0	0.0	0.0	0.0
				처리방법	매 립	0.1	0.1							0.1						
					소 각	0.0	0.0													
					재 활 용	0.4	0.4			0.4										
					해역배출	0.0	0.0													
		H		발 생 량		2.3	0.5	0.0	0.0	0.0	0.5	0.0	0.0	0.0	0.0	0.0	0.0	0.0	0.0	0.0
				처리방법	매 립	0.0	0.0													
					소 각	0.5	0.5				0.5									
					재 활 용	1.8	0.0													
					해역배출	0.0	0.0													
		N		발 생 량		0.4	0.2	0.0	0.1	0.0	0.1	0.0	0.0	0.0	0.0	0.0	0.0	0.0	0.0	0.0
				처리방법	매 립	0.0	0.0													
					소 각	0.0	0.0													
					재 활 용	0.4	0.2		0.1		0.1									
					해역배출	0.0	0.0													
		R		발 생 량		0.4	0.1	0.0	0.0	0.0	0.1	0.0	0.0	0.0	0.0	0.0	0.0	0.0	0.0	0.0
				처리방법	매 립	0.2	0.0													
					소 각	0.1	0.1				0.1									
					재 활 용	0.1	0.0													
					해역배출	0.0	0.0													
		S		발 생 량		0.8	0.1	0.0	0.0	0.0	0.1	0.0	0.0	0.0	0.0	0.0	0.0	0.0	0.0	0.0
				처리방법	매 립	0.7	0.0													
					소 각	0.0	0.0													
					재 활 용	0.1	0.1				0.1									
					해역배출	0.0	0.0													
		T		발 생 량		0.2	0.0	0.0	0.0	0.0	0.0	0.0	0.0	0.0	0.0	0.0	0.0	0.0	0.0	0.0
				처리방법	매 립	0.2	0.0													
					소 각	0.0	0.0													
					재 활 용	0.0	0.0													
					해역배출	0.0	0.0													

(단위:톤/일)

구분		업종		발생량 및 처리현황		불 연 성															
시도	시군구	대분류	중분류			소계	광재류	연소재	소각재	분진류	폐주물사 모래류	폐금속류	폐석회 석고류	폐촉매	폐흡착재폐흡수재	유리·도자기편류	무기성오니류				기타
																	폐수처리오니	공정오니	정수처리오니	하수처리오니	
경기	양주시	C	30	발 생 량		0.2	0.0	0.0	0.0	0.0	0.1	0.0	0.0	0.0	0.0	0.0	0.0	0.0	0.0	0.0	0.1
				처리방법	매 립	0.1					0.1										
					소 각	0.0															
					재 활 용	0.1															0.1
					해역배출	0.0															
		C	32	발 생 량		0.0	0.0	0.0	0.0	0.0	0.0	0.0	0.0	0.0	0.0	0.0	0.0	0.0	0.0	0.0	0.0
				처리방법	매 립	0.0															
					소 각	0.0															
					재 활 용	0.0															
					해역배출	0.0															
		C	33	발 생 량		0.2	0.0	0.0	0.1	0.0	0.0	0.0	0.0	0.0	0.0	0.0	0.0	0.0	0.0	0.0	0.1
				처리방법	매 립	0.1			0.1												
					소 각	0.0															
					재 활 용	0.1															0.1
					해역배출	0.0															
		E		발 생 량		141.6	0.0	0.0	5.7	0.1	0.5	0.1	0.0	0.1	0.1	9.0	0.0	14.9	0.0	0.0	111.1
				처리방법	매 립	110.0			5.7	0.1	0.2				0.1	0.7					103.2
					소 각	0.0															
					재 활 용	31.6					0.3	0.1		0.1		8.3		14.9			7.9
					해역배출	0.0															
		F		발 생 량		112.7	0.0	0.0	0.0	0.0	89.0	0.0	0.0	0.0	0.0	0.0	0.0	0.0	0.0	0.0	23.7
				처리방법	매 립	0.5															0.5
					소 각	0.0															
					재 활 용	112.2					89.0										23.2
					해역배출	0.0															
		G		발 생 량		0.0	0.0	0.0	0.0	0.0	0.0	0.0	0.0	0.0	0.0	0.0	0.0	0.0	0.0	0.0	0.0
				처리방법	매 립	0.0															
					소 각	0.0															
					재 활 용	0.0															
					해역배출	0.0															
		H		발 생 량		1.8	0.0	0.0	0.0	0.0	1.8	0.0	0.0	0.0	0.0	0.0	0.0	0.0	0.0	0.0	0.0
				처리방법	매 립	0.0															
					소 각	0.0															
					재 활 용	1.8					1.8										
					해역배출	0.0															
		N		발 생 량		0.2	0.0	0.0	0.0	0.0	0.1	0.0	0.0	0.0	0.0	0.0	0.0	0.0	0.0	0.0	0.1
				처리방법	매 립	0.0															
					소 각	0.0															
					재 활 용	0.2					0.1										0.1
					해역배출	0.0															
		R		발 생 량		0.3	0.0	0.0	0.0	0.0	0.0	0.0	0.0	0.0	0.2	0.0	0.1	0.0	0.0	0.0	0.0
				처리방법	매 립	0.2									0.1		0.1				
					소 각	0.0															
					재 활 용	0.1									0.1						
					해역배출	0.0															
		S		발 생 량		0.7	0.0	0.0	0.1	0.0	0.0	0.0	0.0	0.0	0.0	0.0	0.6	0.0	0.0	0.0	0.0
				처리방법	매 립	0.7			0.1								0.6				
					소 각	0.0															
					재 활 용	0.0															
					해역배출	0.0															
		T		발 생 량		0.2	0.0	0.0	0.2	0.0	0.0	0.0	0.0	0.0	0.0	0.0	0.0	0.0	0.0	0.0	0.0
				처리방법	매 립	0.2			0.2												
					소 각	0.0															
					재 활 용	0.0															
					해역배출	0.0															

(단위:톤/일)

지역구분		업종		발생량 및 처리현황		총계	가 연 성													
시도	시군구	대분류	중분류				소계	폐지류	폐목재류	폐합성고분자화합물				유기성오니류				동식물성잔재물	폐식용유	기타
										폐섬유류	폐합성 수지	폐합성 고무	폐피혁	폐수처리오니	공정오니	정수 처리오니	하수 처리오니			
경기	포천시	소계		발생량		1,156.7	296.7	0.1	55.3	1.0	50.7	2.2	0.0	128.3	1.5	0.0	38.4	16.8	0.0	2.4
				처리방법	매 립	182.3	1.1	0.0	0.0	0.0	0.0	0.0	0.0	0.9	0.2	0.0	0.0	0.0	0.0	0.0
					소 각	44.9	44.8	0.0	0.2	0.3	5.7	0.0	0.0	0.0	0.0	0.0	38.4	0.2	0.0	0.0
					재 활 용	780.3	127.0	0.1	55.1	0.7	45.0	2.2	0.0	3.6	1.3	0.0	0.0	16.6	0.0	2.4
					해역배출	149.2	123.8	0.0	0.0	0.0	0.0	0.0	0.0	123.8	0.0	0.0	0.0	0.0	0.0	0.0
		C	10	발생량		38.0	36.9	0.0	0.0	0.0	1.9	0.0	0.0	21.8	0.0	0.0	0.0	13.2	0.0	0.0
				처리방법	매 립	0.3	0.3							0.3						
					소 각	0.8	0.8				0.7							0.1		
					재 활 용	18.1	17.0				1.2			2.7				13.1		
					해역배출	18.8	18.8							18.8						
		C	11	발생량		2.4	2.4	0.1	0.0	0.0	0.7	0.0	0.0	0.3	1.3	0.0	0.0	0.0	0.0	0.0
				처리방법	매 립	0.0	0.0													
					소 각	0.0	0.0													
					재 활 용	2.1	2.1	0.1			0.7				1.3					
					해역배출	0.3	0.3							0.3						
		C	13	발생량		160.1	98.2	0.0	0.0	0.4	2.3	0.0	0.0	95.5	0.0	0.0	0.0	0.0	0.0	0.0
				처리방법	매 립	36.8	0.3							0.3						
					소 각	1.6	1.6			0.1	1.5									
					재 활 용	3.9	1.9			0.3	0.8			0.8						
					해역배출	117.8	94.4							94.4						
		C	14	발생량		0.7	0.3	0.0	0.0	0.0	0.3	0.0	0.0	0.0	0.0	0.0	0.0	0.0	0.0	0.0
				처리방법	매 립	0.2	0.0													
					소 각	0.1	0.1				0.1									
					재 활 용	0.2	0.2				0.2									
					해역배출	0.2	0.0													
		C	15	발생량		0.0	0.0	0.0	0.0	0.0	0.0	0.0	0.0	0.0	0.0	0.0	0.0	0.0	0.0	0.0
				처리방법	매 립	0.0	0.0													
					소 각	0.0	0.0													
					재 활 용	0.0	0.0													
					해역배출	0.0	0.0													
		C	16	발생량		1.0	0.7	0.0	0.5	0.0	0.2	0.0	0.0	0.0	0.0	0.0	0.0	0.0	0.0	0.0
				처리방법	매 립	0.3	0.0													
					소 각	0.2	0.2				0.2									
					재 활 용	0.5	0.5		0.5											
					해역배출	0.0	0.0													
		C	17	발생량		8.8	6.8	0.0	0.0	0.0	3.8	0.0	0.0	3.0	0.0	0.0	0.0	0.0	0.0	0.0
				처리방법	매 립	0.2	0.0													
					소 각	0.0	0.0													
					재 활 용	3.9	3.9				3.8			0.1						
					해역배출	4.7	2.9							2.9						
		C	18	발생량		0.0	0.0	0.0	0.0	0.0	0.0	0.0	0.0	0.0	0.0	0.0	0.0	0.0	0.0	0.0
				처리방법	매 립	0.0	0.0													
					소 각	0.0	0.0													
					재 활 용	0.0	0.0													
					해역배출	0.0	0.0													
		C	20	발생량		0.3	0.2	0.0	0.0	0.0	0.2	0.0	0.0	0.0	0.0	0.0	0.0	0.0	0.0	0.0
				처리방법	매 립	0.1	0.0													
					소 각	0.2	0.2				0.2									
					재 활 용	0.0	0.0													
					해역배출	0.0	0.0													
		C	22	발생량		22.1	20.2	0.0	0.0	0.1	19.5	0.2	0.0	0.2	0.2	0.0	0.0	0.0	0.0	0.0
				처리방법	매 립	2.0	0.4							0.2	0.2					
					소 각	1.3	1.3			0.1	1.2									
					재 활 용	18.8	18.5				18.3	0.2								
					해역배출	0.0	0.0													

(단위:톤/일)

구분		업종		발생량 및 처리현황		불 연 성															
시도	시군구	대분류	중분류			소계	광재류	연소재	소각재	분진류	폐주물사 모래류	폐금속류	폐석회 석고류	폐촉매	폐흡착재폐흡수재	유리·도자기편류	무기성오니류				기타
																	폐수처리오니	공정오니	정수처리오니	하수처리오니	
경기	포천시	소계		발 생 량		860.0	0.1	0.0	55.1	4.5	6.7	0.0	0.0	0.0	0.6	5.3	585.2	58.6	0.0	0.0	143.9
				처리방법	매 립	181.2	0.0	0.0	52.9	4.5	0.0	0.0	0.0	0.0	0.5	1.5	33.0	1.4	0.0	0.0	87.4
					소 각	0.1	0.0	0.0	0.0	0.0	0.0	0.0	0.0	0.0	0.0	0.0	0.0	0.0	0.0	0.0	0.1
					재 활 용	653.3	0.1	0.0	2.2	0.0	6.7	0.0	0.0	0.0	0.1	3.8	526.8	57.2	0.0	0.0	56.4
					해역배출	25.4	0.0	0.0	0.0	0.0	0.0	0.0	0.0	0.0	0.0	0.0	25.4	0.0	0.0	0.0	0.0
		C	10	발 생 량		1.1	0.0	0.0	0.0	0.0	0.0	0.0	0.0	0.0	0.0	0.0	0.0	0.0	0.0	0.0	1.1
				처리방법	매 립	0.0															
					소 각	0.0															
					재 활 용	1.1															1.1
					해역배출	0.0															
		C	11	발 생 량		0.0	0.0	0.0	0.0	0.0	0.0	0.0	0.0	0.0	0.0	0.0	0.0	0.0	0.0	0.0	0.0
				처리방법	매 립	0.0															
					소 각	0.0															
					재 활 용	0.0															
					해역배출	0.0															
		C	13	발 생 량		61.9	0.0	0.0	17.2	0.5	0.0	0.0	0.0	0.0	0.0	0.0	44.0	0.2	0.0	0.0	0.0
				처리방법	매 립	36.5			17.2	0.5							18.6	0.2			
					소 각	0.0															
					재 활 용	2.0											2				
					해역배출	23.4											23.4				
		C	14	발 생 량		0.4	0.0	0.0	0.0	0.0	0.0	0.0	0.0	0.0	0.0	0.0	0.4	0.0	0.0	0.0	0.0
				처리방법	매 립	0.2											0.2				
					소 각	0.0															
					재 활 용	0.0															
					해역배출	0.2											0.2				
		C	15	발 생 량		0.0	0.0	0.0	0.0	0.0	0.0	0.0	0.0	0.0	0.0	0.0	0.0	0.0	0.0	0.0	0.0
				처리방법	매 립	0.0															
					소 각	0.0															
					재 활 용	0.0															
					해역배출	0.0															
		C	16	발 생 량		0.3	0.0	0.0	0.1	0.0	0.0	0.0	0.0	0.0	0.0	0.0	0.0	0.0	0.0	0.0	0.2
				처리방법	매 립	0.3			0.1												0.2
					소 각	0.0															
					재 활 용	0.0															
					해역배출	0.0															
		C	17	발 생 량		2.0	0.0	0.0	0.2	0.0	0.0	0.0	0.0	0.0	0.0	0.0	1.8	0.0	0.0	0.0	0.0
				처리방법	매 립	0.2			0.2												
					소 각	0.0															
					재 활 용	0.0															
					해역배출	1.8											1.8				
		C	18	발 생 량		0.0	0.0	0.0	0.0	0.0	0.0	0.0	0.0	0.0	0.0	0.0	0.0	0.0	0.0	0.0	0.0
				처리방법	매 립	0.0															
					소 각	0.0															
					재 활 용	0.0															
					해역배출	0.0															
		C	20	발 생 량		0.1	0.0	0.0	0.0	0.0	0.0	0.0	0.0	0.0	0.0	0.0	0.0	0.1	0.0	0.0	0.0
				처리방법	매 립	0.1												0.1			
					소 각	0.0															
					재 활 용	0.0															
					해역배출	0.0															
		C	22	발 생 량		1.9	0.0	0.0	0.0	0.0	0.0	0.0	0.0	0.0	0.1	0.0	0.2	0.8	0.0	0.0	0.8
				처리방법	매 립	1.6											0.2	0.8			0.6
					소 각	0.0															
					재 활 용	0.3									0.1						0.2
					해역배출	0.0															

(단위:톤/일)

지역구분		업종		발생량 및 처리현황		총계	가 연 성														
시도	시군구	대분류	중분류				소계	폐지류	폐목재류	폐합성고분자화합물				유기성오니류				동식물성잔재물	폐식용유	기타
										폐섬유류	폐합성 수지	폐합성 고무	폐피혁	폐수처리오니	공정오니	정수 처리오니	하수 처리오니			
경기	포천시	C	23	발 생 량		450.7	1.7	0.0	0.0	0.0	0.0	0.0	0.0	0.0	0.0	0.0	0.0	0.0	0.0	1.7
				처리방법	매 립	1.1	0.0													
					소 각	0.0	0.0													
					재 활 용	449.6	1.7													1.7
					해역배출	0.0	0.0													
		C	25	발 생 량		7.5	0.3	0.0	0.0	0.0	0.3	0.0	0.0	0.0	0.0	0.0	0.0	0.0	0.0	0.0
				처리방법	매 립	0.5	0.0													
					소 각	0.2	0.2				0.2									
					재 활 용	6.8	0.1				0.1									
					해역배출	0.0	0.0													
		C	26	발 생 량		0.2	0.2	0.0	0.0	0.0	0.2	0.0	0.0	0.0	0.0	0.0	0.0	0.0	0.0	0.0
				처리방법	매 립	0.0	0.0													
					소 각	0.2	0.2				0.2									
					재 활 용	0.0	0.0													
					해역배출	0.0	0.0													
		C	30	발 생 량		0.3	0.3	0.0	0.0	0.0	0.2	0.0	0.0	0.0	0.0	0.0	0.0	0.0	0.0	0.1
				처리방법	매 립	0.0	0.0													
					소 각	0.0	0.0													
					재 활 용	0.3	0.3				0.2									0.1
					해역배출	0.0	0.0													
		C	32	발 생 량		7.7	7.4	0.0	6.9	0.0	0.5	0.0	0.0	0.0	0.0	0.0	0.0	0.0	0.0	0.0
				처리방법	매 립	0.3	0.0													
					소 각	0.4	0.4		0.2		0.2									
					재 활 용	7.0	7.0		6.7		0.3									
					해역배출	0.0	0.0													
		C	33	발 생 량		30.5	8.6	0.0	0.0	0.1	1.0	0.0	0.0	7.5	0.0	0.0	0.0	0.0	0.0	0.0
				처리방법	매 립	1.4	0.1							0.1						
					소 각	1.0	1.0			0.1	0.9									
					재 활 용	20.7	0.1				0.1									
					해역배출	7.4	7.4							7.4						
		D		발 생 량		28.4	3.2	0.0	0.0	0.0	3.2	0.0	0.0	0.0	0.0	0.0	0.0	0.0	0.0	0.0
				처리방법	매 립	25.1	0.0													
					소 각	0.1	0.0													
					재 활 용	3.2	3.2				3.2									
					해역배출	0.0	0.0													
		E		발 생 량		175.9	57.2	0.0	0.2	0.0	16.1	2.0	0.0	0.0	0.0	0.0	38.4	0.0	0.0	0.5
				처리방법	매 립	102.6	0.0													
					소 각	38.5	38.5				0.1						38.4			
					재 활 용	34.8	18.7		0.2		16	2								0.5
					해역배출	0.0	0.0													
		F		발 생 량		205.6	47.6	0.0	47.6	0.0	0.0	0.0	0.0	0.0	0.0	0.0	0.0	0.0	0.0	0.0
				처리방법	매 립	0.0	0.0													
					소 각	0.0	0.0													
					재 활 용	205.6	47.6		47.6											
					해역배출	0.0	0.0													
		G		발 생 량		2.1	0.8	0.0	0.0	0.4	0.2	0.0	0.0	0.0	0.0	0.0	0.0	0.1	0.0	0.1
				처리방법	매 립	1.3	0.0													
					소 각	0.2	0.2				0.1							0.1		
					재 활 용	0.6	0.6			0.4	0.1									0.1
					해역배출	0.0	0.0													
		O		발 생 량		0.1	0.1	0.0	0.1	0.0	0.0	0.0	0.0	0.0	0.0	0.0	0.0	0.0	0.0	0.0
				처리방법	매 립	0.0	0.0													
					소 각	0.0	0.0													
					재 활 용	0.1	0.1		0.1											
					해역배출	0.0	0.0													

(단위:톤/일)

구분		업종		발생량 및 처리현황		불 연 성																
시도	시군구	대분류	중분류			소계	광재류	연소재	소각재	분진류	폐주물사 모래류	폐금속류	폐석회 석고류	폐촉매	폐흡착재폐흡수재	유리·도자기편류	무기성오니류				기타
																	폐수처리오니	공정오니	정수처리오니	하수처리오니	
경기	포천시	C	23	발 생 량		449.0	0.0	0.0	0.0	0.0	0.0	0.0	0.0	0.0	0.5	0.7	358.6	57.2	0.0	0.0	32.0
				처리방법	매 립	1.1									0.5						0.6
					소 각	0.0															
					재 활 용	447.9										0.7	358.6	57.2			31.4
					해역배출	0.0															
		C	25	발 생 량		7.2	0.1	0.0	0.0	0.5	6.6	0.0	0.0	0.0	0.0	0.0	0.0	0.0	0.0	0.0	0.0
				처리방법	매 립	0.5				0.5											
					소 각	0.0															
					재 활 용	6.7	0.1				6.6										
					해역배출	0.0															
		C	26	발 생 량		0.0	0.0	0.0	0.0	0.0	0.0	0.0	0.0	0.0	0.0	0.0	0.0	0.0	0.0	0.0	0.0
				처리방법	매 립	0.0															
					소 각	0.0															
					재 활 용	0.0															
					해역배출	0.0															
		C	30	발 생 량		0.0	0.0	0.0	0.0	0.0	0.0	0.0	0.0	0.0	0.0	0.0	0.0	0.0	0.0	0.0	0.0
				처리방법	매 립	0.0															
					소 각	0.0															
					재 활 용	0.0															
					해역배출	0.0															
		C	32	발 생 량		0.3	0.0	0.0	0.0	0.0	0.0	0.0	0.0	0.0	0.0	0.0	0.0	0.0	0.0	0.0	0.3
				처리방법	매 립	0.3															0.3
					소 각	0.0															
					재 활 용	0.0															
					해역배출	0.0															
		C	33	발 생 량		21.9	0.0	0.0	0.0	0.1	0.0	0.0	0.0	0.0	0.0	3.0	2.0	0.0	0.0	0.0	16.8
				처리방법	매 립	1.3				0.1						0.2	0.3				0.7
					소 각	0.0															
					재 활 용	20.6										2.8	1.7				16.1
					해역배출	0.0															
		D		발 생 량		25.2	0.0	0.0	21.7	3.4	0.0	0.0	0.0	0.0	0.0	0.0	0.0	0.0	0.0	0.0	0.1
				처리방법	매 립	25.1			21.7	3.4											
					소 각	0.1															0.1
					재 활 용	0.0															
					해역배출	0.0															
		E		발 생 량		118.7	0.0	0.0	15.6	0.0	0.0	0.0	0.0	0.0	0.0	0.3	9.9	0.3	0.0	0.0	92.6
				처리방법	매 립	102.6			13.4								3.9	0.3			85
					소 각	0.0															
					재 활 용	16.1			2.2							0.3	6				7.6
					해역배출	0.0															
		F		발 생 량		158.0	0.0	0.0	0.0	0.0	0.1	0.0	0.0	0.0	0.0	0.0	157.9	0.0	0.0	0.0	0.0
				처리방법	매 립	0.0															
					소 각	0.0															
					재 활 용	158.0					0.1						157.9				
					해역배출	0.0															
		G		발 생 량		1.3	0.0	0.0	0.0	0.0	0.0	0.0	0.0	0.0	0.0	1.3	0.0	0.0	0.0	0.0	0.0
				처리방법	매 립	1.3										1.3					
					소 각	0.0															
					재 활 용	0.0															
					해역배출	0.0															
		O		발 생 량		0.0	0.0	0.0	0.0	0.0	0.0	0.0	0.0	0.0	0.0	0.0	0.0	0.0	0.0	0.0	0.0
				처리방법	매 립	0.0															
					소 각	0.0															
					재 활 용	0.0															
					해역배출	0.0															

(단위:톤/일)

지역구분		업종		발생량 및 처리현황		총계	가 연 성														
시도	시군구	대분류	중분류				소계	폐지류	폐목재류	폐합성고분자화합물				유기성오니류				동식물성잔재물	폐식용유	기타
										폐섬유류	폐합성 수지	폐합성 고무	폐피혁	폐수처리오니	공정오니	정수 처리오니	하수 처리오니			
경기	포천시	S		발 생 량		14.0	3.6	0.0	0.0	0.0	0.1	0.0	0.0	0.0	0.0	0.0	0.0	3.5	0.0	0.0
				처리방법	매 립	9.8	0.0													
					소 각	0.1	0.1				0.1									
					재 활 용	4.1	3.5											3.5		
					해역배출	0.0	0.0													
		T		발 생 량		0.3	0.0	0.0	0.0	0.0	0.0	0.0	0.0	0.0	0.0	0.0	0.0	0.0	0.0	0.0
				처리방법	매 립	0.3	0.0													
					소 각	0.0	0.0													
					재 활 용	0.0	0.0													
					해역배출	0.0	0.0													
	여주시	소계		발 생 량		276.4	158.1	0.0	28.5	0.2	115.4	0.2	0.0	10.0	0.0	0.0	0.0	3.6	0.0	0.2
				처리방법	매 립	37.8	0.1	0.0	0.0	0.0	0.0	0.0	0.0	0.0	0.0	0.0	0.0	0.0	0.0	0.1
					소 각	2.3	0.9	0.0	0.0	0.0	0.9	0.0	0.0	0.0	0.0	0.0	0.0	0.0	0.0	0.0
					재 활 용	236.3	157.1	0.0	28.5	0.2	114.5	0.2	0.0	10.0	0.0	0.0	0.0	3.6	0.0	0.1
					해역배출	0.0	0.0	0.0	0.0	0.0	0.0	0.0	0.0	0.0	0.0	0.0	0.0	0.0	0.0	0.0
		A		발 생 량		1.0	0.9	0.0	0.9	0.0	0.0	0.0	0.0	0.0	0.0	0.0	0.0	0.0	0.0	0.0
				처리방법	매 립	0.0	0.0													
					소 각	0.0	0.0													
					재 활 용	1.0	0.9		0.9											
					해역배출	0.0	0.0													
		C	10	발 생 량		2.0	1.9	0.0	0.5	0.0	0.0	0.0	0.0	0.0	0.0	0.0	0.0	1.4	0.0	0.0
				처리방법	매 립	0.0	0.0													
					소 각	0.0	0.0													
					재 활 용	2.0	1.9		0.5									1.4		
					해역배출	0.0	0.0													
		C	11	발 생 량		17.6	12.4	0.0	0.0	0.0	1.8	0.0	0.0	10.0	0.0	0.0	0.0	0.6	0.0	0.0
				처리방법	매 립	0.0	0.0													
					소 각	0.0	0.0													
					재 활 용	17.6	12.4				1.8			10.0				0.6		
					해역배출	0.0	0.0													
		C	16	발 생 량		1.2	1.2	0.0	0.1	0.2	0.7	0.0	0.0	0.0	0.0	0.0	0.0	0.0	0.0	0.2
				처리방법	매 립	0.1	0.1													0.1
					소 각	0.0	0.0													
					재 활 용	1.1	1.1		0.1	0.2	0.7									0.1
					해역배출	0.0	0.0													
		C	17	발 생 량		0.1	0.1	0.0	0.0	0.0	0.1	0.0	0.0	0.0	0.0	0.0	0.0	0.0	0.0	0.0
				처리방법	매 립	0.0	0.0													
					소 각	0.0	0.0													
					재 활 용	0.1	0.1				0.1									
					해역배출	0.0	0.0													
		C	23	발 생 량		0.4	0.0	0.0	0.0	0.0	0.0	0.0	0.0	0.0	0.0	0.0	0.0	0.0	0.0	0.0
				처리방법	매 립	0.0	0.0													
					소 각	0.0	0.0													
					재 활 용	0.4	0.0													
					해역배출	0.0	0.0													
		C	24	발 생 량		0.5	0.5	0.0	0.0	0.0	0.5	0.0	0.0	0.0	0.0	0.0	0.0	0.0	0.0	0.0
				처리방법	매 립	0.0	0.0													
					소 각	0.0	0.0													
					재 활 용	0.5	0.5				0.5									
					해역배출	0.0	0.0													
		C	25	발 생 량		1.8	0.9	0.0	0.0	0.0	0.9	0.0	0.0	0.0	0.0	0.0	0.0	0.0	0.0	0.0
				처리방법	매 립	0.9	0.0													
					소 각	0.9	0.9				0.9									
					재 활 용	0.0	0.0													
					해역배출	0.0	0.0													

(단위:톤/일)

구분		업종		발생량 및 처리현황		불 연 성															
시도	시군구	대분류	중분류			소계	광재류	연소재	소각재	분진류	폐주물사 모래류	폐금속류	폐석회 석고류	폐촉매	폐흡착재폐흡수재	유리·도자기편류	무기성오니류				기타
																	폐수처리오니	공정오니	정수처리오니	하수처리오니	
경기	포천시	S		발 생 량		10.4	0.0	0.0	0.0	0.0	0.0	0.0	0.0	0.0	0.0	0.0	10.4	0.0	0.0	0.0	0.0
				처리방법	매 립	9.8											9.8				
					소 각	0.0															
					재 활 용	0.6											0.6				
					해역배출	0.0															
		T		발 생 량		0.3	0.0	0.0	0.3	0.0	0.0	0.0	0.0	0.0	0.0	0.0	0.0	0.0	0.0	0.0	0.0
				처리방법	매 립	0.3			0.3												
					소 각	0.0															
					재 활 용	0.0															
					해역배출	0.0															
	여주시	소계		발 생 량		118.3	0.6	0.0	0.0	6.0	2.4	0.2	3.3	0.0	0.0	10.6	25.3	24.3	0.0	19.3	26.3
				처리방법	매 립	37.7	0.6	0.0	0.0	6.0	0.0	0.0	0.0	0.0	0.0	3.2	0.0	0.1	0.0	10.1	17.7
					소 각	1.4	0.0	0.0	0.0	0.0	0.0	0.0	0.0	0.0	0.0	0.0	0.0	0.0	0.0	1.4	0.0
					재 활 용	79.2	0.0	0.0	0.0	0.0	2.4	0.2	3.3	0.0	0.0	7.4	25.3	24.2	0.0	7.8	8.6
					해역배출	0.0	0.0	0.0	0.0	0.0	0.0	0.0	0.0	0.0	0.0	0.0	0.0	0.0	0.0	0.0	0.0
		A		발 생 량		0.1	0.0	0.0	0.0	0.0	0.0	0.0	0.0	0.0	0.0	0.0	0.1	0.0	0.0	0.0	0.0
				처리방법	매 립	0.0															
					소 각	0.0															
					재 활 용	0.1											0.1				
					해역배출	0.0															
		C	10	발 생 량		0.1	0.0	0.0	0.0	0.0	0.0	0.0	0.0	0.0	0.0	0.0	0.1	0.0	0.0	0.0	0.0
				처리방법	매 립	0.0															
					소 각	0.0															
					재 활 용	0.1											0.1				
					해역배출	0.0															
		C	11	발 생 량		5.2	0.0	0.0	0.0	0.0	0.0	0.2	0.0	0.0	0.0	5.0	0.0	0.0	0.0	0.0	0.0
				처리방법	매 립	0.0															
					소 각	0.0															
					재 활 용	5.2						0.2				5.0					
					해역배출	0.0															
		C	16	발 생 량		0.0	0.0	0.0	0.0	0.0	0.0	0.0	0.0	0.0	0.0	0.0	0.0	0.0	0.0	0.0	0.0
				처리방법	매 립	0.0															
					소 각	0.0															
					재 활 용	0.0															
					해역배출	0.0															
		C	17	발 생 량		0.0	0.0	0.0	0.0	0.0	0.0	0.0	0.0	0.0	0.0	0.0	0.0	0.0	0.0	0.0	0.0
				처리방법	매 립	0.0															
					소 각	0.0															
					재 활 용	0.0															
					해역배출	0.0															
		C	23	발 생 량		0.4	0.0	0.0	0.0	0.0	0.0	0.0	0.0	0.0	0.0	0.4	0.0	0.0	0.0	0.0	0.0
				처리방법	매 립	0.0															
					소 각	0.0															
					재 활 용	0.4										0.4					
					해역배출	0.0															
		C	24	발 생 량		0.0	0.0	0.0	0.0	0.0	0.0	0.0	0.0	0.0	0.0	0.0	0.0	0.0	0.0	0.0	0.0
				처리방법	매 립	0.0															
					소 각	0.0															
					재 활 용	0.0															
					해역배출	0.0															
		C	25	발 생 량		0.9	0.0	0.0	0.0	0.9	0.0	0.0	0.0	0.0	0.0	0.0	0.0	0.0	0.0	0.0	0.0
				처리방법	매 립	0.9				0.9											
					소 각	0.0															
					재 활 용	0.0															
					해역배출	0.0															

(단위:톤/일)

지역구분		업종		발생량 및 처리현황		총계	가 연 성														
시도	시군구	대분류	중분류				소계	폐지류	폐목재류	폐합성고분자화합물				유기성오니류				동식물성잔재물	폐식용유	기타
										폐섬유류	폐합성 수지	폐합성 고무	폐피혁	폐수처리오니	공정오니	정수 처리오니	하수 처리오니			
경기	여주시	C	26	발 생 량		0.6	0.0	0.0	0.0	0.0	0.0	0.0	0.0	0.0	0.0	0.0	0.0	0.0	0.0	0.0
				처리방법	매 립	0.6	0.0													
					소 각	0.0	0.0													
					재 활 용	0.0	0.0													
					해역배출	0.0	0.0													
		C	27	발 생 량		2.4	0.0	0.0	0.0	0.0	0.0	0.0	0.0	0.0	0.0	0.0	0.0	0.0	0.0	0.0
				처리방법	매 립	0.0	0.0													
					소 각	0.0	0.0													
					재 활 용	2.4	0.0													
					해역배출	0.0	0.0													
		C	29	발 생 량		8.2	0.1	0.0	0.0	0.0	0.1	0.0	0.0	0.0	0.0	0.0	0.0	0.0	0.0	0.0
				처리방법	매 립	0.1	0.0													
					소 각	0.0	0.0													
					재 활 용	8.1	0.1				0.1									
					해역배출	0.0	0.0													
		C	30	발 생 량		0.2	0.2	0.0	0.0	0.0	0.0	0.2	0.0	0.0	0.0	0.0	0.0	0.0	0.0	0.0
				처리방법	매 립	0.0	0.0													
					소 각	0.0	0.0													
					재 활 용	0.2	0.2					0.2								
					해역배출	0.0	0.0													
		C	33	발 생 량		14.3	0.0	0.0	0.0	0.0	0.0	0.0	0.0	0.0	0.0	0.0	0.0	0.0	0.0	0.0
				처리방법	매 립	8.2	0.0													
					소 각	0.0	0.0													
					재 활 용	6.1	0.0													
					해역배출	0.0	0.0													
		D		발 생 량		0.0	0.0	0.0	0.0	0.0	0.0	0.0	0.0	0.0	0.0	0.0	0.0	0.0	0.0	0.0
				처리방법	매 립	0.0	0.0													
					소 각	0.0	0.0													
					재 활 용	0.0	0.0													
					해역배출	0.0	0.0													
		E		발 생 량		118.1	110.4	0.0	0.0	0.0	110.4	0.0	0.0	0.0	0.0	0.0	0.0	0.0	0.0	0.0
				처리방법	매 립	0.0	0.0													
					소 각	0.0	0.0													
					재 활 용	118.1	110.4				110.4									
					해역배출	0.0	0.0													
		F		발 생 량		78.0	27.4	0.0	27.0	0.0	0.4	0.0	0.0	0.0	0.0	0.0	0.0	0.0	0.0	0.0
				처리방법	매 립	16.7	0.0													
					소 각	0.0	0.0													
					재 활 용	61.3	27.4		27.0		0.4									
					해역배출	0.0	0.0													
		G		발 생 량		8.5	1.0	0.0	0.0	0.0	0.0	0.0	0.0	0.0	0.0	0.0	0.0	1.0	0.0	0.0
				처리방법	매 립	0.0	0.0													
					소 각	0.0	0.0													
					재 활 용	8.5	1.0											1.0		
					해역배출	0.0	0.0													
		H		발 생 량		0.0	0.0	0.0	0.0	0.0	0.0	0.0	0.0	0.0	0.0	0.0	0.0	0.0	0.0	0.0
				처리방법	매 립	0.0	0.0													
					소 각	0.0	0.0													
					재 활 용	0.0	0.0													
					해역배출	0.0	0.0													
		K		발 생 량		1.1	0.0	0.0	0.0	0.0	0.0	0.0	0.0	0.0	0.0	0.0	0.0	0.0	0.0	0.0
				처리방법	매 립	1.1	0.0													
					소 각	0.0	0.0													
					재 활 용	0.0	0.0													
					해역배출	0.0	0.0													

(단위:톤/일)

구분		업종		발생량 및 처리현황		불 연 성															
시도	시군구	대분류	중분류			소계	광재류	연소재	소각재	분진류	폐주물사 모래류	폐금속류	폐석회 석고류	폐촉매	폐흡착재폐흡수재	유리·도자기편류	무기성오니류				기타
																	폐수처리오니	공정오니	정수처리오니	하수처리오니	
경기	여주시	C	26	발 생 량		0.6	0.6	0.0	0.0	0.0	0.0	0.0	0.0	0.0	0.0	0.0	0.0	0.0	0.0	0.0	0.0
				처리방법	매 립	0.6	0.6														
					소 각	0.0															
					재 활 용	0.0															
					해역배출	0.0															
		C	27	발 생 량		2.4	0.0	0.0	0.0	0.0	2.4	0.0	0.0	0.0	0.0	0.0	0.0	0.0	0.0	0.0	0.0
				처리방법	매 립	0.0															
					소 각	0.0															
					재 활 용	2.4					2.4										
					해역배출	0.0															
		C	29	발 생 량		8.1	0.0	0.0	0.0	0.1	0.0	0.0	0.0	0.0	0.0	0.0	8.0	0.0	0.0	0.0	0.0
				처리방법	매 립	0.1				0.1											
					소 각	0.0															
					재 활 용	8.0											8.0				
					해역배출	0.0															
		C	30	발 생 량		0.0	0.0	0.0	0.0	0.0	0.0	0.0	0.0	0.0	0.0	0.0	0.0	0.0	0.0	0.0	0.0
				처리방법	매 립	0.0															
					소 각	0.0															
					재 활 용	0.0															
					해역배출	0.0															
		C	33	발 생 량		14.3	0.0	0.0	0.0	5.0	0.0	0.0	0.0	0.0	0.0	5.2	2.9	0.0	0.0	0.0	1.2
				처리방법	매 립	8.2				5.0						3.2					
					소 각	0.0															
					재 활 용	6.1										2.0	2.9				1.2
					해역배출	0.0															
		D		발 생 량		0.0	0.0	0.0	0.0	0.0	0.0	0.0	0.0	0.0	0.0	0.0	0.0	0.0	0.0	0.0	0.0
				처리방법	매 립	0.0															
					소 각	0.0															
					재 활 용	0.0															
					해역배출	0.0															
		E		발 생 량		7.7	0.0	0.0	0.0	0.0	0.0	0.0	0.0	0.0	0.0	0.0	2.7	0.0	0.0	0.0	5.0
				처리방법	매 립	0.0															
					소 각	0.0															
					재 활 용	7.7											2.7				5.0
					해역배출	0.0															
		F		발 생 량		50.6	0.0	0.0	0.0	0.0	0.0	0.0	3.3	0.0	0.0	0.0	4.0	24.3	0.0	0.0	19.0
				처리방법	매 립	16.7												0.1			16.6
					소 각	0.0															
					재 활 용	33.9							3.3				4.0	24.2			2.4
					해역배출	0.0															
		G		발 생 량		7.5	0.0	0.0	0.0	0.0	0.0	0.0	0.0	0.0	0.0	0.0	7.5	0.0	0.0	0.0	0.0
				처리방법	매 립	0.0															
					소 각	0.0															
					재 활 용	7.5											7.5				
					해역배출	0.0															
		H		발 생 량		0.0	0.0	0.0	0.0	0.0	0.0	0.0	0.0	0.0	0.0	0.0	0.0	0.0	0.0	0.0	0.0
				처리방법	매 립	0.0															
					소 각	0.0															
					재 활 용	0.0															
					해역배출	0.0															
		K		발 생 량		1.1	0.0	0.0	0.0	0.0	0.0	0.0	0.0	0.0	0.0	0.0	0.0	0.0	0.0	0.0	1.1
				처리방법	매 립	1.1															1.1
					소 각	0.0															
					재 활 용	0.0															
					해역배출	0.0															

(단위:톤/일)

지역구분		업종		발생량 및 처리현황		총계	가 연 성														
시도	시군구	대분류	중분류				소계	폐지류	폐목재류	폐합성고분자화합물				유기성오니류				동식물성잔재물	폐식용유	기타
										폐섬유류	폐합성 수지	폐합성 고무	폐피혁	폐수처리오니	공정오니	정수 처리오니	하수 처리오니			
경기	여주시	L		발 생 량		0.2	0.2	0.0	0.0	0.0	0.2	0.0	0.0	0.0	0.0	0.0	0.0	0.0	0.0	0.0
				처리방법	매 립	0.0	0.0													
					소 각	0.0	0.0													
					재 활 용	0.2	0.2				0.2									
					해역배출	0.0	0.0													
		M		발 생 량		0.1	0.1	0.0	0.0	0.0	0.1	0.0	0.0	0.0	0.0	0.0	0.0	0.0	0.0	0.0
				처리방법	매 립	0.0	0.0													
					소 각	0.0	0.0													
					재 활 용	0.1	0.1				0.1									
					해역배출	0.0	0.0													
		O		발 생 량		19.3	0.0	0.0	0.0	0.0	0.0	0.0	0.0	0.0	0.0	0.0	0.0	0.0	0.0	0.0
				처리방법	매 립	10.1	0.0													
					소 각	1.4	0.0													
					재 활 용	7.8	0.0													
					해역배출	0.0	0.0													
		P		발 생 량		0.3	0.3	0.0	0.0	0.0	0.2	0.0	0.0	0.0	0.0	0.0	0.0	0.1	0.0	0.0
				처리방법	매 립	0.0	0.0													
					소 각	0.0	0.0													
					재 활 용	0.3	0.3				0.2							0.1		
					해역배출	0.0	0.0													
		R		발 생 량		0.5	0.5	0.0	0.0	0.0	0.0	0.0	0.0	0.0	0.0	0.0	0.0	0.5	0.0	0.0
				처리방법	매 립	0.0	0.0													
					소 각	0.0	0.0													
					재 활 용	0.5	0.5											0.5		
					해역배출	0.0	0.0													
	연천군	소계		발 생 량		200.2	130.2	0.0	5.0	0.1	12.6	0.1	0.0	15.3	0.0	0.0	11.2	81.0	0.0	4.9
				처리방법	매 립	68.2	14.7	0.0	0.0	0.0	0.0	0.0	0.0	9.5	0.0	0.0	5.1	0.0	0.0	0.1
					소 각	12.4	11.7	0.0	0.0	0.1	6.1	0.0	0.0	0.4	0.0	0.0	5.0	0.1	0.0	0.0
					재 활 용	114.6	98.8	0.0	5.0	0.0	6.5	0.1	0.0	0.4	0.0	0.0	1.1	80.9	0.0	4.8
					해역배출	5.0	5.0	0.0	0.0	0.0	0.0	0.0	0.0	5.0	0.0	0.0	0.0	0.0	0.0	0.0
		C	10	발 생 량		78.8	78.5	0.0	0.0	0.0	0.6	0.0	0.0	2.8	0.0	0.0	0.0	75.0	0.0	0.1
				처리방법	매 립	0.4	0.1													0.1
					소 각	1.1	1.1				0.6			0.4				0.1		
					재 활 용	74.9	74.9											74.9		
					해역배출	2.4	2.4							2.4						
		C	15	발 생 량		15.5	15.5	0.0	0.0	0.0	0.0	0.0	0.0	9.5	0.0	0.0	0.0	6.0	0.0	0.0
				처리방법	매 립	9.5	9.5							9.5						
					소 각	0.0	0.0				0.0									
					재 활 용	6.0	6.0											6.0		
					해역배출	0.0	0.0													
		C	23	발 생 량		10.9	0.0	0.0	0.0	0.0	0.0	0.0	0.0	0.0	0.0	0.0	0.0	0.0	0.0	0.0
				처리방법	매 립	0.0	0.0													
					소 각	0.0	0.0													
					재 활 용	10.9	0.0													
					해역배출	0.0	0.0													
		C	33	발 생 량		6.6	3.0	0.0	0.0	0.0	0.0	0.0	0.0	3.0	0.0	0.0	0.0	0.0	0.0	0.0
				처리방법	매 립	2.9	0.0													
					소 각	0.7	0.0			0.0	0.0									
					재 활 용	0.4	0.4				0.0			0.4						
					해역배출	2.6	2.6							2.6						
		D		발 생 량		10.7	0.0	0.0	0.0	0.0	0.0	0.0	0.0	0.0	0.0	0.0	0.0	0.0	0.0	0.0
				처리방법	매 립	10.7	0.0													
					소 각	0.0	0.0													
					재 활 용	0.0	0.0													
					해역배출	0.0	0.0													

(단위:톤/일)

구분		업종		발생량 및 처리현황		불 연 성															
시도	시군구	대분류	중분류			소계	광재류	연소재	소각재	분진류	폐주물사 모래류	폐금속류	폐석회 석고류	폐촉매	폐흡착재폐흡수재	유리·도자기편류	무기성오니류				기타
																	폐수처리오니	공정오니	정수처리오니	하수처리오니	
경기	여주시	L		발 생 량		0.0	0.0	0.0	0.0	0.0	0.0	0.0	0.0	0.0	0.0	0.0	0.0	0.0	0.0	0.0	0.0
				처리방법	매 립	0.0															
					소 각	0.0															
					재 활 용	0.0															
					해역배출	0.0															
		M		발 생 량		0.0	0.0	0.0	0.0	0.0	0.0	0.0	0.0	0.0	0.0	0.0	0.0	0.0	0.0	0.0	0.0
				처리방법	매 립	0.0															
					소 각	0.0															
					재 활 용	0.0															
					해역배출	0.0															
		O		발 생 량		19.3	0.0	0.0	0.0	0.0	0.0	0.0	0.0	0.0	0.0	0.0	0.0	0.0	0.0	19.3	0.0
				처리방법	매 립	10.1														10.1	
					소 각	1.4														1.4	
					재 활 용	7.8														7.8	
					해역배출	0.0															
		P		발 생 량		0.0	0.0	0.0	0.0	0.0	0.0	0.0	0.0	0.0	0.0	0.0	0.0	0.0	0.0	0.0	0.0
				처리방법	매 립	0.0															
					소 각	0.0															
					재 활 용	0.0															
					해역배출	0.0															
		R		발 생 량		0.0	0.0	0.0	0.0	0.0	0.0	0.0	0.0	0.0	0.0	0.0	0.0	0.0	0.0	0.0	0.0
				처리방법	매 립	0.0															
					소 각	0.0															
					재 활 용	0.0															
					해역배출	0.0															
	연천군	소계		발 생 량		70.0	0.0	0.0	18.2	0.0	0.0	0.0	0.0	0.0	0.0	0.0	13.4	14.9	1.5	0.0	22.0
				처리방법	매 립	53.5	0.0	0.0	18.2	0.0	0.0	0.0	0.0	0.0	0.0	0.0	2.6	14.4	0.0	0.0	18.3
					소 각	0.7	0.0	0.0	0.0	0.0	0.0	0.0	0.0	0.0	0.0	0.0	0.3	0.4	0.0	0.0	0.0
					재 활 용	15.8	0.0	0.0	0.0	0.0	0.0	0.0	0.0	0.0	0.0	0.0	10.5	0.1	1.5	0.0	3.7
					해역배출	0.0	0.0	0.0	0.0	0.0	0.0	0.0	0.0	0.0	0.0	0.0	0.0	0.0	0.0	0.0	0.0
		C	10	발 생 량		0.3	0.0	0.0	0.1	0.0	0.0	0.0	0.0	0.0	0.0	0.0	0.2	0.0	0.0	0.0	0.0
				처리방법	매 립	0.3			0.1								0.2				
					소 각	0.0															
					재 활 용	0.0															
					해역배출	0.0															
		C	15	발 생 량		0.0	0.0	0.0	0.0	0.0	0.0	0.0	0.0	0.0	0.0	0.0	0.0	0.0	0.0	0.0	0.0
				처리방법	매 립	0.0															
					소 각	0.0															
					재 활 용	0.0															
					해역배출	0.0															
		C	23	발 생 량		10.9	0.0	0.0	0.0	0.0	0.0	0.0	0.0	0.0	0.0	0.0	10.5	0.0	0.0	0.0	0.4
				처리방법	매 립	0.0															
					소 각	0.0															
					재 활 용	10.9											10.5				0.4
					해역배출	0.0															
		C	33	발 생 량		3.6	0.0	0.0	0.5	0.0	0.0	0.0	0.0	0.0	0.0	0.0	2.7	0.4	0.0	0.0	0.0
				처리방법	매 립	2.9			0.5								2.4				
					소 각	0.7											0.3	0.4			
					재 활 용	0.0															
					해역배출	0.0															
		D		발 생 량		10.7	0.0	0.0	10.7	0.0	0.0	0.0	0.0	0.0	0.0	0.0	0.0	0.0	0.0	0.0	0.0
				처리방법	매 립	10.7			10.7												
					소 각	0.0															
					재 활 용	0.0															
					해역배출	0.0															

(단위:톤/일)

지역구분		업종		발생량 및 처리현황		총계	가 연 성														
시도	시군구	대분류	중분류				소계	폐지류	폐목재류	폐합성고분자화합물				유기성오니류				동식물성잔재물	폐식용유	기타
										폐섬유류	폐합성 수지	폐합성 고무	폐피혁	폐수처리오니	공정오니	정수 처리오니	하수 처리오니			
경기	연천군	E		발 생 량		16.0	16.0	0.0	0.0	0.0	0.0	0.0	0.0	0.0	0.0	0.0	11.2	0.0	0.0	4.8
				처리방법	매 립	5.1	5.1										5.1			
					소 각	5.0	5.0										5.0			
					재 활 용	5.9	5.9										1.1			4.8
					해역배출	0.0	0.0													
		E		발 생 량		31.9	6.7	0.0	0.0	0.0	6.7	0.0	0.0	0.0	0.0	0.0	0.0	0.0	0.0	0.0
				처리방법	매 립	25.2	0.0													
					소 각	5.2	5.2		0.0		5.2									
					재 활 용	1.5	1.5				1.5									
					해역배출	0.0	0.0													
		F		발 생 량		7.1	3.7	0.0	3.7	0.0	0.0	0.0	0.0	0.0	0.0	0.0	0.0	0.0	0.0	0.0
				처리방법	매 립	0.0	0.0													
					소 각	0.0	0.0													
					재 활 용	7.1	3.7		3.7											
					해역배출	0.0	0.0													
		O		발 생 량		17.6	1.7	0.0	1.3	0.1	0.3	0.0	0.0	0.0	0.0	0.0	0.0	0.0	0.0	0.0
				처리방법	매 립	14.4	0.0													
					소 각	0.4	0.4			0.1	0.3									
					재 활 용	2.8	1.3		1.3											
					해역배출	0.0	0.0													
		S		발 생 량		0.1	0.1	0.0	0.0	0.0	0.0	0.1	0.0	0.0	0.0	0.0	0.0	0.0	0.0	0.0
				처리방법	매 립	0.0	0.0													
					소 각	0.0	0.0				0.0									
					재 활 용	0.1	0.1				0.0	0.1								0.0
					해역배출	0.0	0.0													
		S		발 생 량		5.0	5.0	0.0	0.0	0.0	5.0	0.0	0.0	0.0	0.0	0.0	0.0	0.0	0.0	0.0
				처리방법	매 립	0.0	0.0													
					소 각	0.0	0.0													
					재 활 용	5.0	5.0				5.0									
					해역배출	0.0	0.0													
	가평군	소계		발 생 량		29.1	23.6	0.0	0.2	0.0	4.8	0.1	0.0	0.4	0.0	0.0	15.5	1.4	0.0	1.2
				처리방법	매 립	0.1	0.1	0.0	0.0	0.0	0.0	0.0	0.0	0.1	0.0	0.0	0.0	0.0	0.0	0.0
					소 각	10.5	10.5	0.0	0.0	0.0	0.2	0.1	0.0	0.0	0.0	0.0	9.0	0.1	0.0	1.1
					재 활 용	18.5	13.0	0.0	0.2	0.0	4.6	0.0	0.0	0.3	0.0	0.0	6.5	1.3	0.0	0.1
					해역배출	0.0	0.0	0.0	0.0	0.0	0.0	0.0	0.0	0.0	0.0	0.0	0.0	0.0	0.0	0.0
		B		발 생 량		1.2	0.2	0.0	0.0	0.0	0.1	0.1	0.0	0.0	0.0	0.0	0.0	0.0	0.0	0.0
				처리방법	매 립	0.0	0.0													
					소 각	0.2	0.2				0.1	0.1								
					재 활 용	1.0	0.0													
					해역배출	0.0	0.0													
		C	10	발 생 량		1.0	1.0	0.0	0.0	0.0	0.0	0.0	0.0	0.4	0.0	0.0	0.0	0.6	0.0	0.0
				처리방법	매 립	0.1	0.1							0.1						
					소 각	0.0	0.0													
					재 활 용	0.9	0.9							0.3				0.6		
					해역배출	0.0	0.0													
		C	21	발 생 량		0.8	0.8	0.0	0.0	0.0	0.0	0.0	0.0	0.0	0.0	0.0	0.0	0.8	0.0	0.0
				처리방법	매 립	0.0	0.0													
					소 각	0.1	0.1											0.1		
					재 활 용	0.7	0.7											0.7		
					해역배출	0.0	0.0													
		C	22	발 생 량		0.1	0.1	0.0	0.0	0.0	0.1	0.0	0.0	0.0	0.0	0.0	0.0	0.0	0.0	0.0
				처리방법	매 립	0.0	0.0													
					소 각	0.1	0.1				0.1									
					재 활 용	0.0	0.0													
					해역배출	0.0	0.0													

(단위:톤/일)

구분		업종		발생량 및 처리현황		불 연 성															
시도	시군구	대분류	중분류			소계	광재류	연소재	소각재	분진류	폐주물사 모래류	폐금속류	폐석회 석고류	폐촉매	폐흡착재폐흡수재	유리·도자기편류	무기성오니류				기타
																	폐수처리오니	공정오니	정수처리오니	하수처리오니	
경기	연천군	E		발 생 량		0.0	0.0	0.0	0.0	0.0	0.0	0.0	0.0	0.0	0.0	0.0	0.0	0.0	0.0	0.0	0.0
				처리방법	매 립	0.0															
					소 각	0.0															
					재 활 용	0.0															
					해역배출	0.0															
		E		발 생 량		25.2	0.0	0.0	6.9	0.0	0.0	0.0	0.0	0.0	0.0	0.0	0.0	0.0	0.0	0.0	18.3
				처리방법	매 립	25.2			6.9												18.3
					소 각	0.0															
					재 활 용	0.0															
					해역배출	0.0															
		F		발 생 량		3.4	0.0	0.0	0.0	0.0	0.0	0.0	0.0	0.0	0.0	0.0	0.0	0.1	0.0	0.0	3.3
				처리방법	매 립	0.0															
					소 각	0.0															
					재 활 용	3.4												0.1			3.3
					해역배출	0.0															
		O		발 생 량		15.9	0.0	0.0	0.0	0.0	0.0	0.0	0.0	0.0	0.0	0.0	0.0	14.4	1.5	0.0	0.0
				처리방법	매 립	14.4												14.4			
					소 각	0.0															
					재 활 용	1.5													1.5		
					해역배출	0.0															
		P		발 생 량		0.0	0.0	0.0	0.0	0.0	0.0	0.0	0.0	0.0	0.0	0.0	0.0	0.0	0.0	0.0	0.0
				처리방법	매 립	0.0															
					소 각	0.0															
					재 활 용	0.0															
					해역배출	0.0															
		S		발 생 량		0.0	0.0	0.0	0.0	0.0	0.0	0.0	0.0	0.0	0.0	0.0	0.0	0.0	0.0	0.0	0.0
				처리방법	매 립	0.0															
					소 각	0.0															
					재 활 용	0.0															
					해역배출	0.0															
	가평군	소계		발 생 량		5.5	0.0	0.0	0.0	0.0	0.0	0.0	0.0	0.0	0.0	0.0	0.0	0.0	0.0	0.0	5.5
				처리방법	매 립	0.0	0.0	0.0	0.0	0.0	0.0	0.0	0.0	0.0	0.0	0.0	0.0	0.0	0.0	0.0	0.0
					소 각	0.0	0.0	0.0	0.0	0.0	0.0	0.0	0.0	0.0	0.0	0.0	0.0	0.0	0.0	0.0	0.0
					재 활 용	5.5	0.0	0.0	0.0	0.0	0.0	0.0	0.0	0.0	0.0	0.0	0.0	0.0	0.0	0.0	5.5
					해역배출	0.0	0.0	0.0	0.0	0.0	0.0	0.0	0.0	0.0	0.0	0.0	0.0	0.0	0.0	0.0	0.0
		B		발 생 량		1.0	0.0	0.0	0.0	0.0	0.0	0.0	0.0	0.0	0.0	0.0	0.0	0.0	0.0	0.0	1.0
				처리방법	매 립	0.0															
					소 각	0.0															
					재 활 용	1.0															1.0
					해역배출	0.0															
		C	10	발 생 량		0.0	0.0	0.0	0.0	0.0	0.0	0.0	0.0	0.0	0.0	0.0	0.0	0.0	0.0	0.0	0.0
				처리방법	매 립	0.0															
					소 각	0.0															
					재 활 용	0.0															
					해역배출	0.0															
		C	21	발 생 량		0.0	0.0	0.0	0.0	0.0	0.0	0.0	0.0	0.0	0.0	0.0	0.0	0.0	0.0	0.0	0.0
				처리방법	매 립	0.0															
					소 각	0.0															
					재 활 용	0.0															
					해역배출	0.0															
		C	22	발 생 량		0.0	0.0	0.0	0.0	0.0	0.0	0.0	0.0	0.0	0.0	0.0	0.0	0.0	0.0	0.0	0.0
				처리방법	매 립	0.0															
					소 각	0.0															
					재 활 용	0.0															
					해역배출	0.0															

(단위:톤/일)

지역구분		업종		발생량 및 처리현황		총계	가 연 성														
시도	시군구	대분류	중분류				소계	폐지류	폐목재류	폐합성고분자화합물				유기성오니류				동식물성잔재물	폐식용유	기타
										폐섬유류	폐합성 수지	폐합성 고무	폐피혁	폐수처리오니	공정오니	정수 처리오니	하수 처리오니			
경기	가평군	C	23	발 생 량		2.8	0.0	0.0	0.0	0.0	0.0	0.0	0.0	0.0	0.0	0.0	0.0	0.0	0.0	0.0
				처리방법	매 립	0.0	0.0													
					소 각	0.0	0.0													
					재 활 용	2.8	0.0													
					해역배출	0.0	0.0													
		D		발 생 량		2.8	1.3	0.0	0.0	0.0	1.3	0.0	0.0	0.0	0.0	0.0	0.0	0.0	0.0	0.0
				처리방법	매 립	0.0	0.0													
					소 각	0.0	0.0													
					재 활 용	2.8	1.3				1.3									
					해역배출	0.0	0.0													
		E		발 생 량		20.4	20.2	0.0	0.2	0.0	3.3	0.0	0.0	0.0	0.0	0.0	15.5	0.0	0.0	1.2
				처리방법	매 립	0.0	0.0													
					소 각	10.1	10.1										9.0			1.1
					재 활 용	10.3	10.1		0.2		3.3						6.5			0.1
					해역배출	0.0	0.0													
	양평군	소계		발 생 량		38.0	34.2	0.0	0.0	0.0	0.0	0.0	0.0	0.0	0.0	0.0	23.5	2.3	0.0	8.4
				처리방법	매 립	7.5	5.8	0.0	0.0	0.0	0.0	0.0	0.0	0.0	0.0	0.0	5.8	0.0	0.0	0.0
					소 각	25.9	25.9	0.0	0.0	0.0	0.0	0.0	0.0	0.0	0.0	0.0	17.7	0.0	0.0	8.2
					재 활 용	4.6	2.5	0.0	0.0	0.0	0.0	0.0	0.0	0.0	0.0	0.0	0.0	2.3	0.0	0.2
					해역배출	0.0	0.0	0.0	0.0	0.0	0.0	0.0	0.0	0.0	0.0	0.0	0.0	0.0	0.0	0.0
		C	23	발 생 량		4.4	2.3	0.0	0.0	0.0	0.0	0.0	0.0	0.0	0.0	0.0	0.0	2.3	0.0	0.0
				처리방법	매 립	0.0	0.0													
					소 각	0.0	0.0													
					재 활 용	4.4	2.3											2.3		
					해역배출	0.0	0.0													
		E		발 생 량		33.6	31.9	0.0	0.0	0.0	0.0	0.0	0.0	0.0	0.0	0.0	23.5	0.0	0.0	8.4
				처리방법	매 립	7.5	5.8										5.8			
					소 각	25.9	25.9										17.7			8.2
					재 활 용	0.2	0.2													0.2
					해역배출	0.0	0.0													
강원	합계			발 생 량		5,144.3	652.7	7.0	41.5	1.6	194.9	2.6	0.1	132.5	48.1	0.9	137.1	47.9	0.3	38.2
				처리방법	매 립	291.0	63.1	0.0	0.0	0.6	12.9	0.0	0.0	22.9	5.5	0.3	6.5	13.5	0.0	0.9
					소 각	30.5	28.9	0.2	0.6	0.2	10.5	1.2	0.0	1.8	0.0	0.0	13.8	0.0	0.0	0.6
					재 활 용	4,777.8	515.7	6.8	40.9	0.8	171.0	1.4	0.1	63.3	42.6	0.6	116.8	34.4	0.3	36.7
					해역배출	45.0	45.0	0.0	0.0	0.0	0.5	0.0	0.0	44.5	0.0	0.0	0.0	0.0	0.0	0.0
	춘천시	소계		발 생 량		76.1	59.6	0.0	0.3	0.0	14.0	0.0	0.0	1.1	0.0	0.0	43.7	0.5	0.0	0.0
				처리방법	매 립	2.5	0.0	0.0	0.0	0.0	0.0	0.0	0.0	0.0	0.0	0.0	0.0	0.0	0.0	0.0
					소 각	0.5	0.5	0.0	0.0	0.0	0.5	0.0	0.0	0.0	0.0	0.0	0.0	0.0	0.0	0.0
					재 활 용	73.1	59.1	0.0	0.3	0.0	13.5	0.0	0.0	1.1	0.0	0.0	43.7	0.5	0.0	0.0
					해역배출	0.0	0.0	0.0	0.0	0.0	0.0	0.0	0.0	0.0	0.0	0.0	0.0	0.0	0.0	0.0
		E		발 생 량		76.1	59.6	0.0	0.3	0.0	14.0	0.0	0.0	1.1	0.0	0.0	43.7	0.5	0.0	0.0
				처리방법	매 립	2.5	0.0													
					소 각	0.5	0.5				0.5									
					재 활 용	73.1	59.1		0.3		13.5			1.1			43.7	0.5		
					해역배출	0.0	0.0													
	원주시	소계		발 생 량		388.6	216.2	0.0	20.2	0.6	132.9	0.6	0.0	1.1	1.9	0.0	0.9	23.7	0.3	34.0
				처리방법	매 립	85.4	27.9	0.0	0.0	0.6	12.8	0.0	0.0	1.1	1.9	0.0	0.6	10.4	0.0	0.5
					소 각	0.0	0.0	0.0	0.0	0.0	0.0	0.0	0.0	0.0	0.0	0.0	0.0	0.0	0.0	0.0
					재 활 용	303.2	188.3	0.0	20.2	0.0	120.1	0.6	0.0	0.0	0.0	0.0	0.3	13.3	0.3	33.5
					해역배출	0.0	0.0	0.0	0.0	0.0	0.0	0.0	0.0	0.0	0.0	0.0	0.0	0.0	0.0	0.0
		C	33	발 생 량		388.6	216.2	0.0	20.2	0.6	132.9	0.6	0.0	1.1	1.9	0.0	0.9	23.7	0.3	34.0
				처리방법	매 립	85.4	27.9			0.6	12.8			1.1	1.9		0.6	10.4		0.5
					소 각	0.0	0.0		0.0	0.0	0.0				0.0					0.0
					재 활 용	303.2	188.3		20.2		120.1	0.6					0.3	13.3	0.3	33.5
					해역배출	0.0	0.0													

(단위:톤/일)

구분		업종		발생량 및 처리현황	불 연 성															
시도	시군구	대분류	중분류		소계	광재류	연소재	소각재	분진류	폐주물사 모래류	폐금속류	폐석회 석고류	폐촉매	폐흡착재폐흡수재	유리·도자기편류	무기성오니류				기타
																폐수처리오니	공정오니	정수처리오니	하수처리오니	
경기	가평군	C	23	발 생 량	2.8	0.0	0.0	0.0	0.0	0.0	0.0	0.0	0.0	0.0	0.0	0.0	0.0	0.0	0.0	2.8
				처리방법 매 립	0.0															
				처리방법 소 각	0.0															
				처리방법 재 활 용	2.8															2.8
				처리방법 해역배출	0.0															
		D		발 생 량	1.5	0.0	0.0	0.0	0.0	0.0	0.0	0.0	0.0	0.0	0.0	0.0	0.0	0.0	0.0	1.5
				처리방법 매 립	0.0															
				처리방법 소 각	0.0															
				처리방법 재 활 용	1.5															1.5
				처리방법 해역배출	0.0															
		E		발 생 량	0.2	0.0	0.0	0.0	0.0	0.0	0.0	0.0	0.0	0.0	0.0	0.0	0.0	0.0	0.0	0.2
				처리방법 매 립	0.0															
				처리방법 소 각	0.0															
				처리방법 재 활 용	0.2															0.2
				처리방법 해역배출	0.0															
	양평군	소계		발 생 량	3.8	0.0	0.0	1.7	0.0	0.0	0.0	2.1	0.0	0.0	0.0	0.0	0.0	0.0	0.0	0.0
				처리방법 매 립	1.7	0.0	0.0	1.7	0.0	0.0	0.0	0.0	0.0	0.0	0.0	0.0	0.0	0.0	0.0	0.0
				처리방법 소 각	0.0	0.0	0.0	0.0	0.0	0.0	0.0	0.0	0.0	0.0	0.0	0.0	0.0	0.0	0.0	0.0
				처리방법 재 활 용	2.1	0.0	0.0	0.0	0.0	0.0	0.0	2.1	0.0	0.0	0.0	0.0	0.0	0.0	0.0	0.0
				처리방법 해역배출	0.0	0.0	0.0	0.0	0.0	0.0	0.0	0.0	0.0	0.0	0.0	0.0	0.0	0.0	0.0	0.0
		C	23	발 생 량	2.1	0.0	0.0	0.0	0.0	0.0	0.0	2.1	0.0	0.0	0.0	0.0	0.0	0.0	0.0	0.0
				처리방법 매 립	0.0															
				처리방법 소 각	0.0															
				처리방법 재 활 용	2.1							2.1								
				처리방법 해역배출	0.0															
		E		발 생 량	1.7	0.0	0.0	1.7	0.0	0.0	0.0	0.0	0.0	0.0	0.0	0.0	0.0	0.0	0.0	0.0
				처리방법 매 립	1.7			1.7												
				처리방법 소 각	0.0															
				처리방법 재 활 용	0.0															
				처리방법 해역배출	0.0															
강원	합계			발 생 량	4491.6	1178.7	2724.2	16.8	160.4	75.2	0.0	34.9	0.0	1.0	42.4	8.6	145.3	7.2	4.2	92.7
				처리방법 매 립	227.9	10.8	8.0	16.8	109.0	32.7	0.0	27.4	0.0	0.4	0.0	2.6	8.9	0.4	0.1	10.8
				처리방법 소 각	1.6	0.0	0.0	0.0	0.0	0.0	0.0	0.0	0.0	0.0	0.0	1.6	0.0	0.0	0.0	0.0
				처리방법 재 활 용	4262.1	1167.9	2716.2	0.0	51.4	42.5	0.0	7.5	0.0	0.6	42.4	4.4	136.4	6.8	4.1	81.9
				처리방법 해역배출	0.0	0.0	0.0	0.0	0.0	0.0	0.0	0.0	0.0	0.0	0.0	0.0	0.0	0.0	0.0	0.0
	춘천시	소계		발 생 량	16.5	0.0	0.0	0.0	0.0	0.0	0.0	0.0	0.0	0.0	0.0	0.1	2.0	0.4	0.0	14.0
				처리방법 매 립	2.5	0.0	0.0	0.0	0.0	0.0	0.0	0.0	0.0	0.0	0.0	0.1	2.0	0.4	0.0	0.0
				처리방법 소 각	0.0	0.0	0.0	0.0	0.0	0.0	0.0	0.0	0.0	0.0	0.0	0.0	0.0	0.0	0.0	0.0
				처리방법 재 활 용	14.0	0.0	0.0	0.0	0.0	0.0	0.0	0.0	0.0	0.0	0.0	0.0	0.0	0.0	0.0	14.0
				처리방법 해역배출	0.0	0.0	0.0	0.0	0.0	0.0	0.0	0.0	0.0	0.0	0.0	0.0	0.0	0.0	0.0	0.0
		E		발 생 량	16.5	0.0	0.0	0.0	0.0	0.0	0.0	0.0	0.0	0.0	0.0	0.1	2.0	0.4	0.0	14.0
				처리방법 매 립	2.5											0.1	2.0	0.4		
				처리방법 소 각	0.0															
				처리방법 재 활 용	14.0															14.0
				처리방법 해역배출	0.0															
	원주시	소계		발 생 량	172.4	7.9	0.0	0.0	53.2	71.0	0.0	0.0	0.0	0.1	0.0	0.0	0.0	0.0	0.0	40.2
				처리방법 매 립	57.5	7.9	0.0	0.0	20.6	29.0	0.0	0.0	0.0	0.0	0.0	0.0	0.0	0.0	0.0	0.0
				처리방법 소 각	0.0	0.0	0.0	0.0	0.0	0.0	0.0	0.0	0.0	0.0	0.0	0.0	0.0	0.0	0.0	0.0
				처리방법 재 활 용	114.9	0.0	0.0	0.0	32.6	42.0	0.0	0.0	0.0	0.1	0.0	0.0	0.0	0.0	0.0	40.2
				처리방법 해역배출	0.0	0.0	0.0	0.0	0.0	0.0	0.0	0.0	0.0	0.0	0.0	0.0	0.0	0.0	0.0	0.0
		C	33	발 생 량	172.4	7.9	0.0	0.0	53.2	71.0	0.0	0.0	0.0	0.1	0.0	0.0	0.0	0.0	0.0	40.2
				처리방법 매 립	57.5	7.9			20.6	29.0										
				처리방법 소 각	0.0															
				처리방법 재 활 용	114.9				32.6	42.0				0.1						40.2
				처리방법 해역배출	0.0															

(단위:톤/일)

지역구분		업종		발생량 및 처리현황		총계	가 연 성														
시도	시군구	대분류	중분류				소계	폐지류	폐목재류	폐합성고분자화합물				유기성오니류				동식물성잔재물	폐식용유	기타
										폐섬유류	폐합성 수지	폐합성 고무	폐피혁	폐수처리오니	공정오니	정수 처리오니	하수 처리오니			
강원	강릉시	소계		발 생 량		645.4	84.8	1.8	0.9	0.1	23.0	0.3	0.0	30.3	0.0	0.0	27.1	1.3	0.0	0.0
				처리방법	매 립	19.8	1.4	0.0	0.0								1.4			
					소 각	4.8	3.2	0.0	0.1	0.1	0.9	0.3		1.8						
					재 활 용	592.3	51.7	1.8	0.8		21.6			0.5			25.7	1.3		
					해역배출	28.5	28.5	0.0	0.0		0.5			28.0						
		C	10	발 생 량		39.0	32.0	1.8	0.0	0.0	0.9	0.0	0.0	28.0	0.0	0.0	0.0	1.3	0.0	0.0
				처리방법	매 립	7.0	0.0													
					소 각	0.9	0.9				0.9									
					재 활 용	3.1	3.1	1.8										1.3		
					해역배출	28.0	28.0							28.0						
		C	17	발 생 량		44.7	26.5	0.0	0.8	0.0	0.0	0.0	0.0	0.0	0.0	0.0	25.7	0.0	0.0	0.0
				처리방법	매 립	0.0	0.0													
					소 각	0.0	0.0													
					재 활 용	44.7	26.5		0.8								25.7			
					해역배출	0.0	0.0													
		C	23	발 생 량		16.4	4.1	0.0	0.0	0.1	0.5	0.3	0.0	1.8	0.0	0.0	1.4	0.0	0.0	0.0
				처리방법	매 립	12.1	1.4										1.4			
					소 각	2.2	2.2			0.1		0.3		1.8						
					재 활 용	1.6	0.0													
					해역배출	0.5	0.5				0.5									
		D		발 생 량		544.7	21.6	0.0	0.0	0.0	21.6	0.0	0.0	0.0	0.0	0.0	0.0	0.0	0.0	0.0
				처리방법	매 립	0.7	0.0													
					소 각	1.6	0.0													
					재 활 용	542.4	21.6				21.6									
					해역배출	0.0	0.0													
		E		발 생 량		0.6	0.6	0.0	0.1	0.0	0.0	0.0	0.0	0.5	0.0	0.0	0.0	0.0	0.0	0.0
				처리방법	매 립	0.0	0.0													
					소 각	0.1	0.1		0.1											
					재 활 용	0.5	0.5							0.5						
					해역배출	0.0	0.0													
		Q		발 생 량		0.0	0.0	0.0	0.0	0.0	0.0	0.0	0.0	0.0	0.0	0.0	0.0	0.0	0.0	0.0
				처리방법	매 립	0.0	0.0													
					소 각	0.0	0.0													
					재 활 용	0.0	0.0													
					해역배출	0.0	0.0													
	동해시	소계		발 생 량		3,514.9	47.7	0.1	3.4	0.5	6.2	1.3	0.0	20.5	0.4	0.0	13.1	2.1	0.0	0.1
				처리방법	매 립	115.1	17.1	0.0	0.0	0.0	0.0	0.0	0.0	15.9	0.4	0.0	0.7	0.0	0.0	0.1
					소 각	3.2	3.2	0.1	0.2	0.1	1.9	0.9	0.0	0.0	0.0	0.0	0.0	0.0	0.0	0.0
					재 활 용	3,396.5	27.3	0.0	3.2	0.4	4.3	0.4	0.0	4.5	0.0	0.0	12.4	2.1	0.0	0.0
					해역배출	0.1	0.1	0.0	0.0	0.0	0.0	0.0	0.0	0.1	0.0	0.0	0.0	0.0	0.0	0.0
		C	10	발 생 량		2.2	2.2	0.0	0.0	0.0	0.0	0.0	0.0	0.1	0.0	0.0	0.0	2.1	0.0	0.0
				처리방법	매 립	0.0	0.0													
					소 각	0.0	0.0													
					재 활 용	2.1	2.1											2.1		
					해역배출	0.1	0.1							0.1						
		C	23	발 생 량		22.4	1.0	0.0	0.1	0.2	0.3	0.4	0.0	0.0	0.0	0.0	0.0	0.0	0.0	0.0
				처리방법	매 립	5.3	0.0													
					소 각	0.2	0.2				0.1	0.1								
					재 활 용	16.9	0.8		0.1	0.2	0.2	0.3								
					해역배출	0.0	0.0													
		C	24	발 생 량		1,210.1	0.4	0.0	0.0	0.0	0.4	0.0	0.0	0.0	0.0	0.0	0.0	0.0	0.0	0.0
				처리방법	매 립	84.2	0.0													
					소 각	0.4	0.4				0.4									
					재 활 용	1,125.5	0.0													
					해역배출	0.0	0.0													

(단위:톤/일)

구분		업종		발생량 및 처리현황		불 연 성																
시도	시군구	대분류	중분류			소계	광재류	연소재	소각재	분진류	폐주물사 모래류	폐금속류	폐석회 석고류	폐촉매	폐흡착재폐흡수재	유리·도자기편류	무기성오니류				기타
																	폐수처리오니	공정오니	정수처리오니	하수처리오니	
강원	강릉시	소계		발 생 량		560.6	20.8	495.1	0.0	4.4	0.0	0.0	10.7	0.0	0.0	21.7	2.0	2.3	3.6	0.0	0.0
				처리방법	매 립	18.4	2.6			4.4			10.7					0.7			
					소 각	1.6											1.6				
					재 활 용	540.6	18.2	495.1								21.7	0.4	1.6	3.6		
					해역배출	0.0															
		C	10	발 생 량		7.0	2.6	0.0	0.0	4.4	0.0	0.0	0.0	0.0	0.0	0.0	0.0	0.0	0.0	0.0	0.0
				처리방법	매 립	7.0	2.6			4.4											
					소 각	0.0															
					재 활 용	0.0															
					해역배출	0.0															
		C	17	발 생 량		18.2	18.2	0.0	0.0	0.0	0.0	0.0	0.0	0.0	0.0	0.0	0.0	0.0	0.0	0.0	0.0
				처리방법	매 립	0.0															
					소 각	0.0															
					재 활 용	18.2	18.2														
					해역배출	0.0															
		C	23	발 생 량		12.3	0.0	0.0	0.0	0.0	0.0	0.0	10.7	0.0	0.0	0.0	0.0	1.6	0.0	0.0	0.0
				처리방법	매 립	10.7							10.7								
					소 각	0.0															
					재 활 용	1.6												1.6			
					해역배출	0.0															
		D		발 생 량		523.1	0.0	495.1	0.0	0.0	0.0	0.0	0.0	0.0	0.0	21.7	2.0	0.7	3.6	0.0	0.0
				처리방법	매 립	0.7												0.7			
					소 각	1.6											1.6				
					재 활 용	520.8		495.1								21.7	0.4		3.6		
					해역배출	0.0															
		E		발 생 량		0.0	0.0	0.0	0.0	0.0	0.0	0.0	0.0	0.0	0.0	0.0	0.0	0.0	0.0	0.0	0.0
				처리방법	매 립	0.0															
					소 각	0.0															
					재 활 용	0.0															
					해역배출	0.0															
		Q		발 생 량		0.0	0.0	0.0	0.0	0.0	0.0	0.0	0.0	0.0	0.0	0.0	0.0	0.0	0.0	0.0	0.0
				처리방법	매 립	0.0															
					소 각	0.0															
					재 활 용	0.0															
					해역배출	0.0															
	동해시	소계		발 생 량		3467.2	1106.7	2229.1	0.0	90.6	0.0	0.0	24.0	0.0	0.1	2.0	0.1	2.2	0.0	0.0	12.4
				처리방법	매 립	98.0	0.0	8.0	0.0	71.8	0.0	0.0	16.5	0.0	0.0	0.0	0.1	0.0	0.0	0.0	1.6
					소 각	0.0	0.0	0.0	0.0	0.0	0.0	0.0	0.0	0.0	0.0	0.0	0.0	0.0	0.0	0.0	0.0
					재 활 용	3369.2	1106.7	2221.1	0.0	18.8	0.0	0.0	7.5	0.0	0.1	2.0	0.0	2.2	0.0	0.0	10.8
					해역배출	0.0	0.0	0.0	0.0	0.0	0.0	0.0	0.0	0.0	0.0	0.0	0.0	0.0	0.0	0.0	0.0
		C	10	발 생 량		0.0	0.0	0.0	0.0	0.0	0.0	0.0	0.0	0.0	0.0	0.0	0.0	0.0	0.0	0.0	0.0
				처리방법	매 립	0.0															
					소 각	0.0															
					재 활 용	0.0															
					해역배출	0.0															
		C	23	발 생 량		21.4	0.0	0.0	0.0	0.0	0.0	0.0	9.3	0.0	0.0	0.0	0.0	2.2	0.0	0.0	9.9
				처리방법	매 립	5.3							4.1								1.2
					소 각	0.0															
					재 활 용	16.1							5.2					2.2			8.7
					해역배출	0.0															
		C	24	발 생 량		1209.7	1106.7	0.0	0.0	90.6	0.0	0.0	12.4	0.0	0.0	0.0	0.0	0.0	0.0	0.0	0.0
				처리방법	매 립	84.2				71.8			12.4								
					소 각	0.0															
					재 활 용	1125.5	1106.7			18.8											
					해역배출	0.0															

(단위:톤/일)

지역구분		업종		발생량 및 처리현황		총계	가 연 성														
시도	시군구	대분류	중분류				소계	폐지류	폐목재류	폐합성고분자화합물				유기성오니류				동식물성잔재물	폐식용유	기타
										폐섬유류	폐합성 수지	폐합성 고무	폐피혁	폐수처리오니	공정오니	정수 처리오니	하수 처리오니			
강원	동해시	C	26	발 생 량		2.9	2.8	0.0	0.2	0.0	1.7	0.9	0.0	0.0	0.0	0.0	0.0	0.0	0.0	0.0
				처리방법	매 립	0.0	0.0													
					소 각	1.3	1.3				0.5	0.8								
					재 활 용	1.6	1.5		0.2		1.2	0.1								
					해역배출	0.0	0.0													
		C	29	발 생 량		0.1	0.1	0.0	0.0	0.0	0.1	0.0	0.0	0.0	0.0	0.0	0.0	0.0	0.0	0.0
				처리방법	매 립	0.0	0.0													
					소 각	0.1	0.1				0.1									
					재 활 용	0.0	0.0													
					해역배출	0.0	0.0													
		D		발 생 량		2,233.1	0.7	0.1	0.0	0.0	0.6	0.0	0.0	0.0	0.0	0.0	0.0	0.0	0.0	0.0
				처리방법	매 립	8.3	0.0													
					소 각	0.7	0.7	0.1			0.6									
					재 활 용	2,224.1	0.0													
					해역배출	0.0	0.0													
		E		발 생 량		36.8	36.8	0.0	0.0	0.0	2.8	0.0	0.0	20.4	0.4	0.0	13.1	0.0	0.0	0.1
				처리방법	매 립	17.1	17.1							15.9	0.4		0.7			0.1
					소 각	0.0	0.0													
					재 활 용	19.7	19.7				2.8			4.5			12.4			
					해역배출	0.0	0.0													
		F		발 생 량		4.4	3.0	0.0	2.9	0.0	0.1	0.0	0.0	0.0	0.0	0.0	0.0	0.0	0.0	0.0
				처리방법	매 립	0.0	0.0													
					소 각	0.0	0.0													
					재 활 용	4.4	3.0		2.9		0.1									
					해역배출	0.0	0.0													
		G		발 생 량		0.2	0.2	0.0	0.0	0.1	0.1	0.0	0.0	0.0	0.0	0.0	0.0	0.0	0.0	0.0
				처리방법	매 립	0.0	0.0													
					소 각	0.2	0.2			0.1	0.1									
					재 활 용	0.0	0.0													
					해역배출	0.0	0.0													
		M		발 생 량		2.1	0.0	0.0	0.0	0.0	0.0	0.0	0.0	0.0	0.0	0.0	0.0	0.0	0.0	0.0
				처리방법	매 립	0.1	0.0													
					소 각	0.0	0.0													
					재 활 용	2.0	0.0													
					해역배출	0.0	0.0													
		O		발 생 량		0.4	0.3	0.0	0.2	0.0	0.1	0.0	0.0	0.0	0.0	0.0	0.0	0.0	0.0	0.0
				처리방법	매 립	0.1	0.0													
					소 각	0.3	0.3		0.2		0.1									
					재 활 용	0.0	0.0													
					해역배출	0.0	0.0													
		S		발 생 량		0.2	0.2	0.0	0.0	0.2	0.0	0.0	0.0	0.0	0.0	0.0	0.0	0.0	0.0	0.0
				처리방법	매 립	0.0	0.0													
					소 각	0.0	0.0													
					재 활 용	0.2	0.2			0.2										
					해역배출	0.0	0.0													
	태백시	소계		발 생 량		21.2	4.3	0.0	2.3	0.0	1.7	0.0	0.0	0.3	0.0	0.0	0.0	0.0	0.0	0.0
				처리방법	매 립	8.9	0.0	0.0	0.0	0.0	0.0	0.0	0.0	0.0	0.0	0.0	0.0	0.0	0.0	0.0
					소 각	1.4	1.4	0.0	0.0	0.0	1.4	0.0	0.0	0.0	0.0	0.0	0.0	0.0	0.0	0.0
					재 활 용	10.9	2.9	0.0	2.3	0.0	0.3	0.0	0.0	0.3	0.0	0.0	0.0	0.0	0.0	0.0
					해역배출	0.0	0.0	0.0	0.0	0.0	0.0	0.0	0.0	0.0	0.0	0.0	0.0	0.0	0.0	0.0
		B		발 생 량		3.3	0.0	0.0	0.0	0.0	0.0	0.0	0.0	0.0	0.0	0.0	0.0	0.0	0.0	0.0
				처리방법	매 립	0.0	0.0													
					소 각	0.0	0.0													
					재 활 용	3.3	0.0													
					해역배출	0.0	0.0													

(단위:톤/일)

구분		업종		발생량 및 처리현황		불 연 성															
시도	시군구	대분류	중분류			소계	광재류	연소재	소각재	분진류	폐주물사 모래류	폐금속류	폐석회 석고류	폐촉매	폐흡착재폐흡수재	유리·도자기편류	무기성오니류				기타
																	폐수처리오니	공정오니	정수처리오니	하수처리오니	
강원	동해시	C	26	발 생 량		0.1	0.0	0.0	0.0	0.0	0.0	0.0	0.0	0.0	0.1	0.0	0.0	0.0	0.0	0.0	0.0
				처리방법	매 립	0.0															
					소 각	0.0															
					재 활 용	0.1									0.1						
					해역배출	0.0															
		C	29	발 생 량		0.0	0.0	0.0	0.0	0.0	0.0	0.0	0.0	0.0	0.0	0.0	0.0	0.0	0.0	0.0	0.0
				처리방법	매 립	0.0															
					소 각	0.0															
					재 활 용	0.0															
					해역배출	0.0															
		D		발 생 량		2232.4	0.0	2229.1	0.0	0.0	0.0	0.0	2.3	0.0	0.0	0.0	0.1	0.0	0.0	0.0	0.9
				처리방법	매 립	8.3		8.0									0.1				0.2
					소 각	0.0															
					재 활 용	2224.1		2221.1					2.3								0.7
					해역배출	0.0															
		E		발 생 량		0.0	0.0	0.0	0.0	0.0	0.0	0.0	0.0	0.0	0.0	0.0	0.0	0.0	0.0	0.0	0.0
				처리방법	매 립	0.0															
					소 각	0.0															
					재 활 용	0.0															
					해역배출	0.0															
		F		발 생 량		1.4	0.0	0.0	0.0	0.0	0.0	0.0	0.0	0.0	0.0	0.0	0.0	0.0	0.0	0.0	1.4
				처리방법	매 립	0.0															
					소 각	0.0															
					재 활 용	1.4															1.4
					해역배출	0.0															
		G		발 생 량		0.0	0.0	0.0	0.0	0.0	0.0	0.0	0.0	0.0	0.0	0.0	0.0	0.0	0.0	0.0	0.0
				처리방법	매 립	0.0															
					소 각	0.0															
					재 활 용	0.0															
					해역배출	0.0															
		M		발 생 량		2.1	0.0	0.0	0.0	0.0	0.0	0.0	0.0	0.0	0.0	2.0	0.0	0.0	0.0	0.0	0.1
				처리방법	매 립	0.1															0.1
					소 각	0.0															
					재 활 용	2.0										2.0					
					해역배출	0.0															
		O		발 생 량		0.1	0.0	0.0	0.0	0.0	0.0	0.0	0.0	0.0	0.0	0.0	0.0	0.0	0.0	0.0	0.1
				처리방법	매 립	0.1															0.1
					소 각	0.0															
					재 활 용	0.0															
					해역배출	0.0															
		S		발 생 량		0.0	0.0	0.0	0.0	0.0	0.0	0.0	0.0	0.0	0.0	0.0	0.0	0.0	0.0	0.0	0.0
				처리방법	매 립	0.0															
					소 각	0.0															
					재 활 용	0.0															
					해역배출	0.0															
	태백시	소계		발 생 량		16.9	0.5	0.0	8.9	0.0	0.5	0.0	0.0	0.0	0.0	0.0	3.3	0.0	1.0	0.0	2.7
				처리방법	매 립	8.9	0.0	0.0	8.9	0.0	0.0	0.0	0.0	0.0	0.0	0.0	0.0	0.0	0.0	0.0	0.0
					소 각	0.0	0.0	0.0	0.0	0.0	0.0	0.0	0.0	0.0	0.0	0.0	0.0	0.0	0.0	0.0	0.0
					재 활 용	8.0	0.5	0.0	0.0	0.0	0.5	0.0	0.0	0.0	0.0	0.0	3.3	0.0	1.0	0.0	2.7
					해역배출	0.0	0.0	0.0	0.0	0.0	0.0	0.0	0.0	0.0	0.0	0.0	0.0	0.0	0.0	0.0	0.0
		B		발 생 량		3.3	0.0	0.0	0.0	0.0	0.0	0.0	0.0	0.0	0.0	0.0	3.3	0.0	0.0	0.0	0.0
				처리방법	매 립	0.0															
					소 각	0.0															
					재 활 용	3.3											3.3				
					해역배출	0.0															

(단위:톤/일)

지역구분		업종		발생량 및 처리현황		총계	가 연 성														
시도	시군구	대분류	중분류				소계	폐지류	폐목재류	폐합성고분자화합물				유기성오니류				동식물성잔재물	폐식용유	기타
										폐섬유류	폐합성 수지	폐합성 고무	폐피혁	폐수처리오니	공정오니	정수 처리오니	하수 처리오니			
강원	태백시	C	25	발 생 량		1.0	0.0	0.0	0.0	0.0	0.0	0.0	0.0	0.0	0.0	0.0	0.0	0.0	0.0	0.0
				처리방법	매 립	0.0	0.0													
					소 각	0.0	0.0													
					재 활 용	1.0	0.0													
					해역배출	0.0	0.0													
		D		발 생 량		1.0	0.0	0.0	0.0	0.0	0.0	0.0	0.0	0.0	0.0	0.0	0.0	0.0	0.0	0.0
				처리방법	매 립	0.0	0.0													
					소 각	0.0	0.0													
					재 활 용	1.0	0.0													
					해역배출	0.0	0.0													
		E		발 생 량		3.1	3.1	0.0	1.7	0.0	1.4	0.0	0.0	0.0	0.0	0.0	0.0	0.0	0.0	0.0
				처리방법	매 립	0.0	0.0													
					소 각	1.4	1.4				1.4									
					재 활 용	1.7	1.7		1.7											
					해역배출	0.0	0.0													
		O		발 생 량		8.9	0.0	0.0	0.0	0.0	0.0	0.0	0.0	0.0	0.0	0.0	0.0	0.0	0.0	0.0
				처리방법	매 립	8.9	0.0													
					소 각	0.0	0.0													
					재 활 용	0.0	0.0													
					해역배출	0.0	0.0													
		B		발 생 량		0.6	0.6	0.0	0.0	0.0	0.3	0.0	0.0	0.3	0.0	0.0	0.0	0.0	0.0	0.0
				처리방법	매 립	0.0	0.0													
					소 각	0.0	0.0													
					재 활 용	0.6	0.6				0.3			0.3						
					해역배출	0.0	0.0													
		C	33	발 생 량		0.7	0.0	0.0	0.0	0.0	0.0	0.0	0.0	0.0	0.0	0.0	0.0	0.0	0.0	0.0
				처리방법	매 립	0.0	0.0													
					소 각	0.0	0.0													
					재 활 용	0.7	0.0													
					해역배출	0.0	0.0													
		F		발 생 량		0.6	0.6	0.0	0.6	0.0	0.0	0.0	0.0	0.0	0.0	0.0	0.0	0.0	0.0	0.0
				처리방법	매 립	0.0	0.0													
					소 각	0.0	0.0													
					재 활 용	0.6	0.6		0.6											
					해역배출	0.0	0.0													
		D		발 생 량		2.0	0.0	0.0	0.0	0.0	0.0	0.0	0.0	0.0	0.0	0.0	0.0	0.0	0.0	0.0
				처리방법	매 립	0.0	0.0													
					소 각	0.0	0.0													
					재 활 용	2.0	0.0													
					해역배출	0.0	0.0													
	속초시	소계		발 생 량		4.2	4.2	0.0	0.0	0.0	0.0	0.0	0.0	0.0	0.0	0.0	0.0	3.7	0.0	0.5
				처리방법	매 립	0.6	0.6	0.0	0.0	0.0	0.0	0.0	0.0	0.0	0.0	0.0	0.0	0.6	0.0	0.0
					소 각	0.0	0.0	0.0	0.0	0.0	0.0	0.0	0.0	0.0	0.0	0.0	0.0	0.0	0.0	0.0
					재 활 용	3.6	3.6	0.0	0.0	0.0	0.0	0.0	0.0	0.0	0.0	0.0	0.0	3.1	0.0	0.5
					해역배출	0.0	0.0	0.0	0.0	0.0	0.0	0.0	0.0	0.0	0.0	0.0	0.0	0.0	0.0	0.0
		E		발 생 량		4.2	4.2	0.0	0.0	0.0	0.0	0.0	0.0	0.0	0.0	0.0	0.0	3.7	0.0	0.5
				처리방법	매 립	0.6	0.6											0.6		
					소 각	0.0	0.0													
					재 활 용	3.6	3.6											3.1		0.5
					해역배출	0.0	0.0							0.0						
	삼척시	소계		발 생 량		15.3	10.1	5.0	2.6	0.0	1.3	0.0	0.1	0.1	0.0	0.6	0.0	0.0	0.0	0.4
				처리방법	매 립	0.0	0.0	0.0	0.0	0.0	0.0	0.0	0.0	0.0	0.0	0.0	0.0	0.0	0.0	0.0
					소 각	0.0	0.0	0.0	0.0	0.0	0.0	0.0	0.0	0.0	0.0	0.0	0.0	0.0	0.0	0.0
					재 활 용	15.3	10.1	5.0	2.6	0.0	1.3	0.0	0.1	0.1	0.0	0.6	0.0	0.0	0.0	0.4
					해역배출	0.0	0.0	0.0	0.0	0.0	0.0	0.0	0.0	0.0	0.0	0.0	0.0	0.0	0.0	0.0

(단위:톤/일)

구분		업종		발생량 및 처리현황		불 연 성															
시도	시군구	대분류	중분류			소계	광재류	연소재	소각재	분진류	폐주물사 모래류	폐금속류	폐석회 석고류	폐촉매	폐흡착재폐흡수재	유리·도자기편류	무기성오니류				기타
																	폐수처리오니	공정오니	정수처리오니	하수처리오니	
강원	태백시	C	25	발 생 량		1.0	0.5	0.0	0.0	0.0	0.5	0.0	0.0	0.0	0.0	0.0	0.0	0.0	0.0	0.0	0.0
				처리방법	매 립	0.0															
					소 각	0.0															
					재 활 용	1.0	0.5				0.5										
					해역배출	0.0															
		D		발 생 량		1.0	0.0	0.0	0.0	0.0	0.0	0.0	0.0	0.0	0.0	0.0	0.0	0.0	1.0	0.0	0.0
				처리방법	매 립	0.0															
					소 각	0.0															
					재 활 용	1.0													1.0		
					해역배출	0.0															
		E		발 생 량		0.0	0.0	0.0	0.0	0.0	0.0	0.0	0.0	0.0	0.0	0.0	0.0	0.0	0.0	0.0	0.0
				처리방법	매 립	0.0															
					소 각	0.0															
					재 활 용	0.0															
					해역배출	0.0															
		O		발 생 량		8.9	0.0	0.0	8.9	0.0	0.0	0.0	0.0	0.0	0.0	0.0	0.0	0.0	0.0	0.0	0.0
				처리방법	매 립	8.9			8.9												
					소 각	0.0															
					재 활 용	0.0															
					해역배출	0.0															
		B		발 생 량		0.0	0.0	0.0	0.0	0.0	0.0	0.0	0.0	0.0	0.0	0.0	0.0	0.0	0.0	0.0	0.0
				처리방법	매 립	0.0															
					소 각	0.0															
					재 활 용	0.0															
					해역배출	0.0															
		C	33	발 생 량		0.7	0.0	0.0	0.0	0.0	0.0	0.0	0.0	0.0	0.0	0.0	0.0	0.0	0.0	0.0	0.7
				처리방법	매 립	0.0															
					소 각	0.0															
					재 활 용	0.7															0.7
					해역배출	0.0															
		F		발 생 량		0.0	0.0	0.0	0.0	0.0	0.0	0.0	0.0	0.0	0.0	0.0	0.0	0.0	0.0	0.0	0.0
				처리방법	매 립	0.0															
					소 각	0.0															
					재 활 용	0.0															
					해역배출	0.0															
		D		발 생 량		2.0	0.0	0.0	0.0	0.0	0.0	0.0	0.0	0.0	0.0	0.0	0.0	0.0	0.0	0.0	2.0
				처리방법	매 립	0.0															
					소 각	0.0															
					재 활 용	2.0															2.0
					해역배출	0.0															
	속초시	소계		발 생 량		0.0	0.0	0.0	0.0	0.0	0.0	0.0	0.0	0.0	0.0	0.0	0.0	0.0	0.0	0.0	0.0
				처리방법	매 립	0.0	0.0	0.0	0.0	0.0	0.0	0.0	0.0	0.0	0.0	0.0	0.0	0.0	0.0	0.0	0.0
					소 각	0.0	0.0	0.0	0.0	0.0	0.0	0.0	0.0	0.0	0.0	0.0	0.0	0.0	0.0	0.0	0.0
					재 활 용	0.0	0.0	0.0	0.0	0.0	0.0	0.0	0.0	0.0	0.0	0.0	0.0	0.0	0.0	0.0	0.0
					해역배출	0.0	0.0	0.0	0.0	0.0	0.0	0.0	0.0	0.0	0.0	0.0	0.0	0.0	0.0	0.0	0.0
		E		발 생 량		0.0	0.0	0.0	0.0	0.0	0.0	0.0	0.0	0.0	0.0	0.0	0.0	0.0	0.0	0.0	0.0
				처리방법	매 립	0.0															
					소 각	0.0															
					재 활 용	0.0															
					해역배출	0.0															
	삼척시	소계		발 생 량		5.2	2.6	0.0	0.0	0.0	0.0	0.0	0.0	0.0	0.0	0.0	0.0	0.0	0.0	0.5	2.1
				처리방법	매 립	0.0	0.0	0.0	0.0	0.0	0.0	0.0	0.0	0.0	0.0	0.0	0.0	0.0	0.0	0.0	0.0
					소 각	0.0	0.0	0.0	0.0	0.0	0.0	0.0	0.0	0.0	0.0	0.0	0.0	0.0	0.0	0.0	0.0
					재 활 용	5.2	2.6	0.0	0.0	0.0	0.0	0.0	0.0	0.0	0.0	0.0	0.0	0.0	0.0	0.5	2.1
					해역배출	0.0	0.0	0.0	0.0	0.0	0.0	0.0	0.0	0.0	0.0	0.0	0.0	0.0	0.0	0.0	0.0

(단위:톤/일)

지역구분		업종		발생량 및 처리현황		총계	가 연 성														
시도	시군구	대분류	중분류				소계	폐지류	폐목재류	폐합성고분자화합물				유기성오니류				동식물성잔재물	폐식용유	기타
										폐섬유류	폐합성 수지	폐합성 고무	폐피혁	폐수처리오니	공정오니	정수 처리오니	하수 처리오니			
강원	삼척시	C	23	발 생 량		15.3	10.1	5.0	2.6	0.0	1.3	0.0	0.1	0.1	0.0	0.6	0.0	0.0	0.0	0.4
				처리방법	매 립	0.0	0.0													
					소 각	0.0	0.0													
					재 활 용	15.3	10.1	5.0	2.6		1.3		0.1	0.1		0.6				0.4
					해역배출	0.0	0.0													
	홍천군	소계		발 생 량		134.9	110.5	0.0	0.1	0.0	3.7	0.3	0.0	45.1	38.6	0.0	22.7	0.0	0.0	0.0
				처리방법	매 립	8.6	1.5	0.0	0.0	0.0	0.0	0.0	0.0	0.0	0.0	0.0	1.5	0.0	0.0	0.0
					소 각	14.7	14.7	0.0	0.1	0.0	2.8	0.0	0.0	0.0	0.0	0.0	11.8	0.0	0.0	0.0
					재 활 용	99.8	82.5	0.0	0.0	0.0	0.9	0.3	0.0	33.3	38.6	0.0	9.4	0.0	0.0	0.0
					해역배출	11.8	11.8	0.0	0.0	0.0	0.0	0.0	0.0	11.8	0.0	0.0	0.0	0.0	0.0	0.0
		A		발 생 량		0.0	0.0	0.0	0.0	0.0	0.0	0.0	0.0	0.0	0.0	0.0	0.0	0.0	0.0	0.0
				처리방법	매 립	0.0	0.0													
					소 각	0.0	0.0													
					재 활 용	0.0	0.0													
					해역배출	0.0	0.0													
		C	11	발 생 량		101.4	84.4	0.0	0.0	0.0	0.7	0.0	0.0	45.1	38.6	0.0	0.0	0.0	0.0	0.0
				처리방법	매 립	0.0	0.0													
					소 각	0.3	0.3				0.3									
					재 활 용	89.3	72.3				0.4			33.3	38.6					
					해역배출	11.8	11.8							11.8						
		E		발 생 량		30.5	23.8	0.0	0.1	0.0	3.0	0.3	0.0	0.0	0.0	0.0	20.4	0.0	0.0	0.0
				처리방법	매 립	8.2	1.5										1.5			
					소 각	14.4	14.4		0.1		2.5						11.8			
					재 활 용	7.9	7.9				0.5	0.3					7.1			
					해역배출	0.0	0.0													
		I		발 생 량		3.0	2.3	0.0	0.0	0.0	0.0	0.0	0.0	0.0	0.0	0.0	2.3	0.0	0.0	0.0
				처리방법	매 립	0.4	0.0													
					소 각	0.0	0.0													
					재 활 용	2.6	2.3										2.3			
					해역배출	0.0	0.0													
	횡성군	소계		발 생 량		28.4	19.0	0.0	4.9	0.0	0.6	0.0	0.0	8.6	4.0	0.0	0.0	0.5	0.0	0.4
				처리방법	매 립	4.5	2.8	0.0	0.0	0.0	0.1	0.0	0.0	2.7	0.0	0.0	0.0	0.0	0.0	0.0
					소 각	0.4	0.4	0.0	0.0	0.0	0.0	0.0	0.0	0.0	0.0	0.0	0.0	0.0	0.0	0.4
					재 활 용	23.5	15.8	0.0	4.9	0.0	0.5	0.0	0.0	5.9	4.0	0.0	0.0	0.5	0.0	0.0
					해역배출	0.0	0.0	0.0	0.0	0.0	0.0	0.0	0.0	0.0	0.0	0.0	0.0	0.0	0.0	0.0
		C	10	발 생 량		28.4	19.0	0.0	4.9	0.0	0.6	0.0	0.0	8.6	4.0	0.0	0.0	0.5	0.0	0.4
				처리방법	매 립	4.5	2.8				0.1			2.7						
					소 각	0.4	0.4													0.4
					재 활 용	23.5	15.8		4.9		0.5			5.9	4.0			0.5		
					해역배출	0.0	0.0													
	영월군	소계		발 생 량		155.2	10.5	0.0	0.0	0.0	2.1	0.1	0.0	0.6	0.0	0.0	6.8	0.9	0.0	0.0
				처리방법	매 립	11.4	0.0	0.0	0.0	0.0	0.0	0.0	0.0	0.0	0.0	0.0	0.0	0.0	0.0	0.0
					소 각	1.9	1.9	0.0	0.0	0.0	1.9	0.0	0.0	0.0	0.0	0.0	0.0	0.0	0.0	0.0
					재 활 용	141.9	8.6	0.0	0.0	0.0	0.2	0.1	0.0	0.6	0.0	0.0	6.8	0.9	0.0	0.0
					해역배출	0.0	0.0	0.0	0.0	0.0	0.0	0.0	0.0	0.0	0.0	0.0	0.0	0.0	0.0	0.0
		B		발 생 량		46.1	0.0	0.0	0.0	0.0	0.0	0.0	0.0	0.0	0.0	0.0	0.0	0.0	0.0	0.0
				처리방법	매 립	0.0	0.0													
					소 각	0.0	0.0													
					재 활 용	46.1	0.0													
					해역배출	0.0	0.0													
		C	10	발 생 량		0.9	0.9	0.0	0.0	0.0	0.0	0.0	0.0	0.0	0.0	0.0	0.0	0.9	0.0	0.0
				처리방법	매 립	0.0	0.0													
					소 각	0.0	0.0													
					재 활 용	0.9	0.9											0.9		
					해역배출	0.0	0.0													

(단위:톤/일)

구분		업종		발생량 및 처리현황	불 연 성															
시도	시군구	대분류	중분류		소계	광재류	연소재	소각재	분진류	폐주물사 모래류	폐금속류	폐석회 석고류	폐촉매	폐흡착재폐흡수재	유리·도자기편류	무기성오니류				기타
																폐수처리오니	공정오니	정수처리오니	하수처리오니	
강원	삼척시	C	23	발 생 량	5.2	2.6	0.0	0.0	0.0	0.0	0.0	0.0	0.0	0.0	0.0	0.0	0.0	0.0	0.5	2.1
				처리방법 매 립	0.0															
				처리방법 소 각	0.0															
				처리방법 재 활 용	5.2	2.6													0.5	2.1
				처리방법 해역배출	0.0															
	홍천군	소계		발 생 량	24.4	0.0	0.0	1.4	0.0	0.0	0.0	0.0	0.0	0.7	17.0	0.0	5.3	0.0	0.0	0.0
				처리방법 매 립	7.1	0.0	0.0	1.4	0.0	0.0	0.0	0.0	0.0	0.4	0.0	0.0	5.3	0.0	0.0	0.0
				처리방법 소 각	0.0	0.0	0.0	0.0	0.0	0.0	0.0	0.0	0.0	0.0	0.0	0.0	0.0	0.0	0.0	0.0
				처리방법 재 활 용	17.3	0.0	0.0	0.0	0.0	0.0	0.0	0.0	0.0	0.3	17.0	0.0	0.0	0.0	0.0	0.0
				처리방법 해역배출	0.0	0.0	0.0	0.0	0.0	0.0	0.0	0.0	0.0	0.0	0.0	0.0	0.0	0.0	0.0	0.0
		A		발 생 량	0.0	0.0	0.0	0.0	0.0	0.0	0.0	0.0	0.0	0.0	0.0	0.0	0.0	0.0	0.0	0.0
				처리방법 매 립	0.0															
				처리방법 소 각	0.0															
				처리방법 재 활 용	0.0															
				처리방법 해역배출	0.0															
		C	11	발 생 량	17.0	0.0	0.0	0.0	0.0	0.0	0.0	0.0	0.0	0.0	17.0	0.0	0.0	0.0	0.0	0.0
				처리방법 매 립	0.0															
				처리방법 소 각	0.0															
				처리방법 재 활 용	17.0										17.0					
				처리방법 해역배출	0.0															
		E		발 생 량	6.7	0.0	0.0	1.4	0.0	0.0	0.0	0.0	0.0	0.0	0.0	0.0	5.3	0.0	0.0	0.0
				처리방법 매 립	6.7			1.4									5.3			
				처리방법 소 각	0.0															
				처리방법 재 활 용	0.0															
				처리방법 해역배출	0.0															
		I		발 생 량	0.7	0.0	0.0	0.0	0.0	0.0	0.0	0.0	0.0	0.7	0.0	0.0	0.0	0.0	0.0	0.0
				처리방법 매 립	0.4									0.4						
				처리방법 소 각	0.0															
				처리방법 재 활 용	0.3									0.3						
				처리방법 해역배출	0.0															
	횡성군	소계		발 생 량	9.4	0.3	0.0	0.0	0.2	0.0	0.0	0.0	0.0	0.1	1.7	0.8	0.1	2.2	3.7	0.3
				처리방법 매 립	1.7	0.3	0.0	0.0	0.2	0.0	0.0	0.0	0.0	0.0	0.0	0.8	0.0	0.0	0.1	0.3
				처리방법 소 각	0.0	0.0	0.0	0.0	0.0	0.0	0.0	0.0	0.0	0.0	0.0	0.0	0.0	0.0	0.0	0.0
				처리방법 재 활 용	7.7	0.0	0.0	0.0	0.0	0.0	0.0	0.0	0.0	0.1	1.7	0.0	0.1	2.2	3.6	0.0
				처리방법 해역배출	0.0	0.0	0.0	0.0	0.0	0.0	0.0	0.0	0.0	0.0	0.0	0.0	0.0	0.0	0.0	0.0
		C	10	발 생 량	9.4	0.3	0.0	0.0	0.2	0.0	0.0	0.0	0.0	0.1	1.7	0.8	0.1	2.2	3.7	0.3
				처리방법 매 립	1.7	0.3			0.2							0.8			0.1	0.3
				처리방법 소 각	0.0															
				처리방법 재 활 용	7.7									0.1	1.7		0.1	2.2	3.6	
				처리방법 해역배출	0.0															
	영월군	소계		발 생 량	144.7	0.0	0.0	0.0	11.0	0.0	0.0	0.0	0.0	0.0	0.0	0.0	131.5	0.0	0.0	2.2
				처리방법 매 립	11.4	0.0	0.0	0.0	11.0	0.0	0.0	0.0	0.0	0.0	0.0	0.0	0.0	0.0	0.0	0.4
				처리방법 소 각	0.0	0.0	0.0	0.0	0.0	0.0	0.0	0.0	0.0	0.0	0.0	0.0	0.0	0.0	0.0	0.0
				처리방법 재 활 용	133.3	0.0	0.0	0.0	0.0	0.0	0.0	0.0	0.0	0.0	0.0	0.0	131.5	0.0	0.0	1.8
				처리방법 해역배출	0.0	0.0	0.0	0.0	0.0	0.0	0.0	0.0	0.0	0.0	0.0	0.0	0.0	0.0	0.0	0.0
		B		발 생 량	46.1	0.0	0.0	0.0	0.0	0.0	0.0	0.0	0.0	0.0	0.0	0.0	46.1	0.0	0.0	0.0
				처리방법 매 립	0.0															
				처리방법 소 각	0.0															
				처리방법 재 활 용	46.1												46.1			
				처리방법 해역배출	0.0															
		C	10	발 생 량	0.0	0.0	0.0	0.0	0.0	0.0	0.0	0.0	0.0	0.0	0.0	0.0	0.0	0.0	0.0	0.0
				처리방법 매 립	0.0															
				처리방법 소 각	0.0															
				처리방법 재 활 용	0.0															
				처리방법 해역배출	0.0															

(단위:톤/일)

지역구분		업종		발생량 및 처리현황		총계	가 연 성														
시도	시군구	대분류	중분류				소계	폐지류	폐목재류	폐합성고분자화합물				유기성오니류				동식물성잔재물	폐식용유	기타
										폐섬유류	폐합성 수지	폐합성 고무	폐피혁	폐수처리오니	공정오니	정수 처리오니	하수 처리오니			
강원	영월군	C	22	발 생 량		0.1	0.1	0.0	0.0	0.0	0.0	0.1	0.0	0.0	0.0	0.0	0.0	0.0	0.0	0.0
				처리방법	매 립	0.0	0.0													
					소 각	0.0	0.0													
					재 활 용	0.1	0.1					0.1								
					해역배출	0.0	0.0													
		C	23	발 생 량		98.2	0.0	0.0	0.0	0.0	0.0	0.0	0.0	0.0	0.0	0.0	0.0	0.0	0.0	0.0
				처리방법	매 립	11.0	0.0													
					소 각	0.0	0.0													
					재 활 용	87.2	0.0													
					해역배출	0.0	0.0													
		D		발 생 량		0.2	0.2	0.0	0.0	0.0	0.2	0.0	0.0	0.0	0.0	0.0	0.0	0.0	0.0	0.0
				처리방법	매 립	0.0	0.0													
					소 각	0.0	0.0													
					재 활 용	0.2	0.2				0.2									
					해역배출	0.0	0.0													
		E		발 생 량		9.7	9.3	0.0	0.0	0.0	1.9	0.0	0.0	0.6	0.0	0.0	6.8	0.0	0.0	0.0
				처리방법	매 립	0.4	0.0													
					소 각	1.9	1.9				1.9									
					재 활 용	7.4	7.4							0.6			6.8			
					해역배출	0.0	0.0													
	평창군	소계		발 생 량		43.8	27.6	0.0	6.7	0.4	7.5	0.0	0.0	0.2	0.0	0.0	10.5	1.9	0.0	0.4
				처리방법	매 립	13.7	0.2	0.0	0.0	0.0	0.0	0.0	0.0	0.0	0.0	0.0	0.0	0.0	0.0	0.2
					소 각	0.3	0.3	0.0	0.1	0.0	0.0	0.0	0.0	0.0	0.0	0.0	0.0	0.0	0.0	0.2
					재 활 용	29.8	27.1	0.0	6.6	0.4	7.5	0.0	0.0	0.2	0.0	0.0	10.5	1.9	0.0	0.0
					해역배출	0.0	0.0	0.0	0.0	0.0	0.0	0.0	0.0	0.0	0.0	0.0	0.0	0.0	0.0	0.0
		C	10	발 생 량		0.2	0.2	0.0	0.0	0.0	0.0	0.0	0.0	0.0	0.0	0.0	0.0	0.2	0.0	0.0
				처리방법	매 립	0.0	0.0													
					소 각	0.0	0.0													
					재 활 용	0.2	0.2											0.2		
					해역배출	0.0	0.0													
		D		발 생 량		2.0	0.2	0.0	0.0	0.0	0.0	0.0	0.0	0.0	0.0	0.0	0.0	0.0	0.0	0.2
				처리방법	매 립	0.1	0.1													0.1
					소 각	0.1	0.1													0.1
					재 활 용	1.8	0.0													
					해역배출	0.0	0.0													
		E		발 생 량		34.3	19.9	0.0	1.3	0.4	7.5	0.0	0.0	0.0	0.0	0.0	10.5	0.0	0.0	0.2
				처리방법	매 립	13.6	0.1													0.1
					소 각	0.2	0.2		0.1											0.1
					재 활 용	20.5	19.6		1.2	0.4	7.5						10.5			
					해역배출	0.0	0.0													
		G		발 생 량		1.6	1.6	0.0	0.0	0.0	0.0	0.0	0.0	0.2	0.0	0.0	0.0	1.4	0.0	0.0
				처리방법	매 립	0.0	0.0													
					소 각	0.0	0.0													
					재 활 용	1.6	1.6							0.2				1.4		
					해역배출	0.0	0.0													
		R		발 생 량		0.3	0.3	0.0	0.0	0.0	0.0	0.0	0.0	0.0	0.0	0.0	0.0	0.3	0.0	0.0
				처리방법	매 립	0.0	0.0													
					소 각	0.0	0.0													
					재 활 용	0.3	0.3											0.3		
					해역배출	0.0	0.0													
		T		발 생 량		5.4	5.4	0.0	5.4	0.0	0.0	0.0	0.0	0.0	0.0	0.0	0.0	0.0	0.0	0.0
				처리방법	매 립	0.0	0.0													
					소 각	0.0	0.0													
					재 활 용	5.4	5.4		5.4											
					해역배출	0.0	0.0													

(단위:톤/일)

구분		업종		발생량 및 처리현황		불 연 성															
시도	시군구	대분류	중분류			소계	광재류	연소재	소각재	분진류	폐주물사 모래류	폐금속류	폐석회 석고류	폐촉매	폐흡착재폐흡수재	유리·도자기편류	무기성오니류				기타
																	폐수처리오니	공정오니	정수처리오니	하수처리오니	
강원	영월군	C	22	발 생 량		0.0	0.0	0.0	0.0	0.0	0.0	0.0	0.0	0.0	0.0	0.0	0.0	0.0	0.0	0.0	0.0
				처리방법	매 립	0.0															
					소 각	0.0															
					재 활 용	0.0															
					해역배출	0.0															
		C	23	발 생 량		98.2	0.0	0.0	0.0	11.0	0.0	0.0	0.0	0.0	0.0	0.0	0.0	85.4	0.0	0.0	1.8
				처리방법	매 립	11.0				11.0											
					소 각	0.0															
					재 활 용	87.2												85.4			1.8
					해역배출	0.0															
		D		발 생 량		0.0	0.0	0.0	0.0	0.0	0.0	0.0	0.0	0.0	0.0	0.0	0.0	0.0	0.0	0.0	0.0
				처리방법	매 립	0.0															
					소 각	0.0															
					재 활 용	0.0															
					해역배출	0.0															
		E		발 생 량		0.4	0.0	0.0	0.0	0.0	0.0	0.0	0.0	0.0	0.0	0.0	0.0	0.0	0.0	0.0	0.4
				처리방법	매 립	0.4															0.4
					소 각	0.0															
					재 활 용	0.0															
					해역배출	0.0															
	평창군	소계		발 생 량		16.2	0.0	0.0	3.3	0.0	3.7	0.0	0.0	0.0	0.0	0.0	0.0	0.0	0.0	0.0	9.2
				처리방법	매 립	13.5	0.0	0.0	3.3	0.0	3.7	0.0	0.0	0.0	0.0	0.0	0.0	0.0	0.0	0.0	6.5
					소 각	0.0	0.0	0.0	0.0	0.0	0.0	0.0	0.0	0.0	0.0	0.0	0.0	0.0	0.0	0.0	0.0
					재 활 용	2.7	0.0	0.0	0.0	0.0	0.0	0.0	0.0	0.0	0.0	0.0	0.0	0.0	0.0	0.0	2.7
					해역배출	0.0	0.0	0.0	0.0	0.0	0.0	0.0	0.0	0.0	0.0	0.0	0.0	0.0	0.0	0.0	0.0
		C	10	발 생 량		0.0	0.0	0.0	0.0	0.0	0.0	0.0	0.0	0.0	0.0	0.0	0.0	0.0	0.0	0.0	0.0
				처리방법	매 립	0.0															
					소 각	0.0															
					재 활 용	0.0															
					해역배출	0.0															
		D		발 생 량		1.8	0.0	0.0	0.0	0.0	0.0	0.0	0.0	0.0	0.0	0.0	0.0	0.0	0.0	0.0	1.8
				처리방법	매 립	0.0															
					소 각	0.0															
					재 활 용	1.8															1.8
					해역배출	0.0															
		E		발 생 량		14.4	0.0	0.0	3.3	0.0	3.7	0.0	0.0	0.0	0.0	0.0	0.0	0.0	0.0	0.0	7.4
				처리방법	매 립	13.5			3.3		3.7										6.5
					소 각	0.0															
					재 활 용	0.9															0.9
					해역배출	0.0															
		G		발 생 량		0.0	0.0	0.0	0.0	0.0	0.0	0.0	0.0	0.0	0.0	0.0	0.0	0.0	0.0	0.0	0.0
				처리방법	매 립	0.0															
					소 각	0.0															
					재 활 용	0.0															
					해역배출	0.0															
		R		발 생 량		0.0	0.0	0.0	0.0	0.0	0.0	0.0	0.0	0.0	0.0	0.0	0.0	0.0	0.0	0.0	0.0
				처리방법	매 립	0.0															
					소 각	0.0															
					재 활 용	0.0															
					해역배출	0.0															
		T		발 생 량		0.0	0.0	0.0	0.0	0.0	0.0	0.0	0.0	0.0	0.0	0.0	0.0	0.0	0.0	0.0	0.0
				처리방법	매 립	0.0															
					소 각	0.0															
					재 활 용	0.0															
					해역배출	0.0															

(단위:톤/일)

지역구분		업종		발생량 및 처리현황		총계	가 연 성													
시도	시군구	대분류	중분류				소계	폐지류	폐목재류	폐합성고분자화합물				유기성오니류				동식물성잔재물	폐식용유	기타
										폐섬유류	폐합성 수지	폐합성 고무	폐피혁	폐수처리오니	공정오니	정수 처리오니	하수 처리오니			
강원	정선군	소계		발 생 량		49.5	5.5	0.0	0.0	0.0	1.5	0.0	0.0	0.0	3.0	0.0	1.0	0.0	0.0	0.0
				처리방법	매 립	5.1	3.0	0.0	0.0	0.0	0.0	0.0	0.0	0.0	3.0	0.0	0.0	0.0	0.0	0.0
					소 각	1.1	1.1	0.0	0.0	0.0	1.1	0.0	0.0	0.0	0.0	0.0	0.0	0.0	0.0	0.0
					재 활 용	43.3	1.4	0.0	0.0	0.0	0.4	0.0	0.0	0.0	0.0	0.0	1.0	0.0	0.0	0.0
					해역배출	0.0	0.0	0.0	0.0	0.0	0.0	0.0	0.0	0.0	0.0	0.0	0.0	0.0	0.0	0.0
		B		발 생 량		1.0	0.0	0.0	0.0	0.0	0.0	0.0	0.0	0.0	0.0	0.0	0.0	0.0	0.0	0.0
				처리방법	매 립	1.0	0.0													
					소 각	0.0	0.0													
					재 활 용	0.0	0.0													
					해역배출	0.0	0.0													
		C	23	발 생 량		40.2	0.1	0.0	0.0	0.0	0.1	0.0	0.0	0.0	0.0	0.0	0.0	0.0	0.0	0.0
				처리방법	매 립	0.2	0.0													
					소 각	0.0	0.0													
					재 활 용	40.0	0.1				0.1									
					해역배출	0.0	0.0													
		D		발 생 량		1.0	0.0	0.0	0.0	0.0	0.0	0.0	0.0	0.0	0.0	0.0	0.0	0.0	0.0	0.0
				처리방법	매 립	0.0	0.0													
					소 각	0.0	0.0													
					재 활 용	1.0	0.0													
					해역배출	0.0	0.0													
		E		발 생 량		2.4	2.4	0.0	0.0	0.0	1.4	0.0	0.0	0.0	0.0	0.0	1.0	0.0	0.0	0.0
				처리방법	매 립	0.0	0.0													
					소 각	1.1	1.1				1.1									
					재 활 용	1.3	1.3				0.3						1.0			
					해역배출	0.0	0.0													
		I		발 생 량		3.9	3.0	0.0	0.0	0.0	0.0	0.0	0.0	0.0	3.0	0.0	0.0	0.0	0.0	0.0
				처리방법	매 립	3.9	3.0								3.0					
					소 각	0.0	0.0													
					재 활 용	0.0	0.0													
					해역배출	0.0	0.0													
		L		발 생 량		1.0	0.0	0.0	0.0	0.0	0.0	0.0	0.0	0.0	0.0	0.0	0.0	0.0	0.0	0.0
				처리방법	매 립	0.0	0.0													
					소 각	0.0	0.0													
					재 활 용	1.0	0.0													
					해역배출	0.0	0.0													
	철원군	소계		발 생 량		19.7	17.3	0.0	0.0	0.0	0.0	0.0	0.0	16.8	0.0	0.0	0.0	0.5	0.0	0.0
				처리방법	매 립	0.4	0.4	0.0	0.0	0.0	0.0	0.0	0.0	0.0	0.0	0.0	0.0	0.4	0.0	0.0
					소 각	0.0	0.0	0.0	0.0	0.0	0.0	0.0	0.0	0.0	0.0	0.0	0.0	0.0	0.0	0.0
					재 활 용	19.3	16.9	0.0	0.0	0.0	0.0	0.0	0.0	16.8	0.0	0.0	0.0	0.1	0.0	0.0
					해역배출	0.0	0.0	0.0	0.0	0.0	0.0	0.0	0.0	0.0	0.0	0.0	0.0	0.0	0.0	0.0
		C	10	발 생 량		0.4	0.4	0.0	0.0	0.0	0.0	0.0	0.0	0.0	0.0	0.0	0.0	0.4	0.0	0.0
				처리방법	매 립	0.4	0.4											0.4		
					소 각	0.0	0.0													
					재 활 용	0.0	0.0													
					해역배출	0.0	0.0													
		C	33	발 생 량		2.4	0.0	0.0	0.0	0.0	0.0	0.0	0.0	0.0	0.0	0.0	0.0	0.0	0.0	0.0
				처리방법	매 립	0.0	0.0													
					소 각	0.0	0.0													
					재 활 용	2.4	0.0													
					해역배출	0.0	0.0													
		G		발 생 량		0.3	0.3	0.0	0.0	0.0	0.0	0.0	0.0	0.2	0.0	0.0	0.0	0.1	0.0	0.0
				처리방법	매 립	0.0	0.0													
					소 각	0.0	0.0													
					재 활 용	0.3	0.3							0.2				0.1		
					해역배출	0.0	0.0													

(단위:톤/일)

구분		업종		발생량 및 처리현황		불 연 성															
시도	시군구	대분류	중분류			소계	광재류	연소재	소각재	분진류	폐주물사 모래류	폐금속류	폐석회 석고류	폐촉매	폐흡착재폐흡수재	유리·도자기편류	무기성오니류				기타
																	폐수처리오니	공정오니	정수처리오니	하수처리오니	
강원	정선군	소계		발 생 량		44.0	39.9	0.0	0.0	1.0	0.0	0.0	0.2	0.0	0.0	0.0	0.0	1.9	0.0	0.0	1.0
				처리방법	매 립	2.1	0.0	0.0	0.0	1.0	0.0	0.0	0.2	0.0	0.0	0.0	0.0	0.9	0.0	0.0	0.0
					소 각	0.0	0.0	0.0	0.0	0.0	0.0	0.0	0.0	0.0	0.0	0.0	0.0	0.0	0.0	0.0	0.0
					재 활 용	41.9	39.9	0.0	0.0	0.0	0.0	0.0	0.0	0.0	0.0	0.0	0.0	1.0	0.0	0.0	1.0
					해역배출	0.0	0.0	0.0	0.0	0.0	0.0	0.0	0.0	0.0	0.0	0.0	0.0	0.0	0.0	0.0	0.0
		B		발 생 량		1.0	0.0	0.0	0.0	1.0	0.0	0.0	0.0	0.0	0.0	0.0	0.0	0.0	0.0	0.0	0.0
				처리방법	매 립	1.0				1.0											
					소 각	0.0															
					재 활 용	0.0															
					해역배출	0.0															
		C	23	발 생 량		40.1	39.9	0.0	0.0	0.0	0.0	0.0	0.2	0.0	0.0	0.0	0.0	0.0	0.0	0.0	0.0
				처리방법	매 립	0.2							0.2								
					소 각	0.0															
					재 활 용	39.9	39.9														
					해역배출	0.0															
		D		발 생 량		1.0	0.0	0.0	0.0	0.0	0.0	0.0	0.0	0.0	0.0	0.0	0.0	0.0	0.0	0.0	1.0
				처리방법	매 립	0.0															
					소 각	0.0															
					재 활 용	1.0															1.0
					해역배출	0.0															
		E		발 생 량		0.0	0.0	0.0	0.0	0.0	0.0	0.0	0.0	0.0	0.0	0.0	0.0	0.0	0.0	0.0	0.0
				처리방법	매 립	0.0															
					소 각	0.0															
					재 활 용	0.0															
					해역배출	0.0															
		I		발 생 량		0.9	0.0	0.0	0.0	0.0	0.0	0.0	0.0	0.0	0.0	0.0	0.0	0.9	0.0	0.0	0.0
				처리방법	매 립	0.9												0.9			
					소 각	0.0															
					재 활 용	0.0															
					해역배출	0.0															
		L		발 생 량		1.0	0.0	0.0	0.0	0.0	0.0	0.0	0.0	0.0	0.0	0.0	0.0	1.0	0.0	0.0	0.0
				처리방법	매 립	0.0															
					소 각	0.0															
					재 활 용	1.0												1.0			
					해역배출	0.0															
	철원군	소계		발 생 량		2.4	0.0	0.0	0.0	0.0	0.0	0.0	0.0	0.0	0.0	0.0	0.0	0.0	0.0	0.0	2.4
				처리방법	매 립	0.0	0.0	0.0	0.0	0.0	0.0	0.0	0.0	0.0	0.0	0.0	0.0	0.0	0.0	0.0	0.0
					소 각	0.0	0.0	0.0	0.0	0.0	0.0	0.0	0.0	0.0	0.0	0.0	0.0	0.0	0.0	0.0	0.0
					재 활 용	2.4	0.0	0.0	0.0	0.0	0.0	0.0	0.0	0.0	0.0	0.0	0.0	0.0	0.0	0.0	2.4
					해역배출	0.0	0.0	0.0	0.0	0.0	0.0	0.0	0.0	0.0	0.0	0.0	0.0	0.0	0.0	0.0	0.0
		C	10	발 생 량		0.0	0.0	0.0	0.0	0.0	0.0	0.0	0.0	0.0	0.0	0.0	0.0	0.0	0.0	0.0	0.0
				처리방법	매 립	0.0															
					소 각	0.0															
					재 활 용	0.0															
					해역배출	0.0															
		C	33	발 생 량		2.4	0.0	0.0	0.0	0.0	0.0	0.0	0.0	0.0	0.0	0.0	0.0	0.0	0.0	0.0	2.4
				처리방법	매 립	0.0															
					소 각	0.0															
					재 활 용	2.4															2.4
					해역배출	0.0															
		G		발 생 량		0.0	0.0	0.0	0.0	0.0	0.0	0.0	0.0	0.0	0.0	0.0	0.0	0.0	0.0	0.0	0.0
				처리방법	매 립	0.0															
					소 각	0.0															
					재 활 용	0.0															
					해역배출	0.0															

(단위:톤/일)

지역구분		업종		발생량 및 처리현황		총계	가 연 성														
시도	시군구	대분류	중분류				소계	폐지류	폐목재류	폐합성고분자화합물				유기성오니류				동식물성잔재물	폐식용유	기타
										폐섬유류	폐합성 수지	폐합성 고무	폐피혁	폐수처리오니	공정오니	정수 처리오니	하수 처리오니			
강원	철원군	O		발 생 량		16.6	16.6	0.0	0.0	0.0	0.0	0.0	0.0	16.6	0.0	0.0	0.0	0.0	0.0	0.0
				처리방법	매 립	0.0	0.0													
					소 각	0.0	0.0													
					재 활 용	16.6	16.6							16.6						
					해역배출	0.0	0.0													
	화천군	소계		발 생 량		5.2	3.0	0.0	0.0	0.0	0.0	0.0	0.0	3.0	0.0	0.0	0.0	0.0	0.0	0.0
				처리방법	매 립	5.1	3.0	0.0	0.0	0.0	0.0	0.0	0.0	3.0	0.0	0.0	0.0	0.0	0.0	0.0
					소 각	0.0	0.0	0.0	0.0	0.0	0.0	0.0	0.0	0.0	0.0	0.0	0.0	0.0	0.0	0.0
					재 활 용	0.1	0.0	0.0	0.0	0.0	0.0	0.0	0.0	0.0	0.0	0.0	0.0	0.0	0.0	0.0
					해역배출	0.0	0.0	0.0	0.0	0.0	0.0	0.0	0.0	0.0	0.0	0.0	0.0	0.0	0.0	0.0
		C	33	발 생 량		0.1	0.0	0.0	0.0	0.0	0.0	0.0	0.0	0.0	0.0	0.0	0.0	0.0	0.0	0.0
				처리방법	매 립	0.1	0.0													
					소 각	0.0	0.0													
					재 활 용	0.0	0.0													
					해역배출	0.0	0.0													
		F		발 생 량		0.1	0.0	0.0	0.0	0.0	0.0	0.0	0.0	0.0	0.0	0.0	0.0	0.0	0.0	0.0
				처리방법	매 립	0.0	0.0													
					소 각	0.0	0.0													
					재 활 용	0.1	0.0													
					해역배출	0.0	0.0													
		O		발 생 량		5.0	3.0	0.0	0.0	0.0	0.0	0.0	0.0	3.0	0.0	0.0	0.0	0.0	0.0	0.0
				처리방법	매 립	5.0	3.0							3.0						
					소 각	0.0	0.0													
					재 활 용	0.0	0.0													
					해역배출	0.0	0.0													
	양구군	소계		발 생 량		3.8	3.8	0.1	0.0	0.0	0.4	0.0	0.0	0.0	0.0	0.0	2.0	0.5	0.0	0.8
				처리방법	매 립	0.5	0.5	0.0	0.0	0.0	0.0	0.0	0.0	0.0	0.0	0.0	0.0	0.5	0.0	0.0
					소 각	2.1	2.1	0.1	0.0	0.0	0.0	0.0	0.0	0.0	0.0	0.0	2.0	0.0	0.0	0.0
					재 활 용	1.2	1.2	0.0	0.0	0.0	0.4	0.0	0.0	0.0	0.0	0.0	0.0	0.0	0.0	0.8
					해역배출	0.0	0.0	0.0	0.0	0.0	0.0	0.0	0.0	0.0	0.0	0.0	0.0	0.0	0.0	0.0
		C	10	발 생 량		0.5	0.5	0.0	0.0	0.0	0.0	0.0	0.0	0.0	0.0	0.0	0.0	0.5	0.0	0.0
				처리방법	매 립	0.5	0.5											0.5		
					소 각	0.0	0.0													
					재 활 용	0.0	0.0													
					해역배출	0.0	0.0													
		E		발 생 량		3.3	3.3	0.1	0.0	0.0	0.4	0.0	0.0	0.0	0.0	0.0	2.0	0.0	0.0	0.8
				처리방법	매 립	0.0	0.0													
					소 각	2.1	2.1	0.1									2.0			
					재 활 용	1.2	1.2				0.4									0.8
					해역배출	0.0	0.0													
	인제군	소계		발 생 량		3.0	3.0	0.0	0.1	0.0	0.0	0.0	0.0	0.2	0.0	0.3	2.3	0.0	0.0	0.1
				처리방법	매 립	2.9	2.9	0.0	0.0	0.0	0.0	0.0	0.0	0.2	0.0	0.3	2.3	0.0	0.0	0.1
					소 각	0.1	0.1	0.0	0.1	0.0	0.0	0.0	0.0	0.0	0.0	0.0	0.0	0.0	0.0	0.0
					재 활 용	0.0	0.0	0.0	0.0	0.0	0.0	0.0	0.0	0.0	0.0	0.0	0.0	0.0	0.0	0.0
					해역배출	0.0	0.0	0.0	0.0	0.0	0.0	0.0	0.0	0.0	0.0	0.0	0.0	0.0	0.0	0.0
		C	10	발 생 량		0.3	0.3	0.0	0.0	0.0	0.0	0.0	0.0	0.2	0.0	0.0	0.0	0.0	0.0	0.1
				처리방법	매 립	0.3	0.3							0.2						0.1
					소 각	0.0	0.0													
					재 활 용	0.0	0.0													
					해역배출	0.0	0.0													
		E		발 생 량		2.3	2.3	0.0	0.0	0.0	0.0	0.0	0.0	0.0	0.0	0.0	2.3	0.0	0.0	0.0
				처리방법	매 립	2.3	2.3										2.3			
					소 각	0.0	0.0													
					재 활 용	0.0	0.0													
					해역배출	0.0	0.0													

(단위:톤/일)

구분		업종		발생량 및 처리현황		불 연 성															
시도	시군구	대분류	중분류			소계	광재류	연소재	소각재	분진류	폐주물사 모래류	폐금속류	폐석회 석고류	폐촉매	폐흡착재폐흡수재	유리·도자기편류	무기성오니류				기타
																	폐수처리오니	공정오니	정수처리오니	하수처리오니	
강원	철원군	O		발 생 량		0.0	0.0	0.0	0.0	0.0	0.0	0.0	0.0	0.0	0.0	0.0	0.0	0.0	0.0	0.0	0.0
				처리방법	매 립	0.0															
					소 각	0.0															
					재 활 용	0.0															
					해역배출	0.0															
	화천군	소계		발 생 량		2.2	0.0	0.0	0.0	0.0	0.0	0.0	0.0	0.0	0.0	0.0	0.2	0.0	0.0	0.0	2.0
				처리방법	매 립	2.1	0.0	0.0	0.0	0.0	0.0	0.0	0.0	0.0	0.0	0.0	0.1	0.0	0.0	0.0	2.0
					소 각	0.0	0.0	0.0	0.0	0.0	0.0	0.0	0.0	0.0	0.0	0.0	0.0	0.0	0.0	0.0	0.0
					재 활 용	0.1	0.0	0.0	0.0	0.0	0.0	0.0	0.0	0.0	0.0	0.0	0.1	0.0	0.0	0.0	0.0
					해역배출	0.0	0.0	0.0	0.0	0.0	0.0	0.0	0.0	0.0	0.0	0.0	0.0	0.0	0.0	0.0	0.0
		C	33	발 생 량		0.1	0.0	0.0	0.0	0.0	0.0	0.0	0.0	0.0	0.0	0.0	0.1	0.0	0.0	0.0	0.0
				처리방법	매 립	0.1											0.1				
					소 각	0.0															
					재 활 용	0.0															
					해역배출	0.0															
		F		발 생 량		0.1	0.0	0.0	0.0	0.0	0.0	0.0	0.0	0.0	0.0	0.0	0.1	0.0	0.0	0.0	0.0
				처리방법	매 립	0.0															
					소 각	0.0															
					재 활 용	0.1											0.1				
					해역배출	0.0															
		O		발 생 량		2.0	0.0	0.0	0.0	0.0	0.0	0.0	0.0	0.0	0.0	0.0	0.0	0.0	0.0	0.0	2.0
				처리방법	매 립	2.0															2.0
					소 각	0.0															
					재 활 용	0.0															
					해역배출	0.0															
	양구군	소계		발 생 량		0.0	0.0	0.0	0.0	0.0	0.0	0.0	0.0	0.0	0.0	0.0	0.0	0.0	0.0	0.0	0.0
				처리방법	매 립	0.0	0.0	0.0	0.0	0.0	0.0	0.0	0.0	0.0	0.0	0.0	0.0	0.0	0.0	0.0	0.0
					소 각	0.0	0.0	0.0	0.0	0.0	0.0	0.0	0.0	0.0	0.0	0.0	0.0	0.0	0.0	0.0	0.0
					재 활 용	0.0	0.0	0.0	0.0	0.0	0.0	0.0	0.0	0.0	0.0	0.0	0.0	0.0	0.0	0.0	0.0
					해역배출	0.0	0.0	0.0	0.0	0.0	0.0	0.0	0.0	0.0	0.0	0.0	0.0	0.0	0.0	0.0	0.0
		C	10	발 생 량		0.0	0.0	0.0	0.0	0.0	0.0	0.0	0.0	0.0	0.0	0.0	0.0	0.0	0.0	0.0	0.0
				처리방법	매 립	0.0															
					소 각	0.0															
					재 활 용	0.0															
					해역배출	0.0															
		E		발 생 량		0.0	0.0	0.0	0.0	0.0	0.0	0.0	0.0	0.0	0.0	0.0	0.0	0.0	0.0	0.0	0.0
				처리방법	매 립	0.0															
					소 각	0.0															
					재 활 용	0.0															
					해역배출	0.0															
	인제군	소계		발 생 량		0.0	0.0	0.0	0.0	0.0	0.0	0.0	0.0	0.0	0.0	0.0	0.0	0.0	0.0	0.0	0.0
				처리방법	매 립	0.0	0.0	0.0	0.0	0.0	0.0	0.0	0.0	0.0	0.0	0.0	0.0	0.0	0.0	0.0	0.0
					소 각	0.0	0.0	0.0	0.0	0.0	0.0	0.0	0.0	0.0	0.0	0.0	0.0	0.0	0.0	0.0	0.0
					재 활 용	0.0	0.0	0.0	0.0	0.0	0.0	0.0	0.0	0.0	0.0	0.0	0.0	0.0	0.0	0.0	0.0
					해역배출	0.0	0.0	0.0	0.0	0.0	0.0	0.0	0.0	0.0	0.0	0.0	0.0	0.0	0.0	0.0	0.0
		C	10	발 생 량		0.0	0.0	0.0	0.0	0.0	0.0	0.0	0.0	0.0	0.0	0.0	0.0	0.0	0.0	0.0	0.0
				처리방법	매 립	0.0															
					소 각	0.0															
					재 활 용	0.0															
					해역배출	0.0															
		E		발 생 량		0.0	0.0	0.0	0.0	0.0	0.0	0.0	0.0	0.0	0.0	0.0	0.0	0.0	0.0	0.0	0.0
				처리방법	매 립	0.0															
					소 각	0.0															
					재 활 용	0.0															
					해역배출	0.0															

(단위:톤/일)

지역구분		업종		발생량 및 처리현황		총계	가 연 성													
시도	시군구	대분류	중분류				소계	폐지류	폐목재류	폐합성고분자화합물				유기성오니류				동식물성잔재물	폐식용유	기타
										폐섬유류	폐합성 수지	폐합성 고무	폐피혁	폐수처리오니	공정오니	정수 처리오니	하수 처리오니			
강원	인제군	F		발생량		0.1	0.1	0.0	0.1	0.0	0.0	0.0	0.0	0.0	0.0	0.0	0.0	0.0	0.0	0.0
				처리방법	매 립	0.0	0.0													
					소 각	0.1	0.1		0.1											
					재 활 용	0.0	0.0													
					해역배출	0.0	0.0													
		O		발생량		0.3	0.3	0.0	0.0	0.0	0.0	0.0	0.0	0.0	0.0	0.3	0.0	0.0	0.0	0.0
				처리방법	매 립	0.3	0.3									0.3				
					소 각	0.0	0.0													
					재 활 용	0.0	0.0													
					해역배출	0.0	0.0													
	고성군	소계		발생량		25.7	16.2	0.0	0.0	0.0	0.0	0.0	0.0	4.5	0.2	0.0	2.5	7.5	0.0	1.5
				처리방법	매 립	4.9	0.2	0.0	0.0	0.0	0.0	0.0	0.0	0.0	0.2	0.0	0.0	0.0	0.0	0.0
					소 각	0.0	0.0	0.0	0.0	0.0	0.0	0.0	0.0	0.0	0.0	0.0	0.0	0.0	0.0	0.0
					재 활 용	16.3	11.5	0.0	0.0	0.0	0.0	0.0	0.0	0.0	0.0	0.0	2.5	7.5	0.0	1.5
					해역배출	4.5	4.5	0.0	0.0	0.0	0.0	0.0	0.0	4.5	0.0	0.0	0.0	0.0	0.0	0.0
		C	10	발생량		25.7	16.2	0.0	0.0	0.0	0.0	0.0	0.0	4.5	0.2	0.0	2.5	7.5	0.0	1.5
				처리방법	매 립	4.9	0.2								0.2					
					소 각	0.0	0.0													
					재 활 용	16.3	11.5										2.5	7.5		1.5
					해역배출	4.5	4.5							4.5						
	양양군	소계		발생량		9.4	9.4	0.0	0.0	0.0	0.0	0.0	0.0	0.1	0.0	0.0	4.5	4.8	0.0	0.0
				처리방법	매 립	1.6	1.6	0.0	0.0	0.0	0.0	0.0	0.0	0.0	0.0	0.0	0.0	1.6	0.0	0.0
					소 각	0.0	0.0	0.0	0.0	0.0	0.0	0.0	0.0	0.0	0.0	0.0	0.0	0.0	0.0	0.0
					재 활 용	7.7	7.7	0.0	0.0	0.0	0.0	0.0	0.0	0.0	0.0	0.0	4.5	3.2	0.0	0.0
					해역배출	0.1	0.1	0.0	0.0	0.0	0.0	0.0	0.0	0.1	0.0	0.0	0.0	0.0	0.0	0.0
		C	10	발생량		9.4	9.4	0.0	0.0	0.0	0.0	0.0	0.0	0.1	0.0	0.0	4.5	4.8	0.0	0.0
				처리방법	매 립	1.6	1.6											1.6		
					소 각	0.0	0.0													
					재 활 용	7.7	7.7										4.5	3.2		
					해역배출	0.1	0.1							0.1						
충북	합계			발생량		6988.2	5294.3	1.8	1464.6	4.6	961.7	25.0	0.0	1202.4	51.2	0.0	372.6	555.0	1.1	654.3
				처리방법	매 립	609.0	103.5	0.0	0.0	0.0	2.5	0.1	0.0	43.5	14.4	0.0	15.2	15.0	0.0	12.8
					소 각	1274.1	1252.3	0.0	11.5	1.7	310.9	8.4	0.0	695.8	0.5	0.0	160.1	56.8	0.0	6.6
					재 활 용	5065.0	3898.4	1.8	1453.1	2.9	648.3	16.5	0.0	423.3	36.0	0.0	197.3	483.2	1.1	634.9
					해역배출	40.1	40.1	0.0	0.0	0.0	0.0	0.0	0.0	39.8	0.3	0.0	0.0	0.0	0.0	0.0
	청주시	소계		발생량		2467.7	2251.2	0.0	1422.2	1.0	104.4	13.9	0.0	111.2	14.4	0.0	221.5	352.4	0.5	9.7
				처리방법	매 립	160.3	48.2	0.0	0.0	0.0	0.0	0.0	0.0	20.3	13.6	0.0	14.2	0.0	0.0	0.1
					소 각	242.3	239.8	0.0	0.4	0.0	23.0	3.8	0.0	0.4	0.0	0.0	156.0	55.1	0.0	1.1
					재 활 용	2056.9	1955.0	0.0	1421.8	1.0	81.4	10.1	0.0	82.3	0.8	0.0	51.3	297.3	0.5	8.5
					해역배출	8.2	8.2	0.0	0.0	0.0	0.0	0.0	0.0	8.2	0.0	0.0	0.0	0.0	0.0	0.0
		C	10	발생량		119.8	119.8	0.0	0.0	1.0	4.1	0.0	0.0	21.6	0.0	0.0	0.0	92.4	0.5	0.2
				처리방법	매 립	2.2	2.2							2.1						0.1
					소 각	58.4	58.4				3.3							55.1		
					재 활 용	59.2	59.2			1.0	0.8			19.5				37.3	0.5	0.1
					해역배출	0.0	0.0													
		C	11	발생량		16.1	15.9	0.0	0.0	0.0	0.5	0.0	0.0	15.4	0.0	0.0	0.0	0.0	0.0	0.0
				처리방법	매 립	2.9	2.9							2.9						
					소 각	0.3	0.3				0.3									
					재 활 용	4.7	4.5				0.2			4.3						
					해역배출	8.2	8.2							8.2						
		C	14	발생량		2.5	2.5	0.0	0.0	0.0	0.1	1.0	0.0	1.4	0.0	0.0	0.0	0.0	0.0	0.0
				처리방법	매 립	1.4	1.4							1.4						
					소 각	0.0	0.0													
					재 활 용	1.1	1.1				0.1	1.0								
					해역배출	0.0	0.0													

(단위:톤/일)

구분		업종		발생량 및 처리현황		불 연 성															
시도	시군구	대분류	중분류			소계	광재류	연소재	소각재	분진류	폐주물사 모래류	폐금속류	폐석회 석고류	폐촉매	폐흡착재폐흡수재	유리·도자기편류	무기성오니류				기타
																	폐수처리오니	공정오니	정수처리오니	하수처리오니	
강원	인제군	F		발 생 량		0.0	0.0	0.0	0.0	0.0	0.0	0.0	0.0	0.0	0.0	0.0	0.0	0.0	0.0	0.0	0.0
				처리방법	매 립	0.0															
					소 각	0.0															
					재 활 용	0.0															
					해역배출	0.0															
		O		발 생 량		0.0	0.0	0.0	0.0	0.0	0.0	0.0	0.0	0.0	0.0	0.0	0.0	0.0	0.0	0.0	0.0
				처리방법	매 립	0.0															
					소 각	0.0															
					재 활 용	0.0															
					해역배출	0.0															
	고성군	소계		발 생 량		9.5	0.0	0.0	3.2	0.0	0.0	0.0	0.0	0.0	0.0	0.0	2.1	0.0	0.0	0.0	4.2
				처리방법	매 립	4.7	0.0	0.0	3.2	0.0	0.0	0.0	0.0	0.0	0.0	0.0	1.5	0.0	0.0	0.0	0.0
					소 각	0.0	0.0	0.0	0.0	0.0	0.0	0.0	0.0	0.0	0.0	0.0	0.0	0.0	0.0	0.0	0.0
					재 활 용	4.8	0.0	0.0	0.0	0.0	0.0	0.0	0.0	0.0	0.0	0.0	0.6	0.0	0.0	0.0	4.2
					해역배출	0.0	0.0	0.0	0.0	0.0	0.0	0.0	0.0	0.0	0.0	0.0	0.0	0.0	0.0	0.0	0.0
		C	10	발 생 량		9.5	0.0	0.0	3.2	0.0	0.0	0.0	0.0	0.0	0.0	0.0	2.1	0.0	0.0	0.0	4.2
				처리방법	매 립	4.7			3.2								1.5				
					소 각	0.0															
					재 활 용	4.8											0.6				4.2
					해역배출	0.0															
	양양군	소계		발 생 량		0.0	0.0	0.0	0.0	0.0	0.0	0.0	0.0	0.0	0.0	0.0	0.0	0.0	0.0	0.0	0.0
				처리방법	매 립	0.0	0.0	0.0	0.0	0.0	0.0	0.0	0.0	0.0	0.0	0.0	0.0	0.0	0.0	0.0	0.0
					소 각	0.0	0.0	0.0	0.0	0.0	0.0	0.0	0.0	0.0	0.0	0.0	0.0	0.0	0.0	0.0	0.0
					재 활 용	0.0	0.0	0.0	0.0	0.0	0.0	0.0	0.0	0.0	0.0	0.0	0.0	0.0	0.0	0.0	0.0
					해역배출	0.0	0.0	0.0	0.0	0.0	0.0	0.0	0.0	0.0	0.0	0.0	0.0	0.0	0.0	0.0	0.0
		C	10	발 생 량		0.0	0.0	0.0	0.0	0.0	0.0	0.0	0.0	0.0	0.0	0.0	0.0	0.0	0.0	0.0	0.0
				처리방법	매 립	0.0															
					소 각	0.0															
					재 활 용	0.0															
					해역배출	0.0															
충북	합계			발 생 량		1693.9	453.2	2.1	272.7	39.8	60.4	3.1	5.6	0.0	11.3	61.9	316.7	101.2	3.2	62.4	300.3
				처리방법	매 립	505.5	19.8	2.1	205.9	17.7	22.5	0.0	0.5	0.0	1.2	3.4	157.3	41.9	0.2	7.8	25.2
					소 각	21.8	0.0	0.0	0.0	0.0	0.0	1.7	0.0	0.0	0.2	0.0	4.8	0.2	0.0	0.1	14.8
					재 활 용	1166.6	433.4	0.0	66.8	22.1	37.9	1.4	5.1	0.0	9.9	58.5	154.6	59.1	3.0	54.5	260.3
					해역배출	0.0	0.0	0.0	0.0	0.0	0.0	0.0	0.0	0.0	0.0	0.0	0.0	0.0	0.0	0.0	0.0
	청주시	소계		발 생 량		216.5	0.0	2.1	69.4	1.4	0.0	0.0	1.9	0.0	1.2	1.8	111.7	19.1	0.0	5.0	2.9
				처리방법	매 립	112.1	0.0	2.1	61.4	1.0	0.0	0.0	0.0	0.0	0.0	0.0	35.8	5.6	0.0	5.0	1.2
					소 각	2.5	0.0	0.0	0.0	0.0	0.0	0.0	0.0	0.0	0.1	0.0	1.9	0.0	0.0	0.0	0.5
					재 활 용	101.9	0.0	0.0	8.0	0.4	0.0	0.0	1.9	0.0	1.1	1.8	74.0	13.5	0.0	0.0	1.2
					해역배출	0.0	0.0	0.0	0.0	0.0	0.0	0.0	0.0	0.0	0.0	0.0	0.0	0.0	0.0	0.0	0.0
		C	10	발 생 량		0.0	0.0	0.0	0.0	0.0	0.0	0.0	0.0	0.0	0.0	0.0	0.0	0.0	0.0	0.0	0.0
				처리방법	매 립	0.0															
					소 각	0.0															
					재 활 용	0.0															
					해역배출	0.0															
		C	11	발 생 량		0.2	0.0	0.0	0.0	0.0	0.0	0.0	0.0	0.0	0.0	0.2	0.0	0.0	0.0	0.0	0.0
				처리방법	매 립	0.0															
					소 각	0.0															
					재 활 용	0.2										0.2					
					해역배출	0.0															
		C	14	발 생 량		0.0	0.0	0.0	0.0	0.0	0.0	0.0	0.0	0.0	0.0	0.0	0.0	0.0	0.0	0.0	0.0
				처리방법	매 립	0.0															
					소 각	0.0															
					재 활 용	0.0															
					해역배출	0.0															

(단위:톤/일)

지역구분		업종		발생량 및 처리현황		총계	가 연 성														
시도	시군구	대분류	중분류				소계	폐지류	폐목재류	폐합성고분자화합물				유기성오니류				동식물성잔재물	폐식용유	기타
										폐섬유류	폐합성 수지	폐합성 고무	폐피혁	폐수처리오니	공정오니	정수 처리오니	하수 처리오니			
충북	청주시	C	15	발 생 량		1717.9	1686.7	0.0	1412.0	0.0	1.0	0.0	0.0	0.0	10.4	0.0	0.0	255.2	0.0	8.1
				처리방법	매 립	39.2	10.4								10.4					
					소 각	3.3	1.2				0.5									0.7
					재 활 용	1675.4	1675.1		1412.0		0.5							255.2		7.4
					해역배출	0.0	0.0													
		C	20	발 생 량		0.8	0.5	0.0	0.0	0.0	0.2	0.0	0.0	0.2	0.0	0.0	0.0	0.0	0.0	0.1
				처리방법	매 립	0.2	0.2							0.2						
					소 각	0.6	0.3				0.2									0.1
					재 활 용	0.0	0.0													
					해역배출	0.0	0.0													
		C	21	발 생 량		0.2	0.2	0.0	0.0	0.0	0.0	0.0	0.0	0.2	0.0	0.0	0.0	0.0	0.0	0.0
				처리방법	매 립	0.2	0.2							0.2						
					소 각	0.0	0.0													
					재 활 용	0.0	0.0													
					해역배출	0.0	0.0													
		C	23	발 생 량		19.3	11.2	0.0	0.0	0.0	0.0	0.0	0.0	11.2	0.0	0.0	0.0	0.0	0.0	0.0
				처리방법	매 립	8.1	0.0													
					소 각	0.0	0.0													
					재 활 용	11.2	11.2							11.2						
					해역배출	0.0	0.0													
		C	26	발 생 량		136.4	72.8	0.0	6.9	0.0	33.0	0.0	0.0	32.4	0.0	0.0	0.0	0.0	0.0	0.5
				처리방법	매 립	6.0	0.0													
					소 각	9.3	9.2		0.4		8.8									
					재 활 용	121.1	63.6		6.5		24.2			32.4						0.5
					해역배출	0.0	0.0													
		C	28	발 생 량		1.9	1.4	0.0	0.2	0.0	0.9	0.0	0.0	0.0	0.0	0.0	0.0	0.0	0.0	0.3
				처리방법	매 립	0.3	0.0													
					소 각	0.2	0.2													0.2
					재 활 용	1.4	1.2		0.2		0.9									0.1
					해역배출	0.0	0.0													
		C	29	발 생 량		0.2	0.2	0.0	0.0	0.0	0.2	0.0	0.0	0.0	0.0	0.0	0.0	0.0	0.0	0.0
				처리방법	매 립	0.0	0.0													
					소 각	0.0	0.0													
					재 활 용	0.2	0.2				0.2									
					해역배출	0.0	0.0													
		C	33	발 생 량		73.4	54.8	0.0	1.5	0.0	35.0	12.7	0.0	4.0	0.8	0.0	0.0	0.3	0.0	0.5
				처리방법	매 립	1.5	0.0													
					소 각	10.8	10.8				6.5	3.8		0.4						0.1
					재 활 용	61.1	44.0		1.5		28.5	8.9		3.6	0.8			0.3		0.4
					해역배출	0.0	0.0													
		D		발 생 량		0.0	0.0	0.0	0.0	0.0	0.0	0.0	0.0	0.0	0.0	0.0	0.0	0.0	0.0	0.0
				처리방법	매 립	0.0	0.0													
					소 각	0.0	0.0													
					재 활 용	0.0	0.0													
					해역배출	0.0	0.0													
		E		발 생 량		340.9	274.7	0.0	0.0	0.0	28.2	0.1	0.0	19.0	3.2	0.0	221.5	2.7	0.0	0.0
				처리방법	매 립	70.5	30.7							13.3	3.2		14.2			
					소 각	159.2	159.2				3.2						156.0			
					재 활 용	111.2	84.8				25.0	0.1		5.7			51.3	2.7		
					해역배출	0.0	0.0													
		F		발 생 량		1.5	1.3	0.0	1.2	0.0	0.1	0.0	0.0	0.0	0.0	0.0	0.0	0.0	0.0	0.0
				처리방법	매 립	0.0	0.0													
					소 각	0.1	0.1				0.1									
					재 활 용	1.4	1.2		1.2											
					해역배출	0.0	0.0													

(단위:톤/일)

구분		업종		발생량 및 처리현황		불 연 성															
시도	시군구	대분류	중분류			소계	광재류	연소재	소각재	분진류	폐주물사 모래류	폐금속류	폐석회 석고류	폐촉매	폐흡착재폐흡수재	유리·도자기편류	무기성오니류				기타
																	폐수처리오니	공정오니	정수처리오니	하수처리오니	
충북	청주시	C	15	발 생 량		31.2	0.0	0.0	0.0	0.2	0.0	0.0	0.0	0.0	0.3	0.0	30.2	0.0	0.0	0.0	0.5
				처리방법	매 립	28.8				0.2							28.6				
					소 각	2.1											1.6				0.5
					재 활 용	0.3									0.3						
					해역배출	0.0															
		C	20	발 생 량		0.3	0.0	0.0	0.0	0.0	0.0	0.0	0.0	0.0	0.0	0.0	0.3	0.0	0.0	0.0	0.0
				처리방법	매 립	0.0															
					소 각	0.3											0.3				
					재 활 용	0.0															
					해역배출	0.0															
		C	21	발 생 량		0.0	0.0	0.0	0.0	0.0	0.0	0.0	0.0	0.0	0.0	0.0	0.0	0.0	0.0	0.0	0.0
				처리방법	매 립	0.0															
					소 각	0.0															
					재 활 용	0.0															
					해역배출	0.0															
		C	23	발 생 량		8.1	0.0	0.0	0.0	0.0	0.0	0.0	0.0	0.0	0.0	0.0	3.4	4.7	0.0	0.0	0.0
				처리방법	매 립	8.1											3.4	4.7			
					소 각	0.0															
					재 활 용	0.0															
					해역배출	0.0															
		C	26	발 생 량		63.6	0.0	2.1	0.0	0.5	0.0	0.0	0.0	0.0	0.8	0.0	58.4	0.0	0.0	0.0	1.8
				처리방법	매 립	6.0		2.1		0.1							3.0				0.8
					소 각	0.1									0.1						
					재 활 용	57.5				0.4					0.7		55.4				1.0
					해역배출	0.0															
		C	28	발 생 량		0.5	0.0	0.0	0.0	0.3	0.0	0.0	0.0	0.0	0.0	0.0	0.2	0.0	0.0	0.0	0.0
				처리방법	매 립	0.3				0.3											
					소 각	0.0															
					재 활 용	0.2											0.2				
					해역배출	0.0															
		C	29	발 생 량		0.0	0.0	0.0	0.0	0.0	0.0	0.0	0.0	0.0	0.0	0.0	0.0	0.0	0.0	0.0	0.0
				처리방법	매 립	0.0															
					소 각	0.0															
					재 활 용	0.0															
					해역배출	0.0															
		C	33	발 생 량		18.6	0.0	0.0	0.0	0.0	0.0	0.0	1.9	0.0	0.1	1.6	0.8	13.8	0.0	0.0	0.4
				처리방법	매 립	1.5											0.8	0.3			0.4
					소 각	0.0															
					재 활 용	17.1							1.9		0.1	1.6		13.5			
					해역배출	0.0															
		D		발 생 량		0.0	0.0	0.0	0.0	0.0	0.0	0.0	0.0	0.0	0.0	0.0	0.0	0.0	0.0	0.0	0.0
				처리방법	매 립	0.0															
					소 각	0.0															
					재 활 용	0.0															
					해역배출	0.0															
		E		발 생 량		66.2	0.0	0.0	41.8	0.4	0.0	0.0	0.0	0.0	0.0	0.0	18.4	0.6	0.0	5.0	0.0
				처리방법	매 립	39.8			33.8	0.4								0.6		5.0	
					소 각	0.0															
					재 활 용	26.4			8.0								18.4				
					해역배출	0.0															
		F		발 생 량		0.2	0.0	0.0	0.0	0.0	0.0	0.0	0.0	0.0	0.0	0.0	0.0	0.0	0.0	0.0	0.2
				처리방법	매 립	0.0															
					소 각	0.0															
					재 활 용	0.2															0.2
					해역배출	0.0															

(단위:톤/일)

지역구분		업종		발생량 및 처리현황		총계	가 연 성														
시도	시군구	대분류	중분류				소계	폐지류	폐목재류	폐합성고분자화합물				유기성오니류				동식물성잔재물	폐식용유	기타
										폐섬유류	폐합성 수지	폐합성 고무	폐피혁	폐수처리오니	공정오니	정수 처리오니	하수 처리오니			
충북	청주시	G		발 생 량		7.6	7.6	0.0	0.0	0.0	0.0	0.0	0.0	5.8	0.0	0.0	0.0	1.8	0.0	0.0
				처리방법	매 립	0.2	0.2							0.2						
					소 각	0.0	0.0													
					재 활 용	7.4	7.4							5.6				1.8		
					해역배출	0.0	0.0													
		H		발 생 량		0.1	0.1	0.0	0.0	0.0	0.1	0.0	0.0	0.0	0.0	0.0	0.0	0.0	0.0	0.0
				처리방법	매 립	0.0	0.0													
					소 각	0.1	0.1				0.1									
					재 활 용	0.0	0.0													
					해역배출	0.0	0.0													
		S		발 생 량		29.1	1.5	0.0	0.4	0.0	1.0	0.1	0.0	0.0	0.0	0.0	0.0	0.0	0.0	0.0
				처리방법	매 립	27.6	0.0													
					소 각	0.0	0.0													
					재 활 용	1.5	1.5		0.4		1.0	0.1								
					해역배출	0.0	0.0													
	충주시	소계		발 생 량		300.1	141.6	0.0	11.8	1.0	25.0	0.2	0.0	9.3	0.0	0.0	69.5	20.3	0.0	4.5
				처리방법	매 립	54.7	2.3	0.0	0.0	0.0	0.0	0.0	0.0	1.1	0.0	0.0	0.0	1.2	0.0	0.0
					소 각	25.7	11.5	0.0	2.9	0.6	6.1	0.0	0.0	0.1	0.0	0.0	1.1	0.1	0.0	0.6
					재 활 용	219.7	127.8	0.0	8.9	0.4	18.9	0.2	0.0	8.1	0.0	0.0	68.4	19.0	0.0	3.9
					해역배출	0.0	0.0	0.0	0.0	0.0	0.0	0.0	0.0	0.0	0.0	0.0	0.0	0.0	0.0	0.0
		B		발 생 량		1.4	1.4	0.0	1.4	0.0	0.0	0.0	0.0	0.0	0.0	0.0	0.0	0.0	0.0	0.0
				처리방법	매 립	0.0	0.0													
					소 각	0.0	0.0													
					재 활 용	1.4	1.4		1.4											
					해역배출	0.0	0.0													
		C	10	발 생 량		39.0	33.0	0.0	0.0	0.0	0.7	0.0	0.0	8.3	0.0	0.0	0.0	20.1	0.0	3.9
				처리방법	매 립	2.8	1.3							0.1				1.2		
					소 각	0.2	0.2							0.1				0.1		
					재 활 용	36.0	31.5				0.7			8.1				18.8		3.9
					해역배출	0.0	0.0													
		C	13	발 생 량		0.3	0.3	0.0	0.0	0.3	0.0	0.0	0.0	0.0	0.0	0.0	0.0	0.0	0.0	0.0
				처리방법	매 립	0.0	0.0													
					소 각	0.3	0.3			0.3										
					재 활 용	0.0	0.0													
					해역배출	0.0	0.0													
		C	17	발 생 량		5.3	5.3	0.0	0.6	0.0	4.7	0.0	0.0	0.0	0.0	0.0	0.0	0.0	0.0	0.0
				처리방법	매 립	0.0	0.0													
					소 각	0.5	0.5				0.5									
					재 활 용	4.8	4.8		0.6		4.2									
					해역배출	0.0	0.0													
		C	20	발 생 량		10.1	0.5	0.0	0.1	0.0	0.4	0.0	0.0	0.0	0.0	0.0	0.0	0.0	0.0	0.0
				처리방법	매 립	8.1	0.0													
					소 각	0.3	0.3				0.3									
					재 활 용	1.7	0.2		0.1		0.1									
					해역배출	0.0	0.0													
		C	21	발 생 량		1.1	0.7	0.0	0.0	0.0	0.3	0.0	0.0	0.2	0.0	0.0	0.0	0.2	0.0	0.0
				처리방법	매 립	0.2	0.2							0.2						
					소 각	0.2	0.1				0.1									
					재 활 용	0.7	0.4				0.2							0.2		
					해역배출	0.0	0.0													
		C	22	발 생 량		4.0	3.4	0.0	0.0	0.0	3.4	0.0	0.0	0.0	0.0	0.0	0.0	0.0	0.0	0.0
				처리방법	매 립	0.6	0.0													
					소 각	0.2	0.2				0.2									
					재 활 용	3.2	3.2				3.2									
					해역배출	0.0	0.0													

(단위:톤/일)

구분		업종		발생량 및 처리현황		불 연 성															
시도	시군구	대분류	중분류			소계	광재류	연소재	소각재	분진류	폐주물사 모래류	폐금속류	폐석회 석고류	폐촉매	폐흡착재폐흡수재	유리·도자기편류	무기성오니류				기타
																	폐수처리오니	공정오니	정수처리오니	하수처리오니	
충북	청주시	G		발 생 량		0.0	0.0	0.0	0.0	0.0	0.0	0.0	0.0	0.0	0.0	0.0	0.0	0.0	0.0	0.0	0.0
				처리방법	매 립	0.0															
					소 각	0.0															
					재 활 용	0.0															
					해역배출	0.0															
		H		발 생 량		0.0	0.0	0.0	0.0	0.0	0.0	0.0	0.0	0.0	0.0	0.0	0.0	0.0	0.0	0.0	0.0
				처리방법	매 립	0.0															
					소 각	0.0															
					재 활 용	0.0															
					해역배출	0.0															
		S		발 생 량		27.6	0.0	0.0	27.6	0.0	0.0	0.0	0.0	0.0	0.0	0.0	0.0	0.0	0.0	0.0	0.0
				처리방법	매 립	27.6			27.6												
					소 각	0.0															
					재 활 용	0.0															
					해역배출	0.0															
	충주시	소계		발 생 량		158.5	1.6	0.0	21.4	5.7	1.8	0.0	0.0	0.0	0.3	1.7	37.3	17.0	0.0	0.2	71.5
				처리방법	매 립	52.4	0.9	0.0	21.4	4.6	0.9	0.0	0.0	0.0	0.0	1.3	4.4	8.9	0.0	0.2	9.8
					소 각	14.2	0.0	0.0	0.0	0.0	0.0	0.0	0.0	0.0	0.0	0.0	0.0	0.0	0.0	0.0	14.2
					재 활 용	91.9	0.7	0.0	0.0	1.1	0.9	0.0	0.0	0.0	0.3	0.4	32.9	8.1	0.0	0.0	47.5
					해역배출	0.0	0.0	0.0	0.0	0.0	0.0	0.0	0.0	0.0	0.0	0.0	0.0	0.0	0.0	0.0	0.0
		B		발 생 량		0.0	0.0	0.0	0.0	0.0	0.0	0.0	0.0	0.0	0.0	0.0	0.0	0.0	0.0	0.0	0.0
				처리방법	매 립	0.0															
					소 각	0.0															
					재 활 용	0.0															
					해역배출	0.0															
		C	10	발 생 량		6.0	0.0	0.0	0.0	0.2	0.0	0.0	0.0	0.0	0.0	0.0	3.0	2.5	0.0	0.0	0.3
				처리방법	매 립	1.5				0.2							1.3				
					소 각	0.0															
					재 활 용	4.5											1.7	2.5			0.3
					해역배출	0.0															
		C	13	발 생 량		0.0	0.0	0.0	0.0	0.0	0.0	0.0	0.0	0.0	0.0	0.0	0.0	0.0	0.0	0.0	0.0
				처리방법	매 립	0.0															
					소 각	0.0															
					재 활 용	0.0															
					해역배출	0.0															
		C	17	발 생 량		0.0	0.0	0.0	0.0	0.0	0.0	0.0	0.0	0.0	0.0	0.0	0.0	0.0	0.0	0.0	0.0
				처리방법	매 립	0.0															
					소 각	0.0															
					재 활 용	0.0															
					해역배출	0.0															
		C	20	발 생 량		9.6	0.0	0.0	0.0	0.0	0.0	0.0	0.0	0.0	0.1	0.0	0.2	9.3	0.0	0.0	0.0
				처리방법	매 립	8.1											0.2	7.9			
					소 각	0.0															
					재 활 용	1.5									0.1			1.4			
					해역배출	0.0															
		C	21	발 생 량		0.4	0.0	0.0	0.0	0.0	0.0	0.0	0.0	0.0	0.0	0.3	0.0	0.0	0.0	0.0	0.1
				처리방법	매 립	0.0															
					소 각	0.1															0.1
					재 활 용	0.3										0.3					
					해역배출	0.0															
		C	22	발 생 량		0.6	0.0	0.0	0.0	0.0	0.0	0.0	0.0	0.0	0.0	0.0	0.0	0.0	0.0	0.0	0.6
				처리방법	매 립	0.6															0.6
					소 각	0.0															
					재 활 용	0.0															
					해역배출	0.0															

(단위:톤/일)

지역구분		업종		발생량 및 처리현황		총계	가 연 성														
시도	시군구	대분류	중분류				소계	폐지류	폐목재류	폐합성고분자화합물				유기성오니류				동식물성잔재물	폐식용유	기타
										폐섬유류	폐합성 수지	폐합성 고무	폐피혁	폐수처리오니	공정오니	정수 처리오니	하수 처리오니			
충북	충주시	C	23	발 생 량		3.1	0.0	0.0	0.0	0.0	0.0	0.0	0.0	0.0	0.0	0.0	0.0	0.0	0.0	0.0
				처리방법	매 립	0.0	0.0													
					소 각	0.0	0.0													
					재 활 용	3.1	0.0													
					해역배출	0.0	0.0													
		C	24	발 생 량		4.6	0.5	0.0	0.0	0.0	0.5	0.0	0.0	0.0	0.0	0.0	0.0	0.0	0.0	0.0
				처리방법	매 립	3.3	0.0													
					소 각	0.4	0.4				0.4									
					재 활 용	0.9	0.1				0.1									
					해역배출	0.0	0.0													
		C	25	발 생 량		4.5	0.7	0.0	0.0	0.0	0.7	0.0	0.0	0.0	0.0	0.0	0.0	0.0	0.0	0.0
				처리방법	매 립	1.9	0.0													
					소 각	0.1	0.1				0.1									
					재 활 용	2.5	0.6				0.6									
					해역배출	0.0	0.0													
		C	26	발 생 량		16.6	1.5	0.0	0.0	0.0	1.5	0.0	0.0	0.0	0.0	0.0	0.0	0.0	0.0	0.0
				처리방법	매 립	0.6	0.0													
					소 각	0.2	0.2				0.2									
					재 활 용	15.8	1.3				1.3									
					해역배출	0.0	0.0													
		C	28	발 생 량		4.2	0.5	0.0	0.0	0.0	0.5	0.0	0.0	0.0	0.0	0.0	0.0	0.0	0.0	0.0
				처리방법	매 립	3.6	0.0													
					소 각	0.0	0.0													
					재 활 용	0.6	0.5				0.5									
					해역배출	0.0	0.0													
		C	29	발 생 량		1.3	1.2	0.0	0.0	0.0	0.6	0.0	0.0	0.6	0.0	0.0	0.0	0.0	0.0	0.0
				처리방법	매 립	0.7	0.6							0.6						
					소 각	0.0	0.0													
					재 활 용	0.6	0.6				0.6									
					해역배출	0.0	0.0													
		C	30	발 생 량		1.6	0.7	0.0	0.0	0.0	0.5	0.0	0.0	0.2	0.0	0.0	0.0	0.0	0.0	0.0
				처리방법	매 립	0.9	0.2							0.2						
					소 각	0.5	0.5				0.5									
					재 활 용	0.2	0.0													
					해역배출	0.0	0.0													
		C	32	발 생 량		3.3	3.2	0.0	3.0	0.0	0.2	0.0	0.0	0.0	0.0	0.0	0.0	0.0	0.0	0.0
				처리방법	매 립	0.1	0.0													
					소 각	2.9	2.9		2.9											
					재 활 용	0.3	0.3		0.1		0.2									
					해역배출	0.0	0.0													
		C	33	발 생 량		116.5	71.3	0.0	0.0	0.6	1.2	0.0	0.0	0.0	0.0	0.0	69.5	0.0	0.0	0.0
				처리방법	매 립	0.6	0.0													
					소 각	2.0	2.0			0.2	0.7						1.1			
					재 활 용	113.9	69.3			0.4	0.5						68.4			
					해역배출	0.0	0.0													
		D		발 생 량		7.1	0.0	0.0	0.0	0.0	0.0	0.0	0.0	0.0	0.0	0.0	0.0	0.0	0.0	0.0
				처리방법	매 립	7.1	0.0													
					소 각	0.0	0.0													
					재 활 용	0.0	0.0													
					해역배출	0.0	0.0													
		E		발 생 량		29.0	7.7	0.0	0.3	0.0	7.3	0.1	0.0	0.0	0.0	0.0	0.0	0.0	0.0	0.0
				처리방법	매 립	9.4	0.0													
					소 각	2.9	2.9				2.9									
					재 활 용	16.7	4.8		0.3		4.4	0.1								
					해역배출	0.0	0.0													

(단위:톤/일)

구분		업종		발생량 및 처리현황		불 연 성																
시도	시군구	대분류	중분류			소계	광재류	연소재	소각재	분진류	폐주물사 모래류	폐금속류	폐석회 석고류	폐촉매	폐흡착재폐흡수재	유리·도자기편류	무기성오니류				기타
																	폐수처리오니	공정오니	정수처리오니	하수처리오니	
충북	충주시	C	23	발 생 량		3.1	0.0	0.0	0.0	0.0	0.0	0.0	0.0	0.0	0.0	0.0	0.1	0.0	0.0	0.0	3.0
				처리방법	매 립	0.0															
					소 각	0.0															
					재 활 용	3.1											0.1				3.0
					해역배출	0.0															
		C	24	발 생 량		4.1	0.0	0.0	0.0	3.3	0.8	0.0	0.0	0.0	0.0	0.0	0.0	0.0	0.0	0.0	0.0
				처리방법	매 립	3.3				3.3											
					소 각	0.0															
					재 활 용	0.8					0.8										
					해역배출	0.0															
		C	25	발 생 량		3.8	1.6	0.0	0.0	1.4	0.3	0.0	0.0	0.0	0.0	0.0	0.1	0.4	0.0	0.0	0.0
				처리방법	매 립	1.9	0.9			0.3	0.3						0.1	0.3			
					소 각	0.0															
					재 활 용	1.9	0.7			1.1								0.1			
					해역배출	0.0															
		C	26	발 생 량		15.1	0.0	0.0	0.0	0.4	0.0	0.0	0.0	0.0	0.0	0.0	14.4	0.0	0.0	0.0	0.3
				처리방법	매 립	0.6				0.4											0.2
					소 각	0.0															
					재 활 용	14.5											14.4				0.1
					해역배출	0.0															
		C	28	발 생 량		3.7	0.0	0.0	0.0	0.0	0.0	0.0	0.0	0.0	0.0	1.4	2.3	0.0	0.0	0.0	0.0
				처리방법	매 립	3.6										1.3	2.3				
					소 각	0.0															
					재 활 용	0.1										0.1					
					해역배출	0.0															
		C	29	발 생 량		0.1	0.0	0.0	0.0	0.0	0.0	0.0	0.0	0.0	0.0	0.0	0.0	0.1	0.0	0.0	0.0
				처리방법	매 립	0.1												0.1			
					소 각	0.0															
					재 활 용	0.0															
					해역배출	0.0															
		C	30	발 생 량		0.9	0.0	0.0	0.0	0.0	0.6	0.0	0.0	0.0	0.2	0.0	0.1	0.0	0.0	0.0	0.0
				처리방법	매 립	0.7					0.6						0.1				
					소 각	0.0															
					재 활 용	0.2									0.2						
					해역배출	0.0															
		C	32	발 생 량		0.1	0.0	0.0	0.1	0.0	0.0	0.0	0.0	0.0	0.0	0.0	0.0	0.0	0.0	0.0	0.0
				처리방법	매 립	0.1			0.1												
					소 각	0.0															
					재 활 용	0.0															
					해역배출	0.0															
		C	33	발 생 량		45.2	0.0	0.0	0.0	0.3	0.0	0.0	0.0	0.0	0.0	0.0	9.1	0.8	0.0	0.2	34.8
				처리방법	매 립	0.6				0.3										0.2	0.1
					소 각	0.0															
					재 활 용	44.6											9.1	0.8			34.7
					해역배출	0.0															
		D		발 생 량		7.1	0.0	0.0	7.1	0.0	0.0	0.0	0.0	0.0	0.0	0.0	0.0	0.0	0.0	0.0	0.0
				처리방법	매 립	7.1			7.1												
					소 각	0.0															
					재 활 용	0.0															
					해역배출	0.0															
		E		발 생 량		21.3	0.0	0.0	0.0	0.0	0.0	0.0	0.0	0.0	0.0	0.0	0.2	3.5	0.0	0.0	17.6
				처리방법	매 립	9.4											0.2	0.6			8.6
					소 각	0.0															
					재 활 용	11.9												2.9			9.0
					해역배출	0.0															

(단위:톤/일)

지역구분		업종		발생량 및 처리현황		총계	가 연 성														
시도	시군구	대분류	중분류				소계	폐지류	폐목재류	폐합성고분자화합물				유기성오니류				동식물성잔재물	폐식용유	기타
										폐섬유류	폐합성 수지	폐합성 고무	폐피혁	폐수처리오니	공정오니	정수 처리오니	하수 처리오니			
충북	충주시	F		발 생 량		37.9	8.2	0.0	6.0	0.0	2.2	0.0	0.0	0.0	0.0	0.0	0.0	0.0	0.0	0.0
				처리방법	매 립	14.7	0.0													
					소 각	14.1	0.0													
					재 활 용	9.1	8.2		6.0		2.2									
					해역배출	0.0	0.0													
		G		발 생 량		7.8	0.1	0.0	0.0	0.0	0.0	0.1	0.0	0.0	0.0	0.0	0.0	0.0	0.0	0.0
				처리방법	매 립	0.1	0.0													
					소 각	0.0	0.0													
					재 활 용	7.7	0.1					0.1								
					해역배출	0.0	0.0													
		O		발 생 량		0.3	0.3	0.0	0.1	0.0	0.2	0.0	0.0	0.0	0.0	0.0	0.0	0.0	0.0	0.0
				처리방법	매 립	0.0	0.0													
					소 각	0.2	0.2				0.2									
					재 활 용	0.1	0.1		0.1											
					해역배출	0.0	0.0													
		P		발 생 량		1.0	1.0	0.0	0.3	0.1	0.0	0.0	0.0	0.0	0.0	0.0	0.0	0.0	0.0	0.6
				처리방법	매 립	0.0	0.0													
					소 각	0.7	0.7			0.1										0.6
					재 활 용	0.3	0.3		0.3											
					해역배출	0.0	0.0													
		R		발 생 량		0.1	0.1	0.0	0.0	0.0	0.1	0.0	0.0	0.0	0.0	0.0	0.0	0.0	0.0	0.0
				처리방법	매 립	0.0	0.0													
					소 각	0.0	0.0													
					재 활 용	0.1	0.1				0.1									
					해역배출	0.0	0.0													
	제천시	소계		발 생 량		204.0	125.6	0.0	4.1	0.0	121.2	0.2	0.0	0.0	0.0	0.0	0.0	0.0	0.1	0.0
				처리방법	매 립	14.5	0.0	0.0	0.0	0.0	0.0	0.0	0.0	0.0	0.0	0.0	0.0	0.0	0.0	0.0
					소 각	3.5	3.5	0.0	0.0	0.0	3.4	0.1	0.0	0.0	0.0	0.0	0.0	0.0	0.0	0.0
					재 활 용	186.0	122.1	0.0	4.1	0.0	117.8	0.1	0.0	0.0	0.0	0.0	0.0	0.0	0.1	0.0
					해역배출	0.0	0.0	0.0	0.0	0.0	0.0	0.0	0.0	0.0	0.0	0.0	0.0	0.0	0.0	0.0
		D		발 생 량		2.0	0.0	0.0	0.0	0.0	0.0	0.0	0.0	0.0	0.0	0.0	0.0	0.0	0.0	0.0
				처리방법	매 립	0.0	0.0													
					소 각	0.0	0.0													
					재 활 용	2.0	0.0													
					해역배출	0.0	0.0													
		E		발 생 량		189.4	122.8	0.0	4.1	0.0	118.5	0.2	0.0	0.0	0.0	0.0	0.0	0.0	0.0	0.0
				처리방법	매 립	12.8	0.0													
					소 각	1.8	1.8		0.0		1.7	0.1								
					재 활 용	174.8	121.0		4.1		116.8	0.1								
					해역배출	0.0	0.0													
		C	10	발 생 량		0.7	0.7	0.0	0.0	0.0	0.6	0.0	0.0	0.0	0.0	0.0	0.0	0.0	0.1	0.0
				처리방법	매 립	0.0	0.0													
					소 각	0.3	0.3				0.3									
					재 활 용	0.4	0.4				0.3								0.1	
					해역배출	0.0	0.0													
		C	21	발 생 량		10.5	0.7	0.0	0.0	0.0	0.7	0.0	0.0	0.0	0.0	0.0	0.0	0.0	0.0	0.0
				처리방법	매 립	1.7	0.0													
					소 각	0.6	0.6				0.6									
					재 활 용	8.2	0.1				0.1									
					해역배출	0.0	0.0													
		C	33	발 생 량		0.7	0.7	0.0	0.0	0.0	0.7	0.0	0.0	0.0	0.0	0.0	0.0	0.0	0.0	0.0
				처리방법	매 립	0.0	0.0													
					소 각	0.4	0.4				0.4									
					재 활 용	0.3	0.3	0.0			0.3									
					해역배출	0.0	0.0													

(단위:톤/일)

구분		업종		발생량 및 처리현황		불 연 성															
시도	시군구	대분류	중분류			소계	광재류	연소재	소각재	분진류	폐주물사 모래류	폐금속류	폐석회 석고류	폐촉매	폐흡착재폐흡수재	유리·도자기편류	무기성오니류				기타
																	폐수처리오니	공정오니	정수처리오니	하수처리오니	
충북	충주시	F		발 생 량		29.7	0.0	0.0	14.2	0.0	0.1	0.0	0.0	0.0	0.0	0.0	0.2	0.4	0.0	0.0	14.8
				처리방법	매 립	14.7			14.2								0.2				0.3
					소 각	14.1															14.1
					재 활 용	0.9					0.1							0.4			0.4
					해역배출	0.0															
		G		발 생 량		7.7	0.0	0.0	0.0	0.1	0.0	0.0	0.0	0.0	0.0	0.0	7.6	0.0	0.0	0.0	0.0
				처리방법	매 립	0.1				0.1											
					소 각	0.0															
					재 활 용	7.6											7.6				
					해역배출	0.0															
		O		발 생 량		0.0	0.0	0.0	0.0	0.0	0.0	0.0	0.0	0.0	0.0	0.0	0.0	0.0	0.0	0.0	0.0
				처리방법	매 립	0.0															
					소 각	0.0															
					재 활 용	0.0															
					해역배출	0.0															
		P		발 생 량		0.0	0.0	0.0	0.0	0.0	0.0	0.0	0.0	0.0	0.0	0.0	0.0	0.0	0.0	0.0	0.0
				처리방법	매 립	0.0															
					소 각	0.0															
					재 활 용	0.0															
					해역배출	0.0															
		R		발 생 량		0.0	0.0	0.0	0.0	0.0	0.0	0.0	0.0	0.0	0.0	0.0	0.0	0.0	0.0	0.0	0.0
				처리방법	매 립	0.0															
					소 각	0.0															
					재 활 용	0.0															
					해역배출	0.0															
	제천시	소계		발 생 량		78.4	0.0	0.0	0.0	1.2	0.0	0.0	2.6	0.0	0.0	2.3	0.3	3.4	2.0	55.8	10.8
				처리방법	매 립	14.5	0.0	0.0	0.0	0.0	0.0	0.0	0.0	0.0	0.0	0.0	0.0	1.7	0.0	2.0	10.8
					소 각	0.0	0.0	0.0	0.0	0.0	0.0	0.0	0.0	0.0	0.0	0.0	0.0	0.0	0.0	0.0	0.0
					재 활 용	63.9	0.0	0.0	0.0	1.2	0.0	0.0	2.6	0.0	0.0	2.3	0.3	1.7	2.0	53.8	0.0
					해역배출	0.0	0.0	0.0	0.0	0.0	0.0	0.0	0.0	0.0	0.0	0.0	0.0	0.0	0.0	0.0	0.0
		D		발 생 량		2.0	0.0	0.0	0.0	0.0	0.0	0.0	0.0	0.0	0.0	0.0	0.0	0.0	2.0	0.0	0.0
				처리방법	매 립	0.0															
					소 각	0.0															
					재 활 용	2.0													2.0		
					해역배출	0.0															
		E		발 생 량		66.6	0.0	0.0	0.0	0.0	0.0	0.0	0.0	0.0	0.0	0.0	0.0	0.0	0.0	55.8	10.8
				처리방법	매 립	12.8														2.0	10.8
					소 각	0.0															
					재 활 용	53.8														53.8	
					해역배출	0.0															
		C	10	발 생 량		0.0	0.0	0.0	0.0	0.0	0.0	0.0	0.0	0.0	0.0	0.0	0.0	0.0	0.0	0.0	0.0
				처리방법	매 립	0.0															
					소 각	0.0															
					재 활 용	0.0															
					해역배출	0.0															
		C	21	발 생 량		9.8	0.0	0.0	0.0	1.2	0.0	0.0	2.6	0.0	0.0	2.3	0.3	3.4	0.0	0.0	0.0
				처리방법	매 립	1.7												1.7			
					소 각	0.0															
					재 활 용	8.1				1.2			2.6			2.3	0.3	1.7			
					해역배출	0.0															
		C	33	발 생 량		0.0	0.0	0.0	0.0	0.0	0.0	0.0	0.0	0.0	0.0	0.0	0.0	0.0	0.0	0.0	0.0
				처리방법	매 립	0.0															
					소 각	0.0															
					재 활 용	0.0															
					해역배출	0.0															

(단위:톤/일)

지역구분		업종		발생량 및 처리현황		총계	가 연 성														
시도	시군구	대분류	중분류				소계	폐지류	폐목재류	폐합성고분자화합물				유기성오니류				동식물성잔재물	폐식용유	기타
										폐섬유류	폐합성 수지	폐합성 고무	폐피혁	폐수처리오니	공정오니	정수 처리오니	하수 처리오니			
충북	제천시	C	23	발 생 량		0.7	0.7	0.0	0.0	0.0	0.7	0.0	0.0	0.0	0.0	0.0	0.0	0.0	0.0	0.0
				처리방법	매 립	0.0	0.0													
					소 각	0.4	0.4				0.4									
					재 활 용	0.3	0.3	0.0			0.3									
					해역배출	0.0	0.0													
	청원시	소계		발 생 량		1872.4	1524.4	0.4	6.5	1.2	458.4	1.9	0.0	949.1	32.6	0.0	11.2	47.3	0.5	15.3
				처리방법	매 립	152.7	26.4	0.0	0.0	0.0	0.0	0.0	0.0	12.0	0.1	0.0	1.0	0.8	0.0	12.5
					소 각	909.8	909.1	0.0	0.1	0.1	214.2	0.6	0.0	692.5	0.4	0.0	0.0	0.3	0.0	0.9
					재 활 용	784.7	563.7	0.4	6.4	1.1	244.2	1.3	0.0	219.4	32.1	0.0	10.2	46.2	0.5	1.9
					해역배출	25.2	25.2	0.0	0.0	0.0	0.0	0.0	0.0	25.2	0.0	0.0	0.0	0.0	0.0	0.0
		A		발 생 량		0.1	0.1	0.0	0.0	0.0	0.1	0.0	0.0	0.0	0.0	0.0	0.0	0.0	0.0	0.0
				처리방법	매 립	0.0	0.0													
					소 각	0.1	0.1				0.1			0.0						
					재 활 용	0.0	0.0													
					해역배출	0.0	0.0													
		C	10	발 생 량		105.5	104.8	0.0	0.0	0.0	16.9	0.0	0.0	16.5	24.0	0.0	0.0	43.3	0.5	3.6
				처리방법	매 립	4.9	4.2							0.4				0.8		3.0
					소 각	13.8	13.8				13.8			0.0						
					재 활 용	86.8	86.8				3.1			16.1	24.0			42.5	0.5	0.6
					해역배출	0.0	0.0													
		C	11	발 생 량		32.0	3.6	0.0	0.0	0.0	0.9	0.0	0.0	1.3	1.0	0.0	0.0	0.4	0.0	0.0
				처리방법	매 립	0.1	0.0													
					소 각	0.0	0.0													0.0
					재 활 용	31.9	3.6				0.9			1.3	1.0			0.4		
					해역배출	0.0	0.0													
		C	13	발 생 량		1.1	1.1	0.0	0.0	0.5	0.6	0.0	0.0	0.0	0.0	0.0	0.0	0.0	0.0	0.0
				처리방법	매 립	0.0	0.0													
					소 각	0.3	0.3			0.1	0.2									
					재 활 용	0.8	0.8			0.4	0.4									
					해역배출	0.0	0.0													
		C	17	발 생 량		1087.6	1024.3	0.0	0.9	0.0	134.6	0.0	0.0	888.7	0.1	0.0	0.0	0.0	0.0	0.0
				처리방법	매 립	6.1	5.9							5.8	0.1					
					소 각	810.1	810.1		0.0		118.0			692.1						
					재 활 용	271.4	208.3		0.9		16.6			190.8						0.0
					해역배출	0.0	0.0													
		C	20	발 생 량		141.3	75.3	0.0	1.9	0.0	72.9	0.0	0.0	0.2	0.0	0.0	0.0	0.3	0.0	0.0
				처리방법	매 립	1.9	0.2							0.2						
					소 각	28.9	28.7		0.0		28.4							0.3		
					재 활 용	110.5	46.4		1.9		44.5									0.0
					해역배출	0.0	0.0													
		C	21	발 생 량		4.6	4.2	0.0	0.0	0.0	0.7	0.0	0.0	1.1	0.4	0.0	0.0	1.1	0.0	0.9
				처리방법	매 립	0.0	0.0													
					소 각	2.4	2.0				0.7				0.4					0.9
					재 활 용	1.3	1.3							0.2				1.1		
					해역배출	0.9	0.9							0.9						
		C	22	발 생 량		7.0	7.0	0.1	0.1	0.0	6.8	0.0	0.0	0.0	0.0	0.0	0.0	0.0	0.0	0.0
				처리방법	매 립	0.0	0.0													
					소 각	0.8	0.8				0.8									0.0
					재 활 용	6.2	6.2	0.1	0.1		6.0									0.0
					해역배출	0.0	0.0													
		C	23	발 생 량		15.7	0.9	0.0	0.1	0.0	0.7	0.1	0.0	0.0	0.0	0.0	0.0	0.0	0.0	0.0
				처리방법	매 립	6.2	0.0													
					소 각	0.5	0.5				0.5									
					재 활 용	9.0	0.4		0.1		0.2	0.1						0.0		
					해역배출	0.0	0.0													

(단위:톤/일)

구분		업종		발생량 및 처리현황		불 연 성															
시도	시군구	대분류	중분류			소계	광재류	연소재	소각재	분진류	폐주물사 모래류	폐금속류	폐석회 석고류	폐촉매	폐흡착재폐흡수재	유리·도자기편류	무기성오니류				기타
																	폐수처리오니	공정오니	정수처리오니	하수처리오니	
충북	제천시	C	23	발 생 량		0.0	0.0	0.0	0.0	0.0	0.0	0.0	0.0	0.0	0.0	0.0	0.0	0.0	0.0	0.0	0.0
				처리방법	매 립	0.0															
					소 각	0.0															
					재 활 용	0.0															
					해역배출	0.0															
	청원시	소계		발 생 량		348.0	0.1	0.0	169.7	1.6	6.6	0.5	0.6	0.0	7.7	38.4	26.2	1.9	0.0	0.0	94.7
				처리방법	매 립	126.3	0.1	0.0	110.9	1.0	0.3	0.0	0.0	0.0	1.0	0.7	11.0	1.3	0.0	0.0	0.0
					소 각	0.7	0.0	0.0	0.0	0.0	0.0	0.0	0.0	0.0	0.0	0.0	0.4	0.2	0.0	0.0	0.1
					재 활 용	221.0	0.0	0.0	58.8	0.6	6.3	0.5	0.6	0.0	6.7	37.7	14.8	0.4	0.0	0.0	94.6
					해역배출	0.0	0.0	0.0	0.0	0.0	0.0	0.0	0.0	0.0	0.0	0.0	0.0	0.0	0.0	0.0	0.0
		A		발 생 량		0.0	0.0	0.0	0.0	0.0	0.0	0.0	0.0	0.0	0.0	0.0	0.0	0.0	0.0	0.0	0.0
				처리방법	매 립	0.0															
					소 각	0.0															
					재 활 용	0.0															
					해역배출	0.0															
		C	10	발 생 량		0.7	0.0	0.0	0.0	0.0	0.0	0.0	0.0	0.0	0.4	0.0	0.3	0.0	0.0	0.0	0.0
				처리방법	매 립	0.7									0.4		0.3				
					소 각	0.0															
					재 활 용	0.0									0.0			0.0			
					해역배출	0.0															
		C	11	발 생 량		28.4	0.0	0.0	0.0	0.0	0.0	0.0	0.0	0.0	0.2	28.2	0.0	0.0	0.0	0.0	0.0
				처리방법	매 립	0.1									0.1						
					소 각	0.0															
					재 활 용	28.3									0.1	28.2					
					해역배출	0.0															
		C	13	발 생 량		0.0	0.0	0.0	0.0	0.0	0.0	0.0	0.0	0.0	0.0	0.0	0.0	0.0	0.0	0.0	0.0
				처리방법	매 립	0.0															
					소 각	0.0															
					재 활 용	0.0															
					해역배출	0.0															
		C	17	발 생 량		63.3	0.0	0.0	58.8	0.0	0.0	0.0	0.0	0.0	1.9	0.0	2.4	0.2	0.0	0.0	0.0
				처리방법	매 립	0.2				0.0								0.2			
					소 각	0.0												0.0			
					재 활 용	63.1			58.8						1.9		2.4				
					해역배출	0.0															
		C	20	발 생 량		66.0	0.0	0.0	0.0	0.2	0.0	0.0	0.0	0.0	0.2	0.0	1.4	0.2	0.0	0.0	64.0
				처리방법	매 립	1.7				0.2			0.0		0.2		1.3				
					소 각	0.2												0.2			
					재 활 용	64.1				0.0						0.0	0.1				64.0
					해역배출	0.0															
		C	21	발 생 량		0.4	0.0	0.0	0.0	0.0	0.0	0.0	0.0	0.0	0.0	0.0	0.4	0.0	0.0	0.0	0.0
				처리방법	매 립	0.0															
					소 각	0.4											0.4				
					재 활 용	0.0															
					해역배출	0.0															
		C	22	발 생 량		0.0	0.0	0.0	0.0	0.0	0.0	0.0	0.0	0.0	0.0	0.0	0.0	0.0	0.0	0.0	0.0
				처리방법	매 립	0.0															
					소 각	0.0															
					재 활 용	0.0									0.0						
					해역배출	0.0															
		C	23	발 생 량		14.8	0.0	0.0	0.0	0.0	0.0	0.0	0.6	0.0	0.0	4.8	7.7	0.7	0.0	0.0	1.0
				처리방법	매 립	6.2					0.0		0.0			0.5	5.4	0.3			
					소 각	0.0															
					재 활 용	8.6							0.6			4.3	2.3	0.4			1.0
					해역배출	0.0															

(단위:톤/일)

지역구분		업종		발생량 및 처리현황		총계	가 연 성														
시도	시군구	대분류	중분류				소계	폐지류	폐목재류	폐합성고분자화합물				유기성오니류				동식물성잔재물	폐식용유	기타
										폐섬유류	폐합성 수지	폐합성 고무	폐피혁	폐수처리오니	공정오니	정수 처리오니	하수 처리오니			
충북	청원시	C	24	발 생 량		5.1	0.2	0.0	0.0	0.0	0.2	0.0	0.0	0.0	0.0	0.0	0.0	0.0	0.0	0.0
				처리방법	매 립	0.2	0.0													
					소 각	0.0	0.0													
					재 활 용	4.9	0.2				0.2									
					해역배출	0.0	0.0													
		C	25	발 생 량		2.1	0.0	0.0	0.0	0.0	0.0	0.0	0.0	0.0	0.0	0.0	0.0	0.0	0.0	0.0
				처리방법	매 립	0.4	0.0													
					소 각	0.0	0.0													
					재 활 용	1.7	0.0				0.0									
					해역배출	0.0	0.0													
		C	26	발 생 량		49.9	13.2	0.3	0.1	0.0	12.2	0.4	0.0	0.0	0.0	0.0	0.0	0.2	0.0	0.0
				처리방법	매 립	2.4	0.0													
					소 각	1.3	1.2		0.1		1.1									
					재 활 용	46.2	12.0	0.3			11.1	0.4						0.2		
					해역배출	0.0	0.0													
		C	27	발 생 량		0.7	0.5	0.0	0.0	0.0	0.5	0.0	0.0	0.0	0.0	0.0	0.0	0.0	0.0	0.0
				처리방법	매 립	0.2	0.0													
					소 각	0.2	0.2				0.2									
					재 활 용	0.3	0.3				0.3									
					해역배출	0.0	0.0													
		C	28	발 생 량		2.8	0.8	0.0	0.0	0.0	0.8	0.0	0.0	0.0	0.0	0.0	0.0	0.0	0.0	0.0
				처리방법	매 립	2.0	0.0													
					소 각	0.2	0.2				0.2									
					재 활 용	0.6	0.6				0.6									
					해역배출	0.0	0.0													
		C	29	발 생 량		1.0	0.8	0.0	0.0	0.0	0.8	0.0	0.0	0.0	0.0	0.0	0.0	0.0	0.0	0.0
				처리방법	매 립	0.2	0.0													
					소 각	0.0	0.0				0.0									
					재 활 용	0.8	0.8				0.8									
					해역배출	0.0	0.0													
		C	30	발 생 량		15.9	13.9	0.0	0.0	0.0	13.8	0.0	0.0	0.0	0.0	0.0	0.0	0.0	0.0	0.1
				처리방법	매 립	0.3	0.0													
					소 각	0.2	0.2				0.2									
					재 활 용	15.4	13.7				13.6									0.1
					해역배출	0.0	0.0													
		C	33	발 생 량		9.4	2.9	0.0	0.4	0.0	2.5	0.0	0.0	0.0	0.0	0.0	0.0	0.0	0.0	0.0
				처리방법	매 립	0.0	0.0													
					소 각	0.0	0.0													
					재 활 용	9.4	2.9		0.4		2.5									
					해역배출	0.0	0.0													
		E		발 생 량		355.2	239.2	0.0	3.0	0.0	167.5	1.4	0.0	40.9	7.1	0.0	9.5	0.0	0.0	9.8
				처리방법	매 립	126.7	15.1							5.6						9.5
					소 각	49.6	49.6		0.0		49.0	0.6								0.0
					재 활 용	154.6	150.2		3.0		118.5	0.8		11.0	7.1		9.5			0.3
					해역배출	24.3	24.3							24.3						
		F		발 생 량		0.2	0.2	0.0	0.0	0.0	0.2	0.0	0.0	0.0	0.0	0.0	0.0	0.0	0.0	0.0
				처리방법	매 립	0.0	0.0													
					소 각	0.2	0.2				0.2									
					재 활 용	0.0	0.0													
					해역배출	0.0	0.0													
		G		발 생 량		7.8	4.1	0.0	0.0	0.7	1.0	0.0	0.0	0.4	0.0	0.0	0.0	2.0	0.0	0.0
				처리방법	매 립	0.0	0.0													
					소 각	0.5	0.5			0.0	0.1			0.4						
					재 활 용	7.3	3.6		0.0	0.7	0.9							2.0		
					해역배출	0.0	0.0													

(단위:톤/일)

구분		업종		발생량 및 처리현황		불 연 성															
시도	시군구	대분류	중분류			소계	광재류	연소재	소각재	분진류	폐주물사 모래류	폐금속류	폐석회 석고류	폐촉매	폐흡착재폐흡수재	유리·도자기편류	무기성오니류				기타
																	폐수처리오니	공정오니	정수처리오니	하수처리오니	
충북	청원시	C	24	발 생 량		4.9	0.0	0.0	0.0	0.2	4.7	0.0	0.0	0.0	0.0	0.0	0.0	0.0	0.0	0.0	0.0
				처리방법	매 립	0.2				0.2								0.0			
					소 각	0.0															
					재 활 용	4.7					4.7										
					해역배출	0.0															
		C	25	발 생 량		2.1	0.1	0.0	0.0	0.3	1.6	0.0	0.0	0.0	0.0	0.0	0.1	0.0	0.0	0.0	0.0
				처리방법	매 립	0.4	0.1			0.3											
					소 각	0.0															
					재 활 용	1.7	0.0				1.6						0.1				
					해역배출	0.0															
		C	26	발 생 량		36.7	0.0	0.0	0.0	0.3	0.0	0.5	0.0	0.0	0.4	0.2	5.6	0.0	0.0	0.0	29.7
				처리방법	매 립	2.4									0.3	0.2	1.9	0.0			
					소 각	0.1											0.0				0.1
					재 활 용	34.2	0.0			0.3		0.5			0.1		3.7				29.6
					해역배출	0.0															
		C	27	발 생 량		0.2	0.0	0.0	0.0	0.0	0.2	0.0	0.0	0.0	0.0	0.0	0.0	0.0	0.0	0.0	0.0
				처리방법	매 립	0.2					0.2										
					소 각	0.0											0.0	0.0			
					재 활 용	0.0												0.0			
					해역배출	0.0															
		C	28	발 생 량		2.0	0.0	0.0	0.0	0.0	0.0	0.0	0.0	0.0	0.0	0.0	2.0	0.0	0.0	0.0	0.0
				처리방법	매 립	2.0											2.0				
					소 각	0.0															
					재 활 용	0.0											0.0				
					해역배출	0.0															
		C	29	발 생 량		0.2	0.0	0.0	0.0	0.0	0.1	0.0	0.0	0.0	0.0	0.0	0.1	0.0	0.0	0.0	0.0
				처리방법	매 립	0.2					0.1						0.1				
					소 각	0.0															
					재 활 용	0.0															
					해역배출	0.0															
		C	30	발 생 량		2.0	0.0	0.0	0.0	0.4	0.0	0.0	0.0	0.0	0.1	1.5	0.0	0.0	0.0	0.0	0.0
				처리방법	매 립	0.3				0.3											
					소 각	0.0															
					재 활 용	1.7				0.1					0.1	1.5					
					해역배출	0.0															
		C	33	발 생 량		6.5	0.0	0.0	0.0	0.2	0.0	0.0	0.0	0.0	0.1	0.0	6.2	0.0	0.0	0.0	0.0
				처리방법	매 립	0.0															
					소 각	0.0															
					재 활 용	6.5				0.2					0.1		6.2				
					해역배출	0.0															
		E		발 생 량		116.0	0.0	0.0	110.9	0.0	0.0	0.0	0.0	0.0	4.4	0.0	0.0	0.7	0.0	0.0	0.0
				처리방법	매 립	111.6			110.9									0.7			
					소 각	0.0															
					재 활 용	4.4									4.4						
					해역배출	0.0															
		F		발 생 량		0.0	0.0	0.0	0.0	0.0	0.0	0.0	0.0	0.0	0.0	0.0	0.0	0.0	0.0	0.0	0.0
				처리방법	매 립	0.0															
					소 각	0.0															
					재 활 용	0.0															
					해역배출	0.0															
		G		발 생 량		3.7	0.0	0.0	0.0	0.0	0.0	0.0	0.0	0.0	0.0	3.7	0.0	0.0	0.0	0.0	0.0
				처리방법	매 립	0.0															
					소 각	0.0															
					재 활 용	3.7									0.0	3.7					
					해역배출	0.0															

(단위:톤/일)

지역구분		업종		발생량 및 처리현황		총계	가 연 성													
시도	시군구	대분류	중분류				소계	폐지류	폐목재류	폐합성고분자화합물				유기성오니류				동식물성잔재물	폐식용유	기타
										폐섬유류	폐합성 수지	폐합성 고무	폐피혁	폐수처리오니	공정오니	정수 처리오니	하수 처리오니			
충북	청원시	L		발생량		3.7	3.7	0.0	0.0	0.0	3.7	0.0	0.0	0.0	0.0	0.0	0.0	0.0	0.0	0.0
				처리방법	매 립	0.0	0.0													
					소 각	0.5	0.5		0.0		0.5									
					재 활 용	3.2	3.2				3.2									
					해역배출	0.0	0.0													
		M		발생량		22.6	22.5	0.0	0.0	0.0	20.8	0.0	0.0	0.0	0.0	0.0	1.7	0.0	0.0	0.0
				처리방법	매 립	1.1	1.0										1.0			
					소 각	0.0	0.0													
					재 활 용	21.5	21.5				20.8						0.7			
					해역배출	0.0	0.0													
		O		발생량		0.9	0.9	0.0	0.0	0.0	0.0	0.0	0.0	0.0	0.0	0.0	0.0	0.0	0.0	0.9
				처리방법	매 립	0.0	0.0													
					소 각	0.0	0.0													
					재 활 용	0.9	0.9				0.0									0.9
					해역배출	0.0	0.0													
		P		발생량		0.2	0.2	0.0	0.0	0.0	0.2	0.0	0.0	0.0	0.0	0.0	0.0	0.0	0.0	0.0
				처리방법	매 립	0.0	0.0													
					소 각	0.2	0.2				0.2									
					재 활 용	0.0	0.0													
					해역배출	0.0	0.0													
	보은군	소계		발생량		21.6	13.0	0.0	0.2	0.1	2.2	0.2	0.0	0.2	0.1	0.0	7.0	0.0	0.0	0.2
				처리방법	매 립	7.2	0.1	0.0	0.0	0.0	0.0	0.1	0.0	0.0	0.0	0.0	0.0	0.0	0.0	0.0
					소 각	1.3	1.3	0.0	0.0	0.0	0.8	0.1	0.0	0.1	0.1	0.0	0.0	0.0	0.0	0.2
					재 활 용	13.1	11.6	0.0	0.2	0.1	1.4	0.0	0.0	0.1	0.0	0.0	7.0	2.8	0.0	0.0
					해역배출	0.0	0.0	0.0	0.0	0.0	0.0	0.0	0.0	0.0	0.0	0.0	0.0	0.0	0.0	0.0
		C	10	발생량		3.3	3.3	0.0	0.0	0.0	0.4	0.0	0.0	0.1	0.1	0.0	0.0	2.7	0.0	0.0
				처리방법	매 립	0.0	0.0													
					소 각	0.4	0.4				0.3				0.1					
					재 활 용	2.9	2.9				0.1			0.1				2.7		
					해역배출	0.0	0.0													
		C	20	발생량		1.2	0.8	0.0	0.0	0.1	0.5	0.0	0.0	0.1	0.0	0.0	0.0	0.1	0.0	0.0
				처리방법	매 립	0.2	0.0													
					소 각	0.4	0.4				0.3			0.1						
					재 활 용	0.6	0.4			0.1	0.2							0.1		
					해역배출	0.0	0.0													
		C	21	발생량		0.2	0.2	0.0	0.0	0.0	0.1	0.0	0.0	0.0	0.0	0.0	0.0	0.0	0.0	0.1
				처리방법	매 립	0.0	0.0													
					소 각	0.1	0.1													0.1
					재 활 용	0.1	0.1				0.1									
					해역배출	0.0	0.0													
		C	22	발생량		0.2	0.2	0.0	0.0	0.0	0.2	0.0	0.0	0.0	0.0	0.0	0.0	0.0	0.0	0.0
				처리방법	매 립	0.0	0.0													
					소 각	0.1	0.1				0.1									
					재 활 용	0.1	0.1				0.1									
					해역배출	0.0	0.0													
		C	23	발생량		1.8	0.1	0.0	0.0	0.0	0.1	0.0	0.0	0.0	0.0	0.0	0.0	0.0	0.0	0.0
				처리방법	매 립	1.7	0.0													
					소 각	0.0	0.0													
					재 활 용	0.1	0.1				0.1									
					해역배출	0.0	0.0													
		C	24	발생량		6.0	0.1	0.0	0.0	0.0	0.1	0.0	0.0	0.0	0.0	0.0	0.0	0.0	0.0	0.0
				처리방법	매 립	4.6	0.0													
					소 각	0.1	0.1				0.1									
					재 활 용	1.3	0.0													
					해역배출	0.0	0.0													

(단위:톤/일)

구분		업종		발생량 및 처리현황		불 연 성															
시도	시군구	대분류	중분류			소계	광재류	연소재	소각재	분진류	폐주물사 모래류	폐금속류	폐석회 석고류	폐촉매	폐흡착재폐흡수재	유리·도자기편류	무기성오니류				기타
																	폐수처리오니	공정오니	정수처리오니	하수처리오니	
충북	청원시	L		발 생 량		0.0	0.0	0.0	0.0	0.0	0.0	0.0	0.0	0.0	0.0	0.0	0.0	0.0	0.0	0.0	0.0
				처리방법	매 립	0.0															
					소 각	0.0															
					재 활 용	0.0															
					해역배출	0.0															
		M		발 생 량		0.1	0.0	0.0	0.0	0.0	0.0	0.0	0.0	0.0	0.0	0.0	0.0	0.1	0.0	0.0	0.0
				처리방법	매 립	0.1												0.1			
					소 각	0.0															
					재 활 용	0.0															
					해역배출	0.0															
		O		발 생 량		0.0	0.0	0.0	0.0	0.0	0.0	0.0	0.0	0.0	0.0	0.0	0.0	0.0	0.0	0.0	0.0
				처리방법	매 립	0.0															
					소 각	0.0															
					재 활 용	0.0															
					해역배출	0.0															
		P		발 생 량		0.0	0.0	0.0	0.0	0.0	0.0	0.0	0.0	0.0	0.0	0.0	0.0	0.0	0.0	0.0	0.0
				처리방법	매 립	0.0															
					소 각	0.0															
					재 활 용	0.0															
					해역배출	0.0															
	보은군	소계		발 생 량		8.6	0.7	0.0	0.0	0.2	5.0	0.0	0.0	0.0	0.1	0.0	0.1	0.0	0.0	0.0	2.5
				처리방법	매 립	7.1	0.5	0.0	0.0	0.1	4.0	0.0	0.0	0.0	0.0	0.0	0.1	0.0	0.0	0.0	2.4
					소 각	0.0	0.0	0.0	0.0	0.0	0.0	0.0	0.0	0.0	0.0	0.0	0.0	0.0	0.0	0.0	0.0
					재 활 용	1.5	0.2	0.0	0.0	0.1	1.0	0.0	0.0	0.0	0.1	0.0	0.0	0.0	0.0	0.0	0.1
					해역배출	0.0	0.0	0.0	0.0	0.0	0.0	0.0	0.0	0.0	0.0	0.0	0.0	0.0	0.0	0.0	0.0
		C	10	발 생 량		0.0	0.0	0.0	0.0	0.0	0.0	0.0	0.0	0.0	0.0	0.0	0.0	0.0	0.0	0.0	0.0
				처리방법	매 립	0.0															
					소 각	0.0															
					재 활 용	0.0															
					해역배출	0.0															
		C	20	발 생 량		0.4	0.0	0.0	0.0	0.0	0.0	0.0	0.0	0.0	0.1	0.0	0.1	0.0	0.0	0.0	0.2
				처리방법	매 립	0.2											0.1				0.1
					소 각	0.0															
					재 활 용	0.2									0.1						0.1
					해역배출	0.0															
		C	21	발 생 량		0.0	0.0	0.0	0.0	0.0	0.0	0.0	0.0	0.0	0.0	0.0	0.0	0.0	0.0	0.0	0.0
				처리방법	매 립	0.0															
					소 각	0.0															
					재 활 용	0.0															
					해역배출	0.0															
		C	22	발 생 량		0.0	0.0	0.0	0.0	0.0	0.0	0.0	0.0	0.0	0.0	0.0	0.0	0.0	0.0	0.0	0.0
				처리방법	매 립	0.0															
					소 각	0.0															
					재 활 용	0.0															
					해역배출	0.0															
		C	23	발 생 량		1.7	0.0	0.0	0.0	0.0	0.0	0.0	0.0	0.0	0.0	0.0	0.0	0.0	0.0	0.0	1.7
				처리방법	매 립	1.7															1.7
					소 각	0.0															
					재 활 용	0.0															
					해역배출	0.0															
		C	24	발 생 량		5.9	0.7	0.0	0.0	0.2	5.0	0.0	0.0	0.0	0.0	0.0	0.0	0.0	0.0	0.0	0.0
				처리방법	매 립	4.6	0.5			0.1	4.0										
					소 각	0.0															
					재 활 용	1.3	0.2			0.1	1.0										
					해역배출	0.0															

(단위:톤/일)

지역구분		업종		발생량 및 처리현황		총계	가 연 성														
시도	시군구	대분류	중분류				소계	폐지류	폐목재류	폐합성고분자화합물				유기성오니류				동식물성잔재물	폐식용유	기타
										폐섬유류	폐합성 수지	폐합성 고무	폐피혁	폐수처리오니	공정오니	정수 처리오니	하수 처리오니			
충북	보은군	E		발 생 량		0.2	0.2	0.0	0.0	0.0	0.0	0.2	0.0	0.0	0.0	0.0	0.0	0.0	0.0	0.0
				처리방법	매 립	0.1	0.1					0.1								
					소 각	0.1	0.1					0.1								
					재 활 용	0.0	0.0													
					해역배출	0.0	0.0													
		F		발 생 량		0.2	0.2	0.0	0.2	0.0	0.0	0.0	0.0	0.0	0.0	0.0	0.0	0.0	0.0	0.0
				처리방법	매 립	0.0	0.0													
					소 각	0.0	0.0													
					재 활 용	0.2	0.2		0.2											
					해역배출	0.0	0.0													
		O		발 생 량		8.5	7.9	0.0	0.0	0.0	0.8	0.0	0.0	0.0	0.0	0.0	7.0	0.0	0.0	0.1
				처리방법	매 립	0.6	0.0													
					소 각	0.1	0.1													0.1
					재 활 용	7.8	7.8				0.8						7.0			
					해역배출	0.0	0.0													
	옥천군	소계		발 생 량		53.5	25.2	0.0	0.0	0.0	1.6	1.7	0.0	1.3	0.0	0.0	11.9	8.5	0.0	0.2
				처리방법	매 립	8.0	0.0	0.0	0.0	0.0	0.0	0.0	0.0	0.0	0.0	0.0	0.0	0.0	0.0	0.0
					소 각	1.7	1.7	0.0	0.0	0.0	1.3	0.2	0.0	0.0	0.0	0.0	0.0	0.0	0.0	0.2
					재 활 용	43.8	23.5	0.0	0.0	0.0	0.3	1.5	0.0	1.3	0.0	0.0	11.9	8.5	0.0	0.0
					해역배출	0.0	0.0	0.0	0.0	0.0	0.0	0.0	0.0	0.0	0.0	0.0	0.0	0.0	0.0	0.0
		C	10	발 생 량		10.8	10.1	0.0	0.0	0.0	0.3	0.0	0.0	1.3	0.0	0.0	0.0	8.5	0.0	0.0
				처리방법	매 립	0.0	0.0													
					소 각	0.1	0.1				0.1									
					재 활 용	10.7	10.0				0.2			1.3				8.5		
					해역배출	0.0	0.0													
		C	20	발 생 량		1.3	0.2	0.0	0.0	0.0	0.2	0.0	0.0	0.0	0.0	0.0	0.0	0.0	0.0	0.0
				처리방법	매 립	0.4	0.0													
					소 각	0.2	0.2				0.2									
					재 활 용	0.7	0.0													
					해역배출	0.0	0.0													
		C	22	발 생 량		0.5	0.3	0.0	0.0	0.0	0.3	0.0	0.0	0.0	0.0	0.0	0.0	0.0	0.0	0.0
				처리방법	매 립	0.2	0.0													
					소 각	0.3	0.3				0.3									
					재 활 용	0.0	0.0													
					해역배출	0.0	0.0													
		C	24	발 생 량		3.5	0.1	0.0	0.0	0.0	0.1	0.0	0.0	0.0	0.0	0.0	0.0	0.0	0.0	0.0
				처리방법	매 립	0.5	0.0													
					소 각	0.1	0.1				0.1									
					재 활 용	2.9	0.0													
					해역배출	0.0	0.0													
		C	25	발 생 량		2.7	0.3	0.0	0.0	0.0	0.3	0.0	0.0	0.0	0.0	0.0	0.0	0.0	0.0	0.0
				처리방법	매 립	0.0	0.0													
					소 각	0.2	0.2				0.2									
					재 활 용	2.5	0.1				0.1									
					해역배출	0.0	0.0													
		C	29	발 생 량		3.2	0.3	0.0	0.0	0.0	0.3	0.0	0.0	0.0	0.0	0.0	0.0	0.0	0.0	0.0
				처리방법	매 립	0.1	0.0													
					소 각	0.3	0.3				0.3									
					재 활 용	2.8	0.0													
					해역배출	0.0	0.0													
		C	33	발 생 량		3.0	0.3	0.0	0.0	0.0	0.1	0.2	0.0	0.0	0.0	0.0	0.0	0.0	0.0	0.0
				처리방법	매 립	0.0	0.0													
					소 각	0.3	0.3				0.1	0.2								
					재 활 용	2.7	0.0													
					해역배출	0.0	0.0													

(단위:톤/일)

구분		업종		발생량 및 처리현황		불 연 성															
시도	시군구	대분류	중분류			소계	광재류	연소재	소각재	분진류	폐주물사 모래류	폐금속류	폐석회 석고류	폐촉매	폐흡착재폐흡수재	유리·도자기편류	무기성오니류				기타
																	폐수처리오니	공정오니	정수처리오니	하수처리오니	
충북	보은군	E		발 생 량		0.0	0.0	0.0	0.0	0.0	0.0	0.0	0.0	0.0	0.0	0.0	0.0	0.0	0.0	0.0	0.0
				처리방법	매 립	0.0															
					소 각	0.0															
					재 활 용	0.0															
					해역배출	0.0															
		F		발 생 량		0.0	0.0	0.0	0.0	0.0	0.0	0.0	0.0	0.0	0.0	0.0	0.0	0.0	0.0	0.0	0.0
				처리방법	매 립	0.0															
					소 각	0.0															
					재 활 용	0.0															
					해역배출	0.0															
		O		발 생 량		0.6	0.0	0.0	0.0	0.0	0.0	0.0	0.0	0.0	0.0	0.0	0.0	0.0	0.0	0.0	0.6
				처리방법	매 립	0.6															0.6
					소 각	0.0															
					재 활 용	0.0															
					해역배출	0.0															
	옥천군	소계		발 생 량		28.3	3.1	0.0	5.7	0.5	8.4	0.0	0.0	0.0	0.1	0.7	8.3	0.2	0.2	0.0	1.1
				처리방법	매 립	8.0	0.0	0.0	5.7	0.5	0.9	0.0	0.0	0.0	0.0	0.0	0.5	0.2	0.2	0.0	0.0
					소 각	0.0	0.0	0.0	0.0	0.0	0.0	0.0	0.0	0.0	0.0	0.0	0.0	0.0	0.0	0.0	0.0
					재 활 용	20.3	3.1	0.0	0.0	0.0	7.5	0.0	0.0	0.0	0.1	0.7	7.8	0.0	0.0	0.0	1.1
					해역배출	0.0	0.0	0.0	0.0	0.0	0.0	0.0	0.0	0.0	0.0	0.0	0.0	0.0	0.0	0.0	0.0
		C	10	발 생 량		0.7	0.0	0.0	0.0	0.0	0.0	0.0	0.0	0.0	0.0	0.7	0.0	0.0	0.0	0.0	0.0
				처리방법	매 립	0.0															
					소 각	0.0															
					재 활 용	0.7										0.7					
					해역배출	0.0															
		C	20	발 생 량		1.1	0.7	0.0	0.0	0.0	0.0	0.0	0.0	0.0	0.0	0.0	0.4	0.0	0.0	0.0	0.0
				처리방법	매 립	0.4											0.4				
					소 각	0.0															
					재 활 용	0.7	0.7														
					해역배출	0.0															
		C	22	발 생 량		0.2	0.0	0.0	0.0	0.0	0.2	0.0	0.0	0.0	0.0	0.0	0.0	0.0	0.0	0.0	0.0
				처리방법	매 립	0.2					0.2										
					소 각	0.0															
					재 활 용	0.0															
					해역배출	0.0															
		C	24	발 생 량		3.4	0.0	0.0	0.0	0.5	2.9	0.0	0.0	0.0	0.0	0.0	0.0	0.0	0.0	0.0	0.0
				처리방법	매 립	0.5				0.5											
					소 각	0.0															
					재 활 용	2.9					2.9										
					해역배출	0.0															
		C	25	발 생 량		2.4	2.4	0.0	0.0	0.0	0.0	0.0	0.0	0.0	0.0	0.0	0.0	0.0	0.0	0.0	0.0
				처리방법	매 립	0.0															
					소 각	0.0															
					재 활 용	2.4	2.4														
					해역배출	0.0															
		C	29	발 생 량		2.9	0.0	0.0	0.0	0.0	2.8	0.0	0.0	0.0	0.0	0.0	0.1	0.0	0.0	0.0	0.0
				처리방법	매 립	0.1											0.1				
					소 각	0.0															
					재 활 용	2.8					2.8										
					해역배출	0.0															
		C	33	발 생 량		2.7	0.0	0.0	0.0	0.0	1.5	0.0	0.0	0.0	0.1	0.0	0.0	0.0	0.0	0.0	1.1
				처리방법	매 립	0.0															
					소 각	0.0															
					재 활 용	2.7					1.5				0.1						1.1
					해역배출	0.0															

(단위:톤/일)

지역구분		업종		발생량 및 처리현황		총계	가 연 성														
시도	시군구	대분류	중분류				소계	폐지류	폐목재류	폐합성고분자화합물				유기성오니류				동식물성잔재물	폐식용유	기타
										폐섬유류	폐합성 수지	폐합성 고무	폐피혁	폐수처리오니	공정오니	정수 처리오니	하수 처리오니			
충북	옥천군	E		발생량		28.5	13.6	0.0	0.0	0.0	0.0	1.5	0.0	0.0	0.0	0.0	11.9	0.0	0.0	0.2
				처리방법	매 립	6.8	0.0													
					소 각	0.2	0.2													0.2
					재 활 용	21.5	13.4					1.5					11.9			
					해역배출	0.0	0.0													
	영동군	소계		발생량		125.1	20.2	0.0	5.0	0.2	3.6	0.7	0.0	1.3	0.3	0.0	8.4	0.4	0.0	0.3
				처리방법	매 립	26.6	0.7	0.0	0.0	0.0	0.0	0.0	0.0	0.7	0.0	0.0	0.0	0.0	0.0	0.0
					소 각	8.6	8.5	0.0	4.6	0.0	3.2	0.7	0.0	0.0	0.0	0.0	0.0	0.0	0.0	0.0
					재 활 용	89.0	10.1	0.0	0.4	0.2	0.4	0.0	0.0	0.0	0.0	0.0	8.4	0.4	0.0	0.3
					해역배출	0.9	0.9	0.0	0.0	0.0	0.0	0.0	0.0	0.6	0.3	0.0	0.0	0.0	0.0	0.0
		C	10	발생량		1.7	1.7	0.0	0.0	0.0	0.2	0.0	0.0	0.7	0.3	0.0	0.0	0.2	0.0	0.3
				처리방법	매 립	0.1	0.1							0.1						
					소 각	0.1	0.1				0.1									
					재 활 용	0.6	0.6				0.1							0.2		0.3
					해역배출	0.9	0.9							0.6	0.3					
		C	11	발생량		1.0	1.0	0.0	0.0	0.0	0.2	0.0	0.0	0.6	0.0	0.0	0.0	0.2	0.0	0.0
				처리방법	매 립	0.6	0.6							0.6						
					소 각	0.2	0.2				0.2									
					재 활 용	0.2	0.2											0.2		
					해역배출	0.0	0.0													
		C	23	발생량		48.6	0.3	0.0	0.0	0.2	0.1	0.0	0.0	0.0	0.0	0.0	0.0	0.0	0.0	0.0
				처리방법	매 립	17.0	0.0													
					소 각	0.0	0.0													
					재 활 용	31.6	0.3			0.2	0.1									
					해역배출	0.0	0.0													
		C	25	발생량		13.4	1.0	0.0	0.0	0.0	0.3	0.7	0.0	0.0	0.0	0.0	0.0	0.0	0.0	0.0
				처리방법	매 립	3.7	0.0													
					소 각	1.0	1.0				0.3	0.7								
					재 활 용	8.7	0.0													
					해역배출	0.0	0.0													
		C	33	발생량		5.2	4.8	0.0	4.2	0.0	0.6	0.0	0.0	0.0	0.0	0.0	0.0	0.0	0.0	0.0
				처리방법	매 립	0.4	0.0													
					소 각	4.7	4.7		4.2		0.5									
					재 활 용	0.1	0.1				0.1									0.0
					해역배출	0.0	0.0													
		E		발생량		9.9	9.6	0.0	0.0	0.0	1.2	0.0	0.0	0.0	0.0	0.0	8.4	0.0	0.0	0.0
				처리방법	매 립	0.2	0.0													
					소 각	1.2	1.1				1.1									
					재 활 용	8.5	8.5				0.1						8.4			0.0
					해역배출	0.0	0.0													
		O		발생량		5.6	1.0	0.0	0.7	0.0	0.3	0.0	0.0	0.0	0.0	0.0	0.0	0.0	0.0	0.0
				처리방법	매 립	4.6	0.0													
					소 각	0.7	0.7		0.4		0.3									
					재 활 용	0.3	0.3		0.3		0.0									
					해역배출	0.0	0.0													
		F		발생량		37.6	0.8	0.0	0.1	0.0	0.7	0.0	0.0	0.0	0.0	0.0	0.0	0.0	0.0	0.0
				처리방법	매 립	0.0	0.0													
					소 각	0.7	0.7				0.7									
					재 활 용	36.9	0.1		0.1											
					해역배출	0.0	0.0													
		D		발생량		2.1	0.0	0.0	0.0	0.0	0.0	0.0	0.0	0.0	0.0	0.0	0.0	0.0	0.0	0.0
				처리방법	매 립	0.0	0.0													
					소 각	0.0	0.0													
					재 활 용	2.1	0.0													
					해역배출	0.0	0.0													

(단위:톤/일)

구분		업종		발생량 및 처리현황		불 연 성															
시도	시군구	대분류	중분류			소계	광재류	연소재	소각재	분진류	폐주물사 모래류	폐금속류	폐석회 석고류	폐촉매	폐흡착재폐흡수재	유리·도자기편류	무기성오니류				기타
																	폐수처리오니	공정오니	정수처리오니	하수처리오니	
충북	옥천군	E		발 생 량		14.9	0.0	0.0	5.7	0.0	1.0	0.0	0.0	0.0	0.0	0.0	7.8	0.2	0.2	0.0	0.0
				처리방법	매 립	6.8			5.7		0.7							0.2	0.2		
					소 각	0.0															
					재 활 용	8.1					0.3						7.8				
					해역배출	0.0															
	영동군	소계		발 생 량		104.9	36.2	0.0	4.0	8.7	13.0	0.0	0.0	0.0	0.0	0.0	0.0	0.9	1.0	0.1	41.0
				처리방법	매 립	25.9	15.1	0.0	4.0	2.2	4.1	0.0	0.0	0.0	0.0	0.0	0.0	0.5	0.0	0.0	0.0
					소 각	0.1	0.0	0.0	0.0	0.0	0.0	0.0	0.0	0.0	0.0	0.0	0.0	0.0	0.0	0.1	0.0
					재 활 용	78.9	21.1	0.0	0.0	6.5	8.9	0.0	0.0	0.0	0.0	0.0	0.0	0.4	1.0	0.0	41.0
					해역배출	0.0	0.0	0.0	0.0	0.0	0.0	0.0	0.0	0.0	0.0	0.0	0.0	0.0	0.0	0.0	0.0
		C	10	발 생 량		0.0	0.0	0.0	0.0	0.0	0.0	0.0	0.0	0.0	0.0	0.0	0.0	0.0	0.0	0.0	0.0
				처리방법	매 립	0.0															
					소 각	0.0															
					재 활 용	0.0															
					해역배출	0.0															
		C	11	발 생 량		0.0	0.0	0.0	0.0	0.0	0.0	0.0	0.0	0.0	0.0	0.0	0.0	0.0	0.0	0.0	0.0
				처리방법	매 립	0.0															
					소 각	0.0															
					재 활 용	0.0															
					해역배출	0.0															
		C	23	발 생 량		48.3	36.1	0.0	0.0	8.4	0.2	0.0	0.0	0.0	0.0	0.0	0.0	0.4	0.0	0.0	3.2
				처리방법	매 립	17.0	15.0			1.9								0.1			
					소 각	0.0															
					재 활 용	31.3	21.1			6.5	0.2							0.3			3.2
					해역배출	0.0															
		C	25	발 생 량		12.4	0.1	0.0	0.0	0.3	12.0	0.0	0.0	0.0	0.0	0.0	0.0	0.0	0.0	0.0	0.0
				처리방법	매 립	3.7	0.1			0.3	3.3						0.0	0.0			
					소 각	0.0															
					재 활 용	8.7					8.7										
					해역배출	0.0															
		C	33	발 생 량		0.4	0.0	0.0	0.2	0.0	0.0	0.0	0.0	0.0	0.0	0.0	0.0	0.2	0.0	0.0	0.0
				처리방법	매 립	0.4			0.2									0.2			
					소 각	0.0															
					재 활 용	0.0															
					해역배출	0.0															
		E		발 생 량		0.3	0.0	0.0	0.0	0.0	0.0	0.0	0.0	0.0	0.0	0.0	0.0	0.2	0.0	0.1	0.0
				처리방법	매 립	0.2												0.2			
					소 각	0.1														0.1	
					재 활 용	0.0															
					해역배출	0.0															
		O		발 생 량		4.6	0.0	0.0	3.8	0.0	0.8	0.0	0.0	0.0	0.0	0.0	0.0	0.0	0.0	0.0	0.0
				처리방법	매 립	4.6	0.0		3.8		0.8										
					소 각	0.0															
					재 활 용	0.0															
					해역배출	0.0															
		F		발 생 량		36.8	0.0	0.0	0.0	0.0	0.0	0.0	0.0	0.0	0.0	0.0	0.0	0.0	0.0	0.0	36.8
				처리방법	매 립	0.0															
					소 각	0.0															
					재 활 용	36.8															36.8
					해역배출	0.0															
		D		발 생 량		2.1	0.0	0.0	0.0	0.0	0.0	0.0	0.0	0.0	0.0	0.0	0.0	0.1	1.0	0.0	1.0
				처리방법	매 립	0.0															
					소 각	0.0															
					재 활 용	2.1											0.0	0.1	1.0		1.0
					해역배출	0.0															

(단위:톤/일)

지역구분		업종		발생량 및 처리현황		총계	가 연 성														
시도	시군구	대분류	중분류				소계	폐지류	폐목재류	폐합성고분자화합물				유기성오니류				동식물성잔재물	폐식용유	기타
										폐섬유류	폐합성 수지	폐합성 고무	폐피혁	폐수처리오니	공정오니	정수 처리오니	하수 처리오니			
충북	영동군	H		발 생 량		0.0	0.0	0.0	0.0	0.0	0.0	0.0	0.0	0.0	0.0	0.0	0.0	0.0	0.0	0.0
				처리방법	매 립	0.0	0.0													
					소 각	0.0	0.0													
					재 활 용	0.0	0.0													
					해역배출	0.0	0.0													
	증평군	소계		발 생 량		45.2	35.3	0.0	1.2	0.0	12.6	0.3	0.0	2.2	0.0	0.0	12.2	6.0	0.0	0.8
				처리방법	매 립	5.9	0.0	0.0	0.0	0.0	0.0	0.0	0.0	0.0	0.0	0.0	0.0	0.0	0.0	0.0
					소 각	5.5	3.8	0.0	0.0	0.0	3.8	0.0	0.0	0.0	0.0	0.0	0.0	0.0	0.0	0.0
					재 활 용	33.8	31.5	0.0	1.2	0.0	8.8	0.3	0.0	2.2	0.0	0.0	12.2	6.0	0.0	0.8
					해역배출	0.0	0.0	0.0	0.0	0.0	0.0	0.0	0.0	0.0	0.0	0.0	0.0	0.0	0.0	0.0
		C	10	발 생 량		5.7	5.7	0.0	0.0	0.0	0.7	0.0	0.0	0.0	0.0	0.0	0.0	4.2	0.0	0.8
				처리방법	매 립	0.0	0.0													
					소 각	0.6	0.6				0.6									
					재 활 용	5.1	5.1				0.1			0.0				4.2		0.8
					해역배출	0.0	0.0													
		C	13	발 생 량		0.3	0.0	0.0	0.0	0.0	0.0	0.0	0.0	0.0	0.0	0.0	0.0	0.0	0.0	0.0
				처리방법	매 립	0.0	0.0													
					소 각	0.0	0.0				0.0									
					재 활 용	0.3	0.0													
					해역배출	0.0	0.0													
		C	18	발 생 량		0.3	0.2	0.0	0.0	0.0	0.2	0.0	0.0	0.0	0.0	0.0	0.0	0.0	0.0	0.0
				처리방법	매 립	0.0	0.0													
					소 각	0.0	0.0													
					재 활 용	0.3	0.2				0.2							0.0		
					해역배출	0.0	0.0													
		C	20	발 생 량		0.0	0.0	0.0	0.0	0.0	0.0	0.0	0.0	0.0	0.0	0.0	0.0	0.0	0.0	0.0
				처리방법	매 립	0.0	0.0				0.0									
					소 각	0.0	0.0													
					재 활 용	0.0	0.0													
					해역배출	0.0	0.0													
		C	22	발 생 량		0.1	0.1	0.0	0.0	0.0	0.1	0.0	0.0	0.0	0.0	0.0	0.0	0.0	0.0	0.0
				처리방법	매 립	0.0	0.0													
					소 각	0.0	0.0			0.0	0.0									
					재 활 용	0.1	0.1				0.1									
					해역배출	0.0	0.0													
		C	25	발 생 량		2.3	0.5	0.0	0.0	0.0	0.5	0.0	0.0	0.0	0.0	0.0	0.0	0.0	0.0	0.0
				처리방법	매 립	0.1	0.0													
					소 각	2.2	0.5				0.5									
					재 활 용	0.0	0.0													
					해역배출	0.0	0.0													
		C	26	발 생 량		15.3	9.0	0.0	1.0	0.0	8.0	0.0	0.0	0.0	0.0	0.0	0.0	0.0	0.0	0.0
				처리방법	매 립	4.4	0.0			0.0										
					소 각	2.5	2.5				2.5									
					재 활 용	8.4	6.5		1.0		5.5									
					해역배출	0.0	0.0													
		C	27	발 생 량		0.2	0.2	0.0	0.0	0.0	0.2	0.0	0.0	0.0	0.0	0.0	0.0	0.0	0.0	0.0
				처리방법	매 립	0.0	0.0													
					소 각	0.0	0.0													
					재 활 용	0.2	0.2				0.2									
					해역배출	0.0	0.0													
		C	28	발 생 량		2.3	2.3	0.0	0.2	0.0	2.1	0.0	0.0	0.0	0.0	0.0	0.0	0.0	0.0	0.0
				처리방법	매 립	0.0	0.0													
					소 각	0.0	0.0													
					재 활 용	2.3	2.3		0.2		2.1									
					해역배출	0.0	0.0													

(단위:톤/일)

구분		업종		발생량 및 처리현황	불 연 성															
시도	시군구	대분류	중분류		소계	광재류	연소재	소각재	분진류	폐주물사 모래류	폐금속류	폐석회 석고류	폐촉매	폐흡착재폐흡수재	유리·도자기편류	무기성오니류				기타
																폐수처리오니	공정오니	정수처리오니	하수처리오니	
충북	영동군	H		발 생 량	0.0	0.0	0.0	0.0	0.0	0.0	0.0	0.0	0.0	0.0	0.0	0.0	0.0	0.0	0.0	0.0
				처리방법 매 립	0.0															
				처리방법 소 각	0.0															
				처리방법 재 활 용	0.0											0.0				
				처리방법 해역배출	0.0															
	증평군	소계		발 생 량	9.9	0.0	0.0	0.0	0.5	0.0	1.7	0.0	0.0	0.0	0.0	7.3	0.1	0.0	0.3	0.0
				처리방법 매 립	5.9	0.0	0.0	0.0	0.1	0.0	0.0	0.0	0.0	0.0	0.0	5.4	0.1	0.0	0.3	0.0
				처리방법 소 각	1.7	0.0	0.0	0.0	0.0	0.0	1.7	0.0	0.0	0.0	0.0	0.0	0.0	0.0	0.0	0.0
				처리방법 재 활 용	2.3	0.0	0.0	0.0	0.4	0.0	0.0	0.0	0.0	0.0	0.0	1.9	0.0	0.0	0.0	0.0
				처리방법 해역배출	0.0	0.0	0.0	0.0	0.0	0.0	0.0	0.0	0.0	0.0	0.0	0.0	0.0	0.0	0.0	0.0
		C	10	발 생 량	0.0	0.0	0.0	0.0	0.0	0.0	0.0	0.0	0.0	0.0	0.0	0.0	0.0	0.0	0.0	0.0
				처리방법 매 립	0.0															
				처리방법 소 각	0.0															
				처리방법 재 활 용	0.0															
				처리방법 해역배출	0.0															
		C	13	발 생 량	0.3	0.0	0.0	0.0	0.0	0.0	0.0	0.0	0.0	0.0	0.0	0.3	0.0	0.0	0.0	0.0
				처리방법 매 립	0.0															
				처리방법 소 각	0.0															
				처리방법 재 활 용	0.3											0.3				
				처리방법 해역배출	0.0															
		C	18	발 생 량	0.1	0.0	0.0	0.0	0.1	0.0	0.0	0.0	0.0	0.0	0.0	0.0	0.0	0.0	0.0	0.0
				처리방법 매 립	0.0															
				처리방법 소 각	0.0															
				처리방법 재 활 용	0.1				0.1											
				처리방법 해역배출	0.0															
		C	20	발 생 량	0.0	0.0	0.0	0.0	0.0	0.0	0.0	0.0	0.0	0.0	0.0	0.0	0.0	0.0	0.0	0.0
				처리방법 매 립	0.0															
				처리방법 소 각	0.0															
				처리방법 재 활 용	0.0															
				처리방법 해역배출	0.0															
		C	22	발 생 량	0.0	0.0	0.0	0.0	0.0	0.0	0.0	0.0	0.0	0.0	0.0	0.0	0.0	0.0	0.0	0.0
				처리방법 매 립	0.0															
				처리방법 소 각	0.0															
				처리방법 재 활 용	0.0															
				처리방법 해역배출	0.0															
		C	25	발 생 량	1.8	0.0	0.0	0.0	0.0	0.0	1.7	0.0	0.0	0.0	0.0	0.0	0.1	0.0	0.0	0.0
				처리방법 매 립	0.1												0.1			
				처리방법 소 각	1.7						1.7									
				처리방법 재 활 용	0.0															
				처리방법 해역배출	0.0															
		C	26	발 생 량	6.3	0.0	0.0	0.0	0.4	0.0	0.0	0.0	0.0	0.0	0.0	5.9	0.0	0.0	0.0	0.0
				처리방법 매 립	4.4				0.1						0.0	4.3				
				처리방법 소 각	0.0															
				처리방법 재 활 용	1.9				0.3							1.6				
				처리방법 해역배출	0.0															
		C	27	발 생 량	0.0	0.0	0.0	0.0	0.0	0.0	0.0	0.0	0.0	0.0	0.0	0.0	0.0	0.0	0.0	0.0
				처리방법 매 립	0.0															
				처리방법 소 각	0.0															
				처리방법 재 활 용	0.0															
				처리방법 해역배출	0.0															
		C	28	발 생 량	0.0	0.0	0.0	0.0	0.0	0.0	0.0	0.0	0.0	0.0	0.0	0.0	0.0	0.0	0.0	0.0
				처리방법 매 립	0.0															
				처리방법 소 각	0.0															
				처리방법 재 활 용	0.0										0.0					
				처리방법 해역배출	0.0															

(단위:톤/일)

지역구분		업종		발생량 및 처리현황		총계	가 연 성														
시도	시군구	대분류	중분류				소계	폐지류	폐목재류	폐합성고분자화합물				유기성오니류				동식물성잔재물	폐식용유	기타
										폐섬유류	폐합성 수지	폐합성 고무	폐피혁	폐수처리오니	공정오니	정수 처리오니	하수 처리오니			
충북	증평군	C	29	발 생 량		1.5	0.4	0.0	0.0	0.0	0.2	0.2	0.0	0.0	0.0	0.0	0.0	0.0	0.0	0.0
				처리방법	매 립	1.1	0.0													
					소 각	0.2	0.2				0.2									
					재 활 용	0.2	0.2					0.2								
					해역배출	0.0	0.0													
		E		발 생 량		14.1	13.8	0.0	0.0	0.0	0.1	0.0	0.0	1.5	0.0	0.0	12.2	0.0	0.0	0.0
				처리방법	매 립	0.3	0.0													
					소 각	0.0	0.0													
					재 활 용	13.8	13.8				0.1			1.5			12.2			
					해역배출	0.0	0.0													
		G		발 생 량		2.7	2.7	0.0	0.0	0.0	0.4	0.0	0.0	0.5	0.0	0.0	0.0	1.8	0.0	0.0
				처리방법	매 립	0.0	0.0													
					소 각	0.0	0.0											0.0		
					재 활 용	2.7	2.7				0.4			0.5	0.0			1.8		
					해역배출	0.0	0.0													
		N		발 생 량		0.2	0.2	0.0	0.0	0.0	0.0	0.0	0.0	0.2	0.0	0.0	0.0	0.0	0.0	0.0
				처리방법	매 립	0.0	0.0													
					소 각	0.0	0.0													
					재 활 용	0.2	0.2							0.2						
					해역배출	0.0	0.0													
		S		발 생 량		0.2	0.2	0.0	0.0	0.0	0.1	0.1	0.0	0.0	0.0	0.0	0.0	0.0	0.0	0.0
				처리방법	매 립	0.0	0.0													
					소 각	0.0	0.0													
					재 활 용	0.2	0.2				0.1	0.1								
					해역배출	0.0	0.0													
	진천군	소계		발 생 량		313.9	190.1	0.1	4.4	0.8	36.5	0.0	0.0	57.7	0.4	0.0	10.6	52.8	0.0	26.8
				처리방법	매 립	98.2	3.4	0.0	0.0	0.0	0.0	0.0	0.0	2.8	0.2	0.0	0.0	0.4	0.0	0.0
					소 각	14.5	12.0	0.0	0.0	0.8	7.6	0.0	0.0	0.0	0.0	0.0	0.0	0.0	0.0	3.6
					재 활 용	195.4	168.9	0.1	4.4	0.0	28.9	0.0	0.0	49.1	0.2	0.0	10.6	52.4	0.0	23.2
					해역배출	5.8	5.8	0.0	0.0	0.0	0.0	0.0	0.0	5.8	0.0	0.0	0.0	0.0	0.0	0.0
		C	10	발 생 량		101.0	99.3	0.0	0.0	0.0	6.4	0.0	0.0	42.4	0.2	0.0	0.0	48.8	0.0	1.5
				처리방법	매 립	3.2	1.5	0.0	0.0	0.0	0.0	0.0	0.0	1.1	0.0	0.0	0.0	0.4	0.0	0.0
					소 각	1.2	1.2	0.0	0.0	0.0	1.2	0.0	0.0		0.0	0.0	0.0	0.0	0.0	0.0
					재 활 용	90.8	90.8	0.0	0.0	0.0	5.2	0.0	0.0	35.5	0.2	0.0	0.0	48.4	0.0	1.5
					해역배출	5.8	5.8	0.0	0.0	0.0	0.0	0.0	0.0	5.8	0.0	0.0	0.0	0.0	0.0	0.0
		C	11	발 생 량		17.5	17.5	0.0	0.0	0.0	1.0	0.0	0.0	9.0	0.0	0.0	0.0	3.9	0.0	3.6
				처리방법	매 립	0.0	0.0	0.0	0.0	0.0	0.0	0.0	0.0	0.0	0.0	0.0	0.0	0.0	0.0	0.0
					소 각	3.8	3.8	0.0	0.0	0.0	0.2	0.0	0.0	0.0	0.0	0.0	0.0	0.0	0.0	3.6
					재 활 용	13.7	13.7	0.0	0.0	0.0	0.8	0.0	0.0	9.0	0.0	0.0	0.0	3.9	0.0	0.0
					해역배출	0.0	0.0	0.0	0.0	0.0	0.0	0.0	0.0	0.0	0.0	0.0	0.0	0.0	0.0	0.0
		C	20	발 생 량		5.7	0.7	0.0	0.0	0.0	0.7	0.0	0.0	0.0	0.0	0.0	0.0	0.0	0.0	0.0
				처리방법	매 립	4.9	0.0													
					소 각	0.2	0.2				0.2									
					재 활 용	0.6	0.5				0.5									
					해역배출	0.0	0.0													
		C	21	발 생 량		2.9	2.2	0.0	0.0	0.0	0.3	0.0	0.0	1.7	0.2	0.0	0.0	0.0	0.0	0.0
				처리방법	매 립	2.5	1.9							1.7	0.2					
					소 각	0.3	0.3				0.3									
					재 활 용	0.1	0.0													
					해역배출	0.0	0.0													
		C	22	발 생 량		11.8	10.9	0.0	0.0	0.0	10.9	0.0	0.0	0.0	0.0	0.0	0.0	0.0	0.0	0.0
				처리방법	매 립	0.5	0.0													
					소 각	1.8	1.4				1.4									
					재 활 용	9.5	9.5				9.5									
					해역배출	0.0	0.0													

(단위:톤/일)

구분		업종		발생량 및 처리현황		불 연 성															
시도	시군구	대분류	중분류			소계	광재류	연소재	소각재	분진류	폐주물사 모래류	폐금속류	폐석회 석고류	폐촉매	폐흡착재폐흡수재	유리·도자기편류	무기성오니류				기타
																	폐수처리오니	공정오니	정수처리오니	하수처리오니	
충북	증평군	C	29	발 생 량		1.1	0.0	0.0	0.0	0.0	0.0	0.0	0.0	0.0	0.0	0.0	1.1	0.0	0.0	0.0	0.0
				처리방법	매 립	1.1				0.0							1.1				
					소 각	0.0															
					재 활 용	0.0															
					해역배출	0.0															
		E		발 생 량		0.3	0.0	0.0	0.0	0.0	0.0	0.0	0.0	0.0	0.0	0.0	0.0	0.0	0.0	0.3	0.0
				처리방법	매 립	0.3														0.3	
					소 각	0.0															
					재 활 용	0.0															
					해역배출	0.0															
		G		발 생 량		0.0	0.0	0.0	0.0	0.0	0.0	0.0	0.0	0.0	0.0	0.0	0.0	0.0	0.0	0.0	0.0
				처리방법	매 립	0.0															
					소 각	0.0															
					재 활 용	0.0									0.0						
					해역배출	0.0															
		N		발 생 량		0.0	0.0	0.0	0.0	0.0	0.0	0.0	0.0	0.0	0.0	0.0	0.0	0.0	0.0	0.0	0.0
				처리방법	매 립	0.0															
					소 각	0.0															
					재 활 용	0.0															
					해역배출	0.0															
		S		발 생 량		0.0	0.0	0.0	0.0	0.0	0.0	0.0	0.0	0.0	0.0	0.0	0.0	0.0	0.0	0.0	0.0
				처리방법	매 립	0.0															
					소 각	0.0															
					재 활 용	0.0															
					해역배출	0.0															
	진천군	소계		발 생 량		123.8	2.7	0.0	0.0	2.3	11.0	0.2	0.1	0.0	1.6	1.6	87.5	13.2	0.0	0.3	3.3
				처리방법	매 립	94.8	0.7	0.0	0.0	1.6	0.0	0.0	0.1	0.0	0.0	1.4	84.8	5.9	0.0	0.3	0.0
					소 각	2.5	0.0	0.0	0.0	0.0	0.0	0.0	0.0	0.0	0.0	0.0	2.5	0.0	0.0	0.0	0.0
					재 활 용	26.5	2.0	0.0	0.0	0.7	11.0	0.2	0.0	0.0	1.6	0.2	0.2	7.3	0.0	0.0	3.3
					해역배출	0.0	0.0	0.0	0.0	0.0	0.0	0.0	0.0	0.0	0.0	0.0	0.0	0.0	0.0	0.0	0.0
		C	10	발 생 량		1.7	0.0	0.0	0.0	0.0	0.0	0.0	0.0	0.0	0.0	0.0	1.7	0.0	0.0	0.0	0.0
				처리방법	매 립	1.7											1.7				
					소 각	0.0															
					재 활 용	0.0															
					해역배출	0.0															
		C	11	발 생 량		0.0	0.0	0.0	0.0	0.0	0.0	0.0	0.0	0.0	0.0	0.0	0.0	0.0	0.0	0.0	0.0
				처리방법	매 립	0.0															
					소 각	0.0															
					재 활 용	0.0															
					해역배출	0.0															
		C	20	발 생 량		5.0	0.0	0.0	0.0	0.0	0.0	0.0	0.0	0.0	0.0	0.1	0.2	4.7	0.0	0.0	0.0
				처리방법	매 립	4.9											0.2	4.7			
					소 각	0.0															
					재 활 용	0.1										0.1					
					해역배출	0.0															
		C	21	발 생 량		0.7	0.0	0.0	0.0	0.0	0.0	0.0	0.0	0.0	0.0	0.1	0.0	0.6	0.0	0.0	0.0
				처리방법	매 립	0.6												0.6			
					소 각	0.0															
					재 활 용	0.1										0.1					
					해역배출	0.0															
		C	22	발 생 량		0.9	0.0	0.0	0.0	0.2	0.0	0.0	0.0	0.0	0.0	0.0	0.4	0.3	0.0	0.0	0.0
				처리방법	매 립	0.5				0.2								0.3			
					소 각	0.4											0.4				
					재 활 용	0.0															
					해역배출	0.0															

(단위:톤/일)

지역구분		업종		발생량 및 처리현황		총계	가 연 성														
시도	시군구	대분류	중분류				소계	폐지류	폐목재류	폐합성고분자화합물				유기성오니류				동식물성잔재물	폐식용유	기타
										폐섬유류	폐합성 수지	폐합성 고무	폐피혁	폐수처리오니	공정오니	정수 처리오니	하수 처리오니			
충북	진천군	C	23	발 생 량		79.9	1.7	0.0	0.0	0.0	1.7	0.0	0.0	0.0	0.0	0.0	0.0	0.0	0.0	0.0
				처리방법	매 립	78.2	0.0													
					소 각	0.4	0.4				0.4									
					재 활 용	1.3	1.3				1.3									
					해역배출	0.0	0.0													
		C	24	발 생 량		2.1	1.7	0.0	0.0	0.0	1.7	0.0	0.0	0.0	0.0	0.0	0.0	0.0	0.0	0.0
				처리방법	매 립	0.4	0.0													
					소 각	0.4	0.4				0.4									
					재 활 용	1.3	1.3				1.3									
					해역배출	0.0	0.0													
		C	25	발 생 량		15.7	1.8	0.0	0.0	0.0	1.8	0.0	0.0	0.0	0.0	0.0	0.0	0.0	0.0	0.0
				처리방법	매 립	4.3	0.0													
					소 각	1.3	0.7				0.7									
					재 활 용	10.1	1.1				1.1									
					해역배출	0.0	0.0													
		C	26	발 생 량		0.5	0.4	0.0	0.0	0.0	0.4	0.0	0.0	0.0	0.0	0.0	0.0	0.0	0.0	0.0
				처리방법	매 립	0.0	0.0													
					소 각	0.0	0.0													
					재 활 용	0.5	0.4				0.4									
					해역배출	0.0	0.0													
		C	28	발 생 량		8.6	7.1	0.0	0.0	0.0	7.1	0.0	0.0	0.0	0.0	0.0	0.0	0.0	0.0	0.0
				처리방법	매 립	0.0	0.0													
					소 각	2.3	0.8				0.8									
					재 활 용	6.3	6.3				6.3									
					해역배출	0.0	0.0													
		C	29	발 생 량		1.2	0.9	0.0	0.0	0.8	0.1	0.0	0.0	0.0	0.0	0.0	0.0	0.0	0.0	0.0
				처리방법	매 립	0.3	0.0													
					소 각	0.9	0.9			0.8	0.1									
					재 활 용	0.0	0.0													
					해역배출	0.0	0.0													
		C	30	발 생 량		0.4	0.4	0.0	0.0	0.0	0.2	0.0	0.0	0.0	0.0	0.0	0.0	0.0	0.0	0.2
				처리방법	매 립	0.0	0.0													
					소 각	0.0	0.0													
					재 활 용	0.4	0.4				0.2									0.2
					해역배출	0.0	0.0													
		C	33	발 생 량		12.6	2.1	0.0	0.0	0.0	2.1	0.0	0.0	0.0	0.0	0.0	0.0	0.0	0.0	0.0
				처리방법	매 립	3.4	0.0													
					소 각	0.5	0.5				0.5									
					재 활 용	8.7	1.6				1.6									
					해역배출	0.0	0.0													
		E		발 생 량		12.6	5.1	0.0	0.0	0.0	0.7	0.0	0.0	4.4	0.0	0.0	0.0	0.0	0.0	0.0
				처리방법	매 립	0.2	0.0													
					소 각	0.0	0.0													
					재 활 용	12.4	5.1				0.7			4.4						
					해역배출	0.0	0.0													
		L		발 생 량		0.1	0.1	0.0	0.1	0.0	0.0	0.0	0.0	0.0	0.0	0.0	0.0	0.0	0.0	0.0
				처리방법	매 립	0.0	0.0													
					소 각	0.0	0.0													
					재 활 용	0.1	0.1		0.1											
					해역배출	0.0	0.0													
		F		발 생 량		5.6	4.3	0.0	4.3	0.0	0.0	0.0	0.0	0.0	0.0	0.0	0.0	0.0	0.0	0.0
				처리방법	매 립	0.0	0.0													
					소 각	0.0	0.0													
					재 활 용	5.6	4.3		4.3											
					해역배출	0.0	0.0													

(단위:톤/일)

구분		업종		발생량 및 처리현황		불 연 성															
시도	시군구	대분류	중분류			소계	광재류	연소재	소각재	분진류	폐주물사 모래류	폐금속류	폐석회 석고류	폐촉매	폐흡착재폐흡수재	유리·도자기편류	무기성오니류				기타
																	폐수처리오니	공정오니	정수처리오니	하수처리오니	
충북	진천군	C	23	발 생 량		78.2	0.0	0.0	0.0	0.0	0.0	0.0	0.0	0.0	0.0	0.0	78.2	0.0	0.0	0.0	0.0
				처리방법	매 립	78.2											78.2				
					소 각	0.0															
					재 활 용	0.0															
					해역배출	0.0															
		C	24	발 생 량		0.4	0.4	0.0	0.0	0.0	0.0	0.0	0.0	0.0	0.0	0.0	0.0	0.0	0.0	0.0	0.0
				처리방법	매 립	0.4	0.4														
					소 각	0.0															
					재 활 용	0.0															
					해역배출	0.0															
		C	25	발 생 량		13.9	2.3	0.0	0.0	1.6	5.9	0.2	0.0	0.0	0.1	1.2	2.4	0.2	0.0	0.0	0.0
				처리방법	매 립	4.3	0.3			0.9						1.2	1.7	0.2			
					소 각	0.6											0.6				
					재 활 용	9.0	2.0			0.7	5.9	0.2			0.1		0.1				
					해역배출	0.0															
		C	26	발 생 량		0.1	0.0	0.0	0.0	0.0	0.0	0.0	0.0	0.0	0.0	0.0	0.1	0.0	0.0	0.0	0.0
				처리방법	매 립	0.0															
					소 각	0.0															
					재 활 용	0.1											0.1				
					해역배출	0.0															
		C	28	발 생 량		1.5	0.0	0.0	0.0	0.0	0.0	0.0	0.0	0.0	0.0	0.0	1.5	0.0	0.0	0.0	0.0
				처리방법	매 립	0.0				0.0											
					소 각	1.5											1.5				
					재 활 용	0.0															
					해역배출	0.0															
		C	29	발 생 량		0.3	0.0	0.0	0.0	0.3	0.0	0.0	0.0	0.0	0.0	0.0	0.0	0.0	0.0	0.0	0.0
				처리방법	매 립	0.3				0.3											
					소 각	0.0															
					재 활 용	0.0															
					해역배출	0.0															
		C	30	발 생 량		0.0	0.0	0.0	0.0	0.0	0.0	0.0	0.0	0.0	0.0	0.0	0.0	0.0	0.0	0.0	0.0
				처리방법	매 립	0.0															
					소 각	0.0															
					재 활 용	0.0															
					해역배출	0.0															
		C	33	발 생 량		10.5	0.0	0.0	0.0	0.2	5.1	0.0	0.1	0.0	0.0	0.2	2.8	0.1	0.0	0.0	2.0
				처리방법	매 립	3.4				0.2			0.1			0.2	2.8	0.1			
					소 각	0.0															
					재 활 용	7.1					5.1										2.0
					해역배출	0.0															
		E		발 생 량		7.5	0.0	0.0	0.0	0.0	0.0	0.0	0.0	0.0	0.0	0.0	0.2	7.3	0.0	0.0	0.0
				처리방법	매 립	0.2											0.2				
					소 각	0.0															
					재 활 용	7.3												7.3			
					해역배출	0.0															
		L		발 생 량		0.0	0.0	0.0	0.0	0.0	0.0	0.0	0.0	0.0	0.0	0.0	0.0	0.0	0.0	0.0	0.0
				처리방법	매 립	0.0															
					소 각	0.0															
					재 활 용	0.0															
					해역배출	0.0															
		F		발 생 량		1.3	0.0	0.0	0.0	0.0	0.0	0.0	0.0	0.0	0.0	0.0	0.0	0.0	0.0	0.0	1.3
				처리방법	매 립	0.0															
					소 각	0.0															
					재 활 용	1.3															1.3
					해역배출	0.0															

(단위:톤/일)

지역구분		업종		발생량 및 처리현황		총계	가 연 성														
시도	시군구	대분류	중분류				소계	폐지류	폐목재류	폐합성고분자화합물				유기성오니류				동식물성잔재물	폐식용유	기타
										폐섬유류	폐합성 수지	폐합성 고무	폐피혁	폐수처리오니	공정오니	정수 처리오니	하수 처리오니			
충북	진천군	G		발 생 량		2.5	1.0	0.0	0.0	0.0	1.0	0.0	0.0	0.0	0.0	0.0	0.0	0.0	0.0	0.0
				처리방법	매 립	0.0	0.0													
					소 각	1.0	1.0				1.0									
					재 활 용	1.5	0.0													
					해역배출	0.0	0.0													
		L		발 생 량		0.1	0.1	0.1	0.0	0.0	0.0	0.0	0.0	0.0	0.0	0.0	0.0	0.0	0.0	0.0
				처리방법	매 립	0.0	0.0													
					소 각	0.0	0.0													
					재 활 용	0.1	0.1	0.1												
					해역배출	0.0	0.0													
		N		발 생 량		32.8	32.5	0.0	0.0	0.0	0.4	0.0	0.0	0.0	0.0	0.0	10.6	0.0	0.0	21.5
				처리방법	매 립	0.3	0.0													
					소 각	0.4	0.4				0.4									
					재 활 용	32.1	32.1										10.6			21.5
					해역배출	0.0	0.0													
		O		발 생 량		0.3	0.3	0.0	0.0	0.0	0.0	0.0	0.0	0.2	0.0	0.0	0.0	0.1	0.0	0.0
				처리방법	매 립	0.0	0.0													
					소 각	0.0	0.0													
					재 활 용	0.3	0.3							0.2				0.1		
					해역배출	0.0	0.0													
	괴산군	소계		발 생 량		72.0	20.5	0.0	0.0	0.0	10.6	0.3	0.0	0.1	1.6	0.0	3.3	3.1	0.0	1.5
				처리방법	매 립	7.2	0.2	0.0	0.0	0.0	0.0	0.0	0.0	0.0	0.0	0.0	0.0	0.2	0.0	0.0
					소 각	1.5	1.5	0.0	0.0	0.0	1.5	0.0	0.0	0.0	0.0	0.0	0.0	0.0	0.0	0.0
					재 활 용	63.3	18.8	0.0	0.0	0.0	9.1	0.3	0.0	0.1	1.6	0.0	3.3	2.9	0.0	1.5
					해역배출	0.0	0.0	0.0	0.0	0.0	0.0	0.0	0.0	0.0	0.0	0.0	0.0	0.0	0.0	0.0
		C	10	발 생 량		4.4	3.1	0.0	0.0	0.0	0.0	0.0	0.0	0.0	0.0	0.0	0.0	3.1	0.0	0.0
				처리방법	매 립	1.5	0.2											0.2		
					소 각	0.0	0.0													
					재 활 용	2.9	2.9											2.9		
					해역배출	0.0	0.0													
		C	11	발 생 량		0.1	0.1	0.0	0.0	0.0	0.1	0.0	0.0	0.0	0.0	0.0	0.0	0.0	0.0	0.0
				처리방법	매 립	0.0	0.0													
					소 각	0.0	0.0													
					재 활 용	0.1	0.1				0.1									
					해역배출	0.0	0.0													
		C	20	발 생 량		1.3	0.0	0.0	0.0	0.0	0.0	0.0	0.0	0.0	0.0	0.0	0.0	0.0	0.0	0.0
				처리방법	매 립	1.3	0.0													
					소 각	0.0	0.0													
					재 활 용	0.0	0.0													
					해역배출	0.0	0.0													
		C	22	발 생 량		8.1	2.1	0.0	0.0	0.0	1.8	0.3	0.0	0.0	0.0	0.0	0.0	0.0	0.0	0.0
				처리방법	매 립	0.0	0.0													
					소 각	0.3	0.3				0.3									
					재 활 용	7.8	1.8				1.5	0.3								
					해역배출	0.0	0.0													
		C	23	발 생 량		20.9	0.0	0.0	0.0	0.0	0.0	0.0	0.0	0.0	0.0	0.0	0.0	0.0	0.0	0.0
				처리방법	매 립	0.3	0.0													
					소 각	0.0	0.0													
					재 활 용	20.6	0.0													
					해역배출	0.0	0.0													
		C	25	발 생 량		2.4	0.0	0.0	0.0	0.0	0.0	0.0	0.0	0.0	0.0	0.0	0.0	0.0	0.0	0.0
				처리방법	매 립	0.1	0.0													
					소 각	0.0	0.0													
					재 활 용	2.3	0.0													
					해역배출	0.0	0.0													

(단위:톤/일)

구분		업종		발생량 및 처리현황		불 연 성															
																무기성오니류					
시도	시군구	대분류	중분류			소계	광재류	연소재	소각재	분진류	폐주물사 모래류	폐금속류	폐석회 석고류	폐촉매	폐흡착재폐흡수재	유리·도자기편류	폐수처리오니	공정오니	정수처리오니	하수처리오니	기타
충북	진천군	G		발 생 량		1.5	0.0	0.0	0.0	0.0	0.0	0.0	0.0	0.0	1.5	0.0	0.0	0.0	0.0	0.0	0.0
				처리방법	매 립	0.0															
					소 각	0.0															
					재 활 용	1.5									1.5						
					해역배출	0.0															
		L		발 생 량		0.0	0.0	0.0	0.0	0.0	0.0	0.0	0.0	0.0	0.0	0.0	0.0	0.0	0.0	0.0	0.0
				처리방법	매 립	0.0															
					소 각	0.0															
					재 활 용	0.0															
					해역배출	0.0															
		N		발 생 량		0.3	0.0	0.0	0.0	0.0	0.0	0.0	0.0	0.0	0.0	0.0	0.0	0.0	0.0	0.3	0.0
				처리방법	매 립	0.3														0.3	
					소 각	0.0															
					재 활 용	0.0															
					해역배출	0.0															
		O		발 생 량		0.0	0.0	0.0	0.0	0.0	0.0	0.0	0.0	0.0	0.0	0.0	0.0	0.0	0.0	0.0	0.0
				처리방법	매 립	0.0															
					소 각	0.0															
					재 활 용	0.0															
					해역배출	0.0															
	괴산군	소계		발 생 량		51.5	4.5	0.0	0.3	3.5	2.4	0.6	0.0	0.0	0.0	4.6	3.7	16.5	0.0	0.0	15.4
				처리방법	매 립	7.0	0.0	0.0	0.3	0.0	0.1	0.0	0.0	0.0	0.0	0.0	3.5	2.9	0.0	0.0	0.2
					소 각	0.0	0.0	0.0	0.0	0.0	0.0	0.0	0.0	0.0	0.0	0.0	0.0	0.0	0.0	0.0	0.0
					재 활 용	44.5	4.5	0.0	0.0	3.5	2.3	0.6	0.0	0.0	0.0	4.6	0.2	13.6	0.0	0.0	15.2
					해역배출	0.0	0.0	0.0	0.0	0.0	0.0	0.0	0.0	0.0	0.0	0.0	0.0	0.0	0.0	0.0	0.0
		C	10	발 생 량		1.3	0.0	0.0	0.0	0.0	0.0	0.0	0.0	0.0	0.0	0.0	0.0	1.3	0.0	0.0	0.0
				처리방법	매 립	1.3												1.3			
					소 각	0.0															
					재 활 용	0.0															
					해역배출	0.0															
		C	11	발 생 량		0.0	0.0	0.0	0.0	0.0	0.0	0.0	0.0	0.0	0.0	0.0	0.0	0.0	0.0	0.0	0.0
				처리방법	매 립	0.0															
					소 각	0.0															
					재 활 용	0.0															
					해역배출	0.0															
		C	20	발 생 량		1.3	0.0	0.0	0.0	0.0	0.0	0.0	0.0	0.0	0.0	0.0	0.0	1.3	0.0	0.0	0.0
				처리방법	매 립	1.3												1.3			
					소 각	0.0															
					재 활 용	0.0															
					해역배출	0.0															
		C	22	발 생 량		6.0	0.0	0.0	0.0	0.2	0.0	0.0	0.0	0.0	0.0	0.0	0.0	5.8	0.0	0.0	0.0
				처리방법	매 립	0.0															
					소 각	0.0															
					재 활 용	6.0				0.2								5.8			
					해역배출	0.0															
		C	23	발 생 량		20.9	0.0	0.0	0.0	0.0	0.0	0.0	0.0	0.0	0.0	4.6	0.1	8.1	0.0	0.0	8.1
				처리방법	매 립	0.3												0.3			
					소 각	0.0															
					재 활 용	20.6										4.6	0.1	7.8			8.1
					해역배출	0.0															
		C	25	발 생 량		2.4	0.0	0.0	0.0	0.0	2.4	0.0	0.0	0.0	0.0	0.0	0.0	0.0	0.0	0.0	0.0
				처리방법	매 립	0.1					0.1										
					소 각	0.0															
					재 활 용	2.3					2.3										
					해역배출	0.0															

(단위:톤/일)

지역구분		업종		발생량 및 처리현황		총계	가 연 성														
시도	시군구	대분류	중분류				소계	폐지류	폐목재류	폐합성고분자화합물				유기성오니류				동식물성잔재물	폐식용유	기타
										폐섬유류	폐합성 수지	폐합성 고무	폐피혁	폐수처리오니	공정오니	정수 처리오니	하수 처리오니			
충북	괴산군	E		발 생 량		34.8	15.2	0.0	0.0	0.0	8.7	0.0	0.0	0.1	1.6	0.0	3.3	0.0	0.0	1.5
				처리방법	매 립	4.0	0.0													
					소 각	1.2	1.2				1.2									
					재 활 용	29.6	14.0				7.5			0.1	1.6		3.3			1.5
					해역배출	0.0	0.0													
	음성군	소계		발 생 량		435.1	279.6	1.3	8.4	0.2	98.0	5.5	0.0	68.2	1.8	0.0	17.0	61.4	0.0	17.8
				처리방법	매 립	73.5	22.2	0.0	0.0	0.0	2.5	0.0	0.0	6.6	0.5	0.0	0.0	12.4	0.0	0.2
					소 각	58.9	58.9	0.0	3.5	0.2	45.3	2.9	0.0	2.7	0.0	0.0	3.0	1.3	0.0	0.0
					재 활 용	302.7	198.5	1.3	4.9	0.0	50.2	2.6	0.0	58.9	1.3	0.0	14.0	47.7	0.0	17.6
					해역배출	0.0	0.0	0.0	0.0	0.0	0.0	0.0	0.0	0.0	0.0	0.0	0.0	0.0	0.0	0.0
		A		발 생 량		15.6	15.5	0.2	0.8	0.0	8.2	0.2	0.0	2.8	0.0	0.0	0.4	1.8	0.0	1.1
				처리방법	매 립	1.6	1.6											1.6		
					소 각	5.1	5.1				4.9							0.2		
					재 활 용	8.9	8.8	0.2	0.8		3.3	0.2		2.8			0.4			1.1
					해역배출	0.0	0.0													
		C	10	발 생 량		33.8	30.0	0.0	0.2	0.0	12.2	0.0	0.0	8.1	0.7	0.0	0.5	7.2	0.0	1.1
				처리방법	매 립	3.3	1.5				0.2				0.5			0.8		
					소 각	12.2	12.2				11.8							0.4		
					재 활 용	18.3	16.3		0.2		0.2			8.1	0.2		0.5	6.0		1.1
					해역배출	0.0	0.0													
		C	11	발 생 량		20.4	18.3	0.5	0.0	0.0	6.0	0.0	0.0	5.9	0.4	0.0	0.7	3.7	0.0	1.1
				처리방법	매 립	0.0	0.0													
					소 각	0.8	0.8				0.5							0.3		
					재 활 용	19.6	17.5	0.5			5.5			5.9	0.4		0.7	3.4		1.1
					해역배출	0.0	0.0													
		C	13	발 생 량		18.9	18.9	0.0	0.5	0.2	8.9	0.0	0.0	6.3	0.0	0.0	0.5	2.5	0.0	0.0
				처리방법	매 립	0.9	0.9				0.3							0.6		
					소 각	5.9	5.9		0.5	0.2	5.2							0.0		
					재 활 용	12.1	12.1				3.4			6.3			0.5	1.9		
					해역배출	0.0	0.0													
		C	16	발 생 량		10.2	7.6	0.0	0.2	0.0	2.6	0.0	0.0	0.0	0.5	0.0	0.0	4.3	0.0	0.0
				처리방법	매 립	1.7	0.9				0.4							0.5		
					소 각	0.2	0.2		0.2											
					재 활 용	8.3	6.5				2.2				0.5			3.8		
					해역배출	0.0	0.0													
		C	20	발 생 량		23.8	21.5	0.6	0.4	0.0	6.9	0.0	0.0	6.9	0.0	0.0	0.6	6.1	0.0	0.0
				처리방법	매 립	1.4	1.2											1.2		
					소 각	2.0	2.0		0.4		1.6									
					재 활 용	20.4	18.3	0.6			5.3			6.9			0.6	4.9		
					해역배출	0.0	0.0													
		C	22	발 생 량		26.6	24.7	0.0	0.1	0.0	4.2	5.3	0.0	13.9	0.0	0.0	0.9	0.3	0.0	0.0
				처리방법	매 립	0.7	0.7				0.4							0.3		
					소 각	3.0	3.0					2.9					0.1			
					재 활 용	22.9	21.0		0.1		3.8	2.4		13.9			0.8			
					해역배출	0.0	0.0													
		C	25	발 생 량		12.2	10.1	0.0	0.8	0.0	6.2	0.0	0.0	2.8	0.0	0.0	0.0	0.3	0.0	0.0
				처리방법	매 립	3.1	3.1				0.3			2.8						
					소 각	0.3	0.3											0.3		
					재 활 용	8.8	6.7		0.8		5.9									
					해역배출	0.0	0.0													
		C	29	발 생 량		15.9	15.4	0.0	1.3	0.0	6.6	0.0	0.0	1.1	0.0	0.0	1.2	4.1	0.0	1.1
				처리방법	매 립	0.9	0.9											0.9		
					소 각	4.2	4.2				3.8			0.4						
					재 활 용	10.8	10.3		1.3		2.8			0.7			1.2	3.2		1.1
					해역배출	0.0	0.0													

(단위:톤/일)

구분		업종		발생량 및 처리현황		불 연 성																
시도	시군구	대분류	중분류			소계	광재류	연소재	소각재	분진류	폐주물사 모래류	폐금속류	폐석회 석고류	폐촉매	폐흡착재폐흡수재	유리·도자기편류	무기성오니류				기타
																	폐수처리오니	공정오니	정수처리오니	하수처리오니	
충북	괴산군	E		발 생 량		19.6	4.5	0.0	0.3	3.3	0.0	0.6	0.0	0.0	0.0	0.0	3.6	0.0	0.0	0.0	7.3
				처리방법	매 립	4.0			0.3								3.5				0.2
					소 각	0.0															
					재 활 용	15.6	4.5			3.3		0.6					0.1				7.1
					해역배출	0.0															
	음성군	소계		발 생 량		155.5	8.4	0.0	2.2	13.1	12.2	0.1	0.4	0.0	0.0	0.7	33.3	28.4	0.0	0.1	56.6
				처리방법	매 립	51.3	2.5	0.0	2.2	6.6	12.2	0.0	0.4	0.0	0.0	0.0	11.8	14.8	0.0	0.0	0.8
					소 각	0.0	0.0	0.0	0.0	0.0	0.0	0.0	0.0	0.0	0.0	0.0	0.0	0.0	0.0	0.0	0.0
					재 활 용	104.2	5.9	0.0	0.0	6.5	0.0	0.1	0.0	0.0	0.0	0.7	21.5	13.6	0.0	0.1	55.8
					해역배출	0.0	0.0	0.0	0.0	0.0	0.0	0.0	0.0	0.0	0.0	0.0	0.0	0.0	0.0	0.0	0.0
		A		발 생 량		0.1	0.0	0.0	0.0	0.0	0.0	0.0	0.0	0.0	0.0	0.0	0.0	0.0	0.0	0.1	0.0
				처리방법	매 립	0.0															
					소 각	0.0															
					재 활 용	0.1														0.1	
					해역배출	0.0															
		C	10	발 생 량		3.8	0.0	0.0	0.0	0.0	0.0	0.0	0.0	0.0	0.0	0.0	0.6	1.7	0.0	0.0	1.5
				처리방법	매 립	1.8											0.5	1.3			
					소 각	0.0															
					재 활 용	2.0											0.1	0.4			1.5
					해역배출	0.0															
		C	11	발 생 량		2.1	0.0	0.0	0.0	0.0	0.0	0.0	0.0	0.0	0.0	0.0	0.0	0.0	0.0	0.0	2.1
				처리방법	매 립	0.0															
					소 각	0.0															
					재 활 용	2.1															2.1
					해역배출	0.0															
		C	13	발 생 량		0.0	0.0	0.0	0.0	0.0	0.0	0.0	0.0	0.0	0.0	0.0	0.0	0.0	0.0	0.0	0.0
				처리방법	매 립	0.0															
					소 각	0.0															
					재 활 용	0.0															
					해역배출	0.0															
		C	16	발 생 량		2.6	0.0	0.0	0.0	1.6	0.0	0.0	0.0	0.0	0.0	0.2	0.3	0.5	0.0	0.0	0.0
				처리방법	매 립	0.8											0.3	0.5			
					소 각	0.0															
					재 활 용	1.8				1.6						0.2					
					해역배출	0.0															
		C	20	발 생 량		2.3	0.0	0.0	0.0	0.0	0.0	0.0	0.0	0.0	0.0	0.0	0.0	0.2	0.0	0.0	2.1
				처리방법	매 립	0.2												0.2			
					소 각	0.0															
					재 활 용	2.1															2.1
					해역배출	0.0															
		C	22	발 생 량		1.9	0.0	0.0	0.0	0.0	0.0	0.0	0.0	0.0	0.0	0.0	0.0	0.0	0.0	0.0	1.9
				처리방법	매 립	0.0															
					소 각	0.0															
					재 활 용	1.9															1.9
					해역배출	0.0															
		C	25	발 생 량		2.1	0.0	0.0	0.0	0.0	0.0	0.0	0.0	0.0	0.0	0.0	0.0	0.0	0.0	0.0	2.1
				처리방법	매 립	0.0															
					소 각	0.0															
					재 활 용	2.1															2.1
					해역배출	0.0															
		C	29	발 생 량		0.5	0.0	0.0	0.0	0.0	0.0	0.0	0.0	0.0	0.0	0.0	0.0	0.0	0.0	0.0	0.5
				처리방법	매 립	0.0															
					소 각	0.0															
					재 활 용	0.5															0.5
					해역배출	0.0															

(단위:톤/일)

지역구분		업종		발생량 및 처리현황		총계	가 연 성														
시도	시군구	대분류	중분류				소계	폐지류	폐목재류	폐합성고분자화합물				유기성오니류				동식물성잔재물	폐식용유	기타
										폐섬유류	폐합성 수지	폐합성 고무	폐피혁	폐수처리오니	공정오니	정수 처리오니	하수 처리오니			
충북	음성군	C	33	발 생 량		80.7	75.9	0.0	0.1	0.0	27.2	0.0	0.0	10.2	0.0	0.0	11.4	13.6	0.0	13.4
				처리방법	매 립	1.1	0.9											0.7		0.2
					소 각	17.6	17.6		0.1		12.3			2.3			2.9			
					재 활 용	62.0	57.4				14.9			7.9			8.5	12.9		13.2
					해역배출	0.0	0.0													
		F		발 생 량		25.4	25.4	0.0	2.0	0.0	7.3	0.0	0.0	6.3	0.2	0.0	0.5	9.1	0.0	0.0
				처리방법	매 립	7.6	7.6				0.5			3.8				3.3		
					소 각	6.4	6.4		1.1		5.2							0.1		
					재 활 용	11.4	11.4		0.9		1.6			2.5	0.2		0.5	5.7		
					해역배출	0.0	0.0													
		R		발 생 량		151.6	16.3	0.0	2.0	0.0	1.7	0.0	0.0	3.9	0.0	0.0	0.3	8.4	0.0	0.0
				처리방법	매 립	51.2	2.9				0.4							2.5		
					소 각	1.2	1.2		1.2											
					재 활 용	99.2	12.2		0.8		1.3			3.9			0.3	5.9		
					해역배출	0.0	0.0													
	단양군	소계		발 생 량		1077.6	667.6	0.0	0.8	0.1	87.6	0.1	0.0	1.8	0.0	0.0	0.0	0.0	0.0	577.2
				처리방법	매 립	0.2	0.0	0.0	0.0	0.0	0.0	0.0	0.0	0.0	0.0	0.0	0.0	0.0	0.0	0.0
					소 각	0.8	0.7	0.0	0.0	0.0	0.7	0.0	0.0	0.0	0.0	0.0	0.0	0.0	0.0	0.0
					재 활 용	1076.6	666.9	0.0	0.8	0.1	86.9	0.1	0.0	1.8	0.0	0.0	0.0	0.0	0.0	577.2
					해역배출	0.0	0.0	0.0	0.0	0.0	0.0	0.0	0.0	0.0	0.0	0.0	0.0	0.0	0.0	0.0
		C	10	발 생 량		2.1	2.1	0.0	0.0	0.0	0.3	0.0	0.0	1.8	0.0	0.0	0.0	0.0	0.0	0.0
				처리방법	매 립	0.0	0.0													
					소 각	0.0	0.0													
					재 활 용	2.1	2.1				0.3			1.8						
					해역배출	0.0	0.0													
		C	23	발 생 량		986.5	578.0	0.0	0.0	0.1	0.6	0.1	0.0	0.0	0.0	0.0	0.0	0.0	0.0	577.2
				처리방법	매 립	0.0	0.0													
					소 각	0.0	0.0													
					재 활 용	986.5	578.0			0.1	0.6	0.1								577.2
					해역배출	0.0	0.0													
		C	26	발 생 량		0.9	0.7	0.0	0.0	0.0	0.7	0.0	0.0	0.0	0.0	0.0	0.0	0.0	0.0	0.0
				처리방법	매 립	0.0	0.0													
					소 각	0.0	0.0													
					재 활 용	0.9	0.7				0.7									
					해역배출	0.0	0.0													
		E		발 생 량		86.2	85.5	0.0	0.2	0.0	85.3	0.0	0.0	0.0	0.0	0.0	0.0	0.0	0.0	0.0
				처리방법	매 립	0.0	0.0													
					소 각	0.0	0.0													
					재 활 용	86.2	85.5		0.2		85.3									
					해역배출	0.0	0.0													
		F		발 생 량		0.6	0.6	0.0	0.6	0.0	0.0	0.0	0.0	0.0	0.0	0.0	0.0	0.0	0.0	0.0
				처리방법	매 립	0.0	0.0													
					소 각	0.0	0.0													
					재 활 용	0.6	0.6		0.6											
					해역배출	0.0	0.0													
		I		발 생 량		1.0	0.7	0.0	0.0	0.0	0.7	0.0	0.0	0.0	0.0	0.0	0.0	0.0	0.0	0.0
				처리방법	매 립	0.2	0.0													
					소 각	0.8	0.7				0.7									
					재 활 용	0.0	0.0													
					해역배출	0.0	0.0													
		O		발 생 량		0.3	0.0	0.0	0.0	0.0	0.0	0.0	0.0	0.0	0.0	0.0	0.0	0.0	0.0	0.0
				처리방법	매 립	0.0	0.0													
					소 각	0.0	0.0													
					재 활 용	0.3	0.0													
					해역배출	0.0	0.0													

(단위:톤/일)

구분		업종		발생량 및 처리현황		불 연 성															
시도	시군구	대분류	중분류			소계	광재류	연소재	소각재	분진류	폐주물사 모래류	폐금속류	폐석회 석고류	폐촉매	폐흡착재폐흡수재	유리·도자기편류	무기성오니류				기타
																	폐수처리오니	공정오니	정수처리오니	하수처리오니	
충북	음성군	C	33	발 생 량		4.8	0.0	0.0	0.0	4.6	0.0	0.0	0.0	0.0	0.0	0.0	0.0	0.2	0.0	0.0	0.0
				처리방법	매 립	0.2												0.2			
					소 각	0.0															
					재 활 용	4.6				4.6											
					해역배출	0.0															
		F		발 생 량		0.0	0.0	0.0	0.0	0.0	0.0	0.0	0.0	0.0	0.0	0.0	0.0	0.0	0.0	0.0	0.0
				처리방법	매 립	0.0															
					소 각	0.0															
					재 활 용	0.0															
					해역배출	0.0															
		R		발 생 량		135.3	8.4	0.0	2.2	6.9	12.2	0.1	0.4	0.0	0.0	0.5	32.4	25.8	0.0	0.0	46.4
				처리방법	매 립	48.3	2.5		2.2	6.6	12.2		0.4				11.0	12.6			0.8
					소 각	0.0															
					재 활 용	87.0	5.9			0.3		0.1				0.5	21.4	13.2			45.6
					해역배출	0.0															
	단양군	소계		발 생 량		410.0	395.9	0.0	0.0	1.1	0.0	0.0	0.0	0.0	0.3	10.1	1.0	0.5	0.0	0.6	0.5
				처리방법	매 립	0.2	0.0	0.0	0.0	0.0	0.0	0.0	0.0	0.0	0.2	0.0	0.0	0.0	0.0	0.0	0.0
					소 각	0.1	0.0	0.0	0.0	0.0	0.0	0.0	0.0	0.0	0.1	0.0	0.0	0.0	0.0	0.0	0.0
					재 활 용	409.7	395.9	0.0	0.0	1.1	0.0	0.0	0.0	0.0	0.0	10.1	1.0	0.5	0.0	0.6	0.5
					해역배출	0.0	0.0	0.0	0.0	0.0	0.0	0.0	0.0	0.0	0.0	0.0	0.0	0.0	0.0	0.0	0.0
		C	10	발 생 량		0.0	0.0	0.0	0.0	0.0	0.0	0.0	0.0	0.0	0.0	0.0	0.0	0.0	0.0	0.0	0.0
				처리방법	매 립	0.0															
					소 각	0.0															
					재 활 용	0.0															
					해역배출	0.0															
		C	23	발 생 량		408.5	395.9	0.0	0.0	0.9	0.0	0.0	0.0	0.0	0.0	10.1	1.0	0.1	0.0	0.0	0.5
				처리방법	매 립	0.0															
					소 각	0.0															
					재 활 용	408.5	395.9			0.9						10.1	1.0	0.1			0.5
					해역배출	0.0															
		C	26	발 생 량		0.2	0.0	0.0	0.0	0.2	0.0	0.0	0.0	0.0	0.0	0.0	0.0	0.0	0.0	0.0	0.0
				처리방법	매 립	0.0															
					소 각	0.0															
					재 활 용	0.2				0.2											
					해역배출	0.0															
		E		발 생 량		0.7	0.0	0.0	0.0	0.0	0.0	0.0	0.0	0.0	0.0	0.0	0.0	0.1	0.0	0.6	0.0
				처리방법	매 립	0.0															
					소 각	0.0															
					재 활 용	0.7												0.1		0.6	
					해역배출	0.0															
		F		발 생 량		0.0	0.0	0.0	0.0	0.0	0.0	0.0	0.0	0.0	0.0	0.0	0.0	0.0	0.0	0.0	0.0
				처리방법	매 립	0.0															
					소 각	0.0															
					재 활 용	0.0															
					해역배출	0.0															
		I		발 생 량		0.3	0.0	0.0	0.0	0.0	0.0	0.0	0.0	0.0	0.3	0.0	0.0	0.0	0.0	0.0	0.0
				처리방법	매 립	0.2									0.2						
					소 각	0.1									0.1						
					재 활 용	0.0															
					해역배출	0.0															
		O		발 생 량		0.3	0.0	0.0	0.0	0.0	0.0	0.0	0.0	0.0	0.0	0.0	0.0	0.3	0.0	0.0	0.0
				처리방법	매 립	0.0															
					소 각	0.0															
					재 활 용	0.3												0.3			
					해역배출	0.0															

(단위:톤/일)

지역구분		업종		발생량 및 처리현황		총계	가 연 성													
시도	시군구	대분류	중분류				소계	폐지류	폐목재류	폐합성고분자화합물				유기성오니류				동식물성잔재물	폐식용유	기타
										폐섬유류	폐합성 수지	폐합성 고무	폐피혁	폐수처리오니	공정오니	정수 처리오니	하수 처리오니			
충남	합계			발 생 량		31,491.4	2,148.1	16.2	47.0	15.8	618.7	92.8	2.7	743.9	25.1	12.9	264.3	275.8	2.2	30.7
				처리방법	매 립	4,695.2	48.5	0.0	0.0	2.0	3.2	0.0	0.0	18.0	5.8	0.0	9.5	7.5	0.0	2.5
					소 각	494.6	492.1	0.0	4.3	2.8	361.7	20.3	0.0	54.0	2.1	0.0	25.8	12.6	0.0	8.5
					재 활 용	26,212.1	1,525.5	16.2	42.7	11.0	253.8	72.5	2.7	591.0	16.1	12.9	229.0	255.7	2.2	19.7
					해역배출	89.5	82.0	0.0	0.0	0.0	0.0	0.0	0.0	80.9	1.1	0.0	0.0	0.0	0.0	0.0
	천안시	소계		발 생 량		851.0	547.0	1.3	8.0	0.2	167.3	1.5	0.0	144.2	0.7	0.0	140.8	78.7	0.9	3.4
				처리방법	매 립	124.6	3.5	0.0	0.0	0.2	0.1	0.0	0.0	0.8	0.0	0.0	0.0	2.4	0.0	0.0
					소 각	87.4	87.4	0.0	1.1	0.0	63.4	0.2	0.0	18.0	0.1	0.0	0.0	3.3	0.0	1.3
					재 활 용	615.7	432.8	1.3	6.9	0.0	103.8	1.3	0.0	102.7	0.0	0.0	140.8	73.0	0.9	2.1
					해역배출	23.3	23.3	0.0	0.0	0.0	0.0	0.0	0.0	22.7	0.6	0.0	0.0	0.0	0.0	0.0
		A		발 생 량		36.1	36.1	0.0	0.0	0.0	0.6	0.0	0.0	9.0	0.0	0.0	0.0	26.5	0.0	0.0
				처리방법	매 립	0.0	0.0													
					소 각	3.7	3.7				0.6							3.1		
					재 활 용	32.4	32.4							9.0				23.4		
					해역배출	0.0	0.0													
		B		발 생 량		4.1	0.0	0.0	0.0	0.0	0.0	0.0	0.0	0.0	0.0	0.0	0.0	0.0	0.0	0.0
				처리방법	매 립	2.6	0.0													
					소 각	0.0	0.0													
					재 활 용	1.5	0.0													
					해역배출	0.0	0.0													
		C	10	발 생 량		69.2	64.8	0.0	0.0	0.0	8.3	0.0	0.0	36.4	0.6	0.0	0.0	18.4	0.9	0.2
				처리방법	매 립	2.8	2.8							0.4				2.4		
					소 각	6.8	6.8				6.4							0.2		0.2
					재 활 용	36.5	32.1				1.9			13.5				15.8	0.9	
					해역배출	23.1	23.1							22.5	0.6					
		C	11	발 생 량		37.5	36.5	0.0	0.0	0.0	1.5	0.0	0.0	4.1	0.0	0.0	0.0	30.8	0.0	0.1
				처리방법	매 립	0.0	0.0													
					소 각	0.2	0.2				0.2									
					재 활 용	37.3	36.3				1.3			4.1				30.8		0.1
					해역배출	0.0	0.0													
		C	13	발 생 량		2.1	1.7	0.0	0.0	0.0	1.7	0.0	0.0	0.0	0.0	0.0	0.0	0.0	0.0	0.0
				처리방법	매 립	0.4	0.0													
					소 각	0.7	0.7				0.7									
					재 활 용	1.0	1.0				1.0									
					해역배출	0.0	0.0													
		C	14	발 생 량		0.2	0.0	0.0	0.0	0.0	0.0	0.0	0.0	0.0	0.0	0.0	0.0	0.0	0.0	0.0
				처리방법	매 립	0.2	0.0													
					소 각	0.0	0.0													
					재 활 용	0.0	0.0													
					해역배출	0.0	0.0													
		C	17	발 생 량		37.9	36.6	0.0	0.0	0.0	9.4	0.0	0.0	27.2	0.0	0.0	0.0	0.0	0.0	0.0
				처리방법	매 립	0.9	0.3							0.3						
					소 각	27.0	27.0				9.2			17.8						
					재 활 용	10.0	9.3				0.2			9.1						
					해역배출	0.0	0.0													
		C	19	발 생 량		1.2	1.1	0.0	0.0	0.0	1.1	0.0	0.0	0.0	0.0	0.0	0.0	0.0	0.0	0.0
				처리방법	매 립	0.0	0.0													
					소 각	0.0	0.0													
					재 활 용	1.2	1.1				1.1									
					해역배출	0.0	0.0													
		C	20	발 생 량		15.1	8.1	0.0	0.0	0.0	7.5	0.1	0.0	0.0	0.0	0.0	0.0	0.5	0.0	0.0
				처리방법	매 립	1.2	0.0													
					소 각	1.2	1.2				1.2									
					재 활 용	12.7	6.9				6.3	0.1						0.5		
					해역배출	0.0	0.0													

(단위:톤/일)

구분		업종		발생량 및 처리현황		불 연 성															
시도	시군구	대분류	중분류			소계	광재류	연소재	소각재	분진류	폐주물사 모래류	폐금속류	폐석회 석고류	폐촉매	폐흡착재폐흡수재	유리·도자기편류	무기성오니류				기타
																	폐수처리오니	공정오니	정수처리오니	하수처리오니	
충남	합계			발 생 량		29,343.3	56.0	8,268.5	3,945.2	239.2	173.6	14,097.0	6.6	21.2	25.6	159.2	1,375.4	350.6	113.8	11.4	500.0
				처리방법	매 립	4,646.7	6.8	2,570.9	1,505.2	43.6	72.6	52.5	1.8	3.1	8.2	10.9	111.8	28.7	72.7	6.4	151.5
					소 각	2.5	0.0	0.0	0.0	0.0	0.0	0.0	0.0	0.0	0.7	0.0	0.3	1.0	0.0	0.4	0.1
					재 활 용	24,686.6	49.2	5,697.6	2,440.0	195.6	101.0	14,044.5	4.8	18.1	16.7	148.3	1,259.4	317.3	41.1	4.6	348.4
					해역배출	7.5	0.0	0.0	0.0	0.0	0.0	0.0	0.0	0.0	0.0	0.0	3.9	3.6	0.0	0.0	0.0
	천안시	소계		발 생 량		304.0	4.6	0.0	80.2	9.8	57.9	7.4	0.4	0.0	6.6	12.8	105.3	16.5	0.0	2.2	0.3
				처리방법	매 립	121.1	0.7	0.0	80.2	7.1	2.1	0.2	0.1	0.0	0.9	2.9	18.1	6.6	0.0	2.2	0.0
					소 각	0.0	0.0	0.0	0.0	0.0	0.0	0.0	0.0	0.0	0.0	0.0	0.0	0.0	0.0	0.0	0.0
					재 활 용	182.9	3.9	0.0	0.0	2.7	55.8	7.2	0.3	0.0	5.7	9.9	87.2	9.9	0.0	0.0	0.3
					해역배출	0.0	0.0	0.0	0.0	0.0	0.0	0.0	0.0	0.0	0.0	0.0	0.0	0.0	0.0	0.0	0.0
		A		발 생 량		0.0	0.0	0.0	0.0	0.0	0.0	0.0	0.0	0.0	0.0	0.0	0.0	0.0	0.0	0.0	0.0
				처리방법	매 립	0.0															
					소 각	0.0															
					재 활 용	0.0															
					해역배출	0.0															
		B		발 생 량		4.1	0.0	0.0	0.0	0.0	0.0	0.0	0.0	0.0	0.0	0.0	4.1	0.0	0.0	0.0	0.0
				처리방법	매 립	2.6											2.6				
					소 각	0.0															
					재 활 용	1.5											1.5				
					해역배출	0.0															
		C	10	발 생 량		4.4	0.0	0.0	0.0	0.0	0.0	0.0	0.0	0.0	4.4	0.0	0.0	0.0	0.0	0.0	0.0
				처리방법	매 립	0.0															
					소 각	0.0															
					재 활 용	4.4									4.4						
					해역배출	0.0															
		C	11	발 생 량		1.0	0.0	0.0	0.0	0.0	0.0	0.0	0.0	0.0	0.1	0.9	0.0	0.0	0.0	0.0	0.0
				처리방법	매 립	0.0															
					소 각	0.0															
					재 활 용	1.0									0.1	0.9					
					해역배출	0.0															
		C	13	발 생 량		0.4	0.0	0.0	0.0	0.0	0.0	0.0	0.0	0.0	0.0	0.0	0.4	0.0	0.0	0.0	0.0
				처리방법	매 립	0.4											0.4				
					소 각	0.0															
					재 활 용	0.0															
					해역배출	0.0															
		C	14	발 생 량		0.2	0.0	0.0	0.0	0.0	0.0	0.0	0.0	0.0	0.0	0.0	0.2	0.0	0.0	0.0	0.0
				처리방법	매 립	0.2											0.2				
					소 각	0.0															
					재 활 용	0.0															
					해역배출	0.0															
		C	17	발 생 량		1.3	0.0	0.0	0.6	0.0	0.1	0.0	0.0	0.0	0.6	0.0	0.0	0.0	0.0	0.0	0.0
				처리방법	매 립	0.6			0.6												
					소 각	0.0															
					재 활 용	0.7					0.1				0.6						
					해역배출	0.0															
		C	19	발 생 량		0.1	0.0	0.0	0.0	0.0	0.0	0.0	0.0	0.0	0.1	0.0	0.0	0.0	0.0	0.0	0.0
				처리방법	매 립	0.0															
					소 각	0.0															
					재 활 용	0.1									0.1						
					해역배출	0.0															
		C	20	발 생 량		7.0	0.0	0.0	0.0	0.1	5.6	0.0	0.0	0.0	0.1	0.0	0.4	0.8	0.0	0.0	0.0
				처리방법	매 립	1.2				0.1					0.1		0.4	0.6			
					소 각	0.0															
					재 활 용	5.8					5.6							0.2			
					해역배출	0.0															

(단위:톤/일)

지역구분		업종		발생량 및 처리현황		총계	가 연 성														
시도	시군구	대분류	중분류				소계	폐지류	폐목재류	폐합성고분자화합물				유기성오니류				동식물성잔재물	폐식용유	기타
										폐섬유류	폐합성 수지	폐합성 고무	폐피혁	폐수처리오니	공정오니	정수 처리오니	하수 처리오니			
충남	천안시	C	21	발생량		2.6	2.6	0.0	0.0	0.2	1.2	0.0	0.0	0.4	0.0	0.0	0.0	0.0	0.0	0.8
				처리방법	매 립	0.2	0.2			0.2										
					소 각	1.7	1.7				0.8			0.2						0.7
					재 활 용	0.5	0.5				0.4									0.1
					해역배출	0.2	0.2							0.2						
		C	22	발생량		11.8	11.5	0.0	0.1	0.0	10.4	0.6	0.0	0.0	0.0	0.0	0.0	0.0	0.0	0.4
				처리방법	매 립	0.2	0.0													
					소 각	3.2	3.2				2.6	0.2								0.4
					재 활 용	8.4	8.3		0.1		7.8	0.4								
					해역배출	0.0	0.0													
		C	23	발생량		13.6	0.7	0.0	0.7	0.0	0.0	0.0	0.0	0.0	0.0	0.0	0.0	0.0	0.0	0.0
				처리방법	매 립	2.0	0.0													
					소 각	0.4	0.4		0.4											
					재 활 용	11.2	0.3		0.3											
					해역배출	0.0	0.0													
		C	24	발생량		19.4	1.2	0.0	0.1	0.0	1.1	0.0	0.0	0.0	0.0	0.0	0.0	0.0	0.0	0.0
				처리방법	매 립	4.6	0.0													
					소 각	0.4	0.4				0.4									
					재 활 용	14.4	0.8		0.1		0.7									
					해역배출	0.0	0.0													
		C	25	발생량		5.7	1.6	0.0	0.0	0.0	1.6	0.0	0.0	0.0	0.0	0.0	0.0	0.0	0.0	0.0
				처리방법	매 립	1.4	0.0													
					소 각	1.3	1.3				1.3									
					재 활 용	3.0	0.3				0.3									
					해역배출	0.0	0.0													
		C	26	발생량		177.9	80.3	0.0	2.8	0.0	28.0	0.1	0.0	49.4	0.0	0.0	0.0	0.0	0.0	0.0
				처리방법	매 립	14.8	0.1				0.1									
					소 각	6.5	6.5				6.5									
					재 활 용	156.6	73.7		2.8		21.4	0.1		49.4						
					해역배출	0.0	0.0													
		C	27	발생량		9.1	9.1	1.3	1.0	0.0	6.8	0.0	0.0	0.0	0.0	0.0	0.0	0.0	0.0	0.0
				처리방법	매 립	0.0	0.0													
					소 각	0.2	0.2				0.2									
					재 활 용	8.9	8.9	1.3	1.0		6.6									
					해역배출	0.0	0.0													
		C	28	발생량		3.2	2.9	0.0	0.0	0.0	2.9	0.0	0.0	0.0	0.0	0.0	0.0	0.0	0.0	0.0
				처리방법	매 립	0.0	0.0													
					소 각	1.2	1.2				1.2									
					재 활 용	2.0	1.7				1.7									
					해역배출	0.0	0.0													
		C	29	발생량		7.0	3.8	0.0	0.7	0.0	3.1	0.0	0.0	0.0	0.0	0.0	0.0	0.0	0.0	0.0
				처리방법	매 립	3.2	0.0													
					소 각	1.6	1.6				1.6									
					재 활 용	2.2	2.2		0.7		1.5									
					해역배출	0.0	0.0													
		C	30	발생량		11.8	9.4	0.0	0.1	0.0	8.9	0.4	0.0	0.0	0.0	0.0	0.0	0.0	0.0	0.0
				처리방법	매 립	2.4	0.0													
					소 각	2.2	2.2				2.2									
					재 활 용	7.2	7.2		0.1		6.7	0.4								
					해역배출	0.0	0.0													
		C	32	발생량		1.2	1.2	0.0	0.0	0.0	1.2	0.0	0.0	0.0	0.0	0.0	0.0	0.0	0.0	0.0
				처리방법	매 립	0.0	0.0													
					소 각	0.0	0.0													
					재 활 용	1.2	1.2				1.2									
					해역배출	0.0	0.0													

(단위:톤/일)

구분		업종		발생량 및 처리현황		불 연 성															
시도	시군구	대분류	중분류			소계	광재류	연소재	소각재	분진류	폐주물사 모래류	폐금속류	폐석회 석고류	폐촉매	폐흡착재폐흡수재	유리·도자기편류	무기성오니류				기타
																	폐수처리오니	공정오니	정수처리오니	하수처리오니	
충남	천안시	C	21	발 생 량		0.0	0.0	0.0	0.0	0.0	0.0	0.0	0.0	0.0	0.0	0.0	0.0	0.0	0.0	0.0	0.0
				처리방법	매 립	0.0															
					소 각	0.0															
					재 활 용	0.0															
					해역배출	0.0															
		C	22	발 생 량		0.3	0.0	0.0	0.0	0.0	0.0	0.0	0.0	0.0	0.1	0.0	0.2	0.0	0.0	0.0	0.0
				처리방법	매 립	0.2											0.2				
					소 각	0.0															
					재 활 용	0.1									0.1						
					해역배출	0.0															
		C	23	발 생 량		12.9	0.0	0.0	0.0	1.9	0.0	0.0	0.3	0.0	0.0	0.1	0.2	10.4	0.0	0.0	0.0
				처리방법	매 립	2.0											0.2	1.8			
					소 각	0.0															
					재 활 용	10.9				1.9			0.3			0.1		8.6			
					해역배출	0.0															
		C	24	발 생 량		18.2	3.8	0.0	0.0	2.4	8.8	2.2	0.0	0.0	0.7	0.0	0.0	0.3	0.0	0.0	0.0
				처리방법	매 립	4.6	0.4			2.4	0.8				0.7			0.3			
					소 각	0.0															
					재 활 용	13.6	3.4				8.0	2.2									
					해역배출	0.0															
		C	25	발 생 량		4.1	0.8	0.0	0.0	0.8	0.0	0.0	0.0	0.0	0.1	0.0	1.6	0.8	0.0	0.0	0.0
				처리방법	매 립	1.4	0.3										0.4	0.7			
					소 각	0.0															
					재 활 용	2.7	0.5			0.8					0.1		1.2	0.1			
					해역배출	0.0															
		C	26	발 생 량		97.6	0.0	0.0	0.0	0.0	0.0	4.9	0.1	0.0	0.4	11.2	80.5	0.3	0.0	0.0	0.2
				처리방법	매 립	14.7							0.1		0.1	2.5	11.7	0.3			
					소 각	0.0															
					재 활 용	82.9						4.9			0.3	8.7	68.8				0.2
					해역배출	0.0															
		C	27	발 생 량		0.0	0.0	0.0	0.0	0.0	0.0	0.0	0.0	0.0	0.0	0.0	0.0	0.0	0.0	0.0	0.0
				처리방법	매 립	0.0															
					소 각	0.0															
					재 활 용	0.0															
					해역배출	0.0															
		C	28	발 생 량		0.3	0.0	0.0	0.0	0.0	0.0	0.1	0.0	0.0	0.0	0.0	0.0	0.1	0.0	0.0	0.1
				처리방법	매 립	0.0															
					소 각	0.0															
					재 활 용	0.3						0.1						0.1			0.1
					해역배출	0.0															
		C	29	발 생 량		3.2	0.0	0.0	0.0	2.3	0.6	0.0	0.0	0.0	0.0	0.3	0.0	0.0	0.0	0.0	0.0
				처리방법	매 립	3.2				2.3	0.6					0.3					
					소 각	0.0															
					재 활 용	0.0															
					해역배출	0.0															
		C	30	발 생 량		2.4	0.0	0.0	0.0	2.3	0.0	0.0	0.0	0.0	0.0	0.0	0.1	0.0	0.0	0.0	0.0
				처리방법	매 립	2.4				2.3							0.1				
					소 각	0.0															
					재 활 용	0.0															
					해역배출	0.0															
		C	32	발 생 량		0.0	0.0	0.0	0.0	0.0	0.0	0.0	0.0	0.0	0.0	0.0	0.0	0.0	0.0	0.0	0.0
				처리방법	매 립	0.0															
					소 각	0.0															
					재 활 용	0.0															
					해역배출	0.0															

(단위:톤/일)

지역구분		업종		발생량 및 처리현황		총계	가 연 성														
시도	시군구	대분류	중분류				소계	폐지류	폐목재류	폐합성고분자화합물				유기성오니류				동식물성잔재물	폐식용유	기타
										폐섬유류	폐합성 수지	폐합성 고무	폐피혁	폐수처리오니	공정오니	정수 처리오니	하수 처리오니			
충남	천안시	C	33	발 생 량		9.3	7.5	0.0	0.0	0.0	7.5	0.0	0.0	0.0	0.0	0.0	0.0	0.0	0.0	0.0
				처리방법	매 립	0.7	0.0													
					소 각	0.4	0.4				0.4									
					재 활 용	8.2	7.1				7.1									
					해역배출	0.0	0.0													
		E		발 생 량		166.2	74.6	0.0	1.3	0.0	61.4	0.3	0.0	11.6	0.0	0.0	0.0	0.0	0.0	0.0
				처리방법	매 립	49.5	0.0													
					소 각	27.4	27.4		0.7		26.7									
					재 활 용	89.3	47.2		0.6		34.7	0.3		11.6						
					해역배출	0.0	0.0													
		F		발 생 량		36.5	1.3	0.0	1.2	0.0	0.1	0.0	0.0	0.0	0.0	0.0	0.0	0.0	0.0	0.0
				처리방법	매 립	34.5	0.0													
					소 각	0.0	0.0													
					재 활 용	2.0	1.3		1.2		0.1									
					해역배출	0.0	0.0													
		G		발 생 량		5.9	4.4	0.0	0.0	0.0	1.3	0.0	0.0	0.0	0.0	0.0	0.0	1.2	0.0	1.9
				처리방법	매 립	1.5	0.0													
					소 각	0.9	0.9				0.9									
					재 활 용	3.5	3.5				0.4							1.2		1.9
					해역배출	0.0	0.0													
		I		발 생 량		1.2	1.2	0.0	0.0	0.0	0.0	0.0	0.0	0.4	0.0	0.0	0.0	0.8	0.0	0.0
				처리방법	매 립	0.0	0.0													
					소 각	0.0	0.0													
					재 활 용	1.2	1.2							0.4				0.8		
					해역배출	0.0	0.0													
		J		발 생 량		27.9	27.9	0.0	0.0	0.0	0.1	0.0	0.0	1.0	0.0	0.0	26.8	0.0	0.0	0.0
				처리방법	매 립	0.0	0.0													
					소 각	0.1	0.1				0.1									
					재 활 용	27.8	27.8							1.0			26.8			
					해역배출	0.0	0.0													
		K		발 생 량		0.5	0.5	0.0	0.0	0.0	0.0	0.0	0.0	0.0	0.0	0.0	0.0	0.5	0.0	0.0
				처리방법	매 립	0.0	0.0													
					소 각	0.0	0.0													
					재 활 용	0.5	0.5											0.5		
					해역배출	0.0	0.0													
		L		발 생 량		0.2	0.1	0.0	0.0	0.0	0.1	0.0	0.0	0.0	0.0	0.0	0.0	0.0	0.0	0.0
				처리방법	매 립	0.1	0.0													
					소 각	0.0	0.0													
					재 활 용	0.1	0.1				0.1									
					해역배출	0.0	0.0													
		M		발 생 량		5.8	5.8	0.0	0.0	0.0	1.1	0.0	0.0	4.6	0.1	0.0	0.0	0.0	0.0	0.0
				처리방법	매 립	0.0	0.0													
					소 각	0.1	0.1								0.1					
					재 활 용	5.7	5.7				1.1			4.6						
					해역배출	0.0	0.0													
		N		발 생 량		0.1	0.0	0.0	0.0	0.0	0.0	0.0	0.0	0.0	0.0	0.0	0.0	0.0	0.0	0.0
				처리방법	매 립	0.1	0.0													
					소 각	0.0	0.0													
					재 활 용	0.0	0.0													
					해역배출	0.0	0.0													
		O		발 생 량		114.0	114.0	0.0	0.0	0.0	0.0	0.0	0.0	0.0	0.0	0.0	114.0	0.0	0.0	0.0
				처리방법	매 립	0.0	0.0													
					소 각	0.0	0.0													
					재 활 용	114.0	114.0										114.0			
					해역배출	0.0	0.0													

(단위:톤/일)

구분		업종		발생량 및 처리현황	불 연 성															
시도	시군구	대분류	중분류		소계	광재류	연소재	소각재	분진류	폐주물사 모래류	폐금속류	폐석회 석고류	폐촉매	폐흡착재폐흡수재	유리·도자기편류	무기성오니류				기타
																폐수처리오니	공정오니	정수처리오니	하수처리오니	
충남	천안시	C	33	발 생 량	1.8	0.0	0.0	0.0	0.0	0.0	0.0	0.0	0.0	0.0	0.3	0.4	1.1	0.0	0.0	0.0
				처리방법 매 립	0.7										0.1	0.4	0.2			
				처리방법 소 각	0.0															
				처리방법 재 활 용	1.1										0.2		0.9			
				처리방법 해역배출	0.0															
		E		발 생 량	91.6	0.0	0.0	47.2	0.0	42.6	0.2	0.0	0.0	0.0	0.0	0.1	1.5	0.0	0.0	0.0
				처리방법 매 립	49.5			47.2		0.5	0.2					0.1	1.5			
				처리방법 소 각	0.0															
				처리방법 재 활 용	42.1					42.1										
				처리방법 해역배출	0.0															
		F		발 생 량	35.2	0.0	0.0	32.2	0.0	0.0	0.0	0.0	0.0	0.0	0.0	0.8	0.0	0.0	2.2	0.0
				처리방법 매 립	34.5			32.2								0.1			2.2	
				처리방법 소 각	0.0															
				처리방법 재 활 용	0.7											0.7				
				처리방법 해역배출	0.0															
		G		발 생 량	1.5	0.0	0.0	0.2	0.0	0.1	0.0	0.0	0.0	0.0	0.0	0.0	1.2	0.0	0.0	0.0
				처리방법 매 립	1.5			0.2		0.1							1.2			
				처리방법 소 각	0.0															
				처리방법 재 활 용	0.0															
				처리방법 해역배출	0.0															
		I		발 생 량	0.0	0.0	0.0	0.0	0.0	0.0	0.0	0.0	0.0	0.0	0.0	0.0	0.0	0.0	0.0	0.0
				처리방법 매 립	0.0															
				처리방법 소 각	0.0															
				처리방법 재 활 용	0.0															
				처리방법 해역배출	0.0															
		J		발 생 량	0.0	0.0	0.0	0.0	0.0	0.0	0.0	0.0	0.0	0.0	0.0	0.0	0.0	0.0	0.0	0.0
				처리방법 매 립	0.0															
				처리방법 소 각	0.0															
				처리방법 재 활 용	0.0															
				처리방법 해역배출	0.0															
		K		발 생 량	0.0	0.0	0.0	0.0	0.0	0.0	0.0	0.0	0.0	0.0	0.0	0.0	0.0	0.0	0.0	0.0
				처리방법 매 립	0.0															
				처리방법 소 각	0.0															
				처리방법 재 활 용	0.0															
				처리방법 해역배출	0.0															
		L		발 생 량	0.1	0.0	0.0	0.0	0.0	0.1	0.0	0.0	0.0	0.0	0.0	0.0	0.0	0.0	0.0	0.0
				처리방법 매 립	0.1					0.1										
				처리방법 소 각	0.0															
				처리방법 재 활 용	0.0															
				처리방법 해역배출	0.0															
		M		발 생 량	0.0	0.0	0.0	0.0	0.0	0.0	0.0	0.0	0.0	0.0	0.0	0.0	0.0	0.0	0.0	0.0
				처리방법 매 립	0.0															
				처리방법 소 각	0.0															
				처리방법 재 활 용	0.0															
				처리방법 해역배출	0.0															
		N		발 생 량	0.1	0.0	0.0	0.0	0.0	0.0	0.0	0.0	0.0	0.0	0.0	0.1	0.0	0.0	0.0	0.0
				처리방법 매 립	0.1											0.1				
				처리방법 소 각	0.0															
				처리방법 재 활 용	0.0															
				처리방법 해역배출	0.0															
		O		발 생 량	0.0	0.0	0.0	0.0	0.0	0.0	0.0	0.0	0.0	0.0	0.0	0.0	0.0	0.0	0.0	0.0
				처리방법 매 립	0.0															
				처리방법 소 각	0.0															
				처리방법 재 활 용	0.0															
				처리방법 해역배출	0.0															

(단위:톤/일)

지역구분		업종		발생량 및 처리현황		총계	가 연 성														
시도	시군구	대분류	중분류				소계	폐지류	폐목재류	폐합성고분자화합물				유기성오니류				동식물성잔재물	폐식용유	기타
										폐섬유류	폐합성 수지	폐합성 고무	폐피혁	폐수처리오니	공정오니	정수 처리오니	하수 처리오니			
충남	천안시	R		발 생 량		0.1	0.1	0.0	0.0	0.0	0.1	0.0	0.0	0.0	0.0	0.0	0.0	0.0	0.0	0.0
				처리방법	매 립	0.0	0.0													
					소 각	0.0	0.0													
					재 활 용	0.1	0.1				0.1									
					해역배출	0.0	0.0													
		S		발 생 량		16.6	0.4	0.0	0.0	0.0	0.3	0.0	0.0	0.1	0.0	0.0	0.0	0.0	0.0	0.0
				처리방법	매 립	1.3	0.1							0.1						
					소 각	0.2	0.2				0.2									
					재 활 용	15.1	0.1				0.1									
					해역배출	0.0	0.0													
	공주시	소계		발 생 량		15.1	15.1	0.0	7.9	1.7	4.0	0.0	0.0	0.0	0.2	0.0	0.0	1.3	0.0	0.0
				처리방법	매 립	0.0	0.0	0.0	0.0	0.0	0.0	0.0	0.0	0.0	0.0	0.0	0.0	0.0	0.0	0.0
					소 각	0.0	0.0	0.0	0.0	0.0	0.0	0.0	0.0	0.0	0.0	0.0	0.0	0.0	0.0	0.0
					재 활 용	15.1	15.1	0.0	7.9	1.7	4.0	0.0	0.0	0.0	0.2	0.0	0.0	1.3	0.0	0.0
					해역배출	0.0	0.0	0.0	0.0	0.0	0.0	0.0	0.0	0.0	0.0	0.0	0.0	0.0	0.0	0.0
		C	10	발 생 량		2.4	2.4	0.0	0.9	0.0	0.1	0.0	0.0	0.0	0.1	0.0	0.0	1.3	0.0	0.0
				처리방법	매 립	0.0	0.0													
					소 각	0.0	0.0													
					재 활 용	2.4	2.4		0.9		0.1	0.0			0.1			1.3		
					해역배출	0.0	0.0													
		C	11	발 생 량		2.0	2.0	0.0	0.7	0.0	1.2	0.0	0.0	0.0	0.1	0.0	0.0	0.0	0.0	0.0
				처리방법	매 립	0.0	0.0													
					소 각	0.0	0.0													
					재 활 용	2.0	2.0		0.7		1.2	0.0			0.1					
					해역배출	0.0	0.0													
		C	13	발 생 량		2.7	2.7	0.0	0.8	1.7	0.2	0.0	0.0	0.0	0.0	0.0	0.0	0.0	0.0	0.0
				처리방법	매 립	0.0	0.0													
					소 각	0.0	0.0													
					재 활 용	2.7	2.7		0.8	1.7	0.2	0.0								
					해역배출	0.0	0.0													
		C	17	발 생 량		2.6	2.6	0.0	2.0	0.0	0.6	0.0	0.0	0.0	0.0	0.0	0.0	0.0	0.0	0.0
				처리방법	매 립	0.0	0.0													
					소 각	0.0	0.0													
					재 활 용	2.6	2.6		2.0		0.6	0.0								
					해역배출	0.0	0.0													
		C	22	발 생 량		1.9	1.9	0.0	1.6	0.0	0.3	0.0	0.0	0.0	0.0	0.0	0.0	0.0	0.0	0.0
				처리방법	매 립	0.0	0.0													
					소 각	0.0	0.0													
					재 활 용	1.9	1.9		1.6		0.3	0.0								
					해역배출	0.0	0.0													
		C	26	발 생 량		3.5	3.5	0.0	1.9	0.0	1.6	0.0	0.0	0.0	0.0	0.0	0.0	0.0	0.0	0.0
				처리방법	매 립	0.0	0.0													
					소 각	0.0	0.0													
					재 활 용	3.5	3.5		1.9		1.6	0.0								
					해역배출	0.0	0.0													
	보령시	소계		발 생 량		3,780.4	28.5	0.0	4.3	0.0	11.9	1.2	0.0	9.3	0.0	0.0	0.0	0.0	0.0	1.8
				처리방법	매 립	1,309.6	0.3	0.0	0.0	0.0	0.0	0.0	0.0	0.0	0.0	0.0	0.0	0.0	0.0	0.3
					소 각	11.3	11.3	0.0	0.1	0.0	9.4	0.0	0.0	0.7	0.0	0.0	0.0	0.0	0.0	1.1
					재 활 용	2,459.5	16.9	0.0	4.2	0.0	2.5	1.2	0.0	8.6	0.0	0.0	0.0	0.0	0.0	0.4
					해역배출	0.0	0.0	0.0	0.0	0.0	0.0	0.0	0.0	0.0	0.0	0.0	0.0	0.0	0.0	0.0
		C	13	발 생 량		0.2	0.2	0.0	0.0	0.0	0.2	0.0	0.0	0.0	0.0	0.0	0.0	0.0	0.0	0.0
				처리방법	매 립	0.0	0.0													
					소 각	0.2	0.2				0.2									
					재 활 용	0.0	0.0													
					해역배출	0.0	0.0													

(단위:톤/일)

구분		업종		발생량 및 처리현황		불 연 성															
시도	시군구	대분류	중분류			소계	광재류	연소재	소각재	분진류	폐주물사 모래류	폐금속류	폐석회 석고류	폐촉매	폐흡착재폐흡수재	유리·도자기편류	무기성오니류				기타
																	폐수처리오니	공정오니	정수처리오니	하수처리오니	
충남	천안시	R		발 생 량		0.0	0.0	0.0	0.0	0.0	0.0	0.0	0.0	0.0	0.0	0.0	0.0	0.0	0.0	0.0	0.0
				처리방법	매 립	0.0															
					소 각	0.0															
					재 활 용	0.0															
					해역배출	0.0															
		S		발 생 량		16.2	0.0	0.0	0.0	0.0	0.0	0.0	0.0	0.0	0.0	0.0	16.2	0.0	0.0	0.0	0.0
				처리방법	매 립	1.2											1.2				
					소 각	0.0															
					재 활 용	15.0											15.0				
					해역배출	0.0															
	공주시	소계		발 생 량		0.0	0.0	0.0	0.0	0.0	0.0	0.0	0.0	0.0	0.0	0.0	0.0	0.0	0.0	0.0	0.0
				처리방법	매 립	0.0	0.0	0.0	0.0	0.0	0.0	0.0	0.0	0.0	0.0	0.0	0.0	0.0	0.0	0.0	0.0
					소 각	0.0	0.0	0.0	0.0	0.0	0.0	0.0	0.0	0.0	0.0	0.0	0.0	0.0	0.0	0.0	0.0
					재 활 용	0.0	0.0	0.0	0.0	0.0	0.0	0.0	0.0	0.0	0.0	0.0	0.0	0.0	0.0	0.0	0.0
					해역배출	0.0	0.0	0.0	0.0	0.0	0.0	0.0	0.0	0.0	0.0	0.0	0.0	0.0	0.0	0.0	0.0
		C	10	발 생 량		0.0	0.0	0.0	0.0	0.0	0.0	0.0	0.0	0.0	0.0	0.0	0.0	0.0	0.0	0.0	0.0
				처리방법	매 립	0.0															
					소 각	0.0															
					재 활 용	0.0															
					해역배출	0.0															
		C	11	발 생 량		0.0	0.0	0.0	0.0	0.0	0.0	0.0	0.0	0.0	0.0	0.0	0.0	0.0	0.0	0.0	0.0
				처리방법	매 립	0.0															
					소 각	0.0															
					재 활 용	0.0															
					해역배출	0.0															
		C	13	발 생 량		0.0	0.0	0.0	0.0	0.0	0.0	0.0	0.0	0.0	0.0	0.0	0.0	0.0	0.0	0.0	0.0
				처리방법	매 립	0.0															
					소 각	0.0															
					재 활 용	0.0															
					해역배출	0.0															
		C	17	발 생 량		0.0	0.0	0.0	0.0	0.0	0.0	0.0	0.0	0.0	0.0	0.0	0.0	0.0	0.0	0.0	0.0
				처리방법	매 립	0.0															
					소 각	0.0															
					재 활 용	0.0															
					해역배출	0.0															
		C	22	발 생 량		0.0	0.0	0.0	0.0	0.0	0.0	0.0	0.0	0.0	0.0	0.0	0.0	0.0	0.0	0.0	0.0
				처리방법	매 립	0.0															
					소 각	0.0															
					재 활 용	0.0															
					해역배출	0.0															
		C	26	발 생 량		0.0	0.0	0.0	0.0	0.0	0.0	0.0	0.0	0.0	0.0	0.0	0.0	0.0	0.0	0.0	0.0
				처리방법	매 립	0.0															
					소 각	0.0															
					재 활 용	0.0															
					해역배출	0.0															
	보령시	소계		발 생 량		3,751.9	0.4	0.0	3,742.3	0.4	0.6	0.0	0.0	0.0	0.3	0.4	3.4	0.1	0.0	0.8	3.2
				처리방법	매 립	1,309.3	0.2	0.0	1,302.3	0.2	0.6	0.0	0.0	0.0	0.3	0.4	2.1	0.0	0.0	0.0	3.2
					소 각	0.0	0.0	0.0	0.0	0.0	0.0	0.0	0.0	0.0	0.0	0.0	0.0	0.0	0.0	0.0	0.0
					재 활 용	2,442.6	0.2	0.0	2,440.0	0.2	0.0	0.0	0.0	0.0	0.0	0.0	1.3	0.1	0.0	0.8	0.0
					해역배출	0.0	0.0	0.0	0.0	0.0	0.0	0.0	0.0	0.0	0.0	0.0	0.0	0.0	0.0	0.0	0.0
		C	13	발 생 량		0.0	0.0	0.0	0.0	0.0	0.0	0.0	0.0	0.0	0.0	0.0	0.0	0.0	0.0	0.0	0.0
				처리방법	매 립	0.0			0.0												
					소 각	0.0															
					재 활 용	0.0															
					해역배출	0.0															

(단위:톤/일)

지역구분		업종		발생량 및 처리현황		총계	가 연 성														
시도	시군구	대분류	중분류				소계	폐지류	폐목재류	폐합성고분자화합물				유기성오니류				동식물성잔재물	폐식용유	기타
										폐섬유류	폐합성 수지	폐합성 고무	폐피혁	폐수처리오니	공정오니	정수 처리오니	하수 처리오니			
충남	보령시	C	22	발 생 량		0.3	0.1	0.0	0.0	0.0	0.1	0.0	0.0	0.0	0.0	0.0	0.0	0.0	0.0	0.0
				처리방법	매 립	0.0	0.0													
					소 각	0.1	0.1				0.1									
					재 활 용	0.2	0.0													
					해역배출	0.0	0.0													
		C	23	발 생 량		4.4	0.7	0.0	0.0	0.0	0.7	0.0	0.0	0.0	0.0	0.0	0.0	0.0	0.0	0.0
				처리방법	매 립	2.3	0.0													
					소 각	0.7	0.7		0.0		0.7									
					재 활 용	1.4	0.0													
					해역배출	0.0	0.0													
		C	25	발 생 량		0.6	0.1	0.0	0.0	0.0	0.1	0.0	0.0	0.0	0.0	0.0	0.0	0.0	0.0	0.0
				처리방법	매 립	0.3	0.0													
					소 각	0.1	0.1				0.1									0.0
					재 활 용	0.2	0.0													
					해역배출	0.0	0.0													
		C	30	발 생 량		4.0	3.7	0.0	1.2	0.0	0.8	1.1	0.0	0.6	0.0	0.0	0.0	0.0	0.0	0.0
				처리방법	매 립	0.3	0.0													
					소 각	1.4	1.4				0.8			0.6						
					재 활 용	2.3	2.3		1.2			1.1								
					해역배출	0.0	0.0													
		C	32	발 생 량		0.1	0.1	0.0	0.1	0.0	0.0	0.0	0.0	0.0	0.0	0.0	0.0	0.0	0.0	0.0
				처리방법	매 립	0.0	0.0													
					소 각	0.0	0.0													
					재 활 용	0.1	0.1		0.1											
					해역배출	0.0	0.0													
		D		발 생 량		3,749.1	4.9	0.0	0.2	0.0	3.6	0.0	0.0	0.0	0.0	0.0	0.0	0.0	0.0	1.1
				처리방법	매 립	1,304.5	0.3													0.3
					소 각	2.0	2.0		0.1		1.1	0.0								0.8
					재 활 용	2,442.6	2.6		0.1		2.5	0.0								
					해역배출	0.0	0.0													
		E		발 생 량		15.2	14.4	0.0	0.0	0.0	5.6	0.1	0.0	8.7	0.0	0.0	0.0	0.0	0.0	0.0
				처리방법	매 립	0.8	0.0													
					소 각	5.7	5.7				5.6			0.1						
					재 활 용	8.7	8.7				0.0	0.1		8.6						
					해역배출	0.0	0.0													
		F		발 생 량		2.2	2.2	0.0	2.2	0.0	0.0	0.0	0.0	0.0	0.0	0.0	0.0	0.0	0.0	0.0
				처리방법	매 립	0.0	0.0													
					소 각	0.0	0.0													
					재 활 용	2.2	2.2		2.2											
					해역배출	0.0	0.0													
		G		발 생 량		1.5	0.5	0.0	0.0	0.0	0.1	0.0	0.0	0.0	0.0	0.0	0.0	0.0	0.0	0.4
				처리방법	매 립	1.0	0.0													
					소 각	0.1	0.1				0.1									
					재 활 용	0.4	0.4					0.0						0.0	0.0	0.4
					해역배출	0.0	0.0													
		I		발 생 량		0.0	0.0	0.0	0.0	0.0	0.0	0.0	0.0	0.0	0.0	0.0	0.0	0.0	0.0	0.0
				처리방법	매 립	0.0	0.0													
					소 각	0.0	0.0											0.0		
					재 활 용	0.0	0.0													
					해역배출	0.0	0.0													
		O		발 생 량		2.8	1.6	0.0	0.6	0.0	0.7	0.0	0.0	0.0	0.0	0.0	0.0	0.0	0.0	0.3
				처리방법	매 립	0.4	0.0													
					소 각	1.0	1.0				0.7									0.3
					재 활 용	1.4	0.6		0.6											
					해역배출	0.0	0.0													

(단위:톤/일)

구분		업종		발생량 및 처리현황		불 연 성															
시도	시군구	대분류	중분류			소계	광재류	연소재	소각재	분진류	폐주물사 모래류	폐금속류	폐석회 석고류	폐촉매	폐흡착재폐흡수재	유리·도자기편류	무기성오니류				기타
																	폐수처리오니	공정오니	정수처리오니	하수처리오니	
충남	보령시	C	22	발 생 량		0.2	0.0	0.0	0.0	0.2	0.0	0.0	0.0	0.0	0.0	0.0	0.0	0.0	0.0	0.0	0.0
				처리방법	매 립	0.0															
					소 각	0.0															
					재 활 용	0.2				0.2											
					해역배출	0.0															
		C	23	발 생 량		3.7	0.0	0.0	0.0	0.0	0.0	0.0	0.0	0.0	0.0	0.0	1.3	0.1	0.0	0.0	2.3
				처리방법	매 립	2.3															2.3
					소 각	0.0															
					재 활 용	1.4											1.3	0.1			
					해역배출	0.0															
		C	25	발 생 량		0.5	0.4	0.0	0.0	0.1	0.0	0.0	0.0	0.0	0.0	0.0	0.0	0.0	0.0	0.0	0.0
				처리방법	매 립	0.3	0.2			0.1											
					소 각	0.0															
					재 활 용	0.2	0.2								0.0						
					해역배출	0.0															
		C	30	발 생 량		0.3	0.0	0.0	0.0	0.1	0.0	0.0	0.0	0.0	0.2	0.0	0.0	0.0	0.0	0.0	0.0
				처리방법	매 립	0.3				0.1					0.2						
					소 각	0.0															
					재 활 용	0.0															
					해역배출	0.0															
		C	32	발 생 량		0.0	0.0	0.0	0.0	0.0	0.0	0.0	0.0	0.0	0.0	0.0	0.0	0.0	0.0	0.0	0.0
				처리방법	매 립	0.0															
					소 각	0.0															
					재 활 용	0.0															
					해역배출	0.0															
		D		발 생 량		3,744.2	0.0	0.0	3,742.3	0.0	0.0	0.0	0.0	0.0	0.1	0.4	1.4	0.0	0.0	0.0	0.0
				처리방법	매 립	1,304.2			1,302.3						0.1	0.4	1.4				
					소 각	0.0															
					재 활 용	2,440.0			2,440.0												
					해역배출	0.0															
		E		발 생 량		0.8	0.0	0.0	0.0	0.0	0.2	0.0	0.0	0.0	0.0	0.0	0.0	0.0	0.0	0.0	0.6
				처리방법	매 립	0.8			0.0	0.0	0.2										0.6
					소 각	0.0															
					재 활 용	0.0															
					해역배출	0.0															
		F		발 생 량		0.0	0.0	0.0	0.0	0.0	0.0	0.0	0.0	0.0	0.0	0.0	0.0	0.0	0.0	0.0	0.0
				처리방법	매 립	0.0												0.0			
					소 각	0.0															
					재 활 용	0.0															
					해역배출	0.0															
		G		발 생 량		1.0	0.0	0.0	0.0	0.0	0.0	0.0	0.0	0.0	0.0	0.0	0.7	0.0	0.0	0.0	0.3
				처리방법	매 립	1.0											0.7				0.3
					소 각	0.0															
					재 활 용	0.0															
					해역배출	0.0															
		I		발 생 량		0.0	0.0	0.0	0.0	0.0	0.0	0.0	0.0	0.0	0.0	0.0	0.0	0.0	0.0	0.0	0.0
				처리방법	매 립	0.0															
					소 각	0.0															
					재 활 용	0.0															
					해역배출	0.0															
		O		발 생 량		1.2	0.0	0.0	0.0	0.0	0.4	0.0	0.0	0.0	0.0	0.0	0.0	0.0	0.0	0.8	0.0
				처리방법	매 립	0.4					0.4										
					소 각	0.0															
					재 활 용	0.8														0.8	
					해역배출	0.0															

(단위:톤/일)

지역구분		업종		발생량 및 처리현황		총계	가 연 성													
시도	시군구	대분류	중분류				소계	폐지류	폐목재류	폐합성고분자화합물				유기성오니류				동식물성잔재물	폐식용유	기타
										폐섬유류	폐합성 수지	폐합성 고무	폐피혁	폐수처리오니	공정오니	정수 처리오니	하수 처리오니			
충남	아산시	소계		발생량		1,168.0	649.1	2.2	7.3	1.8	110.1	69.1	0.0	342.5	15.6	12.9	49.0	38.6	0.0	0.0
				처리방법	매 립	94.5	8.7	0.0	0.0	1.2	0.0	0.0	0.0	3.3	1.0	0.0	3.2	0.0	0.0	0.0
					소 각	85.2	84.2	0.0	1.6	0.4	39.5	12.1	0.0	2.1	1.8	0.0	25.8	0.9	0.0	0.0
					재 활 용	987.8	555.7	2.2	5.7	0.2	70.6	57.0	0.0	336.6	12.8	12.9	20.0	37.7	0.0	0.0
					해역배출	0.5	0.5	0.0	0.0	0.0	0.0	0.0	0.0	0.5	0.0	0.0	0.0	0.0	0.0	0.0
		C	10	발생량		26.2	26.0	0.0	0.0	0.0	0.8	0.0	0.0	2.1	0.0	0.0	0.0	23.1	0.0	0.0
				처리방법	매 립	0.0	0.0													
					소 각	0.8	0.8				0.5							0.3		
					재 활 용	24.9	24.7				0.3			1.6				22.8		
					해역배출	0.5	0.5							0.5						
		C	11	발생량		17.3	17.3	0.0	0.0	0.0	1.1	0.0	0.0	1.4	0.0	1.1	1.0	12.7	0.0	0.0
				처리방법	매 립	1.0	1.0										1.0			
					소 각	0.7	0.7				0.1							0.6		
					재 활 용	15.6	15.6				1.0			1.4		1.1		12.1		
					해역배출	0.0	0.0													
		C	13	발생량		1.5	1.5	0.0	0.0	0.3	0.2	0.0	0.0	0.0	1.0	0.0	0.0	0.0	0.0	0.0
				처리방법	매 립	1.0	1.0								1.0					
					소 각	0.3	0.3			0.1	0.2									
					재 활 용	0.2	0.2			0.2										
					해역배출	0.0	0.0													
		C	16	발생량		15.4	15.4	0.0	4.6	0.0	0.0	0.0	0.0	0.2	0.0	8.4	2.2	0.0	0.0	0.0
				처리방법	매 립	2.2	2.2										2.2			
					소 각	1.8	1.8		1.6					0.2						
					재 활 용	11.4	11.4		3.0							8.4				
					해역배출	0.0	0.0													
		C	17	발생량		82.2	79.4	0.0	0.0	0.0	8.9	0.0	0.0	69.7	0.0	0.0	0.8	0.0	0.0	0.0
				처리방법	매 립	4.1	1.3							1.3						
					소 각	7.6	7.6				6.8						0.8			
					재 활 용	70.5	70.5				2.1			68.4						
					해역배출	0.0	0.0													
		C	20	발생량		7.7	5.9	0.0	1.2	0.0	1.2	0.0	0.0	0.0	3.5	0.0	0.0	0.0	0.0	0.0
				처리방법	매 립	1.8	0.0													
					소 각	0.2	0.2				0.2									
					재 활 용	5.7	5.7		1.2		1.0				3.5					
					해역배출	0.0	0.0													
		C	21	발생량		0.6	0.6	0.0	0.0	0.0	0.6	0.0	0.0	0.0	0.0	0.0	0.0	0.0	0.0	0.0
				처리방법	매 립	0.0	0.0													
					소 각	0.6	0.6				0.6									
					재 활 용	0.0	0.0													
					해역배출	0.0	0.0													
		C	22	발생량		4.7	4.7	0.0	0.0	0.0	4.6	0.1	0.0	0.0	0.0	0.0	0.0	0.0	0.0	0.0
				처리방법	매 립	0.0	0.0													
					소 각	0.6	0.6				0.6									
					재 활 용	4.1	4.1				4.0	0.1								
					해역배출	0.0	0.0													
		C	23	발생량		18.5	1.3	0.0	0.0	0.0	0.0	1.2	0.0	0.1	0.0	0.0	0.0	0.0	0.0	0.0
				처리방법	매 립	4.7	0.0													
					소 각	0.2	0.2					0.2								
					재 활 용	13.6	1.1					1.0		0.1						
					해역배출	0.0	0.0													
		C	24	발생량		7.0	1.7	0.0	0.0	0.0	0.0	0.5	0.0	0.0	1.2	0.0	0.0	0.0	0.0	0.0
				처리방법	매 립	0.8	0.0													
					소 각	0.1	0.1					0.1								
					재 활 용	6.1	1.6					0.4			1.2					
					해역배출	0.0	0.0													

(단위:톤/일)

구분		업종		발생량 및 처리현황		불 연 성																
시도	시군구	대분류	중분류			소계	광재류	연소재	소각재	분진류	폐주물사 모래류	폐금속류	폐석회 석고류	폐촉매	폐흡착재폐흡수재	유리·도자기편류	무기성오니류				기타
																	폐수처리오니	공정오니	정수처리오니	하수처리오니	
충남	아산시	소계		발 생 량		518.9	6.5	0.0	29.6	26.0	21.8	1.0	4.5	0.0	5.5	129.1	32.1	226.8	36.0	0.0	0.0
				처리방법	매 립	85.8	2.0	0.0	29.6	7.4	8.7	0.0	1.0	0.0	0.2	0.6	5.4	4.7	26.2	0.0	0.0
					소 각	1.0	0.0	0.0	0.0	0.0	0.0	0.0	0.0	0.0	0.0	0.0	0.0	1.0	0.0	0.0	0.0
					재 활 용	432.1	4.5	0.0	0.0	18.6	13.1	1.0	3.5	0.0	5.3	128.5	26.7	221.1	9.8	0.0	0.0
					해역배출	0.0	0.0	0.0	0.0	0.0	0.0	0.0	0.0	0.0	0.0	0.0	0.0	0.0	0.0	0.0	0.0
		C	10	발 생 량		0.2	0.0	0.0	0.0	0.0	0.0	0.0	0.0	0.0	0.0	0.0	0.0	0.2	0.0	0.0	0.0
				처리방법	매 립	0.0															
					소 각	0.0															
					재 활 용	0.2												0.2			
					해역배출	0.0															
		C	11	발 생 량		0.0	0.0	0.0	0.0	0.0	0.0	0.0	0.0	0.0	0.0	0.0	0.0	0.0	0.0	0.0	0.0
				처리방법	매 립	0.0															
					소 각	0.0															
					재 활 용	0.0															
					해역배출	0.0															
		C	13	발 생 량		0.0	0.0	0.0	0.0	0.0	0.0	0.0	0.0	0.0	0.0	0.0	0.0	0.0	0.0	0.0	0.0
				처리방법	매 립	0.0															
					소 각	0.0															
					재 활 용	0.0															
					해역배출	0.0															
		C	16	발 생 량		0.0	0.0	0.0	0.0	0.0	0.0	0.0	0.0	0.0	0.0	0.0	0.0	0.0	0.0	0.0	0.0
				처리방법	매 립	0.0															
					소 각	0.0															
					재 활 용	0.0															
					해역배출	0.0															
		C	17	발 생 량		2.8	0.0	0.0	1.2	0.0	1.6	0.0	0.0	0.0	0.0	0.0	0.0	0.0	0.0	0.0	0.0
				처리방법	매 립	2.8			1.2		1.6										
					소 각	0.0															
					재 활 용	0.0															
					해역배출	0.0															
		C	20	발 생 량		1.8	0.0	0.0	0.0	0.0	0.0	0.0	0.0	0.0	0.0	0.6	1.2	0.0	0.0	0.0	0.0
				처리방법	매 립	1.8										0.6	1.2				
					소 각	0.0															
					재 활 용	0.0															
					해역배출	0.0															
		C	21	발 생 량		0.0	0.0	0.0	0.0	0.0	0.0	0.0	0.0	0.0	0.0	0.0	0.0	0.0	0.0	0.0	0.0
				처리방법	매 립	0.0															
					소 각	0.0															
					재 활 용	0.0															
					해역배출	0.0															
		C	22	발 생 량		0.0	0.0	0.0	0.0	0.0	0.0	0.0	0.0	0.0	0.0	0.0	0.0	0.0	0.0	0.0	0.0
				처리방법	매 립	0.0															
					소 각	0.0															
					재 활 용	0.0															
					해역배출	0.0															
		C	23	발 생 량		17.2	2.0	0.0	0.0	1.0	0.0	0.0	3.5	0.0	0.0	1.3	5.5	3.9	0.0	0.0	0.0
				처리방법	매 립	4.7	2.0			1.0							1.0	0.7			
					소 각	0.0															
					재 활 용	12.5							3.5			1.3	4.5	3.2			
					해역배출	0.0															
		C	24	발 생 량		5.3	4.5	0.0	0.0	0.5	0.0	0.0	0.0	0.0	0.0	0.0	0.3	0.0	0.0	0.0	0.0
				처리방법	매 립	0.8				0.5							0.3				
					소 각	0.0															
					재 활 용	4.5	4.5														
					해역배출	0.0															

(단위:톤/일)

지역구분		업종		발생량 및 처리현황		총계	가 연 성														
시도	시군구	대분류	중분류				소계	폐지류	폐목재류	폐합성고분자화합물				유기성오니류				동식물성잔재물	폐식용유	기타
										폐섬유류	폐합성 수지	폐합성 고무	폐피혁	폐수처리오니	공정오니	정수 처리오니	하수 처리오니			
충남	아산시	C	25	발 생 량		5.5	1.8	0.0	0.0	0.0	0.0	1.8	0.0	0.0	0.0	0.0	0.0	0.0	0.0	0.0
				처리방법	매 립	1.6	0.0													
					소 각	0.7	0.7					0.7								
					재 활 용	3.2	1.1					1.1								
					해역배출	0.0	0.0													
		C	26	발 생 량		274.9	101.2	2.2	0.5	0.0	27.5	63.9	0.0	0.0	7.1	0.0	0.0	0.0	0.0	0.0
				처리방법	매 립	2.1	0.0													
					소 각	18.7	17.7				7.2	10.5								
					재 활 용	254.1	83.5	2.2	0.5		20.3	53.4			7.1					
					해역배출	0.0	0.0													
		C	28	발 생 량		2.8	2.6	0.0	0.0	0.0	0.0	0.8	0.0	0.0	1.8	0.0	0.0	0.0	0.0	0.0
				처리방법	매 립	0.2	0.0													
					소 각	1.9	1.9					0.1			1.8					
					재 활 용	0.7	0.7					0.7								
					해역배출	0.0	0.0													
		C	29	발 생 량		4.6	4.1	0.0	0.0	0.0	0.0	0.7	0.0	3.4	0.0	0.0	0.0	0.0	0.0	0.0
				처리방법	매 립	0.5	0.0													
					소 각	2.4	2.4					0.5		1.9						
					재 활 용	1.7	1.7					0.2		1.5						
					해역배출	0.0	0.0													
		C	30	발 생 량		62.8	21.2	0.0	1.0	0.3	18.1	0.0	0.0	1.8	0.0	0.0	0.0	0.0	0.0	0.0
				처리방법	매 립	40.1	1.8							1.8						
					소 각	3.4	3.4			0.3	3.1									
					재 활 용	19.3	16.0		1.0		15.0									
					해역배출	0.0	0.0													
		C	33	발 생 량		7.1	5.8	0.0	0.0	1.2	1.4	0.0	0.0	3.2	0.0	0.0	0.0	0.0	0.0	0.0
				처리방법	매 립	2.5	1.2			1.2										
					소 각	1.3	1.3				1.3									
					재 활 용	3.3	3.3				0.1			3.2						
					해역배출	0.0	0.0													
		D		발 생 량		14.2	4.7	0.0	0.0	0.0	0.0	0.0	0.0	4.7	0.0	0.0	0.0	0.0	0.0	0.0
				처리방법	매 립	0.0	0.0													
					소 각	0.0	0.0													
					재 활 용	14.2	4.7							4.7						
					해역배출	0.0	0.0													
		E		발 생 량		606.0	345.1	0.0	0.0	0.0	41.8	0.1	0.0	255.9	0.0	0.0	45.0	2.3	0.0	0.0
				처리방법	매 립	31.7	0.2							0.2						
					소 각	43.2	43.2				18.2						25.0			
					재 활 용	531.1	301.7				23.6	0.1		255.7			20.0	2.3		
					해역배출	0.0	0.0													
		F		발 생 량		6.2	6.2	0.0	0.0	0.0	3.8	0.0	0.0	0.0	0.0	2.4	0.0	0.0	0.0	0.0
				처리방법	매 립	0.0	0.0													
					소 각	0.6	0.6				0.6									
					재 활 용	5.6	5.6				3.2					2.4				
					해역배출	0.0	0.0													
		I		발 생 량		2.8	2.6	0.0	0.0	0.0	0.1	0.0	0.0	0.0	1.0	1.0	0.0	0.5	0.0	0.0
				처리방법	매 립	0.2	0.0													
					소 각	0.1	0.1				0.1									
					재 활 용	2.5	2.5								1.0	1.0		0.5		
					해역배출	0.0	0.0													
	서산시	소계		발 생 량		375.3	128.1	0.0	3.8	0.0	15.4	5.4	0.0	82.5	0.9	0.0	16.2	1.0	0.0	2.9
				처리방법	매 립	153.1	5.9	0.0	0.0	0.0	0.0	0.0	0.0	5.6	0.3	0.0	0.0	0.0	0.0	0.0
					소 각	16.0	16.0	0.0	0.0	0.0	8.5	3.7	0.0	0.9	0.0	0.0	0.0	0.0	0.0	2.9
					재 활 용	201.6	101.6	0.0	3.8	0.0	6.9	1.7	0.0	71.4	0.6	0.0	16.2	1.0	0.0	0.0
					해역배출	4.6	4.6	0.0	0.0	0.0	0.0	0.0	0.0	4.6	0.0	0.0	0.0	0.0	0.0	0.0

(단위:톤/일)

구분		업종		발생량 및 처리현황		불 연 성															
시도	시군구	대분류	중분류			소계	광재류	연소재	소각재	분진류	폐주물사 모래류	폐금속류	폐석회 석고류	폐촉매	폐흡착재폐흡수재	유리·도자기편류	무기성오니류				기타
																	폐수처리오니	공정오니	정수처리오니	하수처리오니	
충남	아산시	C	25	발 생 량		3.7	0.0	0.0	0.0	0.7	1.2	0.0	0.0	0.0	0.1	0.2	1.0	0.5	0.0	0.0	0.0
				처리방법	매 립	1.6				0.3							1.0	0.3			
					소 각	0.0															
					재 활 용	2.1				0.4	1.2				0.1	0.2		0.2			
					해역배출	0.0															
		C	26	발 생 량		173.7	0.0	0.0	0.0	18.2	0.0	1.0	0.0	0.0	5.2	125.0	22.1	2.2	0.0	0.0	0.0
				처리방법	매 립	2.1											0.9	1.2			
					소 각	1.0												1.0			
					재 활 용	170.6				18.2		1.0			5.2	125.0	21.2				
					해역배출	0.0															
		C	28	발 생 량		0.2	0.0	0.0	0.0	0.0	0.0	0.0	0.0	0.0	0.0	0.0	0.2	0.0	0.0	0.0	0.0
				처리방법	매 립	0.2											0.2				
					소 각	0.0															
					재 활 용	0.0															
					해역배출	0.0															
		C	29	발 생 량		0.5	0.0	0.0	0.0	0.2	0.0	0.0	0.0	0.0	0.0	0.0	0.3	0.0	0.0	0.0	0.0
				처리방법	매 립	0.5				0.2							0.3				
					소 각	0.0															
					재 활 용	0.0															
					해역배출	0.0															
		C	30	발 생 량		41.6	0.0	0.0	0.0	5.2	9.7	0.0	0.0	0.0	0.0	0.1	0.3	0.1	26.2	0.0	0.0
				처리방법	매 립	38.3				5.2	6.5						0.3	0.1	26.2		
					소 각	0.0															
					재 활 용	3.3					3.2					0.1					
					해역배출	0.0															
		C	33	발 생 량		1.3	0.0	0.0	0.0	0.2	0.0	0.0	1.0	0.0	0.0	0.0	0.1	0.0	0.0	0.0	0.0
				처리방법	매 립	1.3				0.2			1.0				0.1				
					소 각	0.0															
					재 활 용	0.0															
					해역배출	0.0															
		D		발 생 량		9.5	0.0	0.0	0.0	0.0	0.0	0.0	0.0	0.0	0.0	0.0	0.0	0.0	9.5	0.0	0.0
				처리방법	매 립	0.0															
					소 각	0.0															
					재 활 용	9.5													9.5		
					해역배출	0.0															
		E		발 생 량		260.9	0.0	0.0	28.4	0.0	9.3	0.0	0.0	0.0	0.0	1.9	1.1	219.9	0.3	0.0	0.0
				처리방법	매 립	31.5			28.4		0.6						0.1	2.4			
					소 각	0.0															
					재 활 용	229.4					8.7					1.9	1.0	217.5	0.3		
					해역배출	0.0															
		F		발 생 량		0.0	0.0	0.0	0.0	0.0	0.0	0.0	0.0	0.0	0.0	0.0	0.0	0.0	0.0	0.0	0.0
				처리방법	매 립	0.0															
					소 각	0.0															
					재 활 용	0.0															
					해역배출	0.0															
		I		발 생 량		0.2	0.0	0.0	0.0	0.0	0.0	0.0	0.0	0.0	0.2	0.0	0.0	0.0	0.0	0.0	0.0
				처리방법	매 립	0.2									0.2						
					소 각	0.0															
					재 활 용	0.0															
					해역배출	0.0															
	서산시	소계		발 생 량		247.2	14.5	0.0	34.1	7.4	24.7	0.0	0.7	21.2	6.5	0.9	24.9	1.6	75.2	0.8	34.7
				처리방법	매 립	147.2	0.0	0.0	34.1	4.2	23.6	0.0	0.7	3.1	6.1	0.8	24.9	1.4	46.5	0.0	1.8
					소 각	0.0	0.0	0.0	0.0	0.0	0.0	0.0	0.0	0.0	0.0	0.0	0.0	0.0	0.0	0.0	0.0
					재 활 용	100.0	14.5	0.0	0.0	3.2	1.1	0.0	0.0	18.1	0.4	0.1	0.0	0.2	28.7	0.8	32.9
					해역배출	0.0	0.0	0.0	0.0	0.0	0.0	0.0	0.0	0.0	0.0	0.0	0.0	0.0	0.0	0.0	0.0

(단위:톤/일)

지역구분		업종		발생량 및 처리현황		총계	가 연 성														
시도	시군구	대분류	중분류				소계	폐지류	폐목재류	폐합성고분자화합물				유기성오니류				동식물성잔재물	폐식용유	기타
										폐섬유류	폐합성 수지	폐합성 고무	폐피혁	폐수처리오니	공정오니	정수 처리오니	하수 처리오니			
충남	서산시	A		발생량		2.8	2.8	0.0	0.0	0.0	0.0	0.0	0.0	1.8	0.0	0.0	0.0	1.0	0.0	0.0
				처리방법	매 립	0.0	0.0													
					소 각	0.0	0.0													
					재 활 용	2.8	2.8							1.8				1.0		
					해역배출	0.0	0.0													
		C	10	발생량		0.6	0.6	0.0	0.0	0.0	0.2	0.0	0.0	0.4	0.0	0.0	0.0	0.0	0.0	0.0
				처리방법	매 립	0.0	0.0													
					소 각	0.2	0.2				0.2									
					재 활 용	0.4	0.4							0.4						
					해역배출	0.0	0.0													
		C	13	발생량		0.2	0.2	0.0	0.0	0.0	0.2	0.0	0.0	0.0	0.0	0.0	0.0	0.0	0.0	0.0
				처리방법	매 립	0.0	0.0													
					소 각	0.0	0.0													
					재 활 용	0.2	0.2				0.2									
					해역배출	0.0	0.0													
		C	19	발생량		56.8	13.7	0.0	0.1	0.0	1.6	2.1	0.0	9.9	0.0	0.0	0.0	0.0	0.0	0.0
				처리방법	매 립	14.6	0.5							0.5						
					소 각	2.9	2.9					2.0		0.9						
					재 활 용	39.3	10.3		0.1		1.6	0.1		8.5					0.0	
					해역배출	0.0	0.0													
		C	20	발생량		112.3	73.2	0.0	0.4	0.0	5.0	1.7	0.0	65.2	0.9	0.0	0.0	0.0	0.0	0.0
				처리방법	매 립	22.7	4.7				0.0			4.4	0.3					
					소 각	3.6	3.6			0.0	1.9	1.7								
					재 활 용	81.4	60.3		0.4		3.1			56.2	0.6					
					해역배출	4.6	4.6							4.6						
		C	22	발생량		0.6	0.5	0.0	0.0	0.0	0.5	0.0	0.0	0.0	0.0	0.0	0.0	0.0	0.0	0.0
				처리방법	매 립	0.1	0.0													
					소 각	0.2	0.2				0.2									
					재 활 용	0.3	0.3		0.0		0.3	0.0								
					해역배출	0.0	0.0													
		C	23	발생량		19.8	0.3	0.0	0.0	0.0	0.3	0.0	0.0	0.0	0.0	0.0	0.0	0.0	0.0	0.0
				처리방법	매 립	3.2	0.0													
					소 각	0.2	0.2				0.2									
					재 활 용	16.4	0.1			0.0	0.1									
					해역배출	0.0	0.0													
		C	24	발생량		0.1	0.0	0.0	0.0	0.0	0.0	0.0	0.0	0.0	0.0	0.0	0.0	0.0	0.0	0.0
				처리방법	매 립	0.1	0.0													
					소 각	0.0	0.0				0.0									
					재 활 용	0.0	0.0				0.0									
					해역배출	0.0	0.0													
		C	25	발생량		0.3	0.3	0.0	0.0	0.0	0.3	0.0	0.0	0.0	0.0	0.0	0.0	0.0	0.0	0.0
				처리방법	매 립	0.0	0.0													
					소 각	0.0	0.0													
					재 활 용	0.3	0.3				0.3									
					해역배출	0.0	0.0													
		C	28	발생량		0.1	0.1	0.0	0.0	0.0	0.1	0.0	0.0	0.0	0.0	0.0	0.0	0.0	0.0	0.0
				처리방법	매 립	0.0	0.0													
					소 각	0.1	0.1				0.1									
					재 활 용	0.0	0.0													
					해역배출	0.0	0.0													
		C	30	발생량		8.0	1.7	0.0	0.2	0.0	0.7	0.1	0.0	0.7	0.0	0.0	0.0	0.0	0.0	0.0
				처리방법	매 립	5.4	0.7							0.7						
					소 각	0.4	0.4				0.4									
					재 활 용	2.2	0.6		0.2		0.3	0.1								0.0
					해역배출	0.0	0.0													

(단위:톤/일)

구분		업종		발생량 및 처리현황		불 연 성															
시도	시군구	대분류	중분류			소계	광재류	연소재	소각재	분진류	폐주물사 모래류	폐금속류	폐석회 석고류	폐촉매	폐흡착재폐흡수재	유리·도자기편류	무기성오니류				기타
																	폐수처리오니	공정오니	정수처리오니	하수처리오니	
충남	서산시	A		발 생 량		0.0	0.0	0.0	0.0	0.0	0.0	0.0	0.0	0.0	0.0	0.0	0.0	0.0	0.0	0.0	0.0
				처리방법	매 립	0.0															
					소 각	0.0															
					재 활 용	0.0															
					해역배출	0.0															
		C	10	발 생 량		0.0	0.0	0.0	0.0	0.0	0.0	0.0	0.0	0.0	0.0	0.0	0.0	0.0	0.0	0.0	0.0
				처리방법	매 립	0.0															
					소 각	0.0															
					재 활 용	0.0															
					해역배출	0.0															
		C	13	발 생 량		0.0	0.0	0.0	0.0	0.0	0.0	0.0	0.0	0.0	0.0	0.0	0.0	0.0	0.0	0.0	0.0
				처리방법	매 립	0.0															
					소 각	0.0															
					재 활 용	0.0															
					해역배출	0.0															
		C	19	발 생 량		43.1	0.0	0.0	0.0	0.0	2.3	0.0	0.6	18.2	4.0	0.2	4.9	1.3	5.0	0.0	6.6
				처리방법	매 립	14.1					2.3		0.6	0.1	3.8	0.2	4.9	1.3			0.9
					소 각	0.0															
					재 활 용	29.0								18.1	0.2				5.0		5.7
					해역배출	0.0															
		C	20	발 생 량		39.1	0.0	0.0	0.0	0.2	0.1	0.0	0.0	0.6	0.3	0.1	16.3	0.1	0.0	0.0	21.4
				처리방법	매 립	18.0				0.2	0.1			0.6	0.1		16.3	0.1			0.6
					소 각	0.0															
					재 활 용	21.1								0.0	0.2	0.1					20.8
					해역배출	0.0															
		C	22	발 생 량		0.1	0.0	0.0	0.0	0.0	0.0	0.0	0.1	0.0	0.0	0.0	0.0	0.0	0.0	0.0	0.0
				처리방법	매 립	0.1							0.1								
					소 각	0.0															
					재 활 용	0.0															
					해역배출	0.0															
		C	23	발 생 량		19.5	14.5	0.0	0.0	4.0	0.0	0.0	0.0	0.0	0.0	0.3	0.7	0.0	0.0	0.0	0.0
				처리방법	매 립	3.2	0.0			2.2					0.0	0.3	0.7				
					소 각	0.0															
					재 활 용	16.3	14.5			1.8											
					해역배출	0.0															
		C	24	발 생 량		0.1	0.0	0.0	0.0	0.1	0.0	0.0	0.0	0.0	0.0	0.0	0.0	0.0	0.0	0.0	0.0
				처리방법	매 립	0.1				0.1											
					소 각	0.0															
					재 활 용	0.0															
					해역배출	0.0															
		C	25	발 생 량		0.0	0.0	0.0	0.0	0.0	0.0	0.0	0.0	0.0	0.0	0.0	0.0	0.0	0.0	0.0	0.0
				처리방법	매 립	0.0															
					소 각	0.0															
					재 활 용	0.0															
					해역배출	0.0															
		C	28	발 생 량		0.0	0.0	0.0	0.0	0.0	0.0	0.0	0.0	0.0	0.0	0.0	0.0	0.0	0.0	0.0	0.0
				처리방법	매 립	0.0															
					소 각	0.0															
					재 활 용	0.0						0.0									
					해역배출	0.0															
		C	30	발 생 량		6.3	0.0	0.0	0.0	3.1	0.1	0.0	0.0	0.0	0.0	0.3	2.6	0.0	0.0	0.0	0.2
				처리방법	매 립	4.7				1.7	0.1				0.0	0.3	2.6				
					소 각	0.0															
					재 활 용	1.6				1.4							0.0				0.2
					해역배출	0.0															

(단위:톤/일)

지역구분		업종		발생량 및 처리현황		총계	가 연 성														
시도	시군구	대분류	중분류				소계	폐지류	폐목재류	폐합성고분자화합물				유기성오니류				동식물성잔재물	폐식용유	기타
										폐섬유류	폐합성 수지	폐합성 고무	폐피혁	폐수처리오니	공정오니	정수 처리오니	하수 처리오니			
충남	서산시	C	33	발 생 량		5.3	0.0	0.0	0.0	0.0	0.0	0.0	0.0	0.0	0.0	0.0	0.0	0.0	0.0	0.0
				처리방법	매 립	0.0	0.0													
					소 각	0.0	0.0											0.0		
					재 활 용	5.3	0.0													
					해역배출	0.0	0.0													
		D		발 생 량		104.0	0.9	0.0	0.0	0.0	0.9	0.0	0.0	0.0	0.0	0.0	0.0	0.0	0.0	0.0
				처리방법	매 립	78.5	0.0													
					소 각	0.0	0.0													
					재 활 용	25.5	0.9				0.9									
					해역배출	0.0	0.0													
		E		발 생 량		53.3	24.9	0.0	0.0	0.0	5.5	1.5	0.0	0.0	0.0	0.0	15.0	0.0	0.0	2.9
				처리방법	매 립	27.6	0.0													
					소 각	8.3	8.3		0.0		5.4									2.9
					재 활 용	17.4	16.6		0.0		0.1	1.5					15.0			
					해역배출	0.0	0.0													
		F		발 생 량		3.9	3.2	0.0	3.1	0.0	0.1	0.0	0.0	0.0	0.0	0.0	0.0	0.0	0.0	0.0
				처리방법	매 립	0.7	0.0													
					소 각	0.1	0.1				0.1									
					재 활 용	3.1	3.1		3.1											
					해역배출	0.0	0.0													
		G		발 생 량		0.5	0.0	0.0	0.0	0.0	0.0	0.0	0.0	0.0	0.0	0.0	0.0	0.0	0.0	0.0
				처리방법	매 립	0.0	0.0													
					소 각	0.0	0.0													
					재 활 용	0.5	0.0													
					해역배출	0.0	0.0													
		L		발 생 량		0.2	0.0	0.0	0.0	0.0	0.0	0.0	0.0	0.0	0.0	0.0	0.0	0.0	0.0	0.0
				처리방법	매 립	0.0	0.0													
					소 각	0.0	0.0													
					재 활 용	0.2	0.0													
					해역배출	0.0	0.0													
		O		발 생 량		6.5	5.7	0.0	0.0	0.0	0.0	0.0	0.0	4.5	0.0	0.0	1.2	0.0	0.0	0.0
				처리방법	매 립	0.2	0.0													
					소 각	0.0	0.0													
					재 활 용	6.3	5.7							4.5			1.2			
					해역배출	0.0	0.0													
	논산시	소계		발 생 량		247.0	195.6	0.0	2.0	0.0	31.5	0.0	0.0	47.6	0.5	0.0	0.0	111.3	0.0	2.7
				처리방법	매 립	24.6	5.3	0.0	0.0	0.0	3.1	0.0	0.0	2.1	0.0	0.0	0.0	0.1	0.0	0.0
					소 각	25.7	25.7	0.0	0.1	0.0	21.3	0.0	0.0	0.0	0.0	0.0	0.0	4.3	0.0	0.0
					재 활 용	172.0	139.9	0.0	1.9	0.0	7.1	0.0	0.0	21.3	0.0	0.0	0.0	106.9	0.0	2.7
					해역배출	24.7	24.7	0.0	0.0	0.0	0.0	0.0	0.0	24.2	0.5	0.0	0.0	0.0	0.0	0.0
		C	10	발 생 량		65.8	65.8	0.0	0.6	0.0	2.7	0.0	0.0	22.9	0.0	0.0	0.0	37.1	0.0	2.5
				처리방법	매 립	0.7	0.7							0.6				0.1		
					소 각	6.3	6.3				2.0							4.3		
					재 활 용	36.5	36.5		0.6		0.7							32.7		2.5
					해역배출	22.3	22.3							22.3						
		C	13	발 생 량		6.8	6.8	0.0	0.0	0.0	4.2	0.0	0.0	1.9	0.5	0.0	0.0	0.0	0.0	0.2
				처리방법	매 립	0.0	0.0													
					소 각	0.0	0.0													
					재 활 용	4.4	4.4				4.2									0.2
					해역배출	2.4	2.4							1.9	0.5					
		C	16	발 생 량		0.1	0.1	0.0	0.0	0.0	0.1	0.0	0.0	0.0	0.0	0.0	0.0	0.0	0.0	0.0
				처리방법	매 립	0.0	0.0													
					소 각	0.1	0.1				0.1									
					재 활 용	0.0	0.0													
					해역배출	0.0	0.0													

(단위:톤/일)

구분		업종		발생량 및 처리현황		불 연 성															
시도	시군구	대분류	중분류			소계	광재류	연소재	소각재	분진류	폐주물사 모래류	폐금속류	폐석회 석고류	폐촉매	폐흡착재폐흡수재	유리·도자기편류	무기성오니류				기타
																	폐수처리오니	공정오니	정수처리오니	하수처리오니	
충남	서산시	C	33	발 생 량		5.3	0.0	0.0	0.0	0.0	0.0	0.0	0.0	0.0	0.0	0.0	0.0	0.0	0.0	0.0	5.3
				처리방법	매 립	0.0															
					소 각	0.0															
					재 활 용	5.3															5.3
					해역배출	0.0															
		D		발 생 량		103.1	0.0	0.0	7.6	0.0	19.7	0.0	0.0	2.4	2.2	0.0	0.1	0.0	70.2	0.0	0.9
				처리방법	매 립	78.5			7.6		19.7			2.4	2.2		0.1		46.5		
					소 각	0.0															
					재 활 용	24.6													23.7		0.9
					해역배출	0.0															
		E		발 생 량		28.4	0.0	0.0	26.5	0.0	1.1	0.0	0.0	0.0	0.0	0.0	0.0	0.0	0.0	0.8	0.0
				처리방법	매 립	27.6			26.5		1.1										
					소 각	0.0															
					재 활 용	0.8											0.0			0.8	
					해역배출	0.0															
		F		발 생 량		0.7	0.0	0.0	0.0	0.0	0.3	0.0	0.0	0.0	0.0	0.0	0.1	0.0	0.0	0.0	0.3
				처리방법	매 립	0.7					0.3						0.1				0.3
					소 각	0.0															
					재 활 용	0.0															
					해역배출	0.0															
		G		발 생 량		0.5	0.0	0.0	0.0	0.0	0.5	0.0	0.0	0.0	0.0	0.0	0.0	0.0	0.0	0.0	0.0
				처리방법	매 립	0.0															
					소 각	0.0															
					재 활 용	0.5					0.5										
					해역배출	0.0															
		L		발 생 량		0.2	0.0	0.0	0.0	0.0	0.0	0.0	0.0	0.0	0.0	0.0	0.0	0.2	0.0	0.0	0.0
				처리방법	매 립	0.0															
					소 각	0.0															
					재 활 용	0.2												0.2			
					해역배출	0.0															
		O		발 생 량		0.8	0.0	0.0	0.0	0.0	0.6	0.0	0.0	0.0	0.0	0.0	0.2	0.0	0.0	0.0	0.0
				처리방법	매 립	0.2											0.2				
					소 각	0.0															
					재 활 용	0.6					0.6										
					해역배출	0.0															
	논산시	소계		발 생 량		51.4	3.4	0.0	0.3	0.6	21.8	1.3	0.0	0.0	0.0	0.2	20.3	0.0	0.0	0.0	3.5
				처리방법	매 립	19.3	1.4	0.0	0.3	0.6	15.9	0.0	0.0	0.0	0.0	0.2	0.9	0.0	0.0	0.0	0.0
					소 각	0.0	0.0	0.0	0.0	0.0	0.0	0.0	0.0	0.0	0.0	0.0	0.0	0.0	0.0	0.0	0.0
					재 활 용	32.1	2.0	0.0	0.0	0.0	5.9	1.3	0.0	0.0	0.0	0.0	19.4	0.0	0.0	0.0	3.5
					해역배출	0.0	0.0	0.0	0.0	0.0	0.0	0.0	0.0	0.0	0.0	0.0	0.0	0.0	0.0	0.0	0.0
		C	10	발 생 량		0.0	0.0	0.0	0.0	0.0	0.0	0.0	0.0	0.0	0.0	0.0	0.0	0.0	0.0	0.0	0.0
				처리방법	매 립	0.0															
					소 각	0.0															
					재 활 용	0.0															
					해역배출	0.0															
		C	13	발 생 량		0.0	0.0	0.0	0.0	0.0	0.0	0.0	0.0	0.0	0.0	0.0	0.0	0.0	0.0	0.0	0.0
				처리방법	매 립	0.0															
					소 각	0.0															
					재 활 용	0.0															
					해역배출	0.0															
		C	16	발 생 량		0.0	0.0	0.0	0.0	0.0	0.0	0.0	0.0	0.0	0.0	0.0	0.0	0.0	0.0	0.0	0.0
				처리방법	매 립	0.0															
					소 각	0.0															
					재 활 용	0.0															
					해역배출	0.0															

(단위:톤/일)

지역구분		업종		발생량 및 처리현황		총계	가 연 성														
시도	시군구	대분류	중분류				소계	폐지류	폐목재류	폐합성고분자화합물				유기성오니류				동식물성잔재물	폐식용유	기타
										폐섬유류	폐합성 수지	폐합성 고무	폐피혁	폐수처리오니	공정오니	정수 처리오니	하수 처리오니			
충남	논산시	C	20	발 생 량		3.2	3.2	0.0	0.0	0.0	3.2	0.0	0.0	0.0	0.0	0.0	0.0	0.0	0.0	0.0
				처리방법	매 립	3.1	3.1				3.1									
					소 각	0.1	0.1				0.1									
					재 활 용	0.0	0.0													
					해역배출	0.0	0.0													
		C	21	발 생 량		61.2	61.2	0.0	0.0	0.0	0.1	0.0	0.0	0.0	0.0	0.0	0.0	61.1	0.0	0.0
				처리방법	매 립	0.0	0.0													
					소 각	0.1	0.1				0.1									
					재 활 용	61.1	61.1											61.1		
					해역배출	0.0	0.0													
		C	23	발 생 량		24.3	0.0	0.0	0.0	0.0	0.0	0.0	0.0	0.0	0.0	0.0	0.0	0.0	0.0	0.0
				처리방법	매 립	1.4	0.0													
					소 각	0.0	0.0													
					재 활 용	22.9	0.0													
					해역배출	0.0	0.0													
		C	24	발 생 량		7.9	0.0	0.0	0.0	0.0	0.0	0.0	0.0	0.0	0.0	0.0	0.0	0.0	0.0	0.0
				처리방법	매 립	0.0	0.0													
					소 각	0.0	0.0													
					재 활 용	7.9	0.0													
					해역배출	0.0	0.0													
		C	33	발 생 량		5.0	3.7	0.0	0.0	0.0	2.3	0.0	0.0	0.0	0.0	0.0	0.0	1.4	0.0	0.0
				처리방법	매 립	1.3	0.0													
					소 각	0.9	0.9				0.9									
					재 활 용	2.8	2.8				1.4							1.4		
					해역배출	0.0	0.0													
		E		발 생 량		67.2	49.3	0.0	1.4	0.0	18.9	0.0	0.0	17.3	0.0	0.0	0.0	11.7	0.0	0.0
				처리방법	매 립	16.6	0.0													
					소 각	18.2	18.2		0.1		18.1									
					재 활 용	32.4	31.1		1.3		0.8			17.3				11.7		
					해역배출	0.0	0.0													
		L		발 생 량		1.5	1.5	0.0	0.0	0.0	0.0	0.0	0.0	1.5	0.0	0.0	0.0	0.0	0.0	0.0
				처리방법	매 립	1.5	1.5							1.5						
					소 각	0.0	0.0													
					재 활 용	0.0	0.0													
					해역배출	0.0	0.0													
		O		발 생 량		4.0	4.0	0.0	0.0	0.0	0.0	0.0	0.0	4.0	0.0	0.0	0.0	0.0	0.0	0.0
				처리방법	매 립	0.0	0.0													
					소 각	0.0	0.0													
					재 활 용	4.0	4.0							4.0						
					해역배출	0.0	0.0													
	계룡시	소계		발 생 량		19.5	19.5	0.0	0.0	0.0	2.0	0.0	0.0	0.0	0.0	0.0	2.2	6.7	0.0	8.6
				처리방법	매 립	2.0	2.0	0.0	0.0	0.0	0.0	0.0	0.0	0.0	0.0	0.0	0.0	0.0	0.0	2.0
					소 각	2.6	2.6	0.0	0.0	0.0	2.0	0.0	0.0	0.0	0.0	0.0	0.0	0.0	0.0	0.6
					재 활 용	14.9	14.9	0.0	0.0	0.0	0.0	0.0	0.0	0.0	0.0	0.0	2.2	6.7	0.0	6.0
					해역배출	0.0	0.0	0.0	0.0	0.0	0.0	0.0	0.0	0.0	0.0	0.0	0.0	0.0	0.0	0.0
		O		발 생 량		19.5	19.5	0.0	0.0	0.0	2.0	0.0	0.0	0.0	0.0	0.0	2.2	6.7	0.0	8.6
				처리방법	매 립	2.0	2.0													2.0
					소 각	2.6	2.6				2.0									0.6
					재 활 용	14.9	14.9										2.2	6.7		6.0
					해역배출	0.0	0.0													
	당진시	소계		발 생 량		20,229.3	243.4	0.0	10.0	9.1	194.4	0.1	0.0	3.1	0.5	0.0	17.2	7.4	0.0	1.6
				처리방법	매 립	1,888.9	4.5	0.0	0.0	0.5	0.0	0.0	0.0	0.2	0.3	0.0	3.3	0.0	0.0	0.2
					소 각	170.9	170.7	0.0	0.3	0.5	168.9	0.0	0.0	0.5	0.2	0.0	0.0	0.3	0.0	0.0
					재 활 용	18,169.5	68.2	0.0	9.7	8.1	25.5	0.1	0.0	2.4	0.0	0.0	13.9	7.1	0.0	1.4
					해역배출	0.0	0.0	0.0	0.0	0.0	0.0	0.0	0.0	0.0	0.0	0.0	0.0	0.0	0.0	0.0

(단위:톤/일)

구분		업종		발생량 및 처리현황		불 연 성															
시도	시군구	대분류	중분류			소계	광재류	연소재	소각재	분진류	폐주물사 모래류	폐금속류	폐석회 석고류	폐촉매	폐흡착재폐흡수재	유리·도자기편류	무기성오니류				기타
																	폐수처리오니	공정오니	정수처리오니	하수처리오니	
충남	논산시	C	20	발 생 량		0.0	0.0	0.0	0.0	0.0	0.0	0.0	0.0	0.0	0.0	0.0	0.0	0.0	0.0	0.0	0.0
				처리방법	매 립	0.0															
					소 각	0.0															
					재 활 용	0.0															
					해역배출	0.0															
		C	21	발 생 량		0.0	0.0	0.0	0.0	0.0	0.0	0.0	0.0	0.0	0.0	0.0	0.0	0.0	0.0	0.0	0.0
				처리방법	매 립	0.0															
					소 각	0.0															
					재 활 용	0.0															
					해역배출	0.0															
		C	23	발 생 량		24.3	1.4	0.0	0.0	0.0	0.0	0.0	0.0	0.0	0.0	0.0	19.4	0.0	0.0	0.0	3.5
				처리방법	매 립	1.4	1.4														
					소 각	0.0															
					재 활 용	22.9											19.4				3.5
					해역배출	0.0															
		C	24	발 생 량		7.9	2.0	0.0	0.0	0.0	5.9	0.0	0.0	0.0	0.0	0.0	0.0	0.0	0.0	0.0	0.0
				처리방법	매 립	0.0															
					소 각	0.0															
					재 활 용	7.9	2.0				5.9										
					해역배출	0.0															
		C	33	발 생 량		1.3	0.0	0.0	0.0	0.6	0.0	0.0	0.0	0.0	0.0	0.0	0.7	0.0	0.0	0.0	0.0
				처리방법	매 립	1.3				0.6							0.7				
					소 각	0.0															
					재 활 용	0.0															
					해역배출	0.0															
		E		발 생 량		17.9	0.0	0.0	0.3	0.0	15.9	1.3	0.0	0.0	0.0	0.2	0.2	0.0	0.0	0.0	0.0
				처리방법	매 립	16.6			0.3		15.9					0.2	0.2				
					소 각	0.0															
					재 활 용	1.3						1.3									
					해역배출	0.0															
		L		발 생 량		0.0	0.0	0.0	0.0	0.0	0.0	0.0	0.0	0.0	0.0	0.0	0.0	0.0	0.0	0.0	0.0
				처리방법	매 립	0.0															
					소 각	0.0															
					재 활 용	0.0															
					해역배출	0.0															
		o		발 생 량		0.0	0.0	0.0	0.0	0.0	0.0	0.0	0.0	0.0	0.0	0.0	0.0	0.0	0.0	0.0	0.0
				처리방법	매 립	0.0															
					소 각	0.0															
					재 활 용	0.0															
					해역배출	0.0															
	계룡시	소계		발 생 량		0.0	0.0	0.0	0.0	0.0	0.0	0.0	0.0	0.0	0.0	0.0	0.0	0.0	0.0	0.0	0.0
				처리방법	매 립	0.0	0.0	0.0	0.0	0.0	0.0	0.0	0.0	0.0	0.0	0.0	0.0	0.0	0.0	0.0	0.0
					소 각	0.0	0.0	0.0	0.0	0.0	0.0	0.0	0.0	0.0	0.0	0.0	0.0	0.0	0.0	0.0	0.0
					재 활 용	0.0	0.0	0.0	0.0	0.0	0.0	0.0	0.0	0.0	0.0	0.0	0.0	0.0	0.0	0.0	0.0
					해역배출	0.0	0.0	0.0	0.0	0.0	0.0	0.0	0.0	0.0	0.0	0.0	0.0	0.0	0.0	0.0	0.0
		O		발 생 량		0.0	0.0	0.0	0.0	0.0	0.0	0.0	0.0	0.0	0.0	0.0	0.0	0.0	0.0	0.0	0.0
				처리방법	매 립	0.0															
					소 각	0.0															
					재 활 용	0.0															
					해역배출	0.0															
	당진시	소계		발 생 량		19,985.9	25.8	3,977.8	36.6	187.2	18.8	14,087.3	0.0	0.0	4.8	1.0	1,161.6	95.6	0.0	3.7	385.7
				처리방법	매 립	1,884.4	1.9	1,576.5	36.6	16.9	2.4	52.3	0.0	0.0	0.2	0.0	53.6	15.0	0.0	0.6	128.4
					소 각	0.2	0.0	0.0	0.0	0.0	0.0	0.0	0.0	0.0	0.0	0.0	0.1	0.0	0.0	0.1	0.0
					재 활 용	18,101.3	23.9	2,401.3	0.0	170.3	16.4	14,035.0	0.0	0.0	4.6	1.0	1,107.9	80.6	0.0	3.0	257.3
					해역배출	0.0	0.0	0.0	0.0	0.0	0.0	0.0	0.0	0.0	0.0	0.0	0.0	0.0	0.0	0.0	0.0

(단위:톤/일)

지역구분		업종		발생량 및 처리현황		총계	가 연 성														
시도	시군구	대분류	중분류				소계	폐지류	폐목재류	폐합성고분자화합물				유기성오니류				동식물성잔재물	폐식용유	기타
										폐섬유류	폐합성 수지	폐합성 고무	폐피혁	폐수처리오니	공정오니	정수 처리오니	하수 처리오니			
충남	당진시	A		발생량		0.7	0.0	0.0	0.0	0.0	0.0	0.0	0.0	0.0	0.0	0.0	0.0	0.0	0.0	0.0
				처리방법	매 립	0.7	0.0													
					소 각	0.0	0.0													
					재 활 용	0.0	0.0													
					해역배출	0.0	0.0													
		C	10	발생량		10.6	10.6	0.0	0.0	0.0	1.0	0.0	0.0	1.9	0.0	0.0	0.0	7.1	0.0	0.6
				처리방법	매 립	0.0	0.0													
					소 각	1.0	1.0				1.0									
					재 활 용	9.6	9.6							1.9				7.1		0.6
					해역배출	0.0	0.0													
		C	13	발생량		8.0	7.7	0.0	0.3	6.5	0.9	0.0	0.0	0.0	0.0	0.0	0.0	0.0	0.0	0.0
				처리방법	매 립	0.8	0.5			0.5										
					소 각	0.5	0.5			0.2	0.3									
					재 활 용	6.7	6.7		0.3	5.8	0.6									
					해역배출	0.0	0.0													
		C	16	발생량		0.9	0.9	0.0	0.3	0.0	0.6	0.0	0.0	0.0	0.0	0.0	0.0	0.0	0.0	0.0
				처리방법	매 립	0.0	0.0													
					소 각	0.6	0.6				0.6									
					재 활 용	0.3	0.3		0.3											
					해역배출	0.0	0.0													
		C	22	발생량		4.7	4.4	0.0	0.0	0.0	4.4	0.0	0.0	0.0	0.0	0.0	0.0	0.0	0.0	0.0
				처리방법	매 립	0.3	0.0													
					소 각	0.5	0.5				0.5									
					재 활 용	3.9	3.9				3.9									
					해역배출	0.0	0.0													
		C	23	발생량		19.8	0.8	0.0	0.0	0.0	0.8	0.0	0.0	0.0	0.0	0.0	0.0	0.0	0.0	0.0
				처리방법	매 립	1.0	0.0													
					소 각	0.3	0.3				0.3									
					재 활 용	18.5	0.5				0.5									
					해역배출	0.0	0.0													
		C	24	발생량		15,896.0	23.3	0.0	6.4	0.0	15.6	0.0	0.0	1.0	0.0	0.0	0.0	0.0	0.0	0.3
				처리방법	매 립	224.8	0.0													
					소 각	15.7	15.7				15.2			0.5						
					재 활 용	15,655.5	7.6		6.4		0.4			0.5						0.3
					해역배출	0.0	0.0													
		C	25	발생량		23.5	5.4	0.0	1.0	0.0	4.3	0.0	0.0	0.1	0.0	0.0	0.0	0.0	0.0	0.0
				처리방법	매 립	9.9	0.1							0.1						
					소 각	2.8	2.8		0.1		2.7									
					재 활 용	10.8	2.5		0.9		1.6									
					해역배출	0.0	0.0													
		C	27	발생량		1.1	1.1	0.0	0.0	0.0	0.9	0.0	0.0	0.0	0.0	0.0	0.0	0.2	0.0	0.0
				처리방법	매 립	0.0	0.0													
					소 각	1.1	1.1				0.9							0.2		
					재 활 용	0.0	0.0													
					해역배출	0.0	0.0													
		C	29	발생량		1.5	0.3	0.0	0.0	0.0	0.3	0.0	0.0	0.0	0.0	0.0	0.0	0.0	0.0	0.0
				처리방법	매 립	1.2	0.0													
					소 각	0.1	0.1				0.1									
					재 활 용	0.2	0.2				0.2									
					해역배출	0.0	0.0													
		C	31	발생량		163.2	143.2	0.0	0.0	2.1	141.1	0.0	0.0	0.0	0.0	0.0	0.0	0.0	0.0	0.0
				처리방법	매 립	3.3	0.0													
					소 각	136.7	136.7				136.7									
					재 활 용	23.2	6.5			2.1	4.4									
					해역배출	0.0	0.0													

(단위:톤/일)

구분		업종		발생량 및 처리현황		불 연 성															
시도	시군구	대분류	중분류			소계	광재류	연소재	소각재	분진류	폐주물사 모래류	폐금속류	폐석회 석고류	폐촉매	폐흡착재폐흡수재	유리·도자기편류	무기성오니류				기타
																	폐수처리오니	공정오니	정수처리오니	하수처리오니	
충남	당진시	A		발 생 량		0.7	0.0	0.0	0.7	0.0	0.0	0.0	0.0	0.0	0.0	0.0	0.0	0.0	0.0	0.0	0.0
				처리방법	매 립	0.7			0.7												
					소 각	0.0															
					재 활 용	0.0															
					해역배출	0.0															
		C	10	발 생 량		0.0	0.0	0.0	0.0	0.0	0.0	0.0	0.0	0.0	0.0	0.0	0.0	0.0	0.0	0.0	0.0
				처리방법	매 립	0.0															
					소 각	0.0															
					재 활 용	0.0															
					해역배출	0.0															
		C	13	발 생 량		0.3	0.0	0.0	0.0	0.0	0.0	0.0	0.0	0.0	0.0	0.0	0.3	0.0	0.0	0.0	0.0
				처리방법	매 립	0.3											0.3				
					소 각	0.0															
					재 활 용	0.0															
					해역배출	0.0															
		C	16	발 생 량		0.0	0.0	0.0	0.0	0.0	0.0	0.0	0.0	0.0	0.0	0.0	0.0	0.0	0.0	0.0	0.0
				처리방법	매 립	0.0															
					소 각	0.0															
					재 활 용	0.0															
					해역배출	0.0															
		C	22	발 생 량		0.3	0.0	0.0	0.0	0.3	0.0	0.0	0.0	0.0	0.0	0.0	0.0	0.0	0.0	0.0	0.0
				처리방법	매 립	0.3				0.3											
					소 각	0.0															
					재 활 용	0.0															
					해역배출	0.0															
		C	23	발 생 량		19.0	0.1	0.0	0.0	0.3	0.0	0.0	0.0	0.0	0.0	0.9	1.3	0.0	0.0	0.0	16.4
				처리방법	매 립	1.0	0.1			0.2											0.7
					소 각	0.0															
					재 활 용	18.0				0.1						0.9	1.3				15.7
					해역배출	0.0															
		C	24	발 생 량		15,872.7	20.7	0.0	0.0	182.0	0.8	14,087.3	0.0	0.0	4.2	0.0	1,121.0	90.7	0.0	0.0	366.0
				처리방법	매 립	224.8				14.0	0.4	52.3					21.0	11.0			126.1
					소 각	0.0															
					재 활 용	15,647.9	20.7			168.0	0.4	14,035.0			4.2		1,100.0	79.7			239.9
					해역배출	0.0															
		C	25	발 생 량		18.1	3.2	0.0	0.0	3.7	0.0	0.0	0.0	0.0	0.2	0.0	9.5	0.9	0.0	0.0	0.6
				처리방법	매 립	9.8	0.6			1.5							7.1				0.6
					소 각	0.0															
					재 활 용	8.3	2.6			2.2					0.2		2.4	0.9			
					해역배출	0.0															
		C	27	발 생 량		0.0	0.0	0.0	0.0	0.0	0.0	0.0	0.0	0.0	0.0	0.0	0.0	0.0	0.0	0.0	0.0
				처리방법	매 립	0.0															
					소 각	0.0															
					재 활 용	0.0															
					해역배출	0.0															
		C	29	발 생 량		1.2	1.2	0.0	0.0	0.0	0.0	0.0	0.0	0.0	0.0	0.0	0.0	0.0	0.0	0.0	0.0
				처리방법	매 립	1.2	1.2														
					소 각	0.0															
					재 활 용	0.0															
					해역배출	0.0															
		C	31	발 생 량		20.0	0.6	0.0	0.0	0.1	18.0	0.0	0.0	0.0	0.1	0.0	1.1	0.0	0.0	0.0	0.1
				처리방법	매 립	3.3				0.1	2.0						1.1				0.1
					소 각	0.0															
					재 활 용	16.7	0.6				16.0				0.1						
					해역배출	0.0															

(단위:톤/일)

지역구분		업종		발생량 및 처리현황		총계	가 연 성														
시도	시군구	대분류	중분류				소계	폐지류	폐목재류	폐합성고분자화합물				유기성오니류				동식물성잔재물	폐식용유	기타
										폐섬유류	폐합성 수지	폐합성 고무	폐피혁	폐수처리오니	공정오니	정수 처리오니	하수 처리오니			
충남	당진시	C	33	발 생 량		21.2	17.1	0.0	1.6	0.2	14.8	0.0	0.0	0.0	0.5	0.0	0.0	0.0	0.0	0.0
				처리방법	매 립	2.5	0.3								0.3					
					소 각	8.0	7.9				7.7				0.2					
					재 활 용	10.7	8.9		1.6	0.2	7.1									
					해역배출	0.0	0.0													
		D		발 생 량		3,982.9	2.1	0.0	0.1	0.3	1.3	0.1	0.0	0.0	0.0	0.0	0.0	0.1	0.0	0.2
				처리방법	매 립	1,579.6	0.2													0.2
					소 각	1.8	1.8		0.1	0.3	1.3							0.1		
					재 활 용	2,401.5	0.1					0.1								
					해역배출	0.0	0.0													
		E		발 생 량		90.7	25.2	0.0	0.3	0.0	7.6	0.0	0.0	0.1	0.0	0.0	17.2	0.0	0.0	0.0
				처리방법	매 립	64.4	3.4							0.1			3.3			
					소 각	1.8	1.7		0.1		1.6									
					재 활 용	24.5	20.1		0.2		6.0						13.9			
					해역배출	0.0	0.0													
		F		발 생 량		3.2	0.0	0.0	0.0	0.0	0.0	0.0	0.0	0.0	0.0	0.0	0.0	0.0	0.0	0.0
				처리방법	매 립	0.4	0.0													
					소 각	0.0	0.0													
					재 활 용	2.8	0.0													
					해역배출	0.0	0.0													
		N		발 생 량		0.5	0.5	0.0	0.0	0.0	0.0	0.0	0.0	0.0	0.0	0.0	0.0	0.0	0.0	0.5
				처리방법	매 립	0.0	0.0													
					소 각	0.0	0.0													
					재 활 용	0.5	0.5													0.5
					해역배출	0.0	0.0													
		I		발 생 량		0.8	0.8	0.0	0.0	0.0	0.8	0.0	0.0	0.0	0.0	0.0	0.0	0.0	0.0	0.0
				처리방법	매 립	0.0	0.0													
					소 각	0.0	0.0													
					재 활 용	0.8	0.8				0.8									
					해역배출	0.0	0.0													
	금산군	소계		발 생 량		83.8	63.4	0.0	1.0	2.6	25.9	13.1	2.6	0.7	5.0	0.0	12.1	0.4	0.0	0.0
				처리방법	매 립	16.8	4.8	0.0	0.0	0.1	0.0	0.0	0.0	0.5	4.2	0.0	0.0	0.0	0.0	0.0
					소 각	23.2	23.2	0.0	0.0	1.5	17.3	4.3	0.0	0.1	0.0	0.0	0.0	0.0	0.0	0.0
					재 활 용	43.8	35.4	0.0	1.0	1.0	8.6	8.8	2.6	0.1	0.8	0.0	12.1	0.4	0.0	0.0
					해역배출	0.0	0.0	0.0	0.0	0.0	0.0	0.0	0.0	0.0	0.0	0.0	0.0	0.0	0.0	0.0
		C	10	발 생 량		0.7	0.7	0.0	0.0	0.0	0.0	0.0	0.0	0.3	0.0	0.0	0.0	0.4	0.0	0.0
				처리방법	매 립	0.2	0.2							0.2				0.0		
					소 각	0.0	0.0				0.0			0.0						
					재 활 용	0.5	0.5				0.0			0.1				0.4		
					해역배출	0.0	0.0													
		I		발 생 량		0.1	0.1	0.0	0.0	0.0	0.1	0.0	0.0	0.0	0.0	0.0	0.0	0.0	0.0	0.0
				처리방법	매 립	0.0	0.0													
					소 각	0.0	0.0													
					재 활 용	0.1	0.1				0.1									
					해역배출	0.0	0.0													
		C	23	발 생 량		3.6	0.1	0.0	0.0	0.0	0.1	0.0	0.0	0.0	0.0	0.0	0.0	0.0	0.0	0.0
				처리방법	매 립	0.1	0.0													
					소 각	0.1	0.1				0.1									
					재 활 용	3.4	0.0													
					해역배출	0.0	0.0													
		C	20	발 생 량		1.3	0.8	0.0	0.1	0.1	0.4	0.0	0.0	0.2	0.0	0.0	0.0	0.0	0.0	0.0
				처리방법	매 립	0.8	0.3			0.1				0.2						
					소 각	0.4	0.4				0.4									
					재 활 용	0.1	0.1		0.1											
					해역배출	0.0	0.0													

(단위:톤/일)

구분		업종		발생량 및 처리현황		불 연 성															
시도	시군구	대분류	중분류			소계	광재류	연소재	소각재	분진류	폐주물사 모래류	폐금속류	폐석회 석고류	폐촉매	폐흡착재폐흡수재	유리·도자기편류	무기성오니류				기타
																	폐수처리오니	공정오니	정수처리오니	하수처리오니	
충남	당진시	C	33	발 생 량		4.1	0.0	0.0	0.0	0.8	0.0	0.0	0.0	0.0	0.0	0.1	0.4	0.4	0.0	0.0	2.4
				처리방법	매 립	2.2				0.8							0.3	0.4			0.7
					소 각	0.1											0.1				
					재 활 용	1.8										0.1					1.7
					해역배출	0.0															
		D		발 생 량		3,980.8	0.0	3,977.8	0.0	0.0	0.0	0.0	0.0	0.0	0.3	0.0	2.5	0.0	0.0	0.0	0.2
				처리방법	매 립	1,579.4		1,576.5							0.2		2.5				0.2
					소 각	0.0															
					재 활 용	2,401.4		2,401.3							0.1						
					해역배출	0.0															
		E		발 생 량		65.5	0.0	0.0	35.9	0.0	0.0	0.0	0.0	0.0	0.0	0.0	25.5	3.6	0.0	0.5	0.0
				처리방법	매 립	61.0			35.9								21.3	3.6		0.2	
					소 각	0.1														0.1	
					재 활 용	4.4											4.2			0.2	
					해역배출	0.0															
		F		발 생 량		3.2	0.0	0.0	0.0	0.0	0.0	0.0	0.0	0.0	0.0	0.0	0.0	0.0	0.0	3.2	0.0
				처리방법	매 립	0.4														0.4	
					소 각	0.0															
					재 활 용	2.8														2.8	
					해역배출	0.0															
		N		발 생 량		0.0	0.0	0.0	0.0	0.0	0.0	0.0	0.0	0.0	0.0	0.0	0.0	0.0	0.0	0.0	0.0
				처리방법	매 립	0.0															
					소 각	0.0															
					재 활 용	0.0															
					해역배출	0.0															
		I		발 생 량		0.0	0.0	0.0	0.0	0.0	0.0	0.0	0.0	0.0	0.0	0.0	0.0	0.0	0.0	0.0	0.0
				처리방법	매 립	0.0															
					소 각	0.0															
					재 활 용	0.0															
					해역배출	0.0															
	금산군	소계		발 생 량		20.4	0.4	0.0	0.0	2.8	12.7	0.0	0.0	0.0	0.0	3.7	0.2	0.1	0.0	0.0	0.5
				처리방법	매 립	12.0	0.2	0.0	0.0	2.8	5.6	0.0	0.0	0.0	0.0	3.0	0.2	0.1	0.0	0.0	0.1
					소 각	0.0	0.0	0.0	0.0	0.0	0.0	0.0	0.0	0.0	0.0	0.0	0.0	0.0	0.0	0.0	0.0
					재 활 용	8.4	0.2	0.0	0.0	0.0	7.1	0.0	0.0	0.0	0.0	0.7	0.0	0.0	0.0	0.0	0.4
					해역배출	0.0	0.0	0.0	0.0	0.0	0.0	0.0	0.0	0.0	0.0	0.0	0.0	0.0	0.0	0.0	0.0
		C	10	발 생 량		0.0	0.0	0.0	0.0	0.0	0.0	0.0	0.0	0.0	0.0	0.0	0.0	0.0	0.0	0.0	0.0
				처리방법	매 립	0.0															
					소 각	0.0															
					재 활 용	0.0															
					해역배출	0.0															
		I		발 생 량		0.0	0.0	0.0	0.0	0.0	0.0	0.0	0.0	0.0	0.0	0.0	0.0	0.0	0.0	0.0	0.0
				처리방법	매 립	0.0											0.0				
					소 각	0.0															
					재 활 용	0.0															
					해역배출	0.0															
		C	23	발 생 량		3.5	0.0	0.0	0.0	0.0	3.0	0.0	0.0	0.0	0.0	0.1	0.0	0.0	0.0	0.0	0.4
				처리방법	매 립	0.1	0.0									0.1					
					소 각	0.0															
					재 활 용	3.4	0.0				3.0										0.4
					해역배출	0.0															
		C	20	발 생 량		0.5	0.0	0.0	0.0	0.0	0.5	0.0	0.0	0.0	0.0	0.0	0.0	0.0	0.0	0.0	0.0
				처리방법	매 립	0.5				0.0	0.5										
					소 각	0.0															
					재 활 용	0.0									0.0						
					해역배출	0.0															

(단위:톤/일)

지역구분		업종		발생량 및 처리현황		총계	가 연 성														
시도	시군구	대분류	중분류				소계	폐지류	폐목재류	폐합성고분자화합물				유기성오니류				동식물성잔재물	폐식용유	기타
										폐섬유류	폐합성 수지	폐합성 고무	폐피혁	폐수처리오니	공정오니	정수 처리오니	하수 처리오니			
충남	금산군	C	33	발 생 량		0.4	0.1	0.0	0.0	0.0	0.1	0.0	0.0	0.0	0.0	0.0	0.0	0.0	0.0	0.0
				처리방법	매 립	0.3	0.0							0.0						
					소 각	0.1	0.1				0.1									
					재 활 용	0.0	0.0													
					해역배출	0.0	0.0													
		C	24	발 생 량		11.8	6.5	0.0	0.0	0.0	6.5	0.0	0.0	0.0	0.0	0.0	0.0	0.0	0.0	0.0
				처리방법	매 립	0.3	0.0													
					소 각	4.2	4.2				4.2									
					재 활 용	7.3	2.3		0.0		2.3									
					해역배출	0.0	0.0													
		C	25	발 생 량		0.0	0.0	0.0	0.0	0.0	0.0	0.0	0.0	0.0	0.0	0.0	0.0	0.0	0.0	0.0
				처리방법	매 립	0.0	0.0													
					소 각	0.0	0.0													
					재 활 용	0.0	0.0													
					해역배출	0.0	0.0													
		C	22	발 생 량		29.2	23.9	0.0	0.0	0.0	6.6	12.7	2.6	0.0	2.0	0.0	0.0	0.0	0.0	0.0
				처리방법	매 립	7.3	2.0								2.0					
					소 각	4.7	4.7				0.6	4.1								
					재 활 용	17.2	17.2		0.0		6.0	8.6	2.6							
					해역배출	0.0	0.0													
		E		발 생 량		33.7	28.2	0.0	0.9	0.0	11.8	0.3	0.0	0.1	3.0	0.0	12.1	0.0	0.0	0.0
				처리방법	매 립	7.8	2.3							0.1	2.2					
					소 각	11.8	11.8		0.0		11.6	0.2								
					재 활 용	14.1	14.1		0.9		0.2	0.1			0.8		12.1			
					해역배출	0.0	0.0													
		C	13	발 생 량		2.5	2.5	0.0	0.0	2.5	0.0	0.0	0.0	0.0	0.0	0.0	0.0	0.0	0.0	0.0
				처리방법	매 립	0.0	0.0													
					소 각	1.5	1.5			1.5										
					재 활 용	1.0	1.0			1.0										
					해역배출	0.0	0.0													
		G		발 생 량		0.1	0.1	0.0	0.0	0.0	0.0	0.1	0.0	0.0	0.0	0.0	0.0	0.0	0.0	0.0
				처리방법	매 립	0.0	0.0													
					소 각	0.0	0.0													
					재 활 용	0.1	0.1				0.0	0.1								
					해역배출	0.0	0.0													
		A		발 생 량		0.4	0.4	0.0	0.0	0.0	0.3	0.0	0.0	0.1	0.0	0.0	0.0	0.0	0.0	0.0
				처리방법	매 립	0.0	0.0													
					소 각	0.4	0.4				0.3			0.1						
					재 활 용	0.0	0.0											0.0		
					해역배출	0.0	0.0													
		C	17	발 생 량		0.0	0.0	0.0	0.0	0.0	0.0	0.0	0.0	0.0	0.0	0.0	0.0	0.0	0.0	0.0
				처리방법	매 립	0.0	0.0													
					소 각	0.0	0.0				0.0									
					재 활 용	0.0	0.0													
					해역배출	0.0	0.0													
	부여군	소계		발 생 량		40.5	29.9	0.1	0.3	0.0	4.3	0.0	0.0	14.1	1.6	0.0	5.4	4.1	0.0	0.0
				처리방법	매 립	5.4	1.3	0.0	0.0	0.0	0.0	0.0	0.0	1.3	0.0	0.0	0.0	0.0	0.0	0.0
					소 각	4.0	4.0	0.0	0.0	0.0	4.0	0.0	0.0	0.0	0.0	0.0	0.0	0.0	0.0	0.0
					재 활 용	26.7	20.2	0.1	0.3	0.0	0.3	0.0	0.0	8.4	1.6	0.0	5.4	4.1	0.0	0.0
					해역배출	4.4	4.4	0.0	0.0	0.0	0.0	0.0	0.0	4.4	0.0	0.0	0.0	0.0	0.0	0.0
		C	10	발 생 량		15.5	15.2	0.0	0.0	0.0	1.5	0.0	0.0	9.6	0.0	0.0	0.0	4.1	0.0	0.0
				처리방법	매 립	1.4	1.3							1.3						
					소 각	1.3	1.3				1.3									
					재 활 용	8.4	8.2				0.2			3.9				4.1		
					해역배출	4.4	4.4							4.4						

(단위:톤/일)

구분		업종		발생량 및 처리현황	불 연 성															
시도	시군구	대분류	중분류		소계	광재류	연소재	소각재	분진류	폐주물사 모래류	폐금속류	폐석회 석고류	폐촉매	폐흡착재폐흡수재	유리·도자기편류	무기성오니류				기타
																폐수처리오니	공정오니	정수처리오니	하수처리오니	
충남	금산군	C	33	발 생 량	0.3	0.0	0.0	0.0	0.0	0.0	0.0	0.0	0.0	0.0	0.0	0.2	0.1	0.0	0.0	0.0
				처리방법 매 립	0.3											0.2	0.1			
				처리방법 소 각	0.0															
				처리방법 재 활 용	0.0															
				처리방법 해역배출	0.0															
		C	24	발 생 량	5.3	0.4	0.0	0.0	0.0	4.2	0.0	0.0	0.0	0.0	0.7	0.0	0.0	0.0	0.0	0.0
				처리방법 매 립	0.3	0.2			0.0	0.1										
				처리방법 소 각	0.0															
				처리방법 재 활 용	5.0	0.2				4.1					0.7					
				처리방법 해역배출	0.0															
		C	25	발 생 량	0.0	0.0	0.0	0.0	0.0	0.0	0.0	0.0	0.0	0.0	0.0	0.0	0.0	0.0	0.0	0.0
				처리방법 매 립	0.0	0.0														
				처리방법 소 각	0.0															
				처리방법 재 활 용	0.0												0.0			
				처리방법 해역배출	0.0															
		C	22	발 생 량	5.3	0.0	0.0	0.0	2.8	0.0	0.0	0.0	0.0	0.0	2.5	0.0	0.0	0.0	0.0	0.0
				처리방법 매 립	5.3			0.0	2.8						2.5		0.0			
				처리방법 소 각	0.0															
				처리방법 재 활 용	0.0															
				처리방법 해역배출	0.0															
		E		발 생 량	5.5	0.0	0.0	0.0	0.0	5.0	0.0	0.0	0.0	0.0	0.4	0.0	0.0	0.0	0.0	0.1
				처리방법 매 립	5.5					5.0					0.4					0.1
				처리방법 소 각	0.0															
				처리방법 재 활 용	0.0															
				처리방법 해역배출	0.0															
		C	13	발 생 량	0.0	0.0	0.0	0.0	0.0	0.0	0.0	0.0	0.0	0.0	0.0	0.0	0.0	0.0	0.0	0.0
				처리방법 매 립	0.0															
				처리방법 소 각	0.0															
				처리방법 재 활 용	0.0															
				처리방법 해역배출	0.0															
		G		발 생 량	0.0	0.0	0.0	0.0	0.0	0.0	0.0	0.0	0.0	0.0	0.0	0.0	0.0	0.0	0.0	0.0
				처리방법 매 립	0.0															
				처리방법 소 각	0.0															
				처리방법 재 활 용	0.0								0.0							
				처리방법 해역배출	0.0															
		A		발 생 량	0.0	0.0	0.0	0.0	0.0	0.0	0.0	0.0	0.0	0.0	0.0	0.0	0.0	0.0	0.0	0.0
				처리방법 매 립	0.0															
				처리방법 소 각	0.0															
				처리방법 재 활 용	0.0															
				처리방법 해역배출	0.0															
		C	17	발 생 량	0.0	0.0	0.0	0.0	0.0	0.0	0.0	0.0	0.0	0.0	0.0	0.0	0.0	0.0	0.0	0.0
				처리방법 매 립	0.0															
				처리방법 소 각	0.0															
				처리방법 재 활 용	0.0															
				처리방법 해역배출	0.0															
	부여군	소계		발 생 량	10.6	0.4	0.0	2.4	0.0	0.0	0.0	0.0	0.0	0.2	0.2	0.8	0.4	2.6	0.2	3.4
				처리방법 매 립	4.1	0.4	0.0	2.4	0.0	0.0	0.0	0.0	0.0	0.1	0.0	0.7	0.3	0.0	0.2	0.0
				처리방법 소 각	0.0	0.0	0.0	0.0	0.0	0.0	0.0	0.0	0.0	0.0	0.0	0.0	0.0	0.0	0.0	0.0
				처리방법 재 활 용	6.5	0.0	0.0	0.0	0.0	0.0	0.0	0.0	0.0	0.1	0.2	0.1	0.1	2.6	0.0	3.4
				처리방법 해역배출	0.0	0.0	0.0	0.0	0.0	0.0	0.0	0.0	0.0	0.0	0.0	0.0	0.0	0.0	0.0	0.0
		C	10	발 생 량	0.3	0.0	0.0	0.0	0.0	0.0	0.0	0.0	0.0	0.1	0.2	0.0	0.0	0.0	0.0	0.0
				처리방법 매 립	0.1									0.1						
				처리방법 소 각	0.0															
				처리방법 재 활 용	0.2										0.2					
				처리방법 해역배출	0.0															

(단위:톤/일)

지역구분		업종		발생량 및 처리현황		총계	가 연 성														
시도	시군구	대분류	중분류				소계	폐지류	폐목재류	폐합성고분자화합물				유기성오니류				동식물성잔재물	폐식용유	기타
										폐섬유류	폐합성 수지	폐합성 고무	폐피혁	폐수처리오니	공정오니	정수 처리오니	하수 처리오니			
충남	부여군	C	17	발생량		7.3	4.9	0.1	0.0	0.0	0.3	0.0	0.0	4.5	0.0	0.0	0.0	0.0	0.0	0.0
				처리방법	매 립	2.4	0.0													
					소 각	0.2	0.2				0.2									
					재 활 용	4.7	4.7	0.1			0.1			4.5						
					해역배출	0.0	0.0													
		C	20	발생량		0.1	0.0	0.0	0.0	0.0	0.0	0.0	0.0	0.0	0.0	0.0	0.0	0.0	0.0	0.0
				처리방법	매 립	0.0	0.0													
					소 각	0.0	0.0													
					재 활 용	0.1	0.0													
					해역배출	0.0	0.0													
		C	23	발생량		3.0	0.0	0.0	0.0	0.0	0.0	0.0	0.0	0.0	0.0	0.0	0.0	0.0	0.0	0.0
				처리방법	매 립	0.3	0.0													
					소 각	0.0	0.0													
					재 활 용	2.7	0.0													
					해역배출	0.0	0.0													
		C	25	발생량		0.5	0.1	0.0	0.0	0.0	0.1	0.0	0.0	0.0	0.0	0.0	0.0	0.0	0.0	0.0
				처리방법	매 립	0.4	0.0													
					소 각	0.1	0.1				0.1									
					재 활 용	0.0	0.0													
					해역배출	0.0	0.0													
		D		발생량		2.6	0.0	0.0	0.0	0.0	0.0	0.0	0.0	0.0	0.0	0.0	0.0	0.0	0.0	0.0
				처리방법	매 립	0.0	0.0													
					소 각	0.0	0.0													
					재 활 용	2.6	0.0													
					해역배출	0.0	0.0													
		E		발생량		8.0	7.0	0.0	0.0	0.0	0.0	0.0	0.0	0.0	1.6	0.0	5.4	0.0	0.0	0.0
				처리방법	매 립	0.9	0.0													
					소 각	0.0	0.0													
					재 활 용	7.1	7.0								1.6		5.4			
					해역배출	0.0	0.0													
		F		발생량		1.1	0.3	0.0	0.3	0.0	0.0	0.0	0.0	0.0	0.0	0.0	0.0	0.0	0.0	0.0
				처리방법	매 립	0.0	0.0													
					소 각	0.0	0.0													
					재 활 용	1.1	0.3		0.3											
					해역배출	0.0	0.0													
		O		발생량		2.4	2.4	0.0	0.0	0.0	2.4	0.0	0.0	0.0	0.0	0.0	0.0	0.0	0.0	0.0
				처리방법	매 립	0.0	0.0													
					소 각	2.4	2.4				2.4									
					재 활 용	0.0	0.0													
					해역배출	0.0	0.0													
	서천군	소계		발생량		1,029.2	68.5	0.0	0.0	0.4	3.5	1.5	0.0	57.7	0.0	0.0	0.0	4.1	1.3	0.0
				처리방법	매 립	262.0	3.9	0.0	0.0	0.0	0.0	0.0	0.0	3.9	0.0	0.0	0.0	0.0	0.0	0.0
					소 각	30.1	29.1	0.0	0.0	0.4	2.6	0.0	0.0	26.0	0.0	0.0	0.0	0.1	0.0	0.0
					재 활 용	720.4	18.8	0.0	0.0	0.0	0.9	1.5	0.0	11.1	0.0	0.0	0.0	4.0	1.3	0.0
					해역배출	16.7	16.7	0.0	0.0	0.0	0.0	0.0	0.0	16.7	0.0	0.0	0.0	0.0	0.0	0.0
		C	10	발생량		8.3	8.3	0.0	0.0	0.0	0.9	0.0	0.0	2.0	0.0	0.0	0.0	4.1	1.3	0.0
				처리방법	매 립	0.0	0.0													
					소 각	0.7	0.7				0.6							0.1		
					재 활 용	7.6	7.6				0.3			2.0				4.0	1.3	
					해역배출	0.0	0.0													
		C	13	발생량		0.4	0.4	0.0	0.0	0.3	0.1	0.0	0.0	0.0	0.0	0.0	0.0	0.0	0.0	0.0
				처리방법	매 립	0.0	0.0													
					소 각	0.4	0.4			0.3	0.1									
					재 활 용	0.0	0.0													
					해역배출	0.0	0.0													

(단위:톤/일)

구분		업종		발생량 및 처리현황	불 연 성															
시도	시군구	대분류	중분류		소계	광재류	연소재	소각재	분진류	폐주물사 모래류	폐금속류	폐석회 석고류	폐촉매	폐흡착재폐흡수재	유리·도자기편류	무기성오니류				기타
																폐수처리오니	공정오니	정수처리오니	하수처리오니	
충남	부여군	C	17	발 생 량	2.4	0.0	0.0	2.4	0.0	0.0	0.0	0.0	0.0	0.0	0.0	0.0	0.0	0.0	0.0	0.0
				처리방법 매 립	2.4			2.4												
				처리방법 소 각	0.0															
				처리방법 재 활 용	0.0															
				처리방법 해역배출	0.0															
		C	20	발 생 량	0.1	0.0	0.0	0.0	0.0	0.0	0.0	0.0	0.0	0.1	0.0	0.0	0.0	0.0	0.0	0.0
				처리방법 매 립	0.0															
				처리방법 소 각	0.0															
				처리방법 재 활 용	0.1									0.1						
				처리방법 해역배출	0.0															
		C	23	발 생 량	3.0	0.0	0.0	0.0	0.0	0.0	0.0	0.0	0.0	0.0	0.0	0.0	0.4	0.0	0.0	2.6
				처리방법 매 립	0.3												0.3			
				처리방법 소 각	0.0															
				처리방법 재 활 용	2.7												0.1			2.6
				처리방법 해역배출	0.0															
		C	25	발 생 량	0.4	0.4	0.0	0.0	0.0	0.0	0.0	0.0	0.0	0.0	0.0	0.0	0.0	0.0	0.0	0.0
				처리방법 매 립	0.4	0.4														
				처리방법 소 각	0.0															
				처리방법 재 활 용	0.0															
				처리방법 해역배출	0.0															
		D		발 생 량	2.6	0.0	0.0	0.0	0.0	0.0	0.0	0.0	0.0	0.0	0.0	0.0	0.0	2.6	0.0	0.0
				처리방법 매 립	0.0															
				처리방법 소 각	0.0															
				처리방법 재 활 용	2.6													2.6		
				처리방법 해역배출	0.0															
		E		발 생 량	1.0	0.0	0.0	0.0	0.0	0.0	0.0	0.0	0.0	0.0	0.0	0.8	0.0	0.0	0.2	0.0
				처리방법 매 립	0.9											0.7			0.2	
				처리방법 소 각	0.0															
				처리방법 재 활 용	0.1											0.1				
				처리방법 해역배출	0.0															
		F		발 생 량	0.8	0.0	0.0	0.0	0.0	0.0	0.0	0.0	0.0	0.0	0.0	0.0	0.0	0.0	0.0	0.8
				처리방법 매 립	0.0															
				처리방법 소 각	0.0															
				처리방법 재 활 용	0.8															0.8
				처리방법 해역배출	0.0															
		O		발 생 량	0.0	0.0	0.0	0.0	0.0	0.0	0.0	0.0	0.0	0.0	0.0	0.0	0.0	0.0	0.0	0.0
				처리방법 매 립	0.0															
				처리방법 소 각	0.0															
				처리방법 재 활 용	0.0															
				처리방법 해역배출	0.0															
	서천군	소계		발 생 량	960.7	0.0	949.7	0.0	0.2	0.1	0.0	0.0	0.0	1.2	1.0	3.0	2.2	0.0	0.0	3.3
				처리방법 매 립	258.1	0.0	257.4	0.0	0.1	0.1	0.0	0.0	0.0	0.2	0.0	0.3	0.0	0.0	0.0	0.0
				처리방법 소 각	1.0	0.0	0.0	0.0	0.0	0.0	0.0	0.0	0.0	0.7	0.0	0.2	0.0	0.0	0.0	0.1
				처리방법 재 활 용	701.6	0.0	692.3	0.0	0.1	0.0	0.0	0.0	0.0	0.3	1.0	2.5	2.2	0.0	0.0	3.2
				처리방법 해역배출	0.0	0.0	0.0	0.0	0.0	0.0	0.0	0.0	0.0	0.0	0.0	0.0	0.0	0.0	0.0	0.0
		C	10	발 생 량	0.0	0.0	0.0	0.0	0.0	0.0	0.0	0.0	0.0	0.0	0.0	0.0	0.0	0.0	0.0	0.0
				처리방법 매 립	0.0															
				처리방법 소 각	0.0															
				처리방법 재 활 용	0.0															
				처리방법 해역배출	0.0															
		C	13	발 생 량	0.0	0.0	0.0	0.0	0.0	0.0	0.0	0.0	0.0	0.0	0.0	0.0	0.0	0.0	0.0	0.0
				처리방법 매 립	0.0															
				처리방법 소 각	0.0															
				처리방법 재 활 용	0.0															
				처리방법 해역배출	0.0															

(단위:톤/일)

지역구분		업종		발생량 및 처리현황		총계	가 연 성														
시도	시군구	대분류	중분류				소계	폐지류	폐목재류	폐합성고분자화합물				유기성오니류				동식물성잔재물	폐식용유	기타
										폐섬유류	폐합성 수지	폐합성 고무	폐피혁	폐수처리오니	공정오니	정수 처리오니	하수 처리오니			
충남	서천군	C	17	발 생 량		54.4	53.4	0.0	0.0	0.0	1.5	0.0	0.0	51.9	0.0	0.0	0.0	0.0	0.0	0.0
				처리방법	매 립	0.2	0.2							0.2						
					소 각	27.8	27.0				1.0			26.0						
					재 활 용	9.7	9.5				0.5			9.0						
					해역배출	16.7	16.7							16.7						
		C	20	발 생 량		0.1	0.1	0.0	0.0	0.0	0.1	0.0	0.0	0.0	0.0	0.0	0.0	0.0	0.0	0.0
				처리방법	매 립	0.0	0.0													
					소 각	0.1	0.1				0.1									
					재 활 용	0.0	0.0													
					해역배출	0.0	0.0													
		C	23	발 생 량		0.0	0.0	0.0	0.0	0.0	0.0	0.0	0.0	0.0	0.0	0.0	0.0	0.0	0.0	0.0
				처리방법	매 립	0.0	0.0													
					소 각	0.0	0.0													
					재 활 용	0.0	0.0													
					해역배출	0.0	0.0													
		C	24	발 생 량		4.3	4.0	0.0	0.0	0.0	0.3	0.0	0.0	3.7	0.0	0.0	0.0	0.0	0.0	0.0
				처리방법	매 립	3.9	3.7							3.7						
					소 각	0.2	0.2				0.2									
					재 활 용	0.2	0.1				0.1									
					해역배출	0.0	0.0													
		C	25	발 생 량		0.1	0.1	0.0	0.0	0.0	0.1	0.0	0.0	0.0	0.0	0.0	0.0	0.0	0.0	0.0
				처리방법	매 립	0.0	0.0													
					소 각	0.1	0.1				0.1									
					재 활 용	0.0	0.0													
					해역배출	0.0	0.0													
		C	30	발 생 량		1.5	1.5	0.0	0.0	0.0	0.0	1.5	0.0	0.0	0.0	0.0	0.0	0.0	0.0	0.0
				처리방법	매 립	0.0	0.0													
					소 각	0.0	0.0													
					재 활 용	1.5	1.5					1.5								
					해역배출	0.0	0.0													
		C	33	발 생 량		7.8	0.2	0.0	0.0	0.0	0.2	0.0	0.0	0.0	0.0	0.0	0.0	0.0	0.0	0.0
				처리방법	매 립	0.1	0.0													
					소 각	0.2	0.2				0.2									
					재 활 용	7.5	0.0													
					해역배출	0.0	0.0													
		D		발 생 량		951.7	0.2	0.0	0.0	0.1	0.1	0.0	0.0	0.0	0.0	0.0	0.0	0.0	0.0	0.0
				처리방법	매 립	257.7	0.0													
					소 각	0.2	0.2			0.1	0.1									
					재 활 용	693.8	0.0													
					해역배출	0.0	0.0													
		E		발 생 량		0.2	0.1	0.0	0.0	0.0	0.0	0.0	0.0	0.1	0.0	0.0	0.0	0.0	0.0	0.0
				처리방법	매 립	0.1	0.0													
					소 각	0.0	0.0													
					재 활 용	0.1	0.1							0.1						
					해역배출	0.0	0.0													
		G		발 생 량		0.4	0.2	0.0	0.0	0.0	0.2	0.0	0.0	0.0	0.0	0.0	0.0	0.0	0.0	0.0
				처리방법	매 립	0.0	0.0													
					소 각	0.4	0.2				0.2									
					재 활 용	0.0	0.0													
					해역배출	0.0	0.0													
	청양군	소계		발 생 량		45.5	25.2	0.0	0.2	0.0	6.0	0.0	0.0	8.6	0.1	0.0	4.0	6.3	0.0	0.0
				처리방법	매 립	7.5	5.0	0.0	0.0	0.0	0.0	0.0	0.0	0.0	0.0	0.0	0.0	5.0	0.0	0.0
					소 각	5.0	5.0	0.0	0.0	0.0	5.0	0.0	0.0	0.0	0.0	0.0	0.0	0.0	0.0	0.0
					재 활 용	19.3	7.4	0.0	0.2	0.0	1.0	0.0	0.0	0.8	0.1	0.0	4.0	1.3	0.0	0.0
					해역배출	13.7	7.8	0.0	0.0	0.0	0.0	0.0	0.0	7.8	0.0	0.0	0.0	0.0	0.0	0.0

(단위:톤/일)

구분		업종		발생량 및 처리현황		불 연 성															
시도	시군구	대분류	중분류			소계	광재류	연소재	소각재	분진류	폐주물사 모래류	폐금속류	폐석회 석고류	폐촉매	폐흡착재폐흡수재	유리·도자기편류	무기성오니류				기타
																	폐수처리오니	공정오니	정수처리오니	하수처리오니	
충남	서천군	C	17	발 생 량		1.0	0.0	0.0	0.0	0.0	0.0	0.0	0.0	0.0	0.7	0.0	0.0	0.0	0.0	0.0	0.3
				처리방법	매 립	0.0															
					소 각	0.8									0.7						0.1
					재 활 용	0.2															0.2
					해역배출	0.0															
		C	20	발 생 량		0.0	0.0	0.0	0.0	0.0	0.0	0.0	0.0	0.0	0.0	0.0	0.0	0.0	0.0	0.0	0.0
				처리방법	매 립	0.0															
					소 각	0.0															
					재 활 용	0.0															
					해역배출	0.0															
		C	23	발 생 량		0.0	0.0	0.0	0.0	0.0	0.0	0.0	0.0	0.0	0.0	0.0	0.0	0.0	0.0	0.0	0.0
				처리방법	매 립	0.0															
					소 각	0.0															
					재 활 용	0.0															
					해역배출	0.0															
		C	24	발 생 량		0.3	0.0	0.0	0.0	0.1	0.0	0.0	0.0	0.0	0.2	0.0	0.0	0.0	0.0	0.0	0.0
				처리방법	매 립	0.2									0.2						
					소 각	0.0															
					재 활 용	0.1				0.1											
					해역배출	0.0															
		C	25	발 생 량		0.0	0.0	0.0	0.0	0.0	0.0	0.0	0.0	0.0	0.0	0.0	0.0	0.0	0.0	0.0	0.0
				처리방법	매 립	0.0															
					소 각	0.0															
					재 활 용	0.0															
					해역배출	0.0															
		C	30	발 생 량		0.0	0.0	0.0	0.0	0.0	0.0	0.0	0.0	0.0	0.0	0.0	0.0	0.0	0.0	0.0	0.0
				처리방법	매 립	0.0															
					소 각	0.0															
					재 활 용	0.0															
					해역배출	0.0															
		C	33	발 생 량		7.6	0.0	0.0	0.0	0.1	0.0	0.0	0.0	0.0	0.3	1.0	2.5	2.2	0.0	0.0	1.5
				처리방법	매 립	0.1				0.1											
					소 각	0.0															
					재 활 용	7.5									0.3	1.0	2.5	2.2			1.5
					해역배출	0.0															
		D		발 생 량		951.5	0.0	949.7	0.0	0.0	0.0	0.0	0.0	0.0	0.0	0.0	0.3	0.0	0.0	0.0	1.5
				처리방법	매 립	257.7		257.4									0.3				
					소 각	0.0															
					재 활 용	693.8		692.3													1.5
					해역배출	0.0															
		E		발 생 량		0.1	0.0	0.0	0.0	0.0	0.1	0.0	0.0	0.0	0.0	0.0	0.0	0.0	0.0	0.0	0.0
				처리방법	매 립	0.1					0.1										
					소 각	0.0															
					재 활 용	0.0															
					해역배출	0.0															
		G		발 생 량		0.2	0.0	0.0	0.0	0.0	0.0	0.0	0.0	0.0	0.0	0.0	0.2	0.0	0.0	0.0	0.0
				처리방법	매 립	0.0															
					소 각	0.2											0.2				
					재 활 용	0.0															
					해역배출	0.0															
	청양군	소계		발 생 량		20.3	0.0	0.0	0.0	0.0	0.0	0.0	0.0	0.0	0.1	0.0	4.1	3.9	0.0	0.1	12.1
				처리방법	매 립	2.5	0.0	0.0	0.0	0.0	0.0	0.0	0.0	0.0	0.1	0.0	1.8	0.3	0.0	0.1	0.2
					소 각	0.0	0.0	0.0	0.0	0.0	0.0	0.0	0.0	0.0	0.0	0.0	0.0	0.0	0.0	0.0	0.0
					재 활 용	11.9	0.0	0.0	0.0	0.0	0.0	0.0	0.0	0.0	0.0	0.0	0.0	0.0	0.0	0.0	11.9
					해역배출	5.9	0.0	0.0	0.0	0.0	0.0	0.0	0.0	0.0	0.0	0.0	2.3	3.6	0.0	0.0	0.0

(단위:톤/일)

지역구분		업종		발생량 및 처리현황		총계	가 연 성														
시도	시군구	대분류	중분류				소계	폐지류	폐목재류	폐합성고분자화합물				유기성오니류				동식물성잔재물	폐식용유	기타
										폐섬유류	폐합성 수지	폐합성 고무	폐피혁	폐수처리오니	공정오니	정수 처리오니	하수 처리오니			
충남	청양군	C	23	발 생 량		11.2	0.2	0.0	0.2	0.0	0.0	0.0	0.0	0.0	0.0	0.0	0.0	0.0	0.0	0.0
				처리방법	매 립	0.0	0.0													
					소 각	0.0	0.0													
					재 활 용	11.2	0.2		0.2											
					해역배출	0.0	0.0													
		C	33	발 생 량		22.8	13.6	0.0	0.0	0.0	5.0	0.0	0.0	8.6	0.0	0.0	0.0	0.0	0.0	0.0
				처리방법	매 립	2.4	0.0													
					소 각	4.9	4.9				4.9									
					재 활 용	1.8	0.9				0.1			0.8						
					해역배출	13.7	7.8							7.8						
		C	10	발 생 량		6.8	6.8	0.0	0.0	0.0	1.0	0.0	0.0	0.0	0.1	0.0	0.0	5.7	0.0	0.0
				처리방법	매 립	5.0	5.0											5.0		
					소 각	0.1	0.1				0.1									
					재 활 용	1.7	1.7				0.9				0.1			0.7		
					해역배출	0.0	0.0													
		E		발 생 량		4.7	4.6	0.0	0.0	0.0	0.0	0.0	0.0	0.0	0.0	0.0	4.0	0.6	0.0	0.0
				처리방법	매 립	0.1	0.0													
					소 각	0.0	0.0			0.0										
					재 활 용	4.6	4.6										4.0	0.6		
					해역배출	0.0	0.0													
	홍성군	소계		발 생 량		104.1	54.7	0.0	0.6	0.0	14.1	0.2	0.1	18.6	0.0	0.0	17.4	3.7	0.0	0.0
				처리방법	매 립	15.0	3.0	0.0	0.0	0.0	0.0	0.0	0.0	0.0	0.0	0.0	3.0	0.0	0.0	0.0
					소 각	9.8	9.8	0.0	0.5	0.0	8.8	0.0	0.0	0.0	0.0	0.0	0.0	0.5	0.0	0.0
					재 활 용	79.3	41.9	0.0	0.1	0.0	5.3	0.2	0.1	18.6	0.0	0.0	14.4	3.2	0.0	0.0
					해역배출	0.0	0.0	0.0	0.0	0.0	0.0	0.0	0.0	0.0	0.0	0.0	0.0	0.0	0.0	0.0
		C	10	발 생 량		10.0	10.0	0.0	0.0	0.0	0.3	0.0	0.0	6.2	0.0	0.0	0.0	3.5	0.0	0.0
				처리방법	매 립	0.0	0.0													
					소 각	0.8	0.8				0.3							0.5		
					재 활 용	9.2	9.2							6.2				3.0		
					해역배출	0.0	0.0													
		C	11	발 생 량		0.5	0.5	0.0	0.0	0.0	0.0	0.0	0.0	0.3	0.0	0.0	0.0	0.2	0.0	0.0
				처리방법	매 립	0.0	0.0													
					소 각	0.0	0.0													
					재 활 용	0.5	0.5							0.3				0.2		
					해역배출	0.0	0.0													
		C	17	발 생 량		0.5	0.5	0.0	0.0	0.0	0.5	0.0	0.0	0.0	0.0	0.0	0.0	0.0	0.0	0.0
				처리방법	매 립	0.0	0.0													
					소 각	0.1	0.1				0.1									
					재 활 용	0.4	0.4				0.4									
					해역배출	0.0	0.0													
		C	20	발 생 량		1.0	1.0	0.0	0.0	0.0	0.9	0.1	0.0	0.0	0.0	0.0	0.0	0.0	0.0	0.0
				처리방법	매 립	0.0	0.0													
					소 각	0.2	0.2				0.2									
					재 활 용	0.8	0.8				0.7	0.1								
					해역배출	0.0	0.0													
		C	22	발 생 량		0.1	0.1	0.0	0.0	0.0	0.1	0.0	0.0	0.0	0.0	0.0	0.0	0.0	0.0	0.0
				처리방법	매 립	0.0	0.0													
					소 각	0.1	0.1				0.1									
					재 활 용	0.0	0.0													
					해역배출	0.0	0.0													
		C	23	발 생 량		24.2	0.1	0.0	0.0	0.0	0.1	0.0	0.0	0.0	0.0	0.0	0.0	0.0	0.0	0.0
				처리방법	매 립	0.0	0.0													
					소 각	0.1	0.1				0.1									
					재 활 용	24.1	0.0													
					해역배출	0.0	0.0													

(단위:톤/일)

구분		업종		발생량 및 처리현황		불 연 성															
시도	시군구	대분류	중분류			소계	광재류	연소재	소각재	분진류	폐주물사 모래류	폐금속류	폐석회 석고류	폐촉매	폐흡착재폐흡수재	유리·도자기편류	무기성오니류				기타
																	폐수처리오니	공정오니	정수처리오니	하수처리오니	
충남	청양군	C	23	발 생 량		11.0	0.0	0.0	0.0	0.0	0.0	0.0	0.0	0.0	0.0	0.0	0.0	0.0	0.0	0.0	11.0
				처리방법	매 립	0.0															
					소 각	0.0															
					재 활 용	11.0															11.0
					해역배출	0.0															
		C	33	발 생 량		9.2	0.0	0.0	0.0	0.0	0.0	0.0	0.0	0.0	0.1	0.0	4.1	3.9	0.0	0.0	1.1
				처리방법	매 립	2.4									0.1		1.8	0.3			0.2
					소 각	0.0															
					재 활 용	0.9															0.9
					해역배출	5.9											2.3	3.6			
		C	10	발 생 량		0.0	0.0	0.0	0.0	0.0	0.0	0.0	0.0	0.0	0.0	0.0	0.0	0.0	0.0	0.0	0.0
				처리방법	매 립	0.0			0.0												
					소 각	0.0															
					재 활 용	0.0															
					해역배출	0.0															
		E		발 생 량		0.1	0.0	0.0	0.0	0.0	0.0	0.0	0.0	0.0	0.0	0.0	0.0	0.0	0.0	0.1	0.0
				처리방법	매 립	0.1														0.1	
					소 각	0.0															
					재 활 용	0.0															
					해역배출	0.0															
	홍성군	소계		발 생 량		49.4	0.0	0.0	0.1	4.1	7.2	0.0	1.0	0.0	0.1	4.0	12.6	0.0	0.0	1.1	19.2
				처리방법	매 립	12.0	0.0	0.0	0.1	4.1	5.6	0.0	0.0	0.0	0.0	1.1	0.0	0.0	0.0	1.1	0.0
					소 각	0.0	0.0	0.0	0.0	0.0	0.0	0.0	0.0	0.0	0.0	0.0	0.0	0.0	0.0	0.0	0.0
					재 활 용	37.4	0.0	0.0	0.0	0.0	1.6	0.0	1.0	0.0	0.1	2.9	12.6	0.0	0.0	0.0	19.2
					해역배출	0.0	0.0	0.0	0.0	0.0	0.0	0.0	0.0	0.0	0.0	0.0	0.0	0.0	0.0	0.0	0.0
		C	10	발 생 량		0.0	0.0	0.0	0.0	0.0	0.0	0.0	0.0	0.0	0.0	0.0	0.0	0.0	0.0	0.0	0.0
				처리방법	매 립	0.0															
					소 각	0.0															
					재 활 용	0.0															
					해역배출	0.0															
		C	11	발 생 량		0.0	0.0	0.0	0.0	0.0	0.0	0.0	0.0	0.0	0.0	0.0	0.0	0.0	0.0	0.0	0.0
				처리방법	매 립	0.0															
					소 각	0.0															
					재 활 용	0.0															
					해역배출	0.0															
		C	17	발 생 량		0.0	0.0	0.0	0.0	0.0	0.0	0.0	0.0	0.0	0.0	0.0	0.0	0.0	0.0	0.0	0.0
				처리방법	매 립	0.0															
					소 각	0.0															
					재 활 용	0.0															
					해역배출	0.0															
		C	20	발 생 량		0.0	0.0	0.0	0.0	0.0	0.0	0.0	0.0	0.0	0.0	0.0	0.0	0.0	0.0	0.0	0.0
				처리방법	매 립	0.0															
					소 각	0.0															
					재 활 용	0.0															
					해역배출	0.0															
		C	22	발 생 량		0.0	0.0	0.0	0.0	0.0	0.0	0.0	0.0	0.0	0.0	0.0	0.0	0.0	0.0	0.0	0.0
				처리방법	매 립	0.0															
					소 각	0.0															
					재 활 용	0.0															
					해역배출	0.0															
		C	23	발 생 량		24.1	0.0	0.0	0.0	0.0	0.0	0.0	1.0	0.0	0.0	2.9	1.0	0.0	0.0	0.0	19.2
				처리방법	매 립	0.0															
					소 각	0.0															
					재 활 용	24.1							1.0			2.9	1.0				19.2
					해역배출	0.0															

(단위:톤/일)

지역구분		업종		발생량 및 처리현황		총계	가 연 성														
시도	시군구	대분류	중분류				소계	폐지류	폐목재류	폐합성고분자화합물				유기성오니류				동식물성잔재물	폐식용유	기타
										폐섬유류	폐합성 수지	폐합성 고무	폐피혁	폐수처리오니	공정오니	정수 처리오니	하수 처리오니			
충남	홍성군	C	25	발 생 량		7.0	0.1	0.0	0.0	0.0	0.1	0.0	0.0	0.0	0.0	0.0	0.0	0.0	0.0	0.0
				처리방법	매 립	5.6	0.0													
					소 각	0.1	0.1				0.1									
					재 활 용	1.3	0.0													
					해역배출	0.0	0.0													
		C	28	발 생 량		0.5	0.3	0.0	0.1	0.0	0.2	0.0	0.0	0.0	0.0	0.0	0.0	0.0	0.0	0.0
				처리방법	매 립	0.2	0.0													
					소 각	0.2	0.2				0.2									
					재 활 용	0.1	0.1		0.1											
					해역배출	0.0	0.0													
		C	30	발 생 량		2.5	0.4	0.0	0.0	0.0	0.3	0.1	0.0	0.0	0.0	0.0	0.0	0.0	0.0	0.0
				처리방법	매 립	1.7	0.0													
					소 각	0.1	0.1				0.1									
					재 활 용	0.7	0.3				0.2	0.1								
					해역배출	0.0	0.0													
		C	33	발 생 량		2.1	2.1	0.0	0.0	0.0	2.1	0.0	0.0	0.0	0.0	0.0	0.0	0.0	0.0	0.0
				처리방법	매 립	0.0	0.0													
					소 각	0.0	0.0													
					재 활 용	2.1	2.1				2.1									
					해역배출	0.0	0.0													
		E		발 생 량		55.6	39.6	0.0	0.5	0.0	9.5	0.0	0.1	12.1	0.0	0.0	17.4	0.0	0.0	0.0
				처리방법	매 립	7.4	3.0										3.0			
					소 각	8.1	8.1		0.5		7.6									
					재 활 용	40.1	28.5				1.9		0.1	12.1			14.4			
					해역배출	0.0	0.0													
		F		발 생 량		0.1	0.0	0.0	0.0	0.0	0.0	0.0	0.0	0.0	0.0	0.0	0.0	0.0	0.0	0.0
				처리방법	매 립	0.1	0.0													
					소 각	0.0	0.0													
					재 활 용	0.0	0.0													
					해역배출	0.0	0.0													
	예산군	소계		발 생 량		112.5	68.1	12.6	1.0	0.0	26.3	0.0	0.0	15.0	0.0	0.0	0.0	9.6	0.0	3.6
				처리방법	매 립	27.4	0.3	0.0	0.0	0.0	0.0	0.0	0.0	0.3	0.0	0.0	0.0	0.0	0.0	0.0
					소 각	15.4	15.4	0.0	0.0	0.0	9.1	0.0	0.0	5.7	0.0	0.0	0.0	0.6	0.0	0.0
					재 활 용	68.1	52.4	12.6	1.0	0.0	17.2	0.0	0.0	9.0	0.0	0.0	0.0	9.0	0.0	3.6
					해역배출	1.6	0.0	0.0	0.0	0.0	0.0	0.0	0.0	0.0	0.0	0.0	0.0	0.0	0.0	0.0
		A		발 생 량		0.8	0.8	0.0	0.0	0.0	0.0	0.0	0.0	0.0	0.0	0.0	0.0	0.8	0.0	0.0
				처리방법	매 립	0.0	0.0													
					소 각	0.0	0.0													
					재 활 용	0.8	0.8											0.8		
					해역배출	0.0	0.0													
		C	10	발 생 량		4.5	4.5	0.0	0.0	0.0	0.0	0.0	0.0	0.3	0.0	0.0	0.0	4.2	0.0	0.0
				처리방법	매 립	0.3	0.3							0.3						
					소 각	0.0	0.0													
					재 활 용	4.2	4.2											4.2		
					해역배출	0.0	0.0													
		C	11	발 생 량		0.4	0.4	0.0	0.0	0.0	0.1	0.0	0.0	0.3	0.0	0.0	0.0	0.0	0.0	0.0
				처리방법	매 립	0.0	0.0													
					소 각	0.1	0.1				0.1									
					재 활 용	0.3	0.3							0.3						
					해역배출	0.0	0.0													
		C	13	발 생 량		0.0	0.0	0.0	0.0	0.0	0.0	0.0	0.0	0.0	0.0	0.0	0.0	0.0	0.0	0.0
				처리방법	매 립	0.0	0.0													
					소 각	0.0	0.0				0.0									
					재 활 용	0.0	0.0													
					해역배출	0.0	0.0													

(단위:톤/일)

구분		업종		발생량 및 처리현황		불 연 성															
시도	시군구	대분류	중분류			소계	광재류	연소재	소각재	분진류	폐주물사 모래류	폐금속류	폐석회 석고류	폐촉매	폐흡착재폐흡수재	유리·도자기편류	무기성오니류				기타
																	폐수처리오니	공정오니	정수처리오니	하수처리오니	
충남	홍성군	C	25	발 생 량		6.9	0.0	0.0	0.0	2.7	3.3	0.0	0.0	0.0	0.0	0.9	0.0	0.0	0.0	0.0	0.0
				처리방법	매 립	5.6				2.7	2.0					0.9					
					소 각	0.0															
					재 활 용	1.3					1.3										
					해역배출	0.0															
		C	28	발 생 량		0.2	0.0	0.0	0.0	0.0	0.0	0.0	0.0	0.0	0.0	0.2	0.0	0.0	0.0	0.0	0.0
				처리방법	매 립	0.2										0.2					
					소 각	0.0															
					재 활 용	0.0															
					해역배출	0.0															
		C	30	발 생 량		2.1	0.0	0.0	0.0	1.3	0.7	0.0	0.0	0.0	0.1	0.0	0.0	0.0	0.0	0.0	0.0
				처리방법	매 립	1.7				1.3	0.4										
					소 각	0.0															
					재 활 용	0.4					0.3				0.1						
					해역배출	0.0															
		C	33	발 생 량		0.0	0.0	0.0	0.0	0.0	0.0	0.0	0.0	0.0	0.0	0.0	0.0	0.0	0.0	0.0	0.0
				처리방법	매 립	0.0															
					소 각	0.0															
					재 활 용	0.0															
					해역배출	0.0															
		E		발 생 량		16.0	0.0	0.0	0.1	0.0	3.2	0.0	0.0	0.0	0.0	0.0	11.6	0.0	0.0	1.1	0.0
				처리방법	매 립	4.4			0.1		3.2									1.1	
					소 각	0.0															
					재 활 용	11.6											11.6				
					해역배출	0.0															
		F		발 생 량		0.1	0.0	0.0	0.0	0.1	0.0	0.0	0.0	0.0	0.0	0.0	0.0	0.0	0.0	0.0	0.0
				처리방법	매 립	0.1				0.1											
					소 각	0.0															
					재 활 용	0.0															
					해역배출	0.0															
	예산군	소계		발 생 량		44.4	0.0	0.0	9.6	0.6	7.6	0.0	0.0	0.0	0.0	5.9	4.2	3.3	0.0	2.2	11.0
				처리방법	매 립	27.1	0.0	0.0	9.6	0.1	7.6	0.0	0.0	0.0	0.0	1.9	0.9	0.2	0.0	2.2	4.6
					소 각	0.0	0.0	0.0	0.0	0.0	0.0	0.0	0.0	0.0	0.0	0.0	0.0	0.0	0.0	0.0	0.0
					재 활 용	15.7	0.0	0.0	0.0	0.5	0.0	0.0	0.0	0.0	0.0	4.0	1.7	3.1	0.0	0.0	6.4
					해역배출	1.6	0.0	0.0	0.0	0.0	0.0	0.0	0.0	0.0	0.0	0.0	1.6	0.0	0.0	0.0	0.0
		A		발 생 량		0.0	0.0	0.0	0.0	0.0	0.0	0.0	0.0	0.0	0.0	0.0	0.0	0.0	0.0	0.0	0.0
				처리방법	매 립	0.0															
					소 각	0.0															
					재 활 용	0.0															
					해역배출	0.0															
		C	10	발 생 량		0.0	0.0	0.0	0.0	0.0	0.0	0.0	0.0	0.0	0.0	0.0	0.0	0.0	0.0	0.0	0.0
				처리방법	매 립	0.0															
					소 각	0.0															
					재 활 용	0.0															
					해역배출	0.0															
		C	11	발 생 량		0.0	0.0	0.0	0.0	0.0	0.0	0.0	0.0	0.0	0.0	0.0	0.0	0.0	0.0	0.0	0.0
				처리방법	매 립	0.0															
					소 각	0.0															
					재 활 용	0.0															
					해역배출	0.0															
		C	13	발 생 량		0.0	0.0	0.0	0.0	0.0	0.0	0.0	0.0	0.0	0.0	0.0	0.0	0.0	0.0	0.0	0.0
				처리방법	매 립	0.0															
					소 각	0.0															
					재 활 용	0.0															
					해역배출	0.0															

(단위:톤/일)

지역구분		업종		발생량 및 처리현황		총계	가 연 성														
시도	시군구	대분류	중분류				소계	폐지류	폐목재류	폐합성고분자화합물				유기성오니류				동식물성잔재물	폐식용유	기타
										폐섬유류	폐합성 수지	폐합성 고무	폐피혁	폐수처리오니	공정오니	정수 처리오니	하수 처리오니			
충남	예산군	C	17	발 생 량		16.7	16.3	0.0	0.0	0.0	13.4	0.0	0.0	2.9	0.0	0.0	0.0	0.0	0.0	0.0
				처리방법	매 립	0.4	0.0													
					소 각	0.0	0.0													
					재 활 용	16.3	16.3				13.4			2.9						
					해역배출	0.0	0.0													
		C	21	발 생 량		0.6	0.6	0.0	0.0	0.0	0.0	0.0	0.0	0.0	0.0	0.0	0.0	0.6	0.0	0.0
				처리방법	매 립	0.0	0.0													
					소 각	0.6	0.6											0.6		
					재 활 용	0.0	0.0													
					해역배출	0.0	0.0													
		C	22	발 생 량		3.9	0.8	0.0	0.0	0.0	0.8	0.0	0.0	0.0	0.0	0.0	0.0	0.0	0.0	0.0
				처리방법	매 립	0.0	0.0													
					소 각	0.1	0.1				0.1									
					재 활 용	3.8	0.7				0.7									
					해역배출	0.0	0.0													
		C	23	발 생 량		6.2	0.2	0.0	0.0	0.0	0.2	0.0	0.0	0.0	0.0	0.0	0.0	0.0	0.0	0.0
				처리방법	매 립	2.0	0.0													
					소 각	0.2	0.2				0.2									
					재 활 용	4.0	0.0													
					해역배출	0.0	0.0													
		C	24	발 생 량		0.5	0.2	0.0	0.0	0.0	0.2	0.0	0.0	0.0	0.0	0.0	0.0	0.0	0.0	0.0
				처리방법	매 립	0.3	0.0													
					소 각	0.0	0.0													
					재 활 용	0.2	0.2				0.2									
					해역배출	0.0	0.0													
		C	26	발 생 량		0.5	0.5	0.0	0.0	0.0	0.5	0.0	0.0	0.0	0.0	0.0	0.0	0.0	0.0	0.0
				처리방법	매 립	0.0	0.0													
					소 각	0.5	0.5				0.5									
					재 활 용	0.0	0.0													
					해역배출	0.0	0.0													
		C	28	발 생 량		1.5	1.4	0.0	0.0	0.0	1.4	0.0	0.0	0.0	0.0	0.0	0.0	0.0	0.0	0.0
				처리방법	매 립	0.1	0.0													
					소 각	0.2	0.2				0.2									
					재 활 용	1.2	1.2				1.2									
					해역배출	0.0	0.0													
		C	29	발 생 량		0.6	0.4	0.0	0.0	0.0	0.4	0.0	0.0	0.0	0.0	0.0	0.0	0.0	0.0	0.0
				처리방법	매 립	0.0	0.0													
					소 각	0.4	0.4				0.4									
					재 활 용	0.2	0.0													
					해역배출	0.0	0.0													
		C	30	발 생 량		2.0	1.4	0.0	0.0	0.0	1.4	0.0	0.0	0.0	0.0	0.0	0.0	0.0	0.0	0.0
				처리방법	매 립	0.1	0.0													
					소 각	0.3	0.3				0.3									
					재 활 용	1.6	1.1				1.1									
					해역배출	0.0	0.0													
		C	31	발 생 량		0.1	0.1	0.0	0.0	0.0	0.1	0.0	0.0	0.0	0.0	0.0	0.0	0.0	0.0	0.0
				처리방법	매 립	0.0	0.0													
					소 각	0.1	0.1				0.1									
					재 활 용	0.0	0.0													
					해역배출	0.0	0.0													
		C	32	발 생 량		0.4	0.4	0.0	0.0	0.0	0.4	0.0	0.0	0.0	0.0	0.0	0.0	0.0	0.0	0.0
				처리방법	매 립	0.0	0.0													
					소 각	0.1	0.1				0.1									
					재 활 용	0.3	0.3				0.3									
					해역배출	0.0	0.0													

(단위:톤/일)

구분		업종		발생량 및 처리현황		불 연 성															
시도	시군구	대분류	중분류			소계	광재류	연소재	소각재	분진류	폐주물사 모래류	폐금속류	폐석회 석고류	폐촉매	폐흡착재폐흡수재	유리·도자기편류	무기성오니류				기타
																	폐수처리오니	공정오니	정수처리오니	하수처리오니	
충남	예산군	C	17	발 생 량		0.4	0.0	0.0	0.4	0.0	0.0	0.0	0.0	0.0	0.0	0.0	0.0	0.0	0.0	0.0	0.0
				처리방법	매 립	0.4			0.4												
					소 각	0.0															
					재 활 용	0.0															
					해역배출	0.0															
		C	21	발 생 량		0.0	0.0	0.0	0.0	0.0	0.0	0.0	0.0	0.0	0.0	0.0	0.0	0.0	0.0	0.0	0.0
				처리방법	매 립	0.0															
					소 각	0.0															
					재 활 용	0.0															
					해역배출	0.0															
		C	22	발 생 량		3.1	0.0	0.0	0.0	0.0	0.0	0.0	0.0	0.0	0.0	0.0	0.0	3.1	0.0	0.0	0.0
				처리방법	매 립	0.0															
					소 각	0.0															
					재 활 용	3.1												3.1			
					해역배출	0.0															
		C	23	발 생 량		6.0	0.0	0.0	0.0	0.0	0.0	0.0	0.0	0.0	0.0	5.9	0.0	0.0	0.0	0.0	0.1
				처리방법	매 립	2.0										1.9					0.1
					소 각	0.0															
					재 활 용	4.0										4.0					
					해역배출	0.0															
		C	24	발 생 량		0.3	0.0	0.0	0.0	0.1	0.0	0.0	0.0	0.0	0.0	0.0	0.2	0.0	0.0	0.0	0.0
				처리방법	매 립	0.3				0.1							0.2				
					소 각	0.0															
					재 활 용	0.0															
					해역배출	0.0															
		C	26	발 생 량		0.0	0.0	0.0	0.0	0.0	0.0	0.0	0.0	0.0	0.0	0.0	0.0	0.0	0.0	0.0	0.0
				처리방법	매 립	0.0															
					소 각	0.0															
					재 활 용	0.0															
					해역배출	0.0															
		C	28	발 생 량		0.1	0.0	0.0	0.0	0.0	0.0	0.0	0.0	0.0	0.0	0.0	0.0	0.0	0.0	0.0	0.1
				처리방법	매 립	0.1															0.1
					소 각	0.0															
					재 활 용	0.0															
					해역배출	0.0															
		C	29	발 생 량		0.2	0.0	0.0	0.0	0.0	0.0	0.0	0.0	0.0	0.0	0.0	0.0	0.0	0.0	0.0	0.2
				처리방법	매 립	0.0															
					소 각	0.0															
					재 활 용	0.2															0.2
					해역배출	0.0															
		C	30	발 생 량		0.6	0.0	0.0	0.0	0.5	0.0	0.0	0.0	0.0	0.0	0.0	0.1	0.0	0.0	0.0	0.0
				처리방법	매 립	0.1											0.1				
					소 각	0.0															
					재 활 용	0.5				0.5											
					해역배출	0.0															
		C	31	발 생 량		0.0	0.0	0.0	0.0	0.0	0.0	0.0	0.0	0.0	0.0	0.0	0.0	0.0	0.0	0.0	0.0
				처리방법	매 립	0.0															
					소 각	0.0															
					재 활 용	0.0															
					해역배출	0.0															
		C	32	발 생 량		0.0	0.0	0.0	0.0	0.0	0.0	0.0	0.0	0.0	0.0	0.0	0.0	0.0	0.0	0.0	0.0
				처리방법	매 립	0.0															
					소 각	0.0															
					재 활 용	0.0															
					해역배출	0.0															

(단위:톤/일)

지역구분		업종		발생량 및 처리현황		총계	가 연 성														
시도	시군구	대분류	중분류				소계	폐지류	폐목재류	폐합성고분자화합물				유기성오니류				동식물성잔재물	폐식용유	기타
										폐섬유류	폐합성 수지	폐합성 고무	폐피혁	폐수처리오니	공정오니	정수 처리오니	하수 처리오니			
충남	예산군	C	33	발 생 량		0.0	0.0	0.0	0.0	0.0	0.0	0.0	0.0	0.0	0.0	0.0	0.0	0.0	0.0	0.0
				처리방법	매 립	0.0	0.0													
					소 각	0.0	0.0			0.0										
					재 활 용	0.0	0.0													
					해역배출	0.0	0.0													
		D		발 생 량		1.8	0.0	0.0	0.0	0.0	0.0	0.0	0.0	0.0	0.0	0.0	0.0	0.0	0.0	0.0
				처리방법	매 립	0.0	0.0													
					소 각	0.0	0.0													
					재 활 용	1.8	0.0													
					해역배출	0.0	0.0													
		E		발 생 량		41.9	25.9	0.0	0.0	0.0	6.8	0.0	0.0	11.5	0.0	0.0	0.0	4.0	0.0	3.6
				처리방법	매 립	14.3	0.0													
					소 각	12.4	12.4				6.7			5.7						
					재 활 용	15.2	13.5				0.1			5.8				4.0		3.6
					해역배출	0.0	0.0													
		F		발 생 량		22.1	12.8	12.6	0.0	0.0	0.2	0.0	0.0	0.0	0.0	0.0	0.0	0.0	0.0	0.0
				처리방법	매 립	9.3	0.0													
					소 각	0.2	0.2				0.2									
					재 활 용	12.6	12.6	12.6												
					해역배출	0.0	0.0													
		G		발 생 량		0.1	0.1	0.0	0.1	0.0	0.0	0.0	0.0	0.0	0.0	0.0	0.0	0.0	0.0	0.0
				처리방법	매 립	0.0	0.0													
					소 각	0.0	0.0													
					재 활 용	0.1	0.1		0.1											
					해역배출	0.0	0.0													
		I		발 생 량		0.2	0.2	0.0	0.0	0.0	0.2	0.0	0.0	0.0	0.0	0.0	0.0	0.0	0.0	0.0
				처리방법	매 립	0.0	0.0													
					소 각	0.2	0.2				0.2									
					재 활 용	0.0	0.0													
					해역배출	0.0	0.0													
		M		발 생 량		2.4	0.2	0.0	0.2	0.0	0.0	0.0	0.0	0.0	0.0	0.0	0.0	0.0	0.0	0.0
				처리방법	매 립	0.6	0.0													
					소 각	0.0	0.0													
					재 활 용	0.2	0.2		0.2											
					해역배출	1.6	0.0													
		O		발 생 량		5.2	0.8	0.0	0.7	0.0	0.1	0.0	0.0	0.0	0.0	0.0	0.0	0.0	0.0	0.0
				처리방법	매 립	0.0	0.0													
					소 각	0.0	0.0													
					재 활 용	5.2	0.8		0.7		0.1									
					해역배출	0.0	0.0													
		S		발 생 량		0.1	0.1	0.0	0.0	0.0	0.1	0.0	0.0	0.0	0.0	0.0	0.0	0.0	0.0	0.0
				처리방법	매 립	0.0	0.0													
					소 각	0.0	0.0													
					재 활 용	0.1	0.1				0.1									
					해역배출	0.0	0.0													
	태안군	소계		발 생 량		3,390.2	12.0	0.0	0.6	0.0	2.0	0.7	0.0	0.0	0.0	0.0	0.0	2.6	0.0	6.1
				처리방법	매 립	763.8	0.0	0.0	0.0	0.0	0.0	0.0	0.0	0.0	0.0	0.0	0.0	0.0	0.0	0.0
					소 각	8.0	7.7	0.0	0.6	0.0	1.9	0.0	0.0	0.0	0.0	0.0	0.0	2.6	0.0	2.6
					재 활 용	2,618.4	4.3	0.0	0.0	0.0	0.1	0.7	0.0	0.0	0.0	0.0	0.0	0.0	0.0	3.5
					해역배출	0.0	0.0	0.0	0.0	0.0	0.0	0.0	0.0	0.0	0.0	0.0	0.0	0.0	0.0	0.0
		C	16	발 생 량		0.1	0.0	0.0	0.0	0.0	0.0	0.0	0.0	0.0	0.0	0.0	0.0	0.0	0.0	0.0
				처리방법	매 립	0.1	0.0													
					소 각	0.0	0.0													
					재 활 용	0.0	0.0													
					해역배출	0.0	0.0													

(단위:톤/일)

구분		업종		발생량 및 처리현황		불 연 성															
시도	시군구	대분류	중분류			소계	광재류	연소재	소각재	분진류	폐주물사 모래류	폐금속류	폐석회 석고류	폐촉매	폐흡착재폐흡수재	유리·도자기편류	무기성오니류				기타
																	폐수처리오니	공정오니	정수처리오니	하수처리오니	
충남	예산군	C	33	발 생 량		0.0	0.0	0.0	0.0	0.0	0.0	0.0	0.0	0.0	0.0	0.0	0.0	0.0	0.0	0.0	0.0
				처리방법	매 립	0.0															
					소 각	0.0															
					재 활 용	0.0															
					해역배출	0.0															
		D		발 생 량		1.8	0.0	0.0	0.0	0.0	0.0	0.0	0.0	0.0	0.0	0.0	0.0	0.0	0.0	0.0	1.8
				처리방법	매 립	0.0															
					소 각	0.0															
					재 활 용	1.8															1.8
					해역배출	0.0															
		E		발 생 량		16.0	0.0	0.0	0.7	0.0	7.6	0.0	0.0	0.0	0.0	0.0	1.7	0.2	0.0	1.4	4.4
				처리방법	매 립	14.3			0.7		7.6							0.2		1.4	4.4
					소 각	0.0															
					재 활 용	1.7											1.7				
					해역배출	0.0															
		F		발 생 량		9.3	0.0	0.0	8.5	0.0	0.0	0.0	0.0	0.0	0.0	0.0	0.0	0.0	0.0	0.8	0.0
				처리방법	매 립	9.3			8.5											0.8	
					소 각	0.0															
					재 활 용	0.0															
					해역배출	0.0															
		G		발 생 량		0.0	0.0	0.0	0.0	0.0	0.0	0.0	0.0	0.0	0.0	0.0	0.0	0.0	0.0	0.0	0.0
				처리방법	매 립	0.0															
					소 각	0.0															
					재 활 용	0.0															
					해역배출	0.0															
		I		발 생 량		0.0	0.0	0.0	0.0	0.0	0.0	0.0	0.0	0.0	0.0	0.0	0.0	0.0	0.0	0.0	0.0
				처리방법	매 립	0.0															
					소 각	0.0															
					재 활 용	0.0															
					해역배출	0.0															
		M		발 생 량		2.2	0.0	0.0	0.0	0.0	0.0	0.0	0.0	0.0	0.0	0.0	2.2	0.0	0.0	0.0	0.0
				처리방법	매 립	0.6											0.6				
					소 각	0.0															
					재 활 용	0.0															
					해역배출	1.6											1.6				
		O		발 생 량		4.4	0.0	0.0	0.0	0.0	0.0	0.0	0.0	0.0	0.0	0.0	0.0	0.0	0.0	0.0	4.4
				처리방법	매 립	0.0															
					소 각	0.0															
					재 활 용	4.4															4.4
					해역배출	0.0															
		S		발 생 량		0.0	0.0	0.0	0.0	0.0	0.0	0.0	0.0	0.0	0.0	0.0	0.0	0.0	0.0	0.0	0.0
				처리방법	매 립	0.0															
					소 각	0.0															
					재 활 용	0.0															
					해역배출	0.0															
	태안군	소계		발 생 량		3,378.2	0.0	3,341.0	10.0	0.1	0.4	0.0	0.0	0.0	0.3	0.0	2.9	0.1	0.0	0.3	23.1
				처리방법	매 립	763.8	0.0	737.0	10.0	0.1	0.4	0.0	0.0	0.0	0.1	0.0	2.9	0.1	0.0	0.0	13.2
					소 각	0.3	0.0	0.0	0.0	0.0	0.0	0.0	0.0	0.0	0.0	0.0	0.0	0.0	0.0	0.3	0.0
					재 활 용	2,614.1	0.0	2,604.0	0.0	0.0	0.0	0.0	0.0	0.0	0.2	0.0	0.0	0.0	0.0	0.0	9.9
					해역배출	0.0	0.0	0.0	0.0	0.0	0.0	0.0	0.0	0.0	0.0	0.0	0.0	0.0	0.0	0.0	0.0
		C	16	발 생 량		0.1	0.0	0.0	0.0	0.1	0.0	0.0	0.0	0.0	0.0	0.0	0.0	0.0	0.0	0.0	0.0
				처리방법	매 립	0.1				0.1											
					소 각	0.0															
					재 활 용	0.0															
					해역배출	0.0															

(단위:톤/일)

지역구분		업종		발생량 및 처리현황		총계	가 연 성														
시도	시군구	대분류	중분류				소계	폐지류	폐목재류	폐합성고분자화합물				유기성오니류				동식물성잔재물	폐식용유	기타
										폐섬유류	폐합성 수지	폐합성 고무	폐피혁	폐수처리오니	공정오니	정수 처리오니	하수 처리오니			
충남	태안군	C	33	발 생 량		0.2	0.1	0.0	0.0	0.0	0.1	0.0	0.0	0.0	0.0	0.0	0.0	0.0	0.0	0.0
				처리방법	매 립	0.1	0.0													
					소 각	0.1	0.1				0.1									
					재 활 용	0.0	0.0													
					해역배출	0.0	0.0													
		D		발 생 량		3,370.6	2.9	0.0	0.6	0.0	1.2	0.7	0.0	0.0	0.0	0.0	0.0	0.3	0.0	0.1
				처리방법	매 립	753.6	0.0													
					소 각	2.0	2.0		0.6		1.1							0.3		
					재 활 용	2,615.0	0.9				0.1	0.7								0.1
					해역배출	0.0	0.0													
		O		발 생 량		19.3	9.0	0.0	0.0	0.0	0.7	0.0	0.0	0.0	0.0	0.0	0.0	2.3	0.0	6.0
				처리방법	매 립	10.0	0.0													
					소 각	5.9	5.6				0.7							2.3		2.6
					재 활 용	3.4	3.4													3.4
					해역배출	0.0	0.0													
전북	합계			발 생 량		6,007.7	3,578.9	0.7	101.8	2.3	543.5	1.0	12.6	2,095.2	59.7	1.8	256.4	443.9	0.1	59.9
				처리방법	매 립	785.6	49.6	0.0	0.1	0.0	2.6	0.0	0.0	17.0	9.5	0.0	1.1	0.2	0.0	19.1
					소 각	1,599.1	1,588.5	0.7	5.1	1.9	315.7	0.5	0.0	1,235.9	0.2	0.3	7.2	6.3	0.0	14.7
					재 활 용	3,320.2	1,663.9	0.0	87.1	0.4	225.2	0.5	12.6	581.2	48.1	1.5	243.7	437.4	0.1	26.1
					해역배출	302.8	276.9	0.0	9.5	0.0	0.0	0.0	0.0	261.1	1.9	0.0	4.4	0.0	0.0	0.0
	전주시	소계		발 생 량		1,623.4	1,425.5	0.0	0.0	1.2	205.5	0.0	12.6	1,155.5	0.0	0.0	37.1	13.6	0.0	0.0
				처리방법	매 립	84.5	0.3	0.0	0.0	0.0	0.0	0.0	0.0	0.1	0.0	0.0	0.0	0.2	0.0	0.0
					소 각	1,080.8	1,080.2	0.0	0.0	0.9	139.7	0.0	0.0	939.6	0.0	0.0	0.0	0.0	0.0	0.0
					재 활 용	434.2	321.7	0.0	0.0	0.3	65.8	0.0	12.6	192.5	0.0	0.0	37.1	13.4	0.0	0.0
					해역배출	23.9	23.3	0.0	0.0	0.0	0.0	0.0	0.0	23.3	0.0	0.0	0.0	0.0	0.0	0.0
		C	10	발 생 량		1.0	1.0	0.0	0.0	0.0	0.7	0.0	0.0	0.2	0.0	0.0	0.0	0.1	0.0	0.0
				처리방법	매 립	0.0	0.0													
					소 각	0.4	0.4				0.4									
					재 활 용	0.6	0.6				0.3			0.2				0.1	0.0	
					해역배출	0.0	0.0													
		C	11	발 생 량		0.7	0.7	0.0	0.0	0.0	0.1	0.0	0.0	0.6	0.0	0.0	0.0	0.0	0.0	0.0
				처리방법	매 립	0.0	0.0													
					소 각	0.5	0.5				0.1			0.4						
					재 활 용	0.2	0.2							0.2						
					해역배출	0.0	0.0													
		C	13	발 생 량		9.8	0.2	0.0	0.0	0.2	0.0	0.0	0.0	0.0	0.0	0.0	0.0	0.0	0.0	0.0
				처리방법	매 립	9.0	0.0													
					소 각	0.0	0.0			0.0										
					재 활 용	0.2	0.2			0.2										
					해역배출	0.6	0.0													
		C	14	발 생 량		0.3	0.3	0.0	0.0	0.3	0.0	0.0	0.0	0.0	0.0	0.0	0.0	0.0	0.0	0.0
				처리방법	매 립	0.0	0.0													
					소 각	0.2	0.2			0.2										
					재 활 용	0.1	0.1			0.1								0.0		
					해역배출	0.0	0.0													
		C	17	발 생 량		1,371.4	1,288.7	0.0	0.0	0.0	168.2	0.0	0.0	1,120.5	0.0	0.0	0.0	0.0	0.0	0.0
				처리방법	매 립	11.4	0.0													
					소 각	1,074.5	1,073.9				134.7			939.2						
					재 활 용	285.5	214.8				33.5			181.3						
					해역배출	0.0	0.0													
		C	20	발 생 량		108.7	47.8	0.0	0.0	0.7	13.3	0.0	0.0	33.8	0.0	0.0	0.0	0.0	0.0	0.0
				처리방법	매 립	21.6	0.0													
					소 각	1.8	1.8			0.7	1.1									
					재 활 용	62.0	22.7				12.2			10.5						
					해역배출	23.3	23.3							23.3						

(단위:톤/일)

구분		업종		발생량 및 처리현황	불 연 성															
시도	시군구	대분류	중분류		소계	광재류	연소재	소각재	분진류	폐주물사 모래류	폐금속류	폐석회 석고류	폐촉매	폐흡착재폐흡수재	유리·도자기편류	무기성오니류				기타
																폐수처리오니	공정오니	정수처리오니	하수처리오니	
충남	태안군	C	33	발 생 량	0.1	0.0	0.0	0.0	0.0	0.0	0.0	0.0	0.0	0.0	0.0	0.0	0.1	0.0	0.0	0.0
				처리방법 매 립	0.1												0.1			
				처리방법 소 각	0.0															
				처리방법 재 활 용	0.0															
				처리방법 해역배출	0.0															
		D		발 생 량	3,367.7	0.0	3,341.0	0.0	0.0	0.4	0.0	0.0	0.0	0.3	0.0	2.9	0.0	0.0	0.0	23.1
				처리방법 매 립	753.6		737.0			0.4				0.1		2.9				13.2
				처리방법 소 각	0.0		0.0													
				처리방법 재 활 용	2,614.1		2,604.0							0.2						9.9
				처리방법 해역배출	0.0															
		O		발 생 량	10.3	0.0	0.0	10.0	0.0	0.0	0.0	0.0	0.0	0.0	0.0	0.0	0.0	0.0	0.3	0.0
				처리방법 매 립	10.0			10.0											0.0	
				처리방법 소 각	0.3														0.3	
				처리방법 재 활 용	0.0															
				처리방법 해역배출	0.0															
전북	합계			발 생 량	2,428.8	92.3	468.6	527.7	62.4	133.7	40.3	6.3	2.5	2.2	78.4	497.3	199.8	44.0	5.4	267.9
				처리방법 매 립	736.0	6.7	25.0	444.8	37.7	48.0	0.0	0.0	0.0	0.3	15.9	34.7	78.8	0.7	0.0	43.4
				처리방법 소 각	10.6	0.0	0.0	0.0	0.1	0.6	0.2	0.0	0.0	0.1	0.1	1.1	8.3	0.0	0.0	0.1
				처리방법 재 활 용	1,656.3	85.6	443.6	82.9	24.6	85.1	40.1	6.3	2.5	1.8	62.4	442.3	112.7	43.3	5.4	217.7
				처리방법 해역배출	25.9	0.0	0.0	0.0	0.0	0.0	0.0	0.0	0.0	0.0	0.0	19.2	0.0	0.0	0.0	6.7
	전주시	소계		발 생 량	197.9	5.1	39.2	53.7	1.5	74.7	0.0	0.0	0.0	0.0	0.0	0.1	9.9	0.0	0.0	13.7
				처리방법 매 립	84.2	5.0	0.0	53.7	0.9	1.9	0.0	0.0	0.0	0.0	0.0	0.1	9.9	0.0	0.0	12.7
				처리방법 소 각	0.6	0.0	0.0	0.0	0.0	0.6	0.0	0.0	0.0	0.0	0.0	0.0	0.0	0.0	0.0	0.0
				처리방법 재 활 용	112.5	0.1	39.2	0.0	0.6	72.2	0.0	0.0	0.0	0.0	0.0	0.0	0.0	0.0	0.0	0.4
				처리방법 해역배출	0.6	0.0	0.0	0.0	0.0	0.0	0.0	0.0	0.0	0.0	0.0	0.0	0.0	0.0	0.0	0.6
		C	10	발 생 량	0.0	0.0	0.0	0.0	0.0	0.0	0.0	0.0	0.0	0.0	0.0	0.0	0.0	0.0	0.0	0.0
				처리방법 매 립	0.0															
				처리방법 소 각	0.0															
				처리방법 재 활 용	0.0															
				처리방법 해역배출	0.0															
		C	11	발 생 량	0.0	0.0	0.0	0.0	0.0	0.0	0.0	0.0	0.0	0.0	0.0	0.0	0.0	0.0	0.0	0.0
				처리방법 매 립	0.0															
				처리방법 소 각	0.0															
				처리방법 재 활 용	0.0															
				처리방법 해역배출	0.0															
		C	13	발 생 량	9.6	0.0	0.0	8.1	0.0	0.0	0.0	0.0	0.0	0.0	0.0	0.1	0.0	0.0	0.0	1.4
				처리방법 매 립	9.0			8.1								0.1				0.8
				처리방법 소 각	0.0															
				처리방법 재 활 용	0.0															
				처리방법 해역배출	0.6															0.6
		C	14	발 생 량	0.0	0.0	0.0	0.0	0.0	0.0	0.0	0.0	0.0	0.0	0.0	0.0	0.0	0.0	0.0	0.0
				처리방법 매 립	0.0															
				처리방법 소 각	0.0															
				처리방법 재 활 용	0.0															
				처리방법 해역배출	0.0															
		C	17	발 생 량	82.7	0.0	0.0	9.5	0.0	73.2	0.0	0.0	0.0	0.0	0.0	0.0	0.0	0.0	0.0	0.0
				처리방법 매 립	11.4			9.5		1.9										
				처리방법 소 각	0.6					0.6										
				처리방법 재 활 용	70.7					70.7										
				처리방법 해역배출	0.0															
		C	20	발 생 량	60.9	0.0	39.2	0.0	0.0	0.0	0.0	0.0	0.0	0.0	0.0	0.0	9.7	0.0	0.0	12.0
				처리방법 매 립	21.6				0.0								9.7			11.9
				처리방법 소 각	0.0															0.0
				처리방법 재 활 용	39.3		39.2													0.1
				처리방법 해역배출	0.0															

(단위:톤/일)

지역구분		업종		발생량 및 처리현황		총계	가 연 성														
시도	시군구	대분류	중분류				소계	폐지류	폐목재류	폐합성고분자화합물				유기성오니류				동식물성잔재물	폐식용유	기타
										폐섬유류	폐합성 수지	폐합성 고무	폐피혁	폐수처리오니	공정오니	정수 처리오니	하수 처리오니			
전북	전주시	C	22	발생량		0.3	0.3	0.0	0.0	0.0	0.3	0.0	0.0	0.0	0.0	0.0	0.0	0.0	0.0	0.0
				처리방법	매 립	0.0	0.0													
					소 각	0.0	0.0													
					재 활 용	0.3	0.3				0.3									
					해역배출	0.0	0.0													
		C	24	발생량		2.2	0.0	0.0	0.0	0.0	0.0	0.0	0.0	0.0	0.0	0.0	0.0	0.0	0.0	0.0
				처리방법	매 립	0.0	0.0													
					소 각	0.0	0.0													
					재 활 용	2.2	0.0													
					해역배출	0.0	0.0													
		C	28	발생량		1.7	1.7	0.0	0.0	0.0	1.7	0.0	0.0	0.0	0.0	0.0	0.0	0.0	0.0	0.0
				처리방법	매 립	0.0	0.0													
					소 각	0.9	0.9				0.9									
					재 활 용	0.8	0.8		0.0		0.8									
					해역배출	0.0	0.0													
		C	29	발생량		0.1	0.1	0.0	0.0	0.0	0.0	0.0	0.0	0.1	0.0	0.0	0.0	0.0	0.0	0.0
				처리방법	매 립	0.1	0.1							0.1						
					소 각	0.0	0.0				0.0									
					재 활 용	0.0	0.0				0.0									
					해역배출	0.0	0.0													
		C	31	발생량		0.2	0.0	0.0	0.0	0.0	0.0	0.0	0.0	0.0	0.0	0.0	0.0	0.0	0.0	0.0
				처리방법	매 립	0.2	0.0													
					소 각	0.0	0.0				0.0									
					재 활 용	0.0	0.0													
					해역배출	0.0	0.0													
		C	33	발생량		0.0	0.0	0.0	0.0	0.0	0.0	0.0	0.0	0.0	0.0	0.0	0.0	0.0	0.0	0.0
				처리방법	매 립	0.0	0.0													
					소 각	0.0	0.0				0.0									
					재 활 용	0.0	0.0													
					해역배출	0.0	0.0													
		D		발생량		12.6	12.6	0.0	0.0	0.0	0.0	0.0	12.6	0.0	0.0	0.0	0.0	0.0	0.0	0.0
				처리방법	매 립	0.0	0.0													
					소 각	0.0	0.0													
					재 활 용	12.6	12.6						12.6							
					해역배출	0.0	0.0													
		A		발생량		5.1	0.1	0.0	0.0	0.0	0.1	0.0	0.0	0.0	0.0	0.0	0.0	0.0	0.0	0.0
				처리방법	매 립	5.0	0.0													
					소 각	0.1	0.1				0.1									
					재 활 용	0.0	0.0													
					해역배출	0.0	0.0													
		E		발생량		105.7	68.7	0.0	0.0	0.0	19.8	0.0	0.0	0.0	0.0	0.0	37.0	11.9	0.0	0.0
				처리방법	매 립	37.0	0.0													
					소 각	1.6	1.6				1.6									
					재 활 용	67.1	67.1				18.2						37.0	11.9		
					해역배출	0.0	0.0													
		F		발생량		0.3	0.3	0.0	0.0	0.0	0.0	0.0	0.0	0.3	0.0	0.0	0.0	0.0	0.0	0.0
				처리방법	매 립	0.0	0.0													
					소 각	0.0	0.0													
					재 활 용	0.3	0.3							0.3						
					해역배출	0.0	0.0													
		G		발생량		2.0	2.0	0.0	0.0	0.0	0.8	0.0	0.0	0.0	0.0	0.0	0.1	1.1	0.0	0.0
				처리방법	매 립	0.2	0.2											0.2		
					소 각	0.7	0.7				0.7						0.0			
					재 활 용	1.1	1.1				0.1						0.1	0.9		
					해역배출	0.0	0.0													

(단위:톤/일)

구분		업종		발생량 및 처리현황	불 연 성															
시도	시군구	대분류	중분류		소계	광재류	연소재	소각재	분진류	폐주물사 모래류	폐금속류	폐석회 석고류	폐촉매	폐흡착재폐흡수재	유리·도자기편류	무기성오니류				기타
																폐수처리오니	공정오니	정수처리오니	하수처리오니	
전북	전주시	C	22	발 생 량	0.0	0.0	0.0	0.0	0.0	0.0	0.0	0.0	0.0	0.0	0.0	0.0	0.0	0.0	0.0	0.0
				처리방법 매 립	0.0															
				처리방법 소 각	0.0															
				처리방법 재 활 용	0.0															
				처리방법 해역배출	0.0															
		C	24	발 생 량	2.2	0.1	0.0	0.0	0.6	1.5	0.0	0.0	0.0	0.0	0.0	0.0	0.0	0.0	0.0	0.0
				처리방법 매 립	0.0															
				처리방법 소 각	0.0															
				처리방법 재 활 용	2.2	0.1			0.6	1.5										
				처리방법 해역배출	0.0															
		C	28	발 생 량	0.0	0.0	0.0	0.0	0.0	0.0	0.0	0.0	0.0	0.0	0.0	0.0	0.0	0.0	0.0	0.0
				처리방법 매 립	0.0															
				처리방법 소 각	0.0															
				처리방법 재 활 용	0.0															
				처리방법 해역배출	0.0															
		C	29	발 생 량	0.0	0.0	0.0	0.0	0.0	0.0	0.0	0.0	0.0	0.0	0.0	0.0	0.0	0.0	0.0	0.0
				처리방법 매 립	0.0															
				처리방법 소 각	0.0															
				처리방법 재 활 용	0.0				0.0											
				처리방법 해역배출	0.0															
		C	31	발 생 량	0.2	0.0	0.0	0.0	0.0	0.0	0.0	0.0	0.0	0.0	0.0	0.0	0.2	0.0	0.0	0.0
				처리방법 매 립	0.2												0.2			
				처리방법 소 각	0.0															
				처리방법 재 활 용	0.0															
				처리방법 해역배출	0.0															
		C	33	발 생 량	0.0	0.0	0.0	0.0	0.0	0.0	0.0	0.0	0.0	0.0	0.0	0.0	0.0	0.0	0.0	0.0
				처리방법 매 립	0.0				0.0								0.0			
				처리방법 소 각	0.0															
				처리방법 재 활 용	0.0															
				처리방법 해역배출	0.0															
		D		발 생 량	0.0	0.0	0.0	0.0	0.0	0.0	0.0	0.0	0.0	0.0	0.0	0.0	0.0	0.0	0.0	0.0
				처리방법 매 립	0.0															
				처리방법 소 각	0.0															
				처리방법 재 활 용	0.0															0.0
				처리방법 해역배출	0.0															
		A		발 생 량	5.0	5.0	0.0	0.0	0.0	0.0	0.0	0.0	0.0	0.0	0.0	0.0	0.0	0.0	0.0	0.0
				처리방법 매 립	5.0	5.0														
				처리방법 소 각	0.0															
				처리방법 재 활 용	0.0															
				처리방법 해역배출	0.0															
		E		발 생 량	37.0	0.0	0.0	36.1	0.9	0.0	0.0	0.0	0.0	0.0	0.0	0.0	0.0	0.0	0.0	0.0
				처리방법 매 립	37.0			36.1	0.9											
				처리방법 소 각	0.0															
				처리방법 재 활 용	0.0															
				처리방법 해역배출	0.0															
		F		발 생 량	0.0	0.0	0.0	0.0	0.0	0.0	0.0	0.0	0.0	0.0	0.0	0.0	0.0	0.0	0.0	0.0
				처리방법 매 립	0.0															
				처리방법 소 각	0.0															
				처리방법 재 활 용	0.0									0.0						0.0
				처리방법 해역배출	0.0															
		G		발 생 량	0.0	0.0	0.0	0.0	0.0	0.0	0.0	0.0	0.0	0.0	0.0	0.0	0.0	0.0	0.0	0.0
				처리방법 매 립	0.0															
				처리방법 소 각	0.0															
				처리방법 재 활 용	0.0				0.0				0.0	0.0						
				처리방법 해역배출	0.0															

(단위:톤/일)

지역구분		업종		발생량 및 처리현황		총계	가 연 성														
시도	시군구	대분류	중분류				소계	폐지류	폐목재류	폐합성고분자화합물				유기성오니류				동식물성잔재물	폐식용유	기타
										폐섬유류	폐합성 수지	폐합성 고무	폐피혁	폐수처리오니	공정오니	정수 처리오니	하수 처리오니			
전북	전주시	H		발생량		0.0	0.0	0.0	0.0	0.0	0.0	0.0	0.0	0.0	0.0	0.0	0.0	0.0	0.0	0.0
				처리방법	매 립	0.0	0.0													
					소 각	0.0	0.0													
					재 활 용	0.0	0.0													
					해역배출	0.0	0.0													
		O		발생량		0.0	0.0	0.0	0.0	0.0	0.0	0.0	0.0	0.0	0.0	0.0	0.0	0.0	0.0	0.0
				처리방법	매 립	0.0	0.0													
					소 각	0.0	0.0													
					재 활 용	0.0	0.0													
					해역배출	0.0	0.0													
		Q		발생량		0.5	0.5	0.0	0.0	0.0	0.0	0.0	0.0	0.0	0.0	0.0	0.0	0.5	0.0	0.0
				처리방법	매 립	0.0	0.0													
					소 각	0.0	0.0				0.0									
					재 활 용	0.5	0.5											0.5		
					해역배출	0.0	0.0													
		S		발생량		0.8	0.5	0.0	0.0	0.0	0.5	0.0	0.0	0.0	0.0	0.0	0.0	0.0	0.0	0.0
				처리방법	매 립	0.0	0.0													
					소 각	0.1	0.1				0.1									
					재 활 용	0.7	0.4				0.4									
					해역배출	0.0	0.0													
	군산시	소계		발생량		2,067.9	975.7	0.0	9.8	0.6	125.0	0.5	0.0	601.1	11.1	0.0	70.0	123.4	0.0	34.2
				처리방법	매 립	447.7	31.4	0.0	0.1	0.0	1.8	0.0	0.0	3.3	9.3	0.0	0.0	0.0	0.0	16.9
					소 각	395.1	386.3	0.0	0.1	0.6	77.8	0.0	0.0	294.9	0.2	0.0	0.0	0.4	0.0	12.3
					재 활 용	1,101.8	451.9	0.0	9.6	0.0	45.4	0.5	0.0	196.8	1.6	0.0	70.0	123.0	0.0	5.0
					해역배출	123.3	106.1	0.0	0.0	0.0	0.0	0.0	0.0	106.1	0.0	0.0	0.0	0.0	0.0	0.0
		C	10	발생량		185.4	145.1	0.0	0.0	0.0	5.4	0.0	0.0	88.7	6.2	0.0	0.0	41.5	0.0	3.3
				처리방법	매 립	47.0	6.8				0.3			0.3	6.2			0.0		
					소 각	5.2	5.2				5.0							0.1		0.1
					재 활 용	48.7	48.6		0.0		0.1			3.9				41.4		3.2
					해역배출	84.5	84.5							84.5						
		C	11	발생량		85.1	75.0	0.0	0.0	0.0	0.8	0.0	0.0	19.4	0.0	0.0	0.0	54.8	0.0	0.0
				처리방법	매 립	0.8	0.0													
					소 각	0.0	0.0				0.0									
					재 활 용	78.7	75.0				0.8			19.4				54.8		
					해역배출	5.6	0.0													
		C	13	발생량		2.4	0.5	0.0	0.0	0.0	0.1	0.0	0.0	0.4	0.0	0.0	0.0	0.0	0.0	0.0
				처리방법	매 립	1.9	0.0													
					소 각	0.1	0.1				0.1									
					재 활 용	0.0	0.0				0.0									
					해역배출	0.4	0.4							0.4						
		C	16	발생량		24.8	17.1	0.0	0.0	0.0	0.2	0.0	0.0	15.0	1.6	0.0	0.0	0.0	0.0	0.3
				처리방법	매 립	4.4	0.0													
					소 각	0.5	0.5				0.2									0.3
					재 활 용	19.9	16.6							15.0	1.6					
					해역배출	0.0	0.0													
		C	17	발생량		622.8	508.9	0.0	0.0	0.0	70.3	0.0	0.0	438.6	0.0	0.0	0.0	0.0	0.0	0.0
				처리방법	매 립	34.2	0.0													
					소 각	331.0	331.0				38.3			292.7						
					재 활 용	257.6	177.9				32.0			145.9						
					해역배출	0.0	0.0													
		C	20	발생량		137.7	6.8	0.0	1.3	0.0	4.8	0.0	0.0	0.4	0.0	0.0	0.0	0.0	0.0	0.3
				처리방법	매 립	8.7	0.4		0.1											0.3
					소 각	10.4	2.1	0.0			2.1									
					재 활 용	118.2	3.9		1.2		2.7							0.0		
					해역배출	0.4	0.4							0.4						

(단위:톤/일)

구분		업종		발생량 및 처리현황		불 연 성															
시도	시군구	대분류	중분류			소계	광재류	연소재	소각재	분진류	폐주물사 모래류	폐금속류	폐석회 석고류	폐촉매	폐흡착재폐흡수재	유리·도자기편류	무기성오니류				기타
																	폐수처리오니	공정오니	정수처리오니	하수처리오니	
전북	전주시	H		발 생 량		0.0	0.0	0.0	0.0	0.0	0.0	0.0	0.0	0.0	0.0	0.0	0.0	0.0	0.0	0.0	0.0
				처리방법	매 립	0.0															
					소 각	0.0															
					재 활 용	0.0				0.0											0.0
					해역배출	0.0															
		O		발 생 량		0.0	0.0	0.0	0.0	0.0	0.0	0.0	0.0	0.0	0.0	0.0	0.0	0.0	0.0	0.0	0.0
				처리방법	매 립	0.0															
					소 각	0.0															
					재 활 용	0.0				0.0											0.0
					해역배출	0.0															
		Q		발 생 량		0.0	0.0	0.0	0.0	0.0	0.0	0.0	0.0	0.0	0.0	0.0	0.0	0.0	0.0	0.0	0.0
				처리방법	매 립	0.0															
					소 각	0.0															
					재 활 용	0.0										0.0					0.0
					해역배출	0.0															
		S		발 생 량		0.3	0.0	0.0	0.0	0.0	0.0	0.0	0.0	0.0	0.0	0.0	0.0	0.0	0.0	0.0	0.3
				처리방법	매 립	0.0															
					소 각	0.0															
					재 활 용	0.3								0.0	0.0						0.3
					해역배출	0.0															
	군산시	소계		발 생 량		1,092.2	72.7	348.9	326.8	52.8	34.8	0.0	0.0	0.1	0.7	7.1	134.9	75.4	0.0	0.0	38.0
				처리방법	매 립	416.3	0.6	15.3	270.0	33.8	29.9	0.0	0.0	0.0	0.1	0.1	23.2	35.4	0.0	0.0	7.9
					소 각	8.8	0.0	0.0	0.0	0.0	0.0	0.0	0.0	0.0	0.0	0.0	0.5	8.3	0.0	0.0	0.0
					재 활 용	649.9	72.1	333.6	56.8	19.0	4.9	0.0	0.0	0.1	0.6	7.0	94.0	31.7	0.0	0.0	30.1
					해역배출	17.2	0.0	0.0	0.0	0.0	0.0	0.0	0.0	0.0	0.0	0.0	17.2	0.0	0.0	0.0	0.0
		C	10	발 생 량		40.3	0.0	12.7	26.8	0.7	0.0	0.0	0.0	0.0	0.1	0.0	0.0	0.0	0.0	0.0	0.0
				처리방법	매 립	40.2		12.7	26.8	0.7					0.0						
					소 각	0.0															
					재 활 용	0.1									0.1						
					해역배출	0.0															
		C	11	발 생 량		10.1	0.0	0.0	0.0	0.0	0.6	0.0	0.0	0.0	0.1	3.7	5.6	0.1	0.0	0.0	0.0
				처리방법	매 립	0.8					0.6				0.1			0.1			
					소 각	0.0															
					재 활 용	3.7										3.7					
					해역배출	5.6											5.6				
		C	13	발 생 량		1.9	0.0	0.0	0.0	0.0	0.0	0.0	0.0	0.0	0.0	0.0	1.9	0.0	0.0	0.0	0.0
				처리방법	매 립	1.9											1.9				
					소 각	0.0															
					재 활 용	0.0															
					해역배출	0.0															
		C	16	발 생 량		7.7	0.0	2.6	5.1	0.0	0.0	0.0	0.0	0.0	0.0	0.0	0.0	0.0	0.0	0.0	0.0
				처리방법	매 립	4.4		2.6	1.8												
					소 각	0.0															
					재 활 용	3.3			3.3												
					해역배출	0.0															
		C	17	발 생 량		113.9	0.0	26.2	54.9	0.0	1.6	0.0	0.0	0.0	0.0	0.0	0.0	31.2	0.0	0.0	0.0
				처리방법	매 립	34.2			1.4		1.6							31.2			
					소 각	0.0															
					재 활 용	79.7		26.2	53.5												
					해역배출	0.0															
		C	20	발 생 량		130.9	0.0	0.0	0.0	0.0	0.0	0.0	0.0	0.1	0.0	0.1	87.4	43.1	0.0	0.0	0.2
				처리방법	매 립	8.3				0.0					0.0	0.1	4.2	3.8			0.2
					소 각	8.3												8.3			
					재 활 용	114.3								0.1			83.2	31.0			
					해역배출	0.0															

(단위:톤/일)

지역구분		업종		발생량 및 처리현황		총계	가 연 성														
시도	시군구	대분류	중분류				소계	폐지류	폐목재류	폐합성고분자화합물				유기성오니류				동식물성잔재물	폐식용유	기타
										폐섬유류	폐합성 수지	폐합성 고무	폐피혁	폐수처리오니	공정오니	정수 처리오니	하수 처리오니			
전북	군산시	C	22	발 생 량		16.9	5.8	0.0	0.0	0.0	4.9	0.5	0.0	0.3	0.0	0.0	0.0	0.0	0.0	0.1
				처리방법	매 립	11.5	0.4				0.0			0.3						0.1
					소 각	1.1	1.1				1.1									0.0
					재 활 용	4.3	4.3				3.8	0.5								
					해역배출	0.0	0.0													
		C	23	발 생 량		18.3	0.0	0.0	0.0	0.0	0.0	0.0	0.0	0.0	0.0	0.0	0.0	0.0	0.0	0.0
				처리방법	매 립	0.2	0.0													
					소 각	0.0	0.0				0.0									
					재 활 용	18.1	0.0													
					해역배출	0.0	0.0													
		C	24	발 생 량		145.6	4.1	0.0	0.0	0.0	4.0	0.0	0.0	0.0	0.1	0.0	0.0	0.0	0.0	0.0
				처리방법	매 립	115.2	0.0													
					소 각	3.8	3.7				3.6				0.1					
					재 활 용	26.6	0.4				0.4									
					해역배출	0.0	0.0													
		C	25	발 생 량		1.2	0.0	0.0	0.0	0.0	0.0	0.0	0.0	0.0	0.0	0.0	0.0	0.0	0.0	0.0
				처리방법	매 립	0.1	0.0													
					소 각	0.0	0.0				0.0									
					재 활 용	1.1	0.0													
					해역배출	0.0	0.0													
		C	29	발 생 량		33.4	3.2	0.0	0.9	0.0	2.2	0.0	0.0	0.1	0.0	0.0	0.0	0.0	0.0	0.0
				처리방법	매 립	2.7	0.1							0.1						
					소 각	2.0	2.0		0.0		2.0									
					재 활 용	28.7	1.1		0.9		0.2									
					해역배출	0.0	0.0													
		C	30	발 생 량		9.4	9.1	0.0	2.5	0.0	4.3	0.0	0.0	2.2	0.1	0.0	0.0	0.0	0.0	0.0
				처리방법	매 립	0.1	0.0													
					소 각	3.5	3.5				1.2			2.2	0.1					
					재 활 용	5.8	5.6		2.5		3.1									
					해역배출	0.0	0.0													
		C	31	발 생 량		35.8	14.1	0.0	2.7	0.0	1.0	0.0	0.0	0.0	0.0	0.0	0.0	0.0	0.0	10.4
				처리방법	매 립	15.6	0.0													
					소 각	10.5	10.5				0.2									10.3
					재 활 용	9.7	3.6		2.7		0.8	0.0								0.1
					해역배출	0.0	0.0													
		C	33	발 생 량		59.5	46.1	0.0	1.8	0.6	5.2	0.0	0.0	33.9	0.0	0.0	0.0	0.2	0.0	4.4
				처리방법	매 립	10.8	4.8				1.3			0.5						3.0
					소 각	4.0	3.6	0.0	0.1	0.6	2.7	0.0		0.0						0.2
					재 활 용	23.9	16.9		1.7		1.2			12.6				0.2		1.2
					해역배출	20.8	20.8							20.8						
		D		발 생 량		308.7	0.8	0.0	0.0	0.0	0.7	0.0	0.0	0.0	0.0	0.0	0.0	0.1	0.0	0.0
				처리방법	매 립	0.5	0.0													
					소 각	0.8	0.8		0.0		0.7							0.1		0.0
					재 활 용	307.4	0.0													
					해역배출	0.0	0.0													
		E		발 생 량		336.4	97.3	0.0	0.4	0.0	19.5	0.0	0.0	2.1	3.1	0.0	70.0	0.0	0.0	2.2
				처리방법	매 립	179.9	7.5				0.2			2.1	3.1					2.1
					소 각	19.2	19.2				19.1									0.1
					재 활 용	125.7	70.6		0.4		0.2						70.0			0.0
					해역배출	11.6	0.0													
		F		발 생 량		0.0	0.0	0.0	0.0	0.0	0.0	0.0	0.0	0.0	0.0	0.0	0.0	0.0	0.0	0.0
				처리방법	매 립	0.0	0.0													
					소 각	0.0	0.0													
					재 활 용	0.0	0.0													
					해역배출	0.0	0.0													

(단위:톤/일)

구분		업종		발생량 및 처리현황		불 연 성															
시도	시군구	대분류	중분류			소계	광재류	연소재	소각재	분진류	폐주물사 모래류	폐금속류	폐석회 석고류	폐촉매	폐흡착재폐흡수재	유리·도자기편류	무기성오니류				기타
																	폐수처리오니	공정오니	정수처리오니	하수처리오니	
전북	군산시	C	22	발 생 량		11.1	0.0	0.0	0.0	0.0	0.2	0.0	0.0	0.0	0.0	0.0	10.9	0.0	0.0	0.0	0.0
				처리방법	매 립	11.1					0.2				0.0		10.9	0.0			
					소 각	0.0															
					재 활 용	0.0									0.0						
					해역배출	0.0															
		C	23	발 생 량		18.3	0.0	0.0	0.0	0.0	0.0	0.0	0.0	0.0	0.0	0.0	0.1	0.1	0.0	0.0	18.1
				처리방법	매 립	0.2												0.1			0.1
					소 각	0.0															
					재 활 용	18.1											0.1				18.0
					해역배출	0.0															
		C	24	발 생 량		141.5	10.8	0.0	67.6	28.7	11.9	0.0	0.0	0.0	0.0	0.0	13.0	0.8	0.0	0.0	8.7
				처리방법	매 립	115.2			67.6	28.7	10.6	0.0					3.7	0.1			4.5
					소 각	0.1											0.1	0.0			
					재 활 용	26.2	10.8				1.3				0.0		9.2	0.7			4.2
					해역배출	0.0															
		C	25	발 생 량		1.2	0.0	0.0	0.0	0.1	0.0	0.0	0.0	0.0	0.0	0.0	0.0	0.0	0.0	0.0	1.1
				처리방법	매 립	0.1				0.1											
					소 각	0.0															
					재 활 용	1.1									0.0						1.1
					해역배출	0.0															
		C	29	발 생 량		30.2	4.2	0.0	0.0	18.4	0.0	0.0	0.0	0.0	0.1	0.0	0.7	0.0	0.0	0.0	6.8
				처리방법	매 립	2.6	0.6			1.9							0.1				
					소 각	0.0															
					재 활 용	27.6	3.6			16.5					0.1		0.6				6.8
					해역배출	0.0															
		C	30	발 생 량		0.3	0.0	0.0	0.0	0.0	0.0	0.0	0.0	0.0	0.2	0.0	0.0	0.1	0.0	0.0	0.0
				처리방법	매 립	0.1										0.0		0.1			
					소 각	0.0															
					재 활 용	0.2									0.2						
					해역배출	0.0															
		C	31	발 생 량		21.7	3.8	0.0	0.0	2.4	15.3	0.0	0.0	0.0	0.1	0.0	0.1	0.0	0.0	0.0	0.0
				처리방법	매 립	15.6				0.2	15.3						0.1				
					소 각	0.0															
					재 활 용	6.1	3.8			2.2					0.1						
					해역배출	0.0															
		C	33	발 생 량		13.4	0.0	0.0	0.0	2.5	4.9	0.0	0.0	0.0	0.1	3.3	2.3	0.0	0.0	0.0	0.3
				처리방법	매 립	6.0				2.2	1.6						1.9			0.0	0.3
					소 각	0.4									0.0		0.4				
					재 활 용	7.0				0.3	3.3				0.1	3.3					0.0
					해역배출	0.0															
		D		발 생 량		307.9	0.0	307.4	0.0	0.0	0.0	0.0	0.0	0.0	0.0	0.0	0.4	0.0	0.0	0.0	0.1
				처리방법	매 립	0.5											0.4	0.0			0.1
					소 각	0.0															
					재 활 용	307.4		307.4							0.0						
					해역배출	0.0															
		E		발 생 량		239.1	53.9	0.0	172.4	0.0	0.3	0.0	0.0	0.0	0.0	0.0	12.5	0.0	0.0	0.0	0.0
				처리방법	매 립	172.4			172.4						0.0						
					소 각	0.0															
					재 활 용	55.1	53.9				0.3						0.9				
					해역배출	11.6											11.6				
		F		발 생 량		0.0	0.0	0.0	0.0	0.0	0.0	0.0	0.0	0.0	0.0	0.0	0.0	0.0	0.0	0.0	0.0
				처리방법	매 립	0.0										0.0					0.0
					소 각	0.0															
					재 활 용	0.0															
					해역배출	0.0															

(단위:톤/일)

지역구분		업종		발생량 및 처리현황		총계	가 연 성													
시도	시군구	대분류	중분류				소계	폐지류	폐목재류	폐합성고분자화합물				유기성오니류				동식물성잔재물	폐식용유	기타
										폐섬유류	폐합성 수지	폐합성 고무	폐피혁	폐수처리오니	공정오니	정수 처리오니	하수 처리오니			
전북	군산시	G		발생량		2.7	2.7	0.0	0.2	0.0	1.3	0.0	0.0	0.0	0.0	0.0	0.0	0.9	0.0	0.3
				처리방법	매 립	0.0	0.0											0.0		
					소 각	1.5	1.5				1.3							0.2		
					재 활 용	1.2	1.2		0.2		0.0							0.7	0.0	0.3
					해역배출	0.0	0.0													
		H		발생량		29.6	26.9	0.0	0.0	0.0	0.0	0.0	0.0	0.0	0.0	0.0	0.0	25.9	0.0	1.0
				처리방법	매 립	2.7	0.0													
					소 각	1.0	1.0													1.0
					재 활 용	25.9	25.9											25.9		
					해역배출	0.0	0.0													
		S		발생량		0.5	0.5	0.0	0.0	0.0	0.3	0.0	0.0	0.0	0.0	0.0	0.0	0.0	0.0	0.2
				처리방법	매 립	0.0	0.0													
					소 각	0.2	0.2		0.0		0.2									
					재 활 용	0.3	0.3				0.1									0.2
					해역배출	0.0	0.0													
		U		발생량		11.7	11.7	0.0	0.0	0.0	0.0	0.0	0.0	0.0	0.0	0.0	0.0	0.0	0.0	11.7
				처리방법	매 립	11.4	11.4													11.4
					소 각	0.3	0.3													0.3
					재 활 용	0.0	0.0													
					해역배출	0.0	0.0													
	익산시	소계		발생량		1,099.2	558.3	0.0	51.1	0.2	74.8	0.0	0.0	143.4	32.3	0.0	77.7	177.3	0.1	1.4
				처리방법	매 립	177.8	6.0	0.0	0.0	0.0	0.8	0.0	0.0	5.1	0.1	0.0	0.0	0.0	0.0	0.0
					소 각	47.3	46.5	0.0	4.4	0.2	39.5	0.0	0.0	1.2	0.0	0.0	0.0	0.7	0.0	0.5
					재 활 용	786.3	420.0	0.0	46.7	0.0	34.5	0.0	0.0	51.3	32.2	0.0	77.7	176.6	0.1	0.9
					해역배출	87.8	85.8	0.0	0.0	0.0	0.0	0.0	0.0	85.8	0.0	0.0	0.0	0.0	0.0	0.0
		A		발생량		25.5	25.5	0.0	0.0	0.0	0.0	0.0	0.0	22.5	0.0	0.0	0.0	3.0	0.0	0.0
				처리방법	매 립	0.0	0.0													
					소 각	0.0	0.0													
					재 활 용	25.5	25.5							22.5				3.0		
					해역배출	0.0	0.0													
		B		발생량		1.0	0.0	0.0	0.0	0.0	0.0	0.0	0.0	0.0	0.0	0.0	0.0	0.0	0.0	0.0
				처리방법	매 립	0.0	0.0													
					소 각	0.0	0.0													
					재 활 용	1.0	0.0													
					해역배출	0.0	0.0													
		C	10	발생량		251.6	250.0	0.0	0.0	0.0	2.1	0.0	0.0	72.8	0.0	0.0	0.0	174.2	0.1	0.8
				처리방법	매 립	0.4	0.0													
					소 각	2.6	2.6				1.9							0.7		
					재 활 용	191.2	190.0				0.2			15.4				173.5	0.1	0.8
					해역배출	57.4	57.4							57.4						
		C	11	발생량		2.2	1.6	0.0	0.0	0.0	0.0	0.0	0.0	1.6	0.0	0.0	0.0	0.0	0.0	0.0
				처리방법	매 립	0.0	0.0													
					소 각	0.0	0.0													
					재 활 용	0.6	0.0													
					해역배출	1.6	1.6							1.6						
		C	13	발생량		10.3	3.5	0.0	0.0	0.0	1.1	0.0	0.0	2.4	0.0	0.0	0.0	0.0	0.0	0.0
				처리방법	매 립	9.1	2.4							2.4						
					소 각	0.9	0.8				0.8									
					재 활 용	0.3	0.3				0.3									
					해역배출	0.0	0.0													
		C	16	발생량		68.8	43.9	0.0	43.0	0.0	0.9	0.0	0.0	0.0	0.0	0.0	0.0	0.0	0.0	0.0
				처리방법	매 립	13.5	0.0													
					소 각	0.9	0.9				0.9									
					재 활 용	54.4	43.0		43.0											
					해역배출	0.0	0.0													

(단위:톤/일)

구분		업종		발생량 및 처리현황		불 연 성															
시도	시군구	대분류	중분류			소계	광재류	연소재	소각재	분진류	폐주물사 모래류	폐금속류	폐석회 석고류	폐촉매	폐흡착재폐흡수재	유리·도자기편류	무기성오니류				기타
																	폐수처리오니	공정오니	정수처리오니	하수처리오니	
전북	군산시	G		발 생 량		0.0	0.0	0.0	0.0	0.0	0.0	0.0	0.0	0.0	0.0	0.0	0.0	0.0	0.0	0.0	0.0
				처리방법	매 립	0.0															
					소 각	0.0															
					재 활 용	0.0															
					해역배출	0.0															
		H		발 생 량		2.7	0.0	0.0	0.0	0.0	0.0	0.0	0.0	0.0	0.0	0.0	0.0	0.0	0.0	0.0	2.7
				처리방법	매 립	2.7															2.7
					소 각	0.0															
					재 활 용	0.0															
					해역배출	0.0															
		S		발 생 량		0.0	0.0	0.0	0.0	0.0	0.0	0.0	0.0	0.0	0.0	0.0	0.0	0.0	0.0	0.0	0.0
				처리방법	매 립	0.0															
					소 각	0.0															
					재 활 용	0.0									0.0						
					해역배출	0.0															
		U		발 생 량		0.0	0.0	0.0	0.0	0.0	0.0	0.0	0.0	0.0	0.0	0.0	0.0	0.0	0.0	0.0	0.0
				처리방법	매 립	0.0															
					소 각	0.0															
					재 활 용	0.0															
					해역배출	0.0															
	익산시	소계		발 생 량		540.9	0.0	77.0	110.2	3.1	21.9	0.1	1.0	0.0	0.9	49.7	21.0	85.4	0.0	0.0	170.6
				처리방법	매 립	171.8	0.0	9.7	98.8	2.8	15.7	0.0	0.0	0.0	0.0	4.7	7.7	23.1	0.0	0.0	9.3
					소 각	0.8	0.0	0.0	0.0	0.1	0.0	0.0	0.0	0.0	0.0	0.0	0.6	0.0	0.0	0.0	0.1
					재 활 용	366.3	0.0	67.3	11.4	0.2	6.2	0.1	1.0	0.0	0.9	45.0	10.7	62.3	0.0	0.0	161.2
					해역배출	2.0	0.0	0.0	0.0	0.0	0.0	0.0	0.0	0.0	0.0	0.0	2.0	0.0	0.0	0.0	0.0
		A		발 생 량		0.0	0.0	0.0	0.0	0.0	0.0	0.0	0.0	0.0	0.0	0.0	0.0	0.0	0.0	0.0	0.0
				처리방법	매 립	0.0															
					소 각	0.0															
					재 활 용	0.0															
					해역배출	0.0															
		B		발 생 량		1.0	0.0	0.0	0.0	0.0	0.0	0.0	1.0	0.0	0.0	0.0	0.0	0.0	0.0	0.0	0.0
				처리방법	매 립	0.0															
					소 각	0.0															
					재 활 용	1.0							1.0								
					해역배출	0.0															
		C	10	발 생 량		1.6	0.0	0.0	0.4	0.0	0.0	0.0	0.0	0.0	0.0	0.0	1.2	0.0	0.0	0.0	0.0
				처리방법	매 립	0.4			0.4												
					소 각	0.0															
					재 활 용	1.2											1.2				
					해역배출	0.0															
		C	11	발 생 량		0.6	0.0	0.0	0.0	0.0	0.0	0.0	0.0	0.0	0.0	0.6	0.0	0.0	0.0	0.0	0.0
				처리방법	매 립	0.0															
					소 각	0.0															
					재 활 용	0.6										0.6					
					해역배출	0.0															
		C	13	발 생 량		6.8	0.0	0.0	1.7	0.5	0.0	0.0	0.0	0.0	0.0	0.0	4.0	0.5	0.0	0.0	0.1
				처리방법	매 립	6.7			1.7	0.5							4.0	0.5			
					소 각	0.1															0.1
					재 활 용	0.0															
					해역배출	0.0															
		C	16	발 생 량		24.9	0.0	7.5	17.4	0.0	0.0	0.0	0.0	0.0	0.0	0.0	0.0	0.0	0.0	0.0	0.0
				처리방법	매 립	13.5		7.5	6.0												
					소 각	0.0															
					재 활 용	11.4			11.4												
					해역배출	0.0															

(단위:톤/일)

지역구분		업종		발생량 및 처리현황		총계	가 연 성														
시도	시군구	대분류	중분류				소계	폐지류	폐목재류	폐합성고분자화합물				유기성오니류				동식물성잔재물	폐식용유	기타
										폐섬유류	폐합성 수지	폐합성 고무	폐피혁	폐수처리오니	공정오니	정수 처리오니	하수 처리오니			
전북	익산시	C	20	발 생 량		14.3	13.1	0.0	0.0	0.0	8.6	0.0	0.0	4.4	0.1	0.0	0.0	0.0	0.0	0.0
				처리방법	매 립	0.6	0.2							0.1	0.1					
					소 각	0.3	0.3				0.3									
					재 활 용	9.1	8.3				8.3									
					해역배출	4.3	4.3							4.3						
		C	21	발 생 량		5.9	3.3	0.0	0.0	0.0	0.7	0.0	0.0	2.6	0.0	0.0	0.0	0.0	0.0	0.0
				처리방법	매 립	0.6	0.6							0.6						
					소 각	1.1	0.5				0.5									
					재 활 용	0.2	0.2				0.2									
					해역배출	4.0	2.0							2.0						
		C	22	발 생 량		7.9	2.8	0.0	0.8	0.0	2.0	0.0	0.0	0.0	0.0	0.0	0.0	0.0	0.0	0.0
				처리방법	매 립	1.5	0.0													
					소 각	1.6	1.6				1.6									
					재 활 용	4.8	1.2		0.8		0.4									
					해역배출	0.0	0.0													
		C	23	발 생 량		256.7	4.3	0.0	0.4	0.0	2.1	0.0	0.0	1.7	0.0	0.0	0.0	0.0	0.0	0.1
				처리방법	매 립	16.1	1.6							1.6						
					소 각	2.0	2.0				2.0									
					재 활 용	238.6	0.7		0.4		0.1			0.1						0.1
					해역배출	0.0	0.0													
		C	24	발 생 량		0.1	0.0	0.0	0.0	0.0	0.0	0.0	0.0	0.0	0.0	0.0	0.0	0.0	0.0	0.0
				처리방법	매 립	0.0	0.0													
					소 각	0.1	0.0													
					재 활 용	0.0	0.0													
					해역배출	0.0	0.0													
		C	25	발 생 량		1.5	0.2	0.0	0.0	0.0	0.0	0.0	0.0	0.2	0.0	0.0	0.0	0.0	0.0	0.0
				처리방법	매 립	1.4	0.1							0.1						
					소 각	0.0	0.0													
					재 활 용	0.1	0.1							0.1						
					해역배출	0.0	0.0													
		C	26	발 생 량		42.2	14.6	0.0	1.5	0.0	4.2	0.0	0.0	8.9	0.0	0.0	0.0	0.0	0.0	0.0
				처리방법	매 립	16.5	0.8				0.8									
					소 각	2.6	2.6				2.6									
					재 활 용	23.1	11.2		1.5		0.8			8.9						
					해역배출	0.0	0.0													
		C	27	발 생 량		0.1	0.0	0.0	0.0	0.0	0.0	0.0	0.0	0.0	0.0	0.0	0.0	0.0	0.0	0.0
				처리방법	매 립	0.1	0.0													
					소 각	0.0	0.0													
					재 활 용	0.0	0.0													
					해역배출	0.0	0.0													
		C	28	발 생 량		1.0	1.0	0.0	0.0	0.0	1.0	0.0	0.0	0.0	0.0	0.0	0.0	0.0	0.0	0.0
				처리방법	매 립	0.0	0.0													
					소 각	0.1	0.1				0.1									
					재 활 용	0.9	0.9				0.9									
					해역배출	0.0	0.0													
		C	29	발 생 량		0.9	0.7	0.0	0.4	0.0	0.3	0.0	0.0	0.0	0.0	0.0	0.0	0.0	0.0	0.0
				처리방법	매 립	0.2	0.0													
					소 각	0.3	0.3				0.3									
					재 활 용	0.4	0.4		0.4											
					해역배출	0.0	0.0													
		C	30	발 생 량		1.4	1.4	0.0	0.0	0.0	0.7	0.0	0.0	0.0	0.7	0.0	0.0	0.0	0.0	0.0
				처리방법	매 립	0.0	0.0													
					소 각	0.7	0.7				0.7									
					재 활 용	0.7	0.7								0.7					
					해역배출	0.0	0.0													

(단위:톤/일)

구분		업종		발생량 및 처리현황	불 연 성															
시도	시군구	대분류	중분류		소계	광재류	연소재	소각재	분진류	폐주물사 모래류	폐금속류	폐석회 석고류	폐촉매	폐흡착재폐흡수재	유리·도자기편류	무기성오니류				기타
																폐수처리오니	공정오니	정수처리오니	하수처리오니	
전북	익산시	C	20	발 생 량	1.2	0.0	0.0	0.0	0.1	0.0	0.0	0.0	0.0	0.8	0.1	0.0	0.2	0.0	0.0	0.0
				처리방법 매 립	0.4				0.1						0.1		0.2			
				처리방법 소 각	0.0															
				처리방법 재 활 용	0.8									0.8						
				처리방법 해역배출	0.0															
		C	21	발 생 량	2.6	0.0	0.0	0.0	0.0	0.0	0.0	0.0	0.0	0.0	0.0	2.6	0.0	0.0	0.0	0.0
				처리방법 매 립	0.0															
				처리방법 소 각	0.6											0.6				
				처리방법 재 활 용	0.0															
				처리방법 해역배출	2.0											2.0				
		C	22	발 생 량	5.1	0.0	0.0	0.0	1.5	0.0	0.0	0.0	0.0	0.0	0.0	0.0	0.0	0.0	0.0	3.6
				처리방법 매 립	1.5				1.5											
				처리방법 소 각	0.0															
				처리방법 재 활 용	3.6															3.6
				처리방법 해역배출	0.0															
		C	23	발 생 량	252.4	0.0	0.0	0.0	0.0	0.0	0.0	0.0	0.0	0.0	42.8	6.6	61.2	0.0	0.0	141.8
				처리방법 매 립	14.5										3.5		10.3			0.7
				처리방법 소 각	0.0															
				처리방법 재 활 용	237.9										39.3	6.6	50.9			141.1
				처리방법 해역배출	0.0															
		C	24	발 생 량	0.1	0.0	0.0	0.0	0.1	0.0	0.0	0.0	0.0	0.0	0.0	0.0	0.0	0.0	0.0	0.0
				처리방법 매 립	0.0															
				처리방법 소 각	0.1				0.1											
				처리방법 재 활 용	0.0															
				처리방법 해역배출	0.0															
		C	25	발 생 량	1.3	0.0	0.0	0.0	0.3	0.0	0.0	0.0	0.0	0.0	0.0	0.8	0.2	0.0	0.0	0.0
				처리방법 매 립	1.3				0.3							0.8	0.2			
				처리방법 소 각	0.0															
				처리방법 재 활 용	0.0															
				처리방법 해역배출	0.0															
		C	26	발 생 량	27.6	0.0	0.0	0.0	0.2	0.0	0.1	0.0	0.0	0.1	4.4	5.6	17.2	0.0	0.0	0.0
				처리방법 매 립	15.7										1.1	2.7	11.9			
				처리방법 소 각	0.0															
				처리방법 재 활 용	11.9				0.2		0.1			0.1	3.3	2.9	5.3			
				처리방법 해역배출	0.0															
		C	27	발 생 량	0.1	0.0	0.0	0.0	0.1	0.0	0.0	0.0	0.0	0.0	0.0	0.0	0.0	0.0	0.0	0.0
				처리방법 매 립	0.1				0.1											
				처리방법 소 각	0.0															
				처리방법 재 활 용	0.0															
				처리방법 해역배출	0.0															
		C	28	발 생 량	0.0	0.0	0.0	0.0	0.0	0.0	0.0	0.0	0.0	0.0	0.0	0.0	0.0	0.0	0.0	0.0
				처리방법 매 립	0.0															
				처리방법 소 각	0.0															
				처리방법 재 활 용	0.0															
				처리방법 해역배출	0.0															
		C	29	발 생 량	0.2	0.0	0.0	0.0	0.1	0.0	0.0	0.0	0.0	0.0	0.0	0.1	0.0	0.0	0.0	0.0
				처리방법 매 립	0.2				0.1							0.1				
				처리방법 소 각	0.0															
				처리방법 재 활 용	0.0															
				처리방법 해역배출	0.0															
		C	30	발 생 량	0.0	0.0	0.0	0.0	0.0	0.0	0.0	0.0	0.0	0.0	0.0	0.0	0.0	0.0	0.0	0.0
				처리방법 매 립	0.0															
				처리방법 소 각	0.0															
				처리방법 재 활 용	0.0															
				처리방법 해역배출	0.0															

(단위:톤/일)

지역구분		업종		발생량 및 처리현황		총계	가 연 성														
시도	시군구	대분류	중분류				소계	폐지류	폐목재류	폐합성고분자화합물				유기성오니류				동식물성잔재물	폐식용유	기타
										폐섬유류	폐합성 수지	폐합성 고무	폐피혁	폐수처리오니	공정오니	정수 처리오니	하수 처리오니			
전북	익산시	C	33	발생량		4.9	3.6	0.0	0.0	0.2	3.4	0.0	0.0	0.0	0.0	0.0	0.0	0.0	0.0	0.0
				처리방법	매 립	0.2	0.0													
					소 각	0.5	0.5			0.2	0.3									
					재 활 용	4.2	3.1				3.1									
					해역배출	0.0	0.0													
		D		발생량		32.4	0.0	0.0	0.0	0.0	0.0	0.0	0.0	0.0	0.0	0.0	0.0	0.0	0.0	0.0
				처리방법	매 립	2.5	0.0													
					소 각	0.0	0.0													
					재 활 용	29.9	0.0													
					해역배출	0.0	0.0													
		E		발생량		284.8	182.9	0.0	0.3	0.0	46.6	0.0	0.0	26.3	31.5	0.0	77.7	0.0	0.0	0.5
				처리방법	매 립	81.5	0.3							0.3						
					소 각	28.7	28.7		0.3		26.7			1.2						0.5
					재 활 용	154.1	133.4				19.9			4.3	31.5		77.7			
					해역배출	20.5	20.5							20.5						
		F		발생량		36.7	0.5	0.0	0.5	0.0	0.0	0.0	0.0	0.0	0.0	0.0	0.0	0.0	0.0	0.0
				처리방법	매 립	33.5	0.0													
					소 각	0.0	0.0													
					재 활 용	3.2	0.5		0.5											
					해역배출	0.0	0.0													
		G		발생량		6.3	4.3	0.0	4.1	0.0	0.2	0.0	0.0	0.0	0.0	0.0	0.0	0.0	0.0	0.0
				처리방법	매 립	0.1	0.0													
					소 각	4.1	4.1		4.1											
					재 활 용	2.1	0.2				0.2									
					해역배출	0.0	0.0													
		H		발생량		0.4	0.4	0.0	0.0	0.0	0.3	0.0	0.0	0.0	0.0	0.0	0.0	0.1	0.0	0.0
				처리방법	매 립	0.0	0.0													
					소 각	0.3	0.3				0.3									
					재 활 용	0.1	0.1											0.1		
					해역배출	0.0	0.0													
		M		발생량		41.6	0.0	0.0	0.0	0.0	0.0	0.0	0.0	0.0	0.0	0.0	0.0	0.0	0.0	0.0
				처리방법	매 립	0.0	0.0													
					소 각	0.0	0.0													
					재 활 용	41.6	0.0													
					해역배출	0.0	0.0													
		O		발생량		0.1	0.1	0.0	0.1	0.0	0.0	0.0	0.0	0.0	0.0	0.0	0.0	0.0	0.0	0.0
				처리방법	매 립	0.0	0.0													
					소 각	0.0	0.0													
					재 활 용	0.1	0.1		0.1											
					해역배출	0.0	0.0													
		S		발생량		0.6	0.6	0.0	0.0	0.0	0.6	0.0	0.0	0.0	0.0	0.0	0.0	0.0	0.0	0.0
				처리방법	매 립	0.0	0.0													
					소 각	0.5	0.5				0.5									
					재 활 용	0.1	0.1				0.1									
					해역배출	0.0	0.0													
	정읍시	소계		발생량		351.5	213.9	0.0	1.5	0.0	30.7	0.3	0.0	69.7	0.1	0.0	34.9	76.4	0.0	0.3
				처리방법	매 립	58.1	8.5	0.0	0.0	0.0	0.0	0.0	0.0	8.4	0.1	0.0	0.0	0.0	0.0	0.0
					소 각	30.9	30.9	0.0	0.1	0.0	24.6	0.3	0.0	0.1	0.0	0.0	5.5	0.0	0.0	0.3
					재 활 용	243.2	155.2	0.0	1.4	0.0	6.1	0.0	0.0	41.9	0.0	0.0	29.4	76.4	0.0	0.0
					해역배출	19.3	19.3	0.0	0.0	0.0	0.0	0.0	0.0	19.3	0.0	0.0	0.0	0.0	0.0	0.0
		C	10	발생량		100.3	99.8	0.0	0.0	0.0	2.5	0.0	0.0	20.7	0.0	0.0	0.0	76.4	0.0	0.2
				처리방법	매 립	0.5	0.2							0.2						
					소 각	1.5	1.5				1.3									0.2
					재 활 용	79.0	78.8				1.2			1.2				76.4		
					해역배출	19.3	19.3							19.3						

(단위:톤/일)

구분		업종		발생량 및 처리현황		불 연 성															
시도	시군구	대분류	중분류			소계	광재류	연소재	소각재	분진류	폐주물사 모래류	폐금속류	폐석회 석고류	폐촉매	폐흡착재폐흡수재	유리·도자기편류	무기성오니류				기타
																	폐수처리오니	공정오니	정수처리오니	하수처리오니	
전북	익산시	C	33	발 생 량		1.3	0.0	0.0	0.0	0.2	0.0	0.0	0.0	0.0	0.0	0.0	0.0	1.0	0.0	0.0	0.1
				처리방법	매 립	0.2				0.2											
					소 각	0.0															
					재 활 용	1.1												1.0			0.1
					해역배출	0.0															
		D		발 생 량		32.4	0.0	27.9	0.3	0.0	0.0	0.0	0.0	0.0	0.0	0.0	0.0	0.0	0.0	0.0	4.2
				처리방법	매 립	2.5		2.2	0.3												
					소 각	0.0															
					재 활 용	29.9		25.7													4.2
					해역배출	0.0															
		E		발 생 량		101.9	0.0	0.0	56.9	0.0	21.9	0.0	0.0	0.0	0.0	1.8	0.0	5.1	0.0	0.0	16.2
				처리방법	매 립	81.2			56.9		15.7										8.6
					소 각	0.0															
					재 활 용	20.7					6.2					1.8		5.1			7.6
					해역배출	0.0															
		F		발 생 량		36.2	0.0	0.0	33.5	0.0	0.0	0.0	0.0	0.0	0.0	0.0	0.0	0.0	0.0	0.0	2.7
				처리방법	매 립	33.5			33.5												
					소 각	0.0															
					재 활 용	2.7															2.7
					해역배출	0.0															
		G		발 생 량		2.0	0.0	0.0	0.0	0.0	0.0	0.0	0.0	0.0	0.0	0.0	0.1	0.0	0.0	0.0	1.9
				처리방법	매 립	0.1											0.1				
					소 각	0.0															
					재 활 용	1.9															1.9
					해역배출	0.0															
		H		발 생 량		0.0	0.0	0.0	0.0	0.0	0.0	0.0	0.0	0.0	0.0	0.0	0.0	0.0	0.0	0.0	0.0
				처리방법	매 립	0.0															
					소 각	0.0															
					재 활 용	0.0															
					해역배출	0.0															
		M		발 생 량		41.6	0.0	41.6	0.0	0.0	0.0	0.0	0.0	0.0	0.0	0.0	0.0	0.0	0.0	0.0	0.0
				처리방법	매 립	0.0															
					소 각	0.0															
					재 활 용	41.6		41.6													
					해역배출	0.0															
		O		발 생 량		0.0	0.0	0.0	0.0	0.0	0.0	0.0	0.0	0.0	0.0	0.0	0.0	0.0	0.0	0.0	0.0
				처리방법	매 립	0.0															
					소 각	0.0															
					재 활 용	0.0															
					해역배출	0.0															
		S		발 생 량		0.0	0.0	0.0	0.0	0.0	0.0	0.0	0.0	0.0	0.0	0.0	0.0	0.0	0.0	0.0	0.0
				처리방법	매 립	0.0															
					소 각	0.0															
					재 활 용	0.0															
					해역배출	0.0															
	정읍시	소계		발 생 량		137.6	5.4	0.0	36.7	4.8	0.5	0.0	0.0	0.0	0.1	18.2	39.1	2.3	6.9	0.0	23.6
				처리방법	매 립	49.6	0.0	0.0	22.0	0.0	0.5	0.0	0.0	0.0	0.0	10.9	2.3	0.4	0.0	0.0	13.5
					소 각	0.0	0.0	0.0	0.0	0.0	0.0	0.0	0.0	0.0	0.0	0.0	0.0	0.0	0.0	0.0	0.0
					재 활 용	88.0	5.4	0.0	14.7	4.8	0.0	0.0	0.0	0.0	0.1	7.3	36.8	1.9	6.9	0.0	10.1
					해역배출	0.0	0.0	0.0	0.0	0.0	0.0	0.0	0.0	0.0	0.0	0.0	0.0	0.0	0.0	0.0	0.0
		C	10	발 생 량		0.5	0.0	0.0	0.1	0.0	0.0	0.0	0.0	0.0	0.0	0.0	0.2	0.2	0.0	0.0	0.0
				처리방법	매 립	0.3			0.1									0.2			
					소 각	0.0															
					재 활 용	0.2				0.0							0.2				
					해역배출	0.0															

(단위:톤/일)

지역구분		업종		발생량 및 처리현황		총계	가 연 성														
시도	시군구	대분류	중분류				소계	폐지류	폐목재류	폐합성고분자화합물				유기성오니류				동식물성잔재물	폐식용유	기타
										폐섬유류	폐합성 수지	폐합성 고무	폐피혁	폐수처리오니	공정오니	정수 처리오니	하수 처리오니			
전북	정읍시	C	17	발생량		104.2	56.2	0.0	0.0	0.0	22.7	0.0	0.0	33.5	0.0	0.0	0.0	0.0	0.0	0.0
				처리방법	매 립	33.4	0.1							0.1						
					소 각	20.5	20.5				20.5									
					재 활 용	50.3	35.6				2.2			33.4						
					해역배출	0.0	0.0													
		C	18	발생량		2.5	0.0	0.0	0.0	0.0	0.0	0.0	0.0	0.0	0.0	0.0	0.0	0.0	0.0	0.0
				처리방법	매 립	0.0	0.0													
					소 각	0.0	0.0													
					재 활 용	2.5	0.0													
					해역배출	0.0	0.0													
		C	20	발생량		0.8	0.0	0.0	0.0	0.0	0.0	0.0	0.0	0.0	0.0	0.0	0.0	0.0	0.0	0.0
				처리방법	매 립	0.8	0.0													
					소 각	0.0	0.0													
					재 활 용	0.0	0.0													
					해역배출	0.0	0.0													
		C	22	발생량		0.2	0.2	0.0	0.0	0.0	0.2	0.0	0.0	0.0	0.0	0.0	0.0	0.0	0.0	0.0
				처리방법	매 립	0.0	0.0													
					소 각	0.2	0.2				0.2									
					재 활 용	0.0	0.0													
					해역배출	0.0	0.0													
		C	23	발생량		29.0	0.7	0.0	0.0	0.0	0.7	0.0	0.0	0.0	0.0	0.0	0.0	0.0	0.0	0.0
				처리방법	매 립	11.7	0.0													
					소 각	0.3	0.3		0.0		0.3									
					재 활 용	17.0	0.4				0.4									
					해역배출	0.0	0.0													
		C	24	발생량		10.6	0.2	0.0	0.0	0.0	0.2	0.0	0.0	0.0	0.0	0.0	0.0	0.0	0.0	0.0
				처리방법	매 립	0.2	0.0													
					소 각	0.0	0.0													
					재 활 용	10.4	0.2				0.2									
					해역배출	0.0	0.0													
		C	26	발생량		8.3	1.1	0.0	0.7	0.0	0.4	0.0	0.0	0.0	0.0	0.0	0.0	0.0	0.0	0.0
				처리방법	매 립	0.1	0.0													
					소 각	0.0	0.0													
					재 활 용	8.2	1.1		0.7		0.4									
					해역배출	0.0	0.0													
		C	29	발생량		1.9	0.0	0.0	0.0	0.0	0.0	0.0	0.0	0.0	0.0	0.0	0.0	0.0	0.0	0.0
				처리방법	매 립	0.0	0.0													
					소 각	0.0	0.0													
					재 활 용	1.9	0.0													
					해역배출	0.0	0.0													
		C	33	발생량		0.3	0.3	0.0	0.0	0.0	0.0	0.3	0.0	0.0	0.0	0.0	0.0	0.0	0.0	0.0
				처리방법	매 립	0.0	0.0													
					소 각	0.3	0.3					0.3								
					재 활 용	0.0	0.0													
					해역배출	0.0	0.0													
		D		발생량		6.9	0.0	0.0	0.0	0.0	0.0	0.0	0.0	0.0	0.0	0.0	0.0	0.0	0.0	0.0
				처리방법	매 립	0.0	0.0													
					소 각	0.0	0.0													
					재 활 용	6.9	0.0													
					해역배출	0.0	0.0													
		E		발생량		86.5	55.4	0.0	0.8	0.0	4.0	0.0	0.0	15.5	0.1	0.0	34.9	0.0	0.0	0.1
				처리방법	매 립	11.4	8.2							8.1	0.1					
					소 각	8.1	8.1		0.1		2.3			0.1			5.5			0.1
					재 활 용	67.0	39.1		0.7		1.7			7.3			29.4			
					해역배출	0.0	0.0													

(단위:톤/일)

구분		업종		발생량 및 처리현황		불 연 성															
시도	시군구	대분류	중분류			소계	광재류	연소재	소각재	분진류	폐주물사 모래류	폐금속류	폐석회 석고류	폐촉매	폐흡착재폐흡수재	유리·도자기편류	무기성오니류				기타
																	폐수처리오니	공정오니	정수처리오니	하수처리오니	
전북	정읍시	C	17	발 생 량		48.0	0.0	0.0	35.1	0.0	0.0	0.0	0.0	0.0	0.0	0.0	0.0	0.0	0.0	0.0	12.9
				처리방법	매 립	33.3			20.4	0.0											12.9
					소 각	0.0															
					재 활 용	14.7			14.7												
					해역배출	0.0															
		C	18	발 생 량		2.5	0.0	0.0	0.0	0.0	0.0	0.0	0.0	0.0	0.0	0.0	2.5	0.0	0.0	0.0	0.0
				처리방법	매 립	0.0															
					소 각	0.0															
					재 활 용	2.5											2.5				
					해역배출	0.0															
		C	20	발 생 량		0.8	0.0	0.0	0.8	0.0	0.0	0.0	0.0	0.0	0.0	0.0	0.0	0.0	0.0	0.0	0.0
				처리방법	매 립	0.8			0.8												
					소 각	0.0															
					재 활 용	0.0															
					해역배출	0.0															
		C	22	발 생 량		0.0	0.0	0.0	0.0	0.0	0.0	0.0	0.0	0.0	0.0	0.0	0.0	0.0	0.0	0.0	0.0
				처리방법	매 립	0.0															
					소 각	0.0															
					재 활 용	0.0															
					해역배출	0.0															
		C	23	발 생 량		28.3	0.0	0.0	0.7	0.0	0.0	0.0	0.0	0.0	0.0	18.2	0.0	0.2	0.0	0.0	9.2
				처리방법	매 립	11.7			0.7							10.9		0.1			
					소 각	0.0															
					재 활 용	16.6										7.3		0.1			9.2
					해역배출	0.0															
		C	24	발 생 량		10.4	5.4	0.0	0.0	4.8	0.0	0.0	0.0	0.0	0.0	0.0	0.2	0.0	0.0	0.0	0.0
				처리방법	매 립	0.2											0.2				
					소 각	0.0															
					재 활 용	10.2	5.4			4.8											
					해역배출	0.0															
		C	26	발 생 량		7.2	0.0	0.0	0.0	0.0	0.0	0.0	0.0	0.0	0.0	0.0	7.1	0.1	0.0	0.0	0.0
				처리방법	매 립	0.1												0.1			
					소 각	0.0															
					재 활 용	7.1											7.1				
					해역배출	0.0															
		C	29	발 생 량		1.9	0.0	0.0	0.0	0.0	0.0	0.0	0.0	0.0	0.1	0.0	0.0	1.8	0.0	0.0	0.0
				처리방법	매 립	0.0											0.0				
					소 각	0.0															
					재 활 용	1.9									0.1			1.8			
					해역배출	0.0															
		C	33	발 생 량		0.0	0.0	0.0	0.0	0.0	0.0	0.0	0.0	0.0	0.0	0.0	0.0	0.0	0.0	0.0	0.0
				처리방법	매 립	0.0															
					소 각	0.0															
					재 활 용	0.0															
					해역배출	0.0															
		D		발 생 량		6.9	0.0	0.0	0.0	0.0	0.0	0.0	0.0	0.0	0.0	0.0	0.0	0.0	6.9	0.0	0.0
				처리방법	매 립	0.0															
					소 각	0.0															
					재 활 용	6.9													6.9		
					해역배출	0.0															
		E		발 생 량		31.1	0.0	0.0	0.0	0.0	0.5	0.0	0.0	0.0	0.0	0.0	29.1	0.0	0.0	0.0	1.5
				처리방법	매 립	3.2					0.5						2.1				0.6
					소 각	0.0															
					재 활 용	27.9											27.0				0.9
					해역배출	0.0															

(단위:톤/일)

지역구분		업종		발생량 및 처리현황		총계	가 연 성														
시도	시군구	대분류	중분류				소계	폐지류	폐목재류	폐합성고분자화합물				유기성오니류				동식물성잔재물	폐식용유	기타
										폐섬유류	폐합성 수지	폐합성 고무	폐피혁	폐수처리오니	공정오니	정수 처리오니	하수 처리오니			
전북	남원시	소계		발 생 량		352.1	68.9	0.4	0.0	0.0	5.9	0.0	0.0	11.9	0.0	0.0	20.5	28.5	0.0	1.7
				처리방법	매 립	0.0	0.0	0.0	0.0	0.0	0.0	0.0	0.0	0.0	0.0	0.0	0.0	0.0	0.0	0.0
					소 각	2.5	2.2	0.4	0.0	0.0	1.6	0.0	0.0	0.0	0.0	0.0	0.0	0.1	0.0	0.1
					재 활 용	341.0	58.1	0.0	0.0	0.0	4.3	0.0	0.0	3.3	0.0	0.0	20.5	28.4	0.0	1.6
					해역배출	8.6	8.6	0.0	0.0	0.0	0.0	0.0	0.0	8.6	0.0	0.0	0.0	0.0	0.0	0.0
		C	10	발 생 량		40.3	40.3	0.0	0.0	0.0	1.8	0.0	0.0	10.0	0.0	0.0	0.0	28.5	0.0	0.0
				처리방법	매 립	0.0	0.0	0.0	0.0	0.0	0.0	0.0	0.0	0.0	0.0	0.0	0.0	0.0	0.0	0.0
					소 각	0.8	0.8	0.0	0.0	0.0	0.7	0.0	0.0	0.0	0.0	0.0	0.0	0.1	0.0	0.0
					재 활 용	31.5	31.5	0.0	0.0	0.0	1.1	0.0	0.0	2.0	0.0	0.0	0.0	28.4	0.0	0.0
					해역배출	8.0	8.0	0.0	0.0	0.0	0.0	0.0	0.0	8.0	0.0	0.0	0.0	0.0	0.0	0.0
		C	11	발 생 량		1.4	1.1	0.4	0.0	0.0	0.1	0.0	0.0	0.6	0.0	0.0	0.0	0.0	0.0	0.0
				처리방법	매 립	0.0	0.0													
					소 각	0.8	0.5	0.4			0.1									
					재 활 용	0.0	0.0													
					해역배출	0.6	0.6							0.6						
		C	17	발 생 량		1.3	1.3	0.0	0.0	0.0	0.0	0.0	0.0	1.3	0.0	0.0	0.0	0.0	0.0	0.0
				처리방법	매 립	0.0	0.0													
					소 각	0.0	0.0													
					재 활 용	1.3	1.3							1.3						
					해역배출	0.0	0.0													
		C	20	발 생 량		0.1	0.1	0.0	0.0	0.0	0.0	0.0	0.0	0.0	0.0	0.0	0.0	0.0	0.0	0.1
				처리방법	매 립	0.0	0.0													
					소 각	0.1	0.1													0.1
					재 활 용	0.0	0.0													
					해역배출	0.0	0.0													
		C	23	발 생 량		276.9	0.0	0.0	0.0	0.0	0.0	0.0	0.0	0.0	0.0	0.0	0.0	0.0	0.0	0.0
				처리방법	매 립	0.0	0.0	0.0	0.0	0.0	0.0	0.0	0.0	0.0	0.0	0.0	0.0	0.0	0.0	0.0
					소 각	0.0	0.0	0.0	0.0	0.0	0.0	0.0	0.0	0.0	0.0	0.0	0.0	0.0	0.0	0.0
					재 활 용	276.9	0.0	0.0	0.0	0.0	0.0	0.0	0.0	0.0	0.0	0.0	0.0	0.0	0.0	0.0
					해역배출	0.0	0.0	0.0	0.0	0.0	0.0	0.0	0.0	0.0	0.0	0.0	0.0	0.0	0.0	0.0
		E		발 생 량		4.1	4.1	0.0	0.0	0.0	4.0	0.0	0.0	0.0	0.0	0.0	0.0	0.0	0.0	0.1
				처리방법	매 립	0.0	0.0	0.0	0.0	0.0	0.0	0.0	0.0	0.0	0.0	0.0	0.0	0.0	0.0	0.0
					소 각	0.8	0.8	0.0	0.0	0.0	0.8	0.0	0.0	0.0	0.0	0.0	0.0	0.0	0.0	0.0
					재 활 용	3.3	3.3	0.0	0.0	0.0	3.2	0.0	0.0	0.0	0.0	0.0	0.0	0.0	0.0	0.1
					해역배출	0.0	0.0	0.0	0.0	0.0	0.0	0.0	0.0	0.0	0.0	0.0	0.0	0.0	0.0	0.0
		O		발 생 량		28.0	22.0	0.0	0.0	0.0	0.0	0.0	0.0	0.0	0.0	0.0	20.5	0.0	0.0	1.5
				처리방법	매 립	0.0	0.0	0.0	0.0	0.0	0.0	0.0	0.0	0.0	0.0	0.0	0.0	0.0	0.0	0.0
					소 각	0.0	0.0	0.0	0.0	0.0	0.0	0.0	0.0	0.0	0.0	0.0	0.0	0.0	0.0	0.0
					재 활 용	28.0	22.0	0.0	0.0	0.0	0.0	0.0	0.0	0.0	0.0	0.0	20.5	0.0	0.0	1.5
					해역배출	0.0	0.0	0.0	0.0	0.0	0.0	0.0	0.0	0.0	0.0	0.0	0.0	0.0	0.0	0.0
	김제시	소계		발 생 량		113.3	105.7	0.3	2.5	0.2	37.8	0.0	0.0	25.1	8.1	0.0	0.0	14.3	0.0	17.4
				처리방법	매 립	3.6	2.0	0.0	0.0	0.0	0.0	0.0	0.0	0.0	0.0	0.0	0.0	0.0	0.0	2.0
					소 각	16.0	16.0	0.3	0.3	0.2	14.1	0.0	0.0	0.1	0.0	0.0	0.0	1.0	0.0	0.0
					재 활 용	85.1	79.1	0.0	2.2	0.0	23.7	0.0	0.0	16.4	8.1	0.0	0.0	13.3	0.0	15.4
					해역배출	8.6	8.6	0.0	0.0	0.0	0.0	0.0	0.0	8.6	0.0	0.0	0.0	0.0	0.0	0.0
		C	23	발 생 량		113.3	105.7	0.3	2.5	0.2	37.8	0.0	0.0	25.1	8.1	0.0	0.0	14.3	0.0	17.4
				처리방법	매 립	3.6	2.0	0.0	0.0	0.0	0.0	0.0	0.0	0.0	0.0	0.0	0.0	0.0	0.0	2.0
					소 각	16.0	16.0	0.3	0.3	0.2	14.1	0.0	0.0	0.1	0.0	0.0	0.0	1.0	0.0	0.0
					재 활 용	85.1	79.1	0.0	2.2	0.0	23.7	0.0	0.0	16.4	8.1	0.0	0.0	13.3	0.0	15.4
					해역배출	8.6	8.6	0.0	0.0	0.0	0.0	0.0	0.0	8.6	0.0	0.0	0.0	0.0	0.0	0.0
	완주군	소계		발 생 량		271.1	132.5	0.0	11.1	0.1	52.9	0.2	0.0	57.1	6.2	0.0	4.4	0.0	0.0	0.5
				처리방법	매 립	11.5	0.1	0.0	0.0	0.0	0.0	0.0	0.0	0.1	0.0	0.0	0.0	0.0	0.0	0.0
					소 각	12.3	12.2	0.0	0.0	0.0	11.5	0.2	0.0	0.0	0.0	0.0	0.0	0.0	0.0	0.5
					재 활 용	227.3	106.3	0.0	1.6	0.1	41.4	0.0	0.0	57.0	6.2	0.0	0.0	0.0	0.0	0.0
					해역배출	20.0	13.9	0.0	9.5	0.0	0.0	0.0	0.0	0.0	0.0	0.0	4.4	0.0	0.0	0.0

(단위:톤/일)

구분		업종		발생량 및 처리현황		불 연 성															
시도	시군구	대분류	중분류			소계	광재류	연소재	소각재	분진류	폐주물사 모래류	폐금속류	폐석회 석고류	폐촉매	폐흡착재폐흡수재	유리·도자기편류	무기성오니류				기타
																	폐수처리오니	공정오니	정수처리오니	하수처리오니	
전북	남원시	소계		발 생 량		283.2	0.0	0.0	0.0	0.0	0.0	0.2	0.0	0.0	0.0	0.1	273.8	0.1	0.1	0.0	8.9
				처리방법	매 립	0.0	0.0	0.0	0.0	0.0	0.0	0.0	0.0	0.0	0.0	0.0	0.0	0.0	0.0	0.0	0.0
					소 각	0.3	0.0	0.0	0.0	0.0	0.0	0.2	0.0	0.0	0.0	0.1	0.0	0.0	0.0	0.0	0.0
					재 활 용	282.9	0.0	0.0	0.0	0.0	0.0	0.0	0.0	0.0	0.0	0.0	273.8	0.1	0.1	0.0	8.9
					해역배출	0.0	0.0	0.0	0.0	0.0	0.0	0.0	0.0	0.0	0.0	0.0	0.0	0.0	0.0	0.0	0.0
		C	10	발 생 량		0.0	0.0	0.0	0.0	0.0	0.0	0.0	0.0	0.0	0.0	0.0	0.0	0.0	0.0	0.0	0.0
				처리방법	매 립	0.0															
					소 각	0.0															
					재 활 용	0.0															
					해역배출	0.0															
		C	11	발 생 량		0.3	0.0	0.0	0.0	0.0	0.0	0.2	0.0	0.0	0.0	0.1	0.0	0.0	0.0	0.0	0.0
				처리방법	매 립	0.0															
					소 각	0.3						0.2				0.1					
					재 활 용	0.0															
					해역배출	0.0															
		C	17	발 생 량		0.0	0.0	0.0	0.0	0.0	0.0	0.0	0.0	0.0	0.0	0.0	0.0	0.0	0.0	0.0	0.0
				처리방법	매 립	0.0															
					소 각	0.0															
					재 활 용	0.0															
					해역배출	0.0															
		C	20	발 생 량		0.0	0.0	0.0	0.0	0.0	0.0	0.0	0.0	0.0	0.0	0.0	0.0	0.0	0.0	0.0	0.0
				처리방법	매 립	0.0															
					소 각	0.0															
					재 활 용	0.0															
					해역배출	0.0															
		C	23	발 생 량		276.9	0.0	0.0	0.0	0.0	0.0	0.0	0.0	0.0	0.0	0.0	273.8	0.1	0.0	0.0	3.0
				처리방법	매 립	0.0	0.0	0.0	0.0	0.0	0.0	0.0	0.0	0.0	0.0	0.0	0.0	0.0	0.0	0.0	0.0
					소 각	0.0	0.0	0.0	0.0	0.0	0.0	0.0	0.0	0.0	0.0	0.0	0.0	0.0	0.0	0.0	0.0
					재 활 용	276.9	0.0	0.0	0.0	0.0	0.0	0.0	0.0	0.0	0.0	0.0	273.8	0.1	0.0	0.0	3.0
					해역배출	0.0	0.0	0.0	0.0	0.0	0.0	0.0	0.0	0.0	0.0	0.0	0.0	0.0	0.0	0.0	0.0
		E		발 생 량		0.0	0.0	0.0	0.0	0.0	0.0	0.0	0.0	0.0	0.0	0.0	0.0	0.0	0.0	0.0	0.0
				처리방법	매 립	0.0	0.0	0.0	0.0	0.0	0.0	0.0	0.0	0.0	0.0	0.0	0.0	0.0	0.0	0.0	0.0
					소 각	0.0	0.0	0.0	0.0	0.0	0.0	0.0	0.0	0.0	0.0	0.0	0.0	0.0	0.0	0.0	0.0
					재 활 용	0.0	0.0	0.0	0.0	0.0	0.0	0.0	0.0	0.0	0.0	0.0	0.0	0.0	0.0	0.0	0.0
					해역배출	0.0	0.0	0.0	0.0	0.0	0.0	0.0	0.0	0.0	0.0	0.0	0.0	0.0	0.0	0.0	0.0
		O		발 생 량		6.0	0.0	0.0	0.0	0.0	0.0	0.0	0.0	0.0	0.0	0.0	0.0	0.0	0.1	0.0	5.9
				처리방법	매 립	0.0	0.0	0.0	0.0	0.0	0.0	0.0	0.0	0.0	0.0	0.0	0.0	0.0	0.0	0.0	0.0
					소 각	0.0	0.0	0.0	0.0	0.0	0.0	0.0	0.0	0.0	0.0	0.0	0.0	0.0	0.0	0.0	0.0
					재 활 용	6.0	0.0	0.0	0.0	0.0	0.0	0.0	0.0	0.0	0.0	0.0	0.0	0.0	0.1	0.0	5.9
					해역배출	0.0	0.0	0.0	0.0	0.0	0.0	0.0	0.0	0.0	0.0	0.0	0.0	0.0	0.0	0.0	0.0
	김제시	소계		발 생 량		7.6	1.1	0.0	0.2	0.1	1.8	0.0	0.0	0.0	0.1	1.9	0.3	0.1	0.0	2.0	0.0
				처리방법	매 립	1.6	1.1	0.0	0.2	0.1	0.0	0.0	0.0	0.0	0.1	0.0	0.0	0.1	0.0	0.0	0.0
					소 각	0.0	0.0	0.0	0.0	0.0	0.0	0.0	0.0	0.0	0.0	0.0	0.0	0.0	0.0	0.0	0.0
					재 활 용	6.0	0.0	0.0	0.0	0.0	1.8	0.0	0.0	0.0	0.0	1.9	0.3	0.0	0.0	2.0	0.0
					해역배출	0.0	0.0	0.0	0.0	0.0	0.0	0.0	0.0	0.0	0.0	0.0	0.0	0.0	0.0	0.0	0.0
		C	23	발 생 량		7.6	1.1	0.0	0.2	0.1	1.8	0.0	0.0	0.0	0.1	1.9	0.3	0.1	0.0	2.0	0.0
				처리방법	매 립	1.6	1.1	0.0	0.2	0.1	0.0	0.0	0.0	0.0	0.1	0.0	0.0	0.1	0.0	0.0	0.0
					소 각	0.0	0.0	0.0	0.0	0.0	0.0	0.0	0.0	0.0	0.0	0.0	0.0	0.0	0.0	0.0	0.0
					재 활 용	6.0	0.0	0.0	0.0	0.0	1.8	0.0	0.0	0.0	0.0	1.9	0.3	0.0	0.0	2.0	0.0
					해역배출	0.0	0.0	0.0	0.0	0.0	0.0	0.0	0.0	0.0	0.0	0.0	0.0	0.0	0.0	0.0	0.0
	완주군	소계		발 생 량		138.6	8.0	3.5	0.0	0.0	0.0	40.0	0.0	2.4	0.3	1.3	19.8	21.1	36.1	0.0	6.1
				처리방법	매 립	11.4	0.0	0.0	0.0	0.0	0.0	0.0	0.0	0.0	0.0	0.1	0.9	9.7	0.7	0.0	0.0
					소 각	0.1	0.0	0.0	0.0	0.0	0.0	0.0	0.0	0.0	0.1	0.0	0.0	0.0	0.0	0.0	0.0
					재 활 용	121.0	8.0	3.5	0.0	0.0	0.0	40.0	0.0	2.4	0.2	1.2	18.9	11.4	35.4	0.0	0.0
					해역배출	6.1	0.0	0.0	0.0	0.0	0.0	0.0	0.0	0.0	0.0	0.0	0.0	0.0	0.0	0.0	6.1

(단위:톤/일)

지역구분		업종		발생량 및 처리현황		총계	가 연 성													
시도	시군구	대분류	중분류				소계	폐지류	폐목재류	폐합성고분자화합물				유기성오니류				동식물성잔재물	폐식용유	기타
										폐섬유류	폐합성 수지	폐합성 고무	폐피혁	폐수처리오니	공정오니	정수 처리오니	하수 처리오니			
전북	완주군	C	23	발 생 량		271.1	132.5	0.0	11.1	0.1	52.9	0.2	0.0	57.1	6.2	0.0	4.4	0.0	0.0	0.5
				처리방법	매 립	11.5	0.1	0.0	0.0	0.0	0.0	0.0	0.0	0.1	0.0	0.0	0.0	0.0	0.0	0.0
					소 각	12.3	12.2	0.0	0.0	0.0	11.5	0.2	0.0	0.0	0.0	0.0	0.0	0.0	0.0	0.5
					재 활 용	227.3	106.3	0.0	1.6	0.1	41.4	0.0	0.0	57.0	6.2	0.0	0.0	0.0	0.0	0.0
					해역배출	20.0	13.9	0.0	9.5	0.0	0.0	0.0	0.0	0.0	0.0	0.0	4.4	0.0	0.0	0.0
	진안군	소계		발 생 량		24.4	23.3	0.0	18.0	0.0	0.1	0.0	0.0	0.1	0.0	0.0	1.3	1.8	0.0	2.0
				처리방법	매 립	0.0	0.0	0.0	0.0	0.0	0.0	0.0	0.0	0.0	0.0	0.0	0.0	0.0	0.0	0.0
					소 각	0.9	0.9	0.0	0.0	0.0	0.1	0.0	0.0	0.0	0.0	0.0	0.0	0.8	0.0	0.0
					재 활 용	23.5	22.4	0.0	18.0	0.0	0.0	0.0	0.0	0.1	0.0	0.0	1.3	1.0	0.0	2.0
					해역배출	0.0	0.0	0.0	0.0	0.0	0.0	0.0	0.0	0.0	0.0	0.0	0.0	0.0	0.0	0.0
		C	23	발 생 량		24.4	23.3	0.0	18.0	0.0	0.1	0.0	0.0	0.1	0.0	0.0	1.3	1.8	0.0	2.0
				처리방법	매 립	0.0	0.0													
					소 각	0.9	0.9				0.1							0.8		
					재 활 용	23.5	22.4		18.0					0.1			1.3	1.0		2.0
					해역배출	0.0	0.0													
	무주군	소계		발 생 량		5.2	5.2	0.0	0.0	0.0	0.2	0.0	0.0	0.0	0.0	0.0	5.0	0.0	0.0	0.0
				처리방법	매 립	1.1	1.1	0.0	0.0	0.0	0.0	0.0	0.0	0.0	0.0	0.0	1.1	0.0	0.0	0.0
					소 각	0.2	0.2	0.0	0.0	0.0	0.2	0.0	0.0	0.0	0.0	0.0	0.0	0.0	0.0	0.0
					재 활 용	3.9	3.9	0.0	0.0	0.0	0.0	0.0	0.0	0.0	0.0	0.0	3.9	0.0	0.0	0.0
					해역배출	0.0	0.0	0.0	0.0	0.0	0.0	0.0	0.0	0.0	0.0	0.0	0.0	0.0	0.0	0.0
		E		발 생 량		5.2	5.2	0.0	0.0	0.0	0.2	0.0	0.0	0.0	0.0	0.0	5.0	0.0	0.0	0.0
				처리방법	매 립	1.1	1.1										1.1			
					소 각	0.2	0.2				0.2									
					재 활 용	3.9	3.9										3.9			
					해역배출	0.0	0.0													
	장수군	소계		발 생 량		11.1	2.6	0.0	0.0	0.0	0.0	0.0	0.0	0.0	0.0	0.0	0.0	2.4	0.0	0.2
				처리방법	매 립	0.0	0.0	0.0	0.0	0.0	0.0	0.0	0.0	0.0	0.0	0.0	0.0	0.0	0.0	0.0
					소 각	2.6	2.6	0.0	0.0	0.0	0.0	0.0	0.0	0.0	0.0	0.0	0.0	2.4	0.0	0.2
					재 활 용	8.5	0.0	0.0	0.0	0.0	0.0	0.0	0.0	0.0	0.0	0.0	0.0	0.0	0.0	0.0
					해역배출	0.0	0.0	0.0	0.0	0.0	0.0	0.0	0.0	0.0	0.0	0.0	0.0	0.0	0.0	0.0
		C	10	발 생 량		11.1	2.6	0.0	0.0	0.0	0.0	0.0	0.0	0.0	0.0	0.0	0.0	2.4	0.0	0.2
				처리방법	매 립	0.0	0.0													
					소 각	2.6	2.6											2.4		0.2
					재 활 용	8.5	0.0													
					해역배출	0.0	0.0													
	임실군	소계		발 생 량		39.0	28.8	0.0	3.7	0.0	3.4	0.0	0.0	16.5	0.0	0.0	2.1	2.7	0.0	0.4
				처리방법	매 립	0.8	0.0	0.0	0.0	0.0	0.0	0.0	0.0	0.0	0.0	0.0	0.0	0.0	0.0	0.0
					소 각	3.1	3.1	0.0	0.0	0.0	1.8	0.0	0.0	0.0	0.0	0.0	0.0	0.9	0.0	0.4
					재 활 용	32.7	23.3	0.0	3.7	0.0	1.6	0.0	0.0	14.1	0.0	0.0	2.1	1.8	0.0	0.0
					해역배출	2.4	2.4	0.0	0.0	0.0	0.0	0.0	0.0	2.4	0.0	0.0	0.0	0.0	0.0	0.0
		C	10	발 생 량		7.5	7.4	0.0	0.0	0.0	0.9	0.0	0.0	3.8	0.0	0.0	0.0	2.7	0.0	0.0
				처리방법	매 립	0.1	0.0													
					소 각	1.8	1.8				0.9							0.9		
					재 활 용	3.2	3.2							1.4				1.8		
					해역배출	2.4	2.4							2.4						
		C	17	발 생 량		3.6	3.6	0.0	0.0	0.0	1.6	0.0	0.0	2.0	0.0	0.0	0.0	0.0	0.0	0.0
				처리방법	매 립	0.0	0.0													
					소 각	0.0	0.0													
					재 활 용	3.6	3.6				1.6			2.0						
					해역배출	0.0	0.0													
		C	23	발 생 량		3.2	0.0	0.0	0.0	0.0	0.0	0.0	0.0	0.0	0.0	0.0	0.0	0.0	0.0	0.0
				처리방법	매 립	0.1	0.0													
					소 각	0.0	0.0													
					재 활 용	3.1	0.0													
					해역배출	0.0	0.0													

(단위:톤/일)

구분		업종		발생량 및 처리현황	불 연 성															
시도	시군구	대분류	중분류		소계	광재류	연소재	소각재	분진류	폐주물사 모래류	폐금속류	폐석회 석고류	폐촉매	폐흡착재폐흡수재	유리·도자기편류	무기성오니류				기타
																폐수처리오니	공정오니	정수처리오니	하수처리오니	
전북	완주군	C	23	발 생 량	138.6	8.0	3.5	0.0	0.0	0.0	40.0	0.0	2.4	0.3	1.3	19.8	21.1	36.1	0.0	6.1
				처리방법 매 립	11.4	0.0	0.0	0.0	0.0	0.0	0.0	0.0	0.0	0.0	0.1	0.9	9.7	0.7	0.0	0.0
				처리방법 소 각	0.1	0.0	0.0	0.0	0.0	0.0	0.0	0.0	0.0	0.1	0.0	0.0	0.0	0.0	0.0	0.0
				처리방법 재 활 용	121.0	8.0	3.5	0.0	0.0	0.0	40.0	0.0	2.4	0.2	1.2	18.9	11.4	35.4	0.0	0.0
				처리방법 해역배출	6.1	0.0	0.0	0.0	0.0	0.0	0.0	0.0	0.0	0.0	0.0	0.0	0.0	0.0	0.0	6.1
	진안군	소계		발 생 량	1.1	0.0	0.0	0.0	0.0	0.0	0.0	0.0	0.0	0.0	0.0	0.0	0.0	0.0	0.0	1.1
				처리방법 매 립	0.0	0.0	0.0	0.0	0.0	0.0	0.0	0.0	0.0	0.0	0.0	0.0	0.0	0.0	0.0	0.0
				처리방법 소 각	0.0	0.0	0.0	0.0	0.0	0.0	0.0	0.0	0.0	0.0	0.0	0.0	0.0	0.0	0.0	0.0
				처리방법 재 활 용	1.1	0.0	0.0	0.0	0.0	0.0	0.0	0.0	0.0	0.0	0.0	0.0	0.0	0.0	0.0	1.1
				처리방법 해역배출	0.0	0.0	0.0	0.0	0.0	0.0	0.0	0.0	0.0	0.0	0.0	0.0	0.0	0.0	0.0	0.0
		C	23	발 생 량	1.1	0.0	0.0	0.0	0.0	0.0	0.0	0.0	0.0	0.0	0.0	0.0	0.0	0.0	0.0	1.1
				처리방법 매 립	0.0															
				처리방법 소 각	0.0															
				처리방법 재 활 용	1.1															1.1
				처리방법 해역배출	0.0															
	무주군	소계		발 생 량	0.0	0.0	0.0	0.0	0.0	0.0	0.0	0.0	0.0	0.0	0.0	0.0	0.0	0.0	0.0	0.0
				처리방법 매 립	0.0	0.0	0.0	0.0	0.0	0.0	0.0	0.0	0.0	0.0	0.0	0.0	0.0	0.0	0.0	0.0
				처리방법 소 각	0.0	0.0	0.0	0.0	0.0	0.0	0.0	0.0	0.0	0.0	0.0	0.0	0.0	0.0	0.0	0.0
				처리방법 재 활 용	0.0	0.0	0.0	0.0	0.0	0.0	0.0	0.0	0.0	0.0	0.0	0.0	0.0	0.0	0.0	0.0
				처리방법 해역배출	0.0	0.0	0.0	0.0	0.0	0.0	0.0	0.0	0.0	0.0	0.0	0.0	0.0	0.0	0.0	0.0
		E		발 생 량	0.0	0.0	0.0	0.0	0.0	0.0	0.0	0.0	0.0	0.0	0.0	0.0	0.0	0.0	0.0	0.0
				처리방법 매 립	0.0															
				처리방법 소 각	0.0															
				처리방법 재 활 용	0.0															
				처리방법 해역배출	0.0															
	장수군	소계		발 생 량	8.5	0.0	0.0	0.0	0.0	0.0	0.0	0.0	0.0	0.0	0.0	6.8	0.0	0.8	0.9	0.0
				처리방법 매 립	0.0	0.0	0.0	0.0	0.0	0.0	0.0	0.0	0.0	0.0	0.0	0.0	0.0	0.0	0.0	0.0
				처리방법 소 각	0.0	0.0	0.0	0.0	0.0	0.0	0.0	0.0	0.0	0.0	0.0	0.0	0.0	0.0	0.0	0.0
				처리방법 재 활 용	8.5	0.0	0.0	0.0	0.0	0.0	0.0	0.0	0.0	0.0	0.0	6.8	0.0	0.8	0.9	0.0
				처리방법 해역배출	0.0	0.0	0.0	0.0	0.0	0.0	0.0	0.0	0.0	0.0	0.0	0.0	0.0	0.0	0.0	0.0
		C	10	발 생 량	8.5	0.0	0.0	0.0	0.0	0.0	0.0	0.0	0.0	0.0	0.0	6.8	0.0	0.8	0.9	0.0
				처리방법 매 립	0.0															
				처리방법 소 각	0.0															
				처리방법 재 활 용	8.5											6.8		0.8	0.9	
				처리방법 해역배출	0.0															
	임실군	소계		발 생 량	10.2	0.0	0.0	0.0	0.0	0.0	0.0	0.0	0.0	0.1	0.1	1.5	5.3	0.1	1.4	1.7
				처리방법 매 립	0.8	0.0	0.0	0.0	0.0	0.0	0.0	0.0	0.0	0.1	0.1	0.5	0.1	0.0	0.0	0.0
				처리방법 소 각	0.0	0.0	0.0	0.0	0.0	0.0	0.0	0.0	0.0	0.0	0.0	0.0	0.0	0.0	0.0	0.0
				처리방법 재 활 용	9.4	0.0	0.0	0.0	0.0	0.0	0.0	0.0	0.0	0.0	0.0	1.0	5.2	0.1	1.4	1.7
				처리방법 해역배출	0.0	0.0	0.0	0.0	0.0	0.0	0.0	0.0	0.0	0.0	0.0	0.0	0.0	0.0	0.0	0.0
		C	10	발 생 량	0.1	0.0	0.0	0.0	0.0	0.0	0.0	0.0	0.0	0.1	0.0	0.0	0.0	0.0	0.0	0.0
				처리방법 매 립	0.1									0.1						
				처리방법 소 각	0.0															
				처리방법 재 활 용	0.0															
				처리방법 해역배출	0.0															
		C	17	발 생 량	0.0	0.0	0.0	0.0	0.0	0.0	0.0	0.0	0.0	0.0	0.0	0.0	0.0	0.0	0.0	0.0
				처리방법 매 립	0.0															
				처리방법 소 각	0.0															
				처리방법 재 활 용	0.0															
				처리방법 해역배출	0.0															
		C	23	발 생 량	3.2	0.0	0.0	0.0	0.0	0.0	0.0	0.0	0.0	0.0	0.1	1.0	2.1	0.0	0.0	0.0
				처리방법 매 립	0.1										0.1					
				처리방법 소 각	0.0															
				처리방법 재 활 용	3.1											1.0	2.1			
				처리방법 해역배출	0.0															

(단위:톤/일)

지역구분		업종		발생량 및 처리현황		총계	가 연 성													
시도	시군구	대분류	중분류				소계	폐지류	폐목재류	폐합성고분자화합물				유기성오니류				동식물성잔재물	폐식용유	기타
										폐섬유류	폐합성 수지	폐합성 고무	폐피혁	폐수처리오니	공정오니	정수 처리오니	하수 처리오니			
전북	임실군	C	25	발생량		4.0	0.3	0.0	0.1	0.0	0.2	0.0	0.0	0.0	0.0	0.0	0.0	0.0	0.0	0.0
				처리방법	매 립	0.6	0.0													
					소 각	0.2	0.2				0.2									
					재 활 용	3.2	0.1		0.1											
					해역배출	0.0	0.0													
		D		발생량		1.7	0.0	0.0	0.0	0.0	0.0	0.0	0.0	0.0	0.0	0.0	0.0	0.0	0.0	0.0
				처리방법	매 립	0.0	0.0													
					소 각	0.0	0.0													
					재 활 용	1.7	0.0													
					해역배출	0.0	0.0													
		E		발생량		0.3	0.3	0.0	0.0	0.0	0.3	0.0	0.0	0.0	0.0	0.0	0.0	0.0	0.0	0.0
				처리방법	매 립	0.0	0.0													
					소 각	0.3	0.3				0.3									
					재 활 용	0.0	0.0													
					해역배출	0.0	0.0													
		F		발생량		5.3	3.9	0.0	3.6	0.0	0.2	0.0	0.0	0.0	0.0	0.0	0.0	0.0	0.0	0.1
				처리방법	매 립	0.0	0.0													
					소 각	0.3	0.3				0.2									0.1
					재 활 용	5.0	3.6		3.6											
					해역배출	0.0	0.0													
		I		발생량		0.1	0.1	0.0	0.0	0.0	0.1	0.0	0.0	0.0	0.0	0.0	0.0	0.0	0.0	0.0
				처리방법	매 립	0.0	0.0													
					소 각	0.1	0.1				0.1									
					재 활 용	0.0	0.0													
					해역배출	0.0	0.0													
		O		발생량		13.3	13.2	0.0	0.0	0.0	0.1	0.0	0.0	10.7	0.0	0.0	2.1	0.0	0.0	0.3
				처리방법	매 립	0.0	0.0													
					소 각	0.4	0.4				0.1									0.3
					재 활 용	12.9	12.8							10.7			2.1			
					해역배출	0.0	0.0													
	순창군	소계		발생량		23.7	17.3	0.0	0.5	0.0	0.7	0.0	0.0	12.1	1.9	0.3	1.7	0.0	0.0	0.1
				처리방법	매 립	0.1	0.1	0.0	0.0	0.0	0.0	0.0	0.0	0.0	0.0	0.0	0.0	0.0	0.0	0.1
					소 각	0.5	0.5	0.0	0.1	0.0	0.1	0.0	0.0	0.0	0.0	0.3	0.0	0.0	0.0	0.0
					재 활 용	14.2	7.8	0.0	0.4	0.0	0.6	0.0	0.0	5.1	0.0	0.0	1.7	0.0	0.0	0.0
					해역배출	8.9	8.9	0.0	0.0	0.0	0.0	0.0	0.0	7.0	1.9	0.0	0.0	0.0	0.0	0.0
		C	10	발생량		23.7	17.3	0.0	0.5	0.0	0.7	0.0	0.0	12.1	1.9	0.3	1.7	0.0	0.0	0.1
				처리방법	매 립	0.1	0.1													0.1
					소 각	0.5	0.5		0.1		0.1					0.3				
					재 활 용	14.2	7.8		0.4		0.6			5.1			1.7			
					해역배출	8.9	8.9							7.0	1.9					
	고창군	소계		발생량		13.0	12.8	0.0	3.1	0.0	4.2	0.0	0.0	1.5	0.0	0.0	0.0	3.5	0.0	0.5
				처리방법	매 립	0.2	0.1	0.0	0.0	0.0	0.0	0.0	0.0	0.0	0.0	0.0	0.0	0.0	0.0	0.1
					소 각	4.5	4.5	0.0	0.1	0.0	4.0	0.0	0.0	0.0	0.0	0.0	0.0	0.0	0.0	0.4
					재 활 용	8.3	8.2	0.0	3.0	0.0	0.2	0.0	0.0	1.5	0.0	0.0	0.0	3.5	0.0	0.0
					해역배출	0.0	0.0	0.0	0.0	0.0	0.0	0.0	0.0	0.0	0.0	0.0	0.0	0.0	0.0	0.0
		E		발생량		3.8	3.8	0.0	0.0	0.0	3.4	0.0	0.0	0.0	0.0	0.0	0.0	0.0	0.0	0.4
				처리방법	매 립	0.0	0.0													
					소 각	3.8	3.8				3.4									0.4
					재 활 용	0.0	0.0													
					해역배출	0.0	0.0													
		A		발생량		2.7	2.7	0.0	0.0	0.0	0.1	0.0	0.0	0.0	0.0	0.0	0.0	2.6	0.0	0.0
				처리방법	매 립	0.0	0.0													
					소 각	0.0	0.0													
					재 활 용	2.7	2.7				0.1							2.6		
					해역배출	0.0	0.0													

(단위:톤/일)

구분		업종		발생량 및 처리현황		불 연 성															
시도	시군구	대분류	중분류			소계	광재류	연소재	소각재	분진류	폐주물사 모래류	폐금속류	폐석회 석고류	폐촉매	폐흡착재폐흡수재	유리·도자기편류	무기성오니류				기타
																	폐수처리오니	공정오니	정수처리오니	하수처리오니	
전북	임실군	C	25	발 생 량		3.7	0.0	0.0	0.0	0.0	0.0	0.0	0.0	0.0	0.0	0.0	0.5	3.2	0.0	0.0	0.0
				처리방법	매 립	0.6											0.5	0.1			
					소 각	0.0															
					재 활 용	3.1												3.1			
					해역배출	0.0															
		D		발 생 량		1.7	0.0	0.0	0.0	0.0	0.0	0.0	0.0	0.0	0.0	0.0	0.0	0.0	0.0	0.0	1.7
				처리방법	매 립	0.0															
					소 각	0.0															
					재 활 용	1.7															1.7
					해역배출	0.0															
		E		발 생 량		0.0	0.0	0.0	0.0	0.0	0.0	0.0	0.0	0.0	0.0	0.0	0.0	0.0	0.0	0.0	0.0
				처리방법	매 립	0.0															
					소 각	0.0															
					재 활 용	0.0															
					해역배출	0.0															
		F		발 생 량		1.4	0.0	0.0	0.0	0.0	0.0	0.0	0.0	0.0	0.0	0.0	0.0	0.0	0.0	1.4	0.0
				처리방법	매 립	0.0															
					소 각	0.0															
					재 활 용	1.4														1.4	
					해역배출	0.0															
		I		발 생 량		0.0	0.0	0.0	0.0	0.0	0.0	0.0	0.0	0.0	0.0	0.0	0.0	0.0	0.0	0.0	0.0
				처리방법	매 립	0.0															
					소 각	0.0															
					재 활 용	0.0															
					해역배출	0.0															
		O		발 생 량		0.1	0.0	0.0	0.0	0.0	0.0	0.0	0.0	0.0	0.0	0.0	0.0	0.0	0.1	0.0	0.0
				처리방법	매 립	0.0															
					소 각	0.0															
					재 활 용	0.1													0.1		
					해역배출	0.0															
	순창군	소계		발 생 량		6.4	0.0	0.0	0.0	0.0	0.0	0.0	5.3	0.0	0.0	0.0	0.0	0.0	0.0	1.1	0.0
				처리방법	매 립	0.0	0.0	0.0	0.0	0.0	0.0	0.0	0.0	0.0	0.0	0.0	0.0	0.0	0.0	0.0	0.0
					소 각	0.0	0.0	0.0	0.0	0.0	0.0	0.0	0.0	0.0	0.0	0.0	0.0	0.0	0.0	0.0	0.0
					재 활 용	6.4	0.0	0.0	0.0	0.0	0.0	0.0	5.3	0.0	0.0	0.0	0.0	0.0	0.0	1.1	0.0
					해역배출	0.0	0.0	0.0	0.0	0.0	0.0	0.0	0.0	0.0	0.0	0.0	0.0	0.0	0.0	0.0	0.0
		C	10	발 생 량		6.4	0.0	0.0	0.0	0.0	0.0	0.0	5.3	0.0	0.0	0.0	0.0	0.0	0.0	1.1	0.0
				처리방법	매 립	0.0															
					소 각	0.0															
					재 활 용	6.4							5.3							1.1	
					해역배출	0.0															
	고창군	소계		발 생 량		0.2	0.0	0.0	0.0	0.0	0.0	0.0	0.0	0.0	0.0	0.0	0.0	0.2	0.0	0.0	0.0
				처리방법	매 립	0.1	0.0	0.0	0.0	0.0	0.0	0.0	0.0	0.0	0.0	0.0	0.0	0.1	0.0	0.0	0.0
					소 각	0.0	0.0	0.0	0.0	0.0	0.0	0.0	0.0	0.0	0.0	0.0	0.0	0.0	0.0	0.0	0.0
					재 활 용	0.1	0.0	0.0	0.0	0.0	0.0	0.0	0.0	0.0	0.0	0.0	0.0	0.1	0.0	0.0	0.0
					해역배출	0.0	0.0	0.0	0.0	0.0	0.0	0.0	0.0	0.0	0.0	0.0	0.0	0.0	0.0	0.0	0.0
		E		발 생 량		0.0	0.0	0.0	0.0	0.0	0.0	0.0	0.0	0.0	0.0	0.0	0.0	0.0	0.0	0.0	0.0
				처리방법	매 립	0.0															
					소 각	0.0															
					재 활 용	0.0															
					해역배출	0.0															
		A		발 생 량		0.0	0.0	0.0	0.0	0.0	0.0	0.0	0.0	0.0	0.0	0.0	0.0	0.0	0.0	0.0	0.0
				처리방법	매 립	0.0															
					소 각	0.0															
					재 활 용	0.0															
					해역배출	0.0															

(단위:톤/일)

지역구분		업종		발생량 및 처리현황		총계	가 연 성													
시도	시군구	대분류	중분류				소계	폐지류	폐목재류	폐합성고분자화합물				유기성오니류				동식물성잔재물	폐식용유	기타
										폐섬유류	폐합성 수지	폐합성 고무	폐피혁	폐수처리오니	공정오니	정수 처리오니	하수 처리오니			
전북	고창군	F		발생량		3.2	3.2	0.0	3.1	0.0	0.0	0.0	0.0	0.0	0.0	0.0	0.0	0.0	0.0	0.1
				처리방법	매 립	0.1	0.1													0.1
					소 각	0.1	0.1		0.1											
					재 활 용	3.0	3.0		3.0											
					해역배출	0.0	0.0													
		C	30	발생량		0.3	0.1	0.0	0.0	0.0	0.1	0.0	0.0	0.0	0.0	0.0	0.0	0.0	0.0	0.0
				처리방법	매 립	0.1	0.0													
					소 각	0.1	0.1				0.1									
					재 활 용	0.1	0.0													
					해역배출	0.0	0.0													
		C	10	발생량		2.4	2.4	0.0	0.0	0.0	0.5	0.0	0.0	1.5	0.0	0.0	0.0	0.4	0.0	0.0
				처리방법	매 립	0.0	0.0													
					소 각	0.4	0.4				0.4									
					재 활 용	2.0	2.0				0.1			1.5				0.4		
					해역배출	0.0	0.0													
		D		발생량		0.1	0.1	0.0	0.0	0.0	0.1	0.0	0.0	0.0	0.0	0.0	0.0	0.0	0.0	0.0
				처리방법	매 립	0.0	0.0													
					소 각	0.1	0.1				0.1									
					재 활 용	0.0	0.0													
					해역배출	0.0	0.0													
		R		발생량		0.5	0.5	0.0	0.0	0.0	0.0	0.0	0.0	0.0	0.0	0.0	0.0	0.5	0.0	0.0
				처리방법	매 립	0.0	0.0													
					소 각	0.0	0.0													
					재 활 용	0.5	0.5											0.5		
					해역배출	0.0	0.0													
	부안군	소계		발생량		12.8	8.4	0.0	0.5	0.0	2.3	0.0	0.0	1.2	0.0	1.5	1.7	0.0	0.0	1.2
				처리방법	매 립	0.2	0.0	0.0	0.0	0.0	0.0	0.0	0.0	0.0	0.0	0.0	0.0	0.0	0.0	0.0
					소 각	2.4	2.4	0.0	0.0	0.0	0.7	0.0	0.0	0.0	0.0	0.0	1.7	0.0	0.0	0.0
					재 활 용	10.2	6.0	0.0	0.5	0.0	1.6	0.0	0.0	1.2	0.0	1.5	0.0	0.0	0.0	1.2
					해역배출	0.0	0.0	0.0	0.0	0.0	0.0	0.0	0.0	0.0	0.0	0.0	0.0	0.0	0.0	0.0
		C	10	발생량		12.8	8.4	0.0	0.5	0.0	2.3	0.0	0.0	1.2	0.0	1.5	1.7	0.0	0.0	1.2
				처리방법	매 립	0.2	0.0													
					소 각	2.4	2.4				0.7						1.7			
					재 활 용	10.2	6.0		0.5		1.6			1.2		1.5				1.2
					해역배출	0.0	0.0													
전남	합계			발생량		21,850.7	1,359.2	6.0	104.1	33.0	349.4	34.1	0.2	281.1	250.3	0.2	125.7	147.5	15.4	12.2
				처리방법	매 립	620.3	64.4	0.0	0.1	0.5	5.5	0.0	0.2	19.9	16.8	0.2	11.8	3.9	0.0	5.5
					소 각	474.0	435.6	1.2	1.8	8.5	92.2	2.0	0.0	116.9	203.3	0.0	7.1	0.0	0.0	2.6
					재 활 용	20,672.7	775.9	4.8	102.2	24.0	251.7	32.1	0.0	67.8	27.0	0.0	103.2	143.6	15.4	4.1
					해역배출	83.7	83.3	0.0	0.0	0.0	0.0	0.0	0.0	76.5	3.2	0.0	3.6	0.0	0.0	0.0
	목포시	소계		발생량		114.5	99.5	0.0	0.3	0.0	1.4	0.0	0.0	0.0	4.5	0.0	60.0	33.1	0.2	0.0
				처리방법	매 립	4.6	0.1	0.0	0.0	0.0	0.0	0.0	0.0	0.0	0.0	0.0	0.1	0.0	0.0	0.0
					소 각	1.4	1.4	0.0	0.0	0.0	1.4	0.0	0.0	0.0	0.0	0.0	0.0	0.0	0.0	0.0
					재 활 용	105.3	94.8	0.0	0.3	0.0	0.0	0.0	0.0	0.0	1.3	0.0	59.9	33.1	0.2	0.0
					해역배출	3.2	3.2	0.0	0.0	0.0	0.0	0.0	0.0	0.0	3.2	0.0	0.0	0.0	0.0	0.0
		C	10	발생량		37.9	37.9	0.0	0.0	0.0	0.1	0.0	0.0	0.0	4.5	0.0	0.0	33.1	0.2	0.0
				처리방법	매 립	0.0	0.0													
					소 각	0.1	0.1				0.1									
					재 활 용	34.6	34.6								1.3			33.1	0.2	
					해역배출	3.2	3.2								3.2					
		C	25	발생량		3.4	1.3	0.0	0.0	0.0	1.3	0.0	0.0	0.0	0.0	0.0	0.0	0.0	0.0	0.0
				처리방법	매 립	2.0	0.0													
					소 각	1.3	1.3				1.3									
					재 활 용	0.1	0.0													
					해역배출	0.0	0.0													

(단위:톤/일)

구분		업종		발생량 및 처리현황	불 연 성															
시도	시군구	대분류	중분류		소계	광재류	연소재	소각재	분진류	폐주물사 모래류	폐금속류	폐석회 석고류	폐촉매	폐흡착재폐흡수재	유리·도자기편류	무기성오니류				기타
																폐수처리오니	공정오니	정수처리오니	하수처리오니	
전북	고창군	F		발 생 량	0.0	0.0	0.0	0.0	0.0	0.0	0.0	0.0	0.0	0.0	0.0	0.0	0.0	0.0	0.0	0.0
				처리방법 매 립	0.0															
				처리방법 소 각	0.0															
				처리방법 재 활 용	0.0															
				처리방법 해역배출	0.0															
		C	30	발 생 량	0.2	0.0	0.0	0.0	0.0	0.0	0.0	0.0	0.0	0.0	0.0	0.0	0.2	0.0	0.0	0.0
				처리방법 매 립	0.1												0.1			
				처리방법 소 각	0.0															
				처리방법 재 활 용	0.1												0.1			
				처리방법 해역배출	0.0															
		C	10	발 생 량	0.0	0.0	0.0	0.0	0.0	0.0	0.0	0.0	0.0	0.0	0.0	0.0	0.0	0.0	0.0	0.0
				처리방법 매 립	0.0															
				처리방법 소 각	0.0															
				처리방법 재 활 용	0.0															
				처리방법 해역배출	0.0															
		D		발 생 량	0.0	0.0	0.0	0.0	0.0	0.0	0.0	0.0	0.0	0.0	0.0	0.0	0.0	0.0	0.0	0.0
				처리방법 매 립	0.0															
				처리방법 소 각	0.0															
				처리방법 재 활 용	0.0															
				처리방법 해역배출	0.0															
		R		발 생 량	0.0	0.0	0.0	0.0	0.0	0.0	0.0	0.0	0.0	0.0	0.0	0.0	0.0	0.0	0.0	0.0
				처리방법 매 립	0.0															
				처리방법 소 각	0.0															
				처리방법 재 활 용	0.0															
				처리방법 해역배출	0.0															
	부안군	소계		발 생 량	4.4	0.0	0.0	0.1	0.1	0.0	0.0	0.0	0.0	0.0	0.0	0.0	0.0	0.0	0.0	4.2
				처리방법 매 립	0.2	0.0	0.0	0.1	0.1	0.0	0.0	0.0	0.0	0.0	0.0	0.0	0.0	0.0	0.0	0.0
				처리방법 소 각	0.0	0.0	0.0	0.0	0.0	0.0	0.0	0.0	0.0	0.0	0.0	0.0	0.0	0.0	0.0	0.0
				처리방법 재 활 용	4.2	0.0	0.0	0.0	0.0	0.0	0.0	0.0	0.0	0.0	0.0	0.0	0.0	0.0	0.0	4.2
				처리방법 해역배출	0.0	0.0	0.0	0.0	0.0	0.0	0.0	0.0	0.0	0.0	0.0	0.0	0.0	0.0	0.0	0.0
		C	10	발 생 량	4.4	0.0	0.0	0.1	0.1	0.0	0.0	0.0	0.0	0.0	0.0	0.0	0.0	0.0	0.0	4.2
				처리방법 매 립	0.2			0.1	0.1											
				처리방법 소 각	0.0															
				처리방법 재 활 용	4.2															4.2
				처리방법 해역배출	0.0															
전남	합계			발 생 량	20,491.5	282.0	1,137.1	193.9	2,109.3	41.2	1,281.5	344.4	54.7	28.6	448.8	216.0	2,360.1	8.3	21.4	11,964.2
				처리방법 매 립	555.9	247.7	-21.5	137.9	36.8	24.6	2.3	-140.2	11.3	25.8	1.8	94.9	32.9	6.5	3.0	92.1
				처리방법 소 각	38.4	0.0	0.0	0.0	0.0	0.0	0.0	0.0	0.3	0.0	0.0	36.9	0.0	0.0	0.0	1.2
				처리방법 재 활 용	19,896.8	34.3	1,158.6	56.0	2,072.5	16.6	1,279.2	484.6	43.1	2.8	447.0	83.8	2,327.2	1.8	18.4	11,870.9
				처리방법 해역배출	0.4	0.0	0.0	0.0	0.0	0.0	0.0	0.0	0.0	0.0	0.0	0.4	0.0	0.0	0.0	0.0
	목포시	소계		발 생 량	15.0	0.0	0.0	0.0	0.0	1.5	0.0	0.6	0.0	0.0	0.4	0.0	1.1	0.0	10.2	1.2
				처리방법 매 립	4.5	0.0	0.0	0.0	0.0	1.5	0.0	0.0	0.0	0.0	0.0	0.0	1.1	0.0	1.9	0.0
				처리방법 소 각	0.0	0.0	0.0	0.0	0.0	0.0	0.0	0.0	0.0	0.0	0.0	0.0	0.0	0.0	0.0	0.0
				처리방법 재 활 용	10.5	0.0	0.0	0.0	0.0	0.0	0.0	0.6	0.0	0.0	0.4	0.0	0.0	0.0	8.3	1.2
				처리방법 해역배출	0.0	0.0	0.0	0.0	0.0	0.0	0.0	0.0	0.0	0.0	0.0	0.0	0.0	0.0	0.0	0.0
		C	10	발 생 량	0.0	0.0	0.0	0.0	0.0	0.0	0.0	0.0	0.0	0.0	0.0	0.0	0.0	0.0	0.0	0.0
				처리방법 매 립	0.0															
				처리방법 소 각	0.0															
				처리방법 재 활 용	0.0															
				처리방법 해역배출	0.0															
		C	25	발 생 량	2.1	0.0	0.0	0.0	0.0	1.5	0.0	0.0	0.0	0.0	0.1	0.0	0.5	0.0	0.0	0.0
				처리방법 매 립	2.0					1.5							0.5			
				처리방법 소 각	0.0															
				처리방법 재 활 용	0.1										0.1					
				처리방법 해역배출	0.0															

(단위:톤/일)

지역구분		업종		발생량 및 처리현황		총계	가 연 성														
시도	시군구	대분류	중분류				소계	폐지류	폐목재류	폐합성고분자화합물				유기성오니류				동식물성잔재물	폐식용유	기타
										폐섬유류	폐합성 수지	폐합성 고무	폐피혁	폐수처리오니	공정오니	정수 처리오니	하수 처리오니			
전남	목포시	C	33	발 생 량		2.7	0.0	0.0	0.0	0.0	0.0	0.0	0.0	0.0	0.0	0.0	0.0	0.0	0.0	0.0
				처리방법	매 립	0.6	0.0													
					소 각	0.0	0.0													
					재 활 용	2.1	0.0													
					해역배출	0.0	0.0													
		F		발 생 량		0.3	0.3	0.0	0.3	0.0	0.0	0.0	0.0	0.0	0.0	0.0	0.0	0.0	0.0	0.0
				처리방법	매 립	0.0	0.0													
					소 각	0.0	0.0													
					재 활 용	0.3	0.3		0.3											
					해역배출	0.0	0.0													
		O		발 생 량		70.2	60.0	0.0	0.0	0.0	0.0	0.0	0.0	0.0	0.0	0.0	60.0	0.0	0.0	0.0
				처리방법	매 립	2.0	0.1										0.1			
					소 각	0.0	0.0													
					재 활 용	68.2	59.9										59.9			
					해역배출	0.0	0.0													
	여수시	소계		발 생 량		2,315.9	437.2	0.0	16.4	0.1	173.7	1.9	0.0	157.9	52.4	0.0	4.0	23.5	0.0	7.3
				처리방법	매 립	104.9	40.6	0.0	0.0	0.1	5.3	0.0	0.0	10.1	15.7	0.0	0.1	3.9	0.0	5.4
					소 각	85.8	85.0	0.0	0.8	0.0	28.7	1.0	0.0	36.4	16.8	0.0	0.2	0.0	0.0	1.1
					재 활 용	2,055.6	242.0	0.0	15.6	0.0	139.7	0.9	0.0	41.8	19.9	0.0	3.7	19.6	0.0	0.8
					해역배출	69.6	69.6	0.0	0.0	0.0	0.0	0.0	0.0	69.6	0.0	0.0	0.0	0.0	0.0	0.0
		C	10	발 생 량		19.4	19.4	0.0	0.0	0.0	0.1	0.0	0.0	0.0	0.0	0.0	0.0	19.2	0.0	0.1
				처리방법	매 립	3.7	3.7											3.6		0.1
					소 각	0.1	0.1				0.1									
					재 활 용	15.6	15.6											15.6		
					해역배출	0.0	0.0													
		C	19	발 생 량		40.5	1.7	0.0	0.0	0.0	1.7	0.0	0.0	0.0	0.0	0.0	0.0	0.0	0.0	0.0
				처리방법	매 립	17.9	0.0													
					소 각	0.0	0.0													
					재 활 용	22.6	1.7				1.7									
					해역배출	0.0	0.0													
		C	20	발 생 량		311.3	139.0	0.0	3.6	0.0	37.4	0.0	0.0	42.8	51.9	0.0	0.0	0.0	0.0	3.3
				처리방법	매 립	119.7	18.7							0.3	15.4					3.0
					소 각	54.0	53.2		0.1		8.9			27.6	16.6					
					재 활 용	122.7	52.2		3.5		28.5				19.9					0.3
					해역배출	14.9	14.9							14.9						
		C	22	발 생 량		223.8	123.5	0.0	7.2	0.0	62.4	1.7	0.0	51.2	0.0	0.0	0.0	0.0	0.0	1.0
				처리방법	매 립	29.5	15.9				5.3			9.8						0.8
					소 각	16.7	16.7		0.1		15.5	0.9		0.1						0.1
					재 활 용	177.6	90.9		7.1		41.6	0.8		41.3						0.1
					해역배출	0.0	0.0													
		C	23	발 생 량		19.5	0.5	0.0	0.1	0.0	0.4	0.0	0.0	0.0	0.0	0.0	0.0	0.0	0.0	0.0
				처리방법	매 립	6.9	0.0													
					소 각	0.2	0.2				0.2									
					재 활 용	12.4	0.3		0.1		0.2									
					해역배출	0.0	0.0													
		C	25	발 생 량		0.1	0.0	0.0	0.0	0.0	0.0	0.0	0.0	0.0	0.0	0.0	0.0	0.0	0.0	0.0
				처리방법	매 립	0.1	0.0													
					소 각	0.0	0.0													
					재 활 용	0.0	0.0													
					해역배출	0.0	0.0													
		C	33	발 생 량		391.5	11.1	0.0	1.2	0.1	1.3	0.0	0.0	8.0	0.1	0.0	0.0	0.1	0.0	0.3
				처리방법	매 립	-105.0	0.5			0.1					0.1			0.1		0.2
					소 각	3.6	3.6				0.7			2.9						
					재 활 용	487.8	1.9		1.2		0.6									0.1
					해역배출	5.1	5.1							5.1						

(단위:톤/일)

구분		업종		발생량 및 처리현황	불 연 성															
시도	시군구	대분류	중분류		소계	광재류	연소재	소각재	분진류	폐주물사 모래류	폐금속류	폐석회 석고류	폐촉매	폐흡착재폐흡수재	유리·도자기편류	무기성오니류				기타
																폐수처리오니	공정오니	정수처리오니	하수처리오니	
전남	목포시	C	33	발 생 량	2.7	0.0	0.0	0.0	0.0	0.0	0.0	0.6	0.0	0.0	0.3	0.0	0.6	0.0	0.0	1.2
				처리방법 매 립	0.6												0.6			
				처리방법 소 각	0.0															
				처리방법 재 활 용	2.1							0.6			0.3					1.2
				처리방법 해역배출	0.0															
		F		발 생 량	0.0	0.0	0.0	0.0	0.0	0.0	0.0	0.0	0.0	0.0	0.0	0.0	0.0	0.0	0.0	0.0
				처리방법 매 립	0.0															
				처리방법 소 각	0.0															
				처리방법 재 활 용	0.0															
				처리방법 해역배출	0.0															
		O		발 생 량	10.2	0.0	0.0	0.0	0.0	0.0	0.0	0.0	0.0	0.0	0.0	0.0	0.0	0.0	10.2	0.0
				처리방법 매 립	1.9														1.9	
				처리방법 소 각	0.0															
				처리방법 재 활 용	8.3														8.3	
				처리방법 해역배출	0.0															
	여수시	소계		발 생 량	1,878.7	21.6	1,137.1	39.8	31.4	8.3	0.3	342.7	54.0	16.6	1.0	125.5	25.4	5.1	0.9	69.0
				처리방법 매 립	64.3	9.5	-21.5	39.8	11.4	7.7	0.3	-141.3	11.2	13.9	0.8	57.2	24.6	5.1	0.9	44.7
				처리방법 소 각	0.8	0.0	0.0	0.0	0.0	0.0	0.0	0.0	0.3	0.0	0.0	0.5	0.0	0.0	0.0	0.0
				처리방법 재 활 용	1,813.6	12.1	1,158.6	0.0	20.0	0.6	0.0	484.0	42.5	2.7	0.2	67.8	0.8	0.0	0.0	24.3
				처리방법 해역배출	0.0	0.0	0.0	0.0	0.0	0.0	0.0	0.0	0.0	0.0	0.0	0.0	0.0	0.0	0.0	0.0
		C	10	발 생 량	0.0	0.0	0.0	0.0	0.0	0.0	0.0	0.0	0.0	0.0	0.0	0.0	0.0	0.0	0.0	0.0
				처리방법 매 립	0.0															
				처리방법 소 각	0.0															
				처리방법 재 활 용	0.0															
				처리방법 해역배출	0.0															
		C	19	발 생 량	38.8	0.1	0.0	0.0	4.6	3.0	0.0	0.0	22.9	6.2	0.0	0.0	0.3	1.7	0.0	0.0
				처리방법 매 립	17.9	0.1			4.6	3.0			2.4	5.8			0.3	1.7		
				처리방법 소 각	0.0															
				처리방법 재 활 용	20.9								20.5	0.4						
				처리방법 해역배출	0.0															
		C	20	발 생 량	172.3	0.1	40.7	0.1	5.4	3.2	0.1	0.6	30.5	8.2	0.3	42.2	24.2	0.0	0.0	16.7
				처리방법 매 립	101.0	0.1	6.0	0.1	5.3	3.2	0.1	0.6	8.4	6.6	0.3	41.7	23.4			5.2
				처리방법 소 각	0.8								0.3			0.5	0.0			
				처리방법 재 활 용	70.5		34.7		0.1				21.8	1.6			0.8			11.5
				처리방법 해역배출	0.0															
		C	22	발 생 량	100.3	0.0	32.9	0.0	20.7	0.0	0.0	0.1	0.1	0.9	0.4	34.3	0.1	0.0	0.0	10.8
				처리방법 매 립	13.6				0.8			0.1		0.7	0.4	5.7	0.1			5.8
				처리방법 소 각	0.0															
				처리방법 재 활 용	86.7		32.9		19.9				0.1	0.2		28.6				5.0
				처리방법 해역배출	0.0															
		C	23	발 생 량	19.0	12.1	0.0	0.0	0.0	0.0	0.0	0.1	0.0	0.0	0.0	6.8	0.0	0.0	0.0	0.0
				처리방법 매 립	6.9							0.1				6.8				
				처리방법 소 각	0.0															
				처리방법 재 활 용	12.1	12.1														
				처리방법 해역배출	0.0															
		C	25	발 생 량	0.1	0.0	0.0	0.0	0.0	0.1	0.0	0.0	0.0	0.0	0.0	0.0	0.0	0.0	0.0	0.0
				처리방법 매 립	0.1					0.1										
				처리방법 소 각	0.0															
				처리방법 재 활 용	0.0															
				처리방법 해역배출	0.0															
		C	33	발 생 량	380.4	9.3	0.0	0.1	0.1	0.0	0.1	341.6	0.2	0.3	0.2	1.9	0.0	0.0	0.0	26.6
				처리방법 매 립	-105.5	9.3		0.1	0.1		0.1	-142.4	0.1	0.2	0.1	1.9				25.0
				처리방법 소 각	0.0															
				처리방법 재 활 용	485.9							484.0	0.1	0.1	0.1					1.6
				처리방법 해역배출	0.0															

(단위:톤/일)

지역구분		업종		발생량 및 처리현황		총계	가 연 성														
시도	시군구	대분류	중분류				소계	폐지류	폐목재류	폐합성고분자화합물				유기성오니류				동식물성잔재물	폐식용유	기타
										폐섬유류	폐합성 수지	폐합성 고무	폐피혁	폐수처리오니	공정오니	정수 처리오니	하수 처리오니			
전남	여수시	D		발 생 량		1,123.0	1.8	0.0	0.5	0.0	0.5	0.2	0.0	0.0	0.4	0.0	0.0	0.0	0.0	0.2
				처리방법	매 립	-13.9	0.4								0.2					0.2
					소 각	0.8	0.8		0.1		0.4	0.1			0.2					
					재 활 용	1,136.1	0.6		0.4		0.1	0.1								
					해역배출	0.0	0.0													
		E		발 생 량		67.3	25.9	0.0	0.6	0.0	4.2	0.0	0.0	20.9	0.0	0.0	0.0	0.0	0.0	0.2
				처리방법	매 립	41.4	0.1													0.1
					소 각	2.8	2.8		0.4		1.8			0.6						
					재 활 용	2.8	2.7		0.2		2.4									0.1
					해역배출	20.3	20.3							20.3						
		F		발 생 량		28.8	28.6	0.0	2.9	0.0	0.1	0.0	0.0	25.6	0.0	0.0	0.0	0.0	0.0	0.0
				처리방법	매 립	0.2	0.0													
					소 각	0.5	0.5				0.1			0.4						
					재 활 용	2.9	2.9		2.9											
					해역배출	25.2	25.2							25.2						
		G		발 생 량		65.4	65.2	0.0	0.0	0.0	64.7	0.0	0.0	0.0	0.0	0.0	0.0	0.3	0.0	0.2
				처리방법	매 립	0.4	0.2											0.2		
					소 각	0.5	0.5				0.5									
					재 활 용	64.5	64.5				64.2							0.1		0.2
					해역배출	0.0	0.0													
		N		발 생 량		7.0	5.2	0.0	0.2	0.0	0.1	0.0	0.0	4.8	0.0	0.0	0.0	0.0	0.0	0.1
				처리방법	매 립	0.5	0.0													
					소 각	5.1	5.1		0.1		0.1			4.8						0.1
					재 활 용	1.4	0.1		0.1											
					해역배출	0.0	0.0													
		S		발 생 량		18.3	15.3	0.0	0.1	0.0	0.8	0.0	0.0	4.6	0.0	0.0	4.0	3.9	0.0	1.9
				처리방법	매 립	3.5	1.1										0.1			1.0
					소 각	1.5	1.5				0.4						0.2			0.9
					재 활 용	9.2	8.6		0.1		0.4			0.5			3.7	3.9		
					해역배출	4.1	4.1							4.1						
	순천시	소계		발 생 량		114.2	60.3	4.8	0.1	32.1	0.1	0.0	0.2	0.0	0.5	0.0	7.3	0.0	15.2	0.0
				처리방법	매 립	45.1	0.3	0.0	0.1	0.0	0.0	0.0	0.2	0.0	0.0	0.0	0.0	0.0	0.0	0.0
					소 각	8.3	8.3	0.0	0.0	8.3	0.0	0.0	0.0	0.0	0.0	0.0	0.0	0.0	0.0	0.0
					재 활 용	57.2	48.1	4.8	0.0	23.8	0.1	0.0	0.0	0.0	0.5	0.0	3.7	0.0	15.2	0.0
					해역배출	3.6	3.6	0.0	0.0	0.0	0.0	0.0	0.0	0.0	0.0	0.0	3.6	0.0	0.0	0.0
		C	33	발 생 량		114.2	60.3	4.8	0.1	32.1	0.1	0.0	0.2	0.0	0.5	0.0	7.3	0.0	15.2	0.0
				처리방법	매 립	45.1	0.3		0.1				0.2							
					소 각	8.3	8.3	0.0		8.3	0.0									
					재 활 용	57.2	48.1	4.8		23.8	0.1		0.0		0.5		3.7		15.2	
					해역배출	3.6	3.6										3.6			
	나주시	소계		발 생 량		100.9	89.7	1.1	19.1	0.0	14.4	0.4	0.0	14.3	0.0	0.0	4.8	33.8	0.0	1.8
				처리방법	매 립	3.9	0.0	0.0	0.0	0.0	0.0	0.0	0.0	0.0	0.0	0.0	0.0	0.0	0.0	0.0
					소 각	11.5	11.5	1.1	0.0	0.0	10.4	0.0	0.0	0.0	0.0	0.0	0.0	0.0	0.0	0.0
					재 활 용	82.3	75.0	0.0	19.1	0.0	4.0	0.4	0.0	11.1	0.0	0.0	4.8	33.8	0.0	1.8
					해역배출	3.2	3.2	0.0	0.0	0.0	0.0	0.0	0.0	3.2	0.0	0.0	0.0	0.0	0.0	0.0
		O		발 생 량		4.8	4.8	0.0	0.0	0.0	0.0	0.0	0.0	0.0	0.0	0.0	4.8	0.0	0.0	0.0
				처리방법	매 립	0.0	0.0													
					소 각	0.0	0.0													
					재 활 용	4.8	4.8										4.8			
					해역배출	0.0	0.0													
		P		발 생 량		0.8	0.8	0.7	0.0	0.0	0.0	0.0	0.0	0.0	0.0	0.0	0.0	0.0	0.0	0.1
				처리방법	매 립	0.0	0.0													
					소 각	0.7	0.7	0.7												
					재 활 용	0.1	0.1													0.1
					해역배출	0.0	0.0													

(단위:톤/일)

구분		업종		발생량 및 처리현황	불 연 성															
시도	시군구	대분류	중분류		소계	광재류	연소재	소각재	분진류	폐주물사 모래류	폐금속류	폐석회 석고류	폐촉매	폐흡착재폐흡수재	유리·도자기편류	무기성오니류				기타
																폐수처리오니	공정오니	정수처리오니	하수처리오니	
전남	여수시	D		발 생 량	1,121.2	0.0	1,063.5	0.0	0.0	1.3	0.1	0.0	0.0	0.5	0.1	39.6	0.0	3.3	0.0	12.8
				처리방법 매 립	-14.3		-27.5			1.3	0.1		0.0	0.4		0.4		3.3		7.7
				처리방법 소 각	0.0															
				처리방법 재 활 용	1,135.5		1,091.0							0.1	0.1	39.2				5.1
				처리방법 해역배출	0.0															
		E		발 생 량	41.4	0.0	0.0	39.6	0.1	0.0	0.0	0.3	0.1	0.1	0.0	0.7	0.0	0.0	0.0	0.5
				처리방법 매 립	41.3			39.6	0.1			0.3	0.1	0.1		0.7				0.4
				처리방법 소 각	0.0															
				처리방법 재 활 용	0.1															0.1
				처리방법 해역배출	0.0															
		F		발 생 량	0.2	0.0	0.0	0.0	0.0	0.1	0.0	0.0	0.0	0.0	0.0	0.0	0.0	0.0	0.0	0.1
				처리방법 매 립	0.2					0.1										0.1
				처리방법 소 각	0.0															
				처리방법 재 활 용	0.0															
				처리방법 해역배출	0.0															
		G		발 생 량	0.2	0.0	0.0	0.0	0.1	0.0	0.0	0.0	0.0	0.1	0.0	0.0	0.0	0.0	0.0	0.0
				처리방법 매 립	0.2				0.1					0.1						
				처리방법 소 각	0.0															
				처리방법 재 활 용	0.0															
				처리방법 해역배출	0.0															
		N		발 생 량	1.8	0.0	0.0	0.0	0.1	0.0	0.0	0.0	0.2	0.3	0.0	0.0	0.1	0.1	0.0	1.0
				처리방법 매 립	0.5				0.1			0.0	0.2				0.1	0.1		
				처리방법 소 각	0.0															
				처리방법 재 활 용	1.3								0.0	0.3						1.0
				처리방법 해역배출	0.0															
		S		발 생 량	3.0	0.0	0.0	0.0	0.3	0.6	0.0	0.0	0.0	0.0	0.0	0.0	0.7	0.0	0.9	0.5
				처리방법 매 립	2.4				0.3								0.7		0.9	0.5
				처리방법 소 각	0.0															
				처리방법 재 활 용	0.6					0.6				0.0						
				처리방법 해역배출	0.0															
	순천시	소계		발 생 량	53.9	0.3	0.0	23.6	0.1	13.1	1.4	0.0	0.0	0.0	0.0	6.0	0.0	0.2	0.0	9.2
				처리방법 매 립	44.8	0.2	0.0	23.6	0.1	13.1	1.4	0.0	0.0	0.0	0.0	6.0	0.0	0.0	0.0	0.4
				처리방법 소 각	0.0	0.0	0.0	0.0	0.0	0.0	0.0	0.0	0.0	0.0	0.0	0.0	0.0	0.0	0.0	0.0
				처리방법 재 활 용	9.1	0.1	0.0	0.0	0.0	0.0	0.0	0.0	0.0	0.0	0.0	0.0	0.0	0.2	0.0	8.8
				처리방법 해역배출	0.0	0.0	0.0	0.0	0.0	0.0	0.0	0.0	0.0	0.0	0.0	0.0	0.0	0.0	0.0	0.0
		C	33	발 생 량	53.9	0.3	0.0	23.6	0.1	13.1	1.4	0.0	0.0	0.0	0.0	6.0	0.0	0.2	0.0	9.2
				처리방법 매 립	44.8	0.2		23.6	0.1	13.1	1.4				0.0	6.0	0.0			0.4
				처리방법 소 각	0.0															
				처리방법 재 활 용	9.1	0.1								0.0				0.2		8.8
				처리방법 해역배출	0.0															
	나주시	소계		발 생 량	11.2	0.0	0.0	0.3	2.2	0.3	0.7	0.9	0.1	0.1	0.0	3.5	2.0	0.6	0.0	0.5
				처리방법 매 립	3.9	0.0	0.0	0.3	2.2	0.3	0.0	0.9	0.1	0.1	0.0	0.0	0.0	0.0	0.0	0.0
				처리방법 소 각	0.0	0.0	0.0	0.0	0.0	0.0	0.0	0.0	0.0	0.0	0.0	0.0	0.0	0.0	0.0	0.0
				처리방법 재 활 용	7.3	0.0	0.0	0.0	0.0	0.0	0.7	0.0	0.0	0.0	0.0	3.5	2.0	0.6	0.0	0.5
				처리방법 해역배출	0.0	0.0	0.0	0.0	0.0	0.0	0.0	0.0	0.0	0.0	0.0	0.0	0.0	0.0	0.0	0.0
		O		발 생 량	0.0	0.0	0.0	0.0	0.0	0.0	0.0	0.0	0.0	0.0	0.0	0.0	0.0	0.0	0.0	0.0
				처리방법 매 립	0.0															
				처리방법 소 각	0.0															
				처리방법 재 활 용	0.0															
				처리방법 해역배출	0.0															
		P		발 생 량	0.0	0.0	0.0	0.0	0.0	0.0	0.0	0.0	0.0	0.0	0.0	0.0	0.0	0.0	0.0	0.0
				처리방법 매 립	0.0															
				처리방법 소 각	0.0															
				처리방법 재 활 용	0.0															
				처리방법 해역배출	0.0															

(단위:톤/일)

지역구분		업종		발생량 및 처리현황		총계	가 연 성														
시도	시군구	대분류	중분류				소계	폐지류	폐목재류	폐합성고분자화합물				유기성오니류				동식물성잔재물	폐식용유	기타
										폐섬유류	폐합성 수지	폐합성 고무	폐피혁	폐수처리오니	공정오니	정수 처리오니	하수 처리오니			
전남	나주시	R		발 생 량		0.8	0.8	0.0	0.0	0.0	0.1	0.0	0.0	0.0	0.0	0.0	0.0	0.4	0.0	0.3
				처리방법	매 립	0.0	0.0													
					소 각	0.1	0.1				0.1									
					재 활 용	0.7	0.7											0.4		0.3
					해역배출	0.0	0.0													
		C	10	발 생 량		42.1	42.1	0.4	0.0	0.0	0.0	0.0	0.0	9.4	0.0	0.0	0.0	32.0	0.0	0.3
				처리방법	매 립	0.0	0.0													
					소 각	0.4	0.4	0.4												
					재 활 용	41.7	41.7							9.4				32.0		0.3
					해역배출	0.0	0.0													
		C	16	발 생 량		17.0	17.0	0.0	17.0	0.0	0.0	0.0	0.0	0.0	0.0	0.0	0.0	0.0	0.0	0.0
				처리방법	매 립	0.0	0.0													
					소 각	0.0	0.0													
					재 활 용	17.0	17.0		17.0											
					해역배출	0.0	0.0													
		C	20	발 생 량		11.4	7.6	0.0	0.1	0.0	3.2	0.0	0.0	3.8	0.0	0.0	0.0	0.0	0.0	0.5
				처리방법	매 립	1.2	0.0													
					소 각	2.8	2.8				2.8									
					재 활 용	4.2	1.6		0.1		0.4			0.6						0.5
					해역배출	3.2	3.2							3.2						
		C	22	발 생 량		10.5	10.5	0.0	0.0	0.0	9.6	0.4	0.0	0.3	0.0	0.0	0.0	0.0	0.0	0.2
				처리방법	매 립	0.0	0.0													
					소 각	6.5	6.5				6.5									
					재 활 용	4.0	4.0				3.1	0.4		0.3						0.2
					해역배출	0.0	0.0													
		C	23	발 생 량		1.1	0.6	0.0	0.0	0.0	0.0	0.0	0.0	0.6	0.0	0.0	0.0	0.0	0.0	0.0
				처리방법	매 립	0.0	0.0													
					소 각	0.0	0.0													
					재 활 용	1.1	0.6							0.6						
					해역배출	0.0	0.0													
		C	33	발 생 량		12.4	5.5	0.0	2.0	0.0	1.5	0.0	0.0	0.2	0.0	0.0	0.0	1.4	0.0	0.4
				처리방법	매 립	2.7	0.0							0.0						
					소 각	1.0	1.0				1.0			0.0						
					재 활 용	8.7	4.5		2.0		0.5			0.2				1.4		0.4
					해역배출	0.0	0.0													
	광양시	소계		발 생 량		17,669.5	117.9	0.0	9.1	0.3	50.3	10.1	0.0	36.3	0.0	0.0	11.5	0.3	0.0	0.0
				처리방법	매 립	331.5	11.5	0.0	0.0	0.0	0.0	0.0	0.0	0.0	0.0	0.0	11.5	0.0	0.0	0.0
					소 각	74.4	37.9	0.0	0.4	0.1	1.0	0.1	0.0	36.3	0.0	0.0	0.0	0.0	0.0	0.0
					재 활 용	17,263.2	68.5	0.0	8.7	0.2	49.3	10.0	0.0	0.0	0.0	0.0	0.0	0.3	0.0	0.0
					해역배출	0.4	0.0	0.0	0.0	0.0	0.0	0.0	0.0	0.0	0.0	0.0	0.0	0.0	0.0	0.0
		C	10	발 생 량		0.3	0.3	0.0	0.0	0.0	0.0	0.0	0.0	0.0	0.0	0.0	0.0	0.3	0.0	0.0
				처리방법	매 립	0.0	0.0													
					소 각	0.0	0.0													
					재 활 용	0.3	0.3											0.3		
					해역배출	0.0	0.0													
		C	14	발 생 량		0.2	0.2	0.0	0.0	0.2	0.0	0.0	0.0	0.0	0.0	0.0	0.0	0.0	0.0	0.0
				처리방법	매 립	0.0	0.0													
					소 각	0.0	0.0													
					재 활 용	0.2	0.2			0.2										
					해역배출	0.0	0.0													
		C	20	발 생 량		8.9	0.5	0.0	0.1	0.0	0.4	0.0	0.0	0.0	0.0	0.0	0.0	0.0	0.0	0.0
				처리방법	매 립	7.7	0.0													
					소 각	0.4	0.4		0.1		0.3									
					재 활 용	0.4	0.1				0.1									
					해역배출	0.4	0.0													

(단위:톤/일)

구분		업종		발생량 및 처리현황	불 연 성															
시도	시군구	대분류	중분류		소계	광재류	연소재	소각재	분진류	폐주물사 모래류	폐금속류	폐석회 석고류	폐촉매	폐흡착재폐흡수재	유리·도자기편류	무기성오니류				기타
																폐수처리오니	공정오니	정수처리오니	하수처리오니	
전남	나주시	R		발 생 량	0.0	0.0	0.0	0.0	0.0	0.0	0.0	0.0	0.0	0.0	0.0	0.0	0.0	0.0	0.0	0.0
				처리방법 매 립	0.0															
				처리방법 소 각	0.0															
				처리방법 재 활 용	0.0															
				처리방법 해역배출	0.0															
		C	10	발 생 량	0.0	0.0	0.0	0.0	0.0	0.0	0.0	0.0	0.0	0.0	0.0	0.0	0.0	0.0	0.0	0.0
				처리방법 매 립	0.0															
				처리방법 소 각	0.0															
				처리방법 재 활 용	0.0															
				처리방법 해역배출	0.0															
		C	16	발 생 량	0.0	0.0	0.0	0.0	0.0	0.0	0.0	0.0	0.0	0.0	0.0	0.0	0.0	0.0	0.0	0.0
				처리방법 매 립	0.0															
				처리방법 소 각	0.0															
				처리방법 재 활 용	0.0															
				처리방법 해역배출	0.0															
		C	20	발 생 량	3.8	0.0	0.0	0.0	0.0	0.1	0.0	0.9	0.1	0.1	0.0	2.6	0.0	0.0	0.0	0.0
				처리방법 매 립	1.2					0.1		0.9	0.1	0.1						
				처리방법 소 각	0.0															
				처리방법 재 활 용	2.6											2.6				
				처리방법 해역배출	0.0															
		C	22	발 생 량	0.0	0.0	0.0	0.0	0.0	0.0	0.0	0.0	0.0	0.0	0.0	0.0	0.0	0.0	0.0	0.0
				처리방법 매 립	0.0															
				처리방법 소 각	0.0															
				처리방법 재 활 용	0.0															
				처리방법 해역배출	0.0															
		C	23	발 생 량	0.5	0.0	0.0	0.0	0.0	0.0	0.0	0.0	0.0	0.0	0.0	0.5	0.0	0.0	0.0	0.0
				처리방법 매 립	0.0															
				처리방법 소 각	0.0															
				처리방법 재 활 용	0.5											0.5				
				처리방법 해역배출	0.0															
		C	33	발 생 량	6.9	0.0	0.0	0.3	2.2	0.2	0.7	0.0	0.0	0.0	0.0	0.4	2.0	0.6	0.0	0.5
				처리방법 매 립	2.7			0.3	2.2	0.2										
				처리방법 소 각	0.0															
				처리방법 재 활 용	4.2						0.7					0.4	2.0	0.6		0.5
				처리방법 해역배출	0.0															
	광양시	소계		발 생 량	17,551.6	217.0	0.0	26.8	2,032.7	0.0	1,259.8	0.0	0.0	11.7	439.1	64.0	1,682.7	1.4	0.0	11,816.4
				처리방법 매 립	320.0	216.5	0.0	24.7	12.1	0.0	0.0	0.0	0.0	11.6	0.7	18.1	7.2	1.4	0.0	27.7
				처리방법 소 각	36.5	0.0	0.0	0.0	0.0	0.0	0.0	0.0	0.0	0.0	0.0	36.4	0.0	0.0	0.0	0.1
				처리방법 재 활 용	17,194.7	0.5	0.0	2.1	2,020.6	0.0	1,259.8	0.0	0.0	0.1	438.4	9.1	1,675.5	0.0	0.0	11,788.6
				처리방법 해역배출	0.4	0.0	0.0	0.0	0.0	0.0	0.0	0.0	0.0	0.0	0.0	0.4	0.0	0.0	0.0	0.0
		C	10	발 생 량	0.0	0.0	0.0	0.0	0.0	0.0	0.0	0.0	0.0	0.0	0.0	0.0	0.0	0.0	0.0	0.0
				처리방법 매 립	0.0															
				처리방법 소 각	0.0															
				처리방법 재 활 용	0.0															
				처리방법 해역배출	0.0															
		C	14	발 생 량	0.0	0.0	0.0	0.0	0.0	0.0	0.0	0.0	0.0	0.0	0.0	0.0	0.0	0.0	0.0	0.0
				처리방법 매 립	0.0															
				처리방법 소 각	0.0															
				처리방법 재 활 용	0.0															
				처리방법 해역배출	0.0															
		C	20	발 생 량	8.4	0.0	0.0	0.0	0.3	0.0	0.0	0.0	0.0	0.1	0.4	1.3	6.2	0.0	0.0	0.1
				처리방법 매 립	7.7				0.1						0.4	0.9	6.2			0.1
				처리방법 소 각	0.0															
				처리방법 재 활 용	0.3				0.2					0.1						
				처리방법 해역배출	0.4											0.4				

(단위:톤/일)

지역구분		업종		발생량 및 처리현황		총계	가 연 성														
시도	시군구	대분류	중분류				소계	폐지류	폐목재류	폐합성고분자화합물				유기성오니류				동식물성잔재물	폐식용유	기타
										폐섬유류	폐합성 수지	폐합성 고무	폐피혁	폐수처리오니	공정오니	정수 처리오니	하수 처리오니			
전남	광양시	C	22	발 생 량		0.0	0.0	0.0	0.0	0.0	0.0	0.0	0.0	0.0	0.0	0.0	0.0	0.0	0.0	0.0
				처리방법	매 립	0.0	0.0													
					소 각	0.0	0.0													
					재 활 용	0.0	0.0													
					해역배출	0.0	0.0													
		C	23	발 생 량		444.2	44.6	0.0	1.5	0.1	1.6	5.1	0.0	36.3	0.0	0.0	0.0	0.0	0.0	0.0
				처리방법	매 립	2.4	0.0													
					소 각	36.7	36.7			0.1	0.2	0.1		36.3						
					재 활 용	405.1	7.9		1.5		1.4	5.0								
					해역배출	0.0	0.0													
		C	24	발 생 량		17,078.9	17.5	0.0	7.0	0.0	5.5	5.0	0.0	0.0	0.0	0.0	0.0	0.0	0.0	0.0
				처리방법	매 립	303.0	0.0													
					소 각	36.7	0.3		0.3											
					재 활 용	16,739.2	17.2		6.7		5.5	5.0								
					해역배출	0.0	0.0													
		C	25	발 생 량		42.1	38.7	0.0	0.0	0.0	38.7	0.0	0.0	0.0	0.0	0.0	0.0	0.0	0.0	0.0
				처리방법	매 립	2.7	0.0													
					소 각	0.1	0.1				0.1									
					재 활 용	39.3	38.6				38.6									
					해역배출	0.0	0.0													
		C	29	발 생 량		3.1	0.2	0.0	0.0	0.0	0.2	0.0	0.0	0.0	0.0	0.0	0.0	0.0	0.0	0.0
				처리방법	매 립	0.3	0.0													
					소 각	0.2	0.1				0.1									
					재 활 용	2.6	0.1				0.1									
					해역배출	0.0	0.0													
		D		발 생 량		1.5	0.0	0.0	0.0	0.0	0.0	0.0	0.0	0.0	0.0	0.0	0.0	0.0	0.0	0.0
				처리방법	매 립	1.4	0.0													
					소 각	0.0	0.0													
					재 활 용	0.1	0.0													
					해역배출	0.0	0.0													
		E		발 생 량		90.0	15.8	0.0	0.4	0.0	3.9	0.0	0.0	0.0	0.0	0.0	11.5	0.0	0.0	0.0
				처리방법	매 립	13.9	11.5										11.5			
					소 각	0.3	0.3				0.3									
					재 활 용	75.8	4.0		0.4		3.6									
					해역배출	0.0	0.0													
		F		발 생 량		0.3	0.1	0.0	0.1	0.0	0.0	0.0	0.0	0.0	0.0	0.0	0.0	0.0	0.0	0.0
				처리방법	매 립	0.1	0.0													
					소 각	0.0	0.0													
					재 활 용	0.2	0.1		0.1											
					해역배출	0.0	0.0													
	담양군	소계		발 생 량		131.7	81.9	0.0	0.6	0.0	22.1	0.1	0.0	50.4	0.3	0.0	0.0	8.4	0.0	0.0
				처리방법	매 립	42.6	0.0	0.0	0.0	0.0	0.0	0.0	0.0	0.0	0.0	0.0	0.0	0.0	0.0	0.0
					소 각	33.4	33.4	0.0	0.0	0.0	0.7	0.0	0.0	32.7	0.0	0.0	0.0	0.0	0.0	0.0
					재 활 용	52.0	44.8	0.0	0.6	0.0	21.4	0.1	0.0	14.0	0.3	0.0	0.0	8.4	0.0	0.0
					해역배출	3.7	3.7	0.0	0.0	0.0	0.0	0.0	0.0	3.7	0.0	0.0	0.0	0.0	0.0	0.0
		C	10	발 생 량		11.2	11.2	0.0	0.0	0.0	0.0	0.0	0.0	2.9	0.0	0.0	0.0	8.3	0.0	0.0
				처리방법	매 립	0.0	0.0													
					소 각	0.0	0.0													
					재 활 용	11.2	11.2							2.9				8.3		
					해역배출	0.0	0.0													
		C	11	발 생 량		5.1	4.9	0.0	0.0	0.0	0.6	0.0	0.0	3.9	0.3	0.0	0.0	0.1	0.0	0.0
				처리방법	매 립	0.0	0.0													
					소 각	0.5	0.5				0.5									
					재 활 용	0.9	0.7				0.1			0.2	0.3			0.1		
					해역배출	3.7	3.7							3.7						

(단위:톤/일)

구분		업종		발생량 및 처리현황		불 연 성															
시도	시군구	대분류	중분류			소계	광재류	연소재	소각재	분진류	폐주물사 모래류	폐금속류	폐석회 석고류	폐촉매	폐흡착재폐흡수재	유리·도자기편류	무기성오니류				기타
																	폐수처리오니	공정오니	정수처리오니	하수처리오니	
전남	광양시	C	22	발 생 량		0.0	0.0	0.0	0.0	0.0	0.0	0.0	0.0	0.0	0.0	0.0	0.0	0.0	0.0	0.0	0.0
				처리방법	매 립	0.0															
					소 각	0.0															
					재 활 용	0.0															
					해역배출	0.0															
		C	23	발 생 량		399.6	0.0	0.0	2.1	1.2	0.0	0.0	0.0	0.0	0.0	2.0	0.0	391.5	0.0	0.0	2.8
				처리방법	매 립	2.4				1.1						0.3		1.0			
					소 각	0.0															
					재 활 용	397.2			2.1	0.1						1.7		390.5			2.8
					해역배출	0.0															
		C	24	발 생 량		17,061.4	216.0	0.0	24.7	1,958.9	0.0	1,259.8	0.0	0.0	11.6	436.6	59.0	1,284.0	0.0	0.0	11,810.8
				처리방법	매 립	303.0	216.0		24.7	10.3					11.6		13.8				26.6
					소 각	36.4											36.3				0.1
					재 활 용	16,722.0				1,948.6		1,259.8				436.6	8.9	1,284.0			11,784.1
					해역배출	0.0															
		C	25	발 생 량		3.4	1.0	0.0	0.0	0.1	0.0	0.0	0.0	0.0	0.0	0.0	1.6	0.0	0.0	0.0	0.7
				처리방법	매 립	2.7	0.5			0.1							1.6				0.5
					소 각	0.0															
					재 활 용	0.7	0.5														0.2
					해역배출	0.0															
		C	29	발 생 량		2.9	0.0	0.0	0.0	0.0	0.0	0.0	0.0	0.0	0.0	0.0	0.3	1.0	0.0	0.0	1.6
				처리방법	매 립	0.3											0.2				0.1
					소 각	0.1											0.1				
					재 활 용	2.5												1.0			1.5
					해역배출	0.0															
		D		발 생 량		1.5	0.0	0.0	0.0	0.0	0.0	0.0	0.0	0.0	0.0	0.1	0.0	0.0	1.4	0.0	0.0
				처리방법	매 립	1.4													1.4		
					소 각	0.0															
					재 활 용	0.1										0.1					
					해역배출	0.0															
		E		발 생 량		74.2	0.0	0.0	0.0	72.0	0.0	0.0	0.0	0.0	0.0	0.0	1.8	0.0	0.0	0.0	0.4
				처리방법	매 립	2.4				0.4							1.6				0.4
					소 각	0.0															
					재 활 용	71.8				71.6							0.2				
					해역배출	0.0															
		F		발 생 량		0.2	0.0	0.0	0.0	0.2	0.0	0.0	0.0	0.0	0.0	0.0	0.0	0.0	0.0	0.0	0.0
				처리방법	매 립	0.1				0.1											
					소 각	0.0															
					재 활 용	0.1				0.1											
					해역배출	0.0															
	담양군	소계		발 생 량		49.8	0.0	0.0	39.4	0.3	5.9	0.0	0.0	0.6	0.0	1.1	0.0	0.0	0.0	0.0	2.5
				처리방법	매 립	42.6	0.0	0.0	39.4	0.3	1.9	0.0	0.0	0.0	0.0	0.0	0.0	0.0	0.0	0.0	1.0
					소 각	0.0	0.0	0.0	0.0	0.0	0.0	0.0	0.0	0.0	0.0	0.0	0.0	0.0	0.0	0.0	0.0
					재 활 용	7.2	0.0	0.0	0.0	0.0	4.0	0.0	0.0	0.6	0.0	1.1	0.0	0.0	0.0	0.0	1.5
					해역배출	0.0	0.0	0.0	0.0	0.0	0.0	0.0	0.0	0.0	0.0	0.0	0.0	0.0	0.0	0.0	0.0
		C	10	발 생 량		0.0	0.0	0.0	0.0	0.0	0.0	0.0	0.0	0.0	0.0	0.0	0.0	0.0	0.0	0.0	0.0
				처리방법	매 립	0.0															
					소 각	0.0															
					재 활 용	0.0															
					해역배출	0.0															
		C	11	발 생 량		0.2	0.0	0.0	0.0	0.0	0.0	0.0	0.0	0.0	0.0	0.0	0.0	0.0	0.0	0.0	0.2
				처리방법	매 립	0.0															
					소 각	0.0															
					재 활 용	0.2															0.2
					해역배출	0.0															

(단위:톤/일)

지역구분		업종		발생량 및 처리현황		총계	가 연 성														
시도	시군구	대분류	중분류				소계	폐지류	폐목재류	폐합성고분자화합물				유기성오니류				동식물성잔재물	폐식용유	기타
										폐섬유류	폐합성 수지	폐합성 고무	폐피혁	폐수처리오니	공정오니	정수 처리오니	하수 처리오니			
전남	담양군	C	13	발 생 량		0.0	0.0	0.0	0.0	0.0	0.0	0.0	0.0	0.0	0.0	0.0	0.0	0.0	0.0	0.0
				처리방법	매 립	0.0	0.0													
					소 각	0.0	0.0													
					재 활 용	0.0	0.0													
					해역배출	0.0	0.0													
		C	16	발 생 량		0.7	0.4	0.0	0.4	0.0	0.0	0.0	0.0	0.0	0.0	0.0	0.0	0.0	0.0	0.0
				처리방법	매 립	0.3	0.0													
					소 각	0.0	0.0													
					재 활 용	0.4	0.4		0.4											
					해역배출	0.0	0.0													
		C	17	발 생 량		86.5	43.6	0.0	0.0	0.0	0.0	0.0	0.0	43.6	0.0	0.0	0.0	0.0	0.0	0.0
				처리방법	매 립	42.3	0.0													
					소 각	32.7	32.7							32.7						
					재 활 용	11.5	10.9							10.9						
					해역배출	0.0	0.0													
		C	20	발 생 량		0.0	0.0	0.0	0.0	0.0	0.0	0.0	0.0	0.0	0.0	0.0	0.0	0.0	0.0	0.0
				처리방법	매 립	0.0	0.0													
					소 각	0.0	0.0													
					재 활 용	0.0	0.0													
					해역배출	0.0	0.0													
		C	22	발 생 량		0.1	0.1	0.0	0.0	0.0	0.1	0.0	0.0	0.0	0.0	0.0	0.0	0.0	0.0	0.0
				처리방법	매 립	0.0	0.0													
					소 각	0.0	0.0													
					재 활 용	0.1	0.1				0.1									
					해역배출	0.0	0.0													
		C	23	발 생 량		22.9	21.1	0.0	0.0	0.0	21.1	0.0	0.0	0.0	0.0	0.0	0.0	0.0	0.0	0.0
				처리방법	매 립	0.0	0.0													
					소 각	0.0	0.0													
					재 활 용	22.9	21.1				21.1									
					해역배출	0.0	0.0													
		C	24	발 생 량		4.0	0.0	0.0	0.0	0.0	0.0	0.0	0.0	0.0	0.0	0.0	0.0	0.0	0.0	0.0
				처리방법	매 립	0.0	0.0													
					소 각	0.0	0.0													
					재 활 용	4.0	0.0													
					해역배출	0.0	0.0													
		C	32	발 생 량		0.1	0.1	0.0	0.1	0.0	0.0	0.0	0.0	0.0	0.0	0.0	0.0	0.0	0.0	0.0
				처리방법	매 립	0.0	0.0													
					소 각	0.0	0.0													
					재 활 용	0.1	0.1		0.1											
					해역배출	0.0	0.0													
		C	33	발 생 량		0.0	0.0	0.0	0.0	0.0	0.0	0.0	0.0	0.0	0.0	0.0	0.0	0.0	0.0	0.0
				처리방법	매 립	0.0	0.0													
					소 각	0.0	0.0													
					재 활 용	0.0	0.0													
					해역배출	0.0	0.0													
		D		발 생 량		0.6	0.0	0.0	0.0	0.0	0.0	0.0	0.0	0.0	0.0	0.0	0.0	0.0	0.0	0.0
				처리방법	매 립	0.0	0.0													
					소 각	0.0	0.0													
					재 활 용	0.6	0.0													
					해역배출	0.0	0.0													
		E		발 생 량		0.3	0.3	0.0	0.0	0.0	0.3	0.0	0.0	0.0	0.0	0.0	0.0	0.0	0.0	0.0
				처리방법	매 립	0.0	0.0													
					소 각	0.2	0.2				0.2									
					재 활 용	0.1	0.1				0.1									
					해역배출	0.0	0.0													

(단위:톤/일)

구분		업종		발생량 및 처리현황		불 연 성															
시도	시군구	대분류	중분류			소계	광재류	연소재	소각재	분진류	폐주물사 모래류	폐금속류	폐석회 석고류	폐촉매	폐흡착재폐흡수재	유리·도자기편류	무기성오니류				기타
																	폐수처리오니	공정오니	정수처리오니	하수처리오니	
전남	담양군	C	13	발 생 량		0.0	0.0	0.0	0.0	0.0	0.0	0.0	0.0	0.0	0.0	0.0	0.0	0.0	0.0	0.0	0.0
				처리방법	매 립	0.0															
					소 각	0.0															
					재 활 용	0.0															
					해역배출	0.0															
		C	16	발 생 량		0.3	0.0	0.0	0.0	0.3	0.0	0.0	0.0	0.0	0.0	0.0	0.0	0.0	0.0	0.0	0.0
				처리방법	매 립	0.3				0.3											
					소 각	0.0															
					재 활 용	0.0															
					해역배출	0.0															
		C	17	발 생 량		42.9	0.0	0.0	39.4	0.0	1.9	0.0	0.0	0.6	0.0	0.0	0.0	0.0	0.0	0.0	1.0
				처리방법	매 립	42.3			39.4		1.9										1.0
					소 각	0.0															
					재 활 용	0.6								0.6							
					해역배출	0.0															
		C	20	발 생 량		0.0	0.0	0.0	0.0	0.0	0.0	0.0	0.0	0.0	0.0	0.0	0.0	0.0	0.0	0.0	0.0
				처리방법	매 립	0.0															
					소 각	0.0															
					재 활 용	0.0															
					해역배출	0.0															
		C	22	발 생 량		0.0	0.0	0.0	0.0	0.0	0.0	0.0	0.0	0.0	0.0	0.0	0.0	0.0	0.0	0.0	0.0
				처리방법	매 립	0.0															
					소 각	0.0															
					재 활 용	0.0															
					해역배출	0.0															
		C	23	발 생 량		1.8	0.0	0.0	0.0	0.0	0.0	0.0	0.0	0.0	0.0	1.1	0.0	0.0	0.0	0.0	0.7
				처리방법	매 립	0.0															
					소 각	0.0															
					재 활 용	1.8										1.1					0.7
					해역배출	0.0															
		C	24	발 생 량		4.0	0.0	0.0	0.0	0.0	4.0	0.0	0.0	0.0	0.0	0.0	0.0	0.0	0.0	0.0	0.0
				처리방법	매 립	0.0															
					소 각	0.0															
					재 활 용	4.0					4.0										
					해역배출	0.0															
		C	32	발 생 량		0.0	0.0	0.0	0.0	0.0	0.0	0.0	0.0	0.0	0.0	0.0	0.0	0.0	0.0	0.0	0.0
				처리방법	매 립	0.0															
					소 각	0.0															
					재 활 용	0.0															
					해역배출	0.0															
		C	33	발 생 량		0.0	0.0	0.0	0.0	0.0	0.0	0.0	0.0	0.0	0.0	0.0	0.0	0.0	0.0	0.0	0.0
				처리방법	매 립	0.0															
					소 각	0.0															
					재 활 용	0.0															
					해역배출	0.0															
		D		발 생 량		0.6	0.0	0.0	0.0	0.0	0.0	0.0	0.0	0.0	0.0	0.0	0.0	0.0	0.0	0.0	0.6
				처리방법	매 립	0.0															
					소 각	0.0															
					재 활 용	0.6															0.6
					해역배출	0.0															
		E		발 생 량		0.0	0.0	0.0	0.0	0.0	0.0	0.0	0.0	0.0	0.0	0.0	0.0	0.0	0.0	0.0	0.0
				처리방법	매 립	0.0															
					소 각	0.0															
					재 활 용	0.0															
					해역배출	0.0															

(단위:톤/일)

지역구분		업종		발생량 및 처리현황		총계	가 연 성														
시도	시군구	대분류	중분류				소계	폐지류	폐목재류	폐합성고분자화합물				유기성오니류				동식물성잔재물	폐식용유	기타
										폐섬유류	폐합성 수지	폐합성 고무	폐피혁	폐수처리오니	공정오니	정수 처리오니	하수 처리오니			
전남	담양군	G		발 생 량		0.1	0.1	0.0	0.0	0.0	0.0	0.1	0.0	0.0	0.0	0.0	0.0	0.0	0.0	0.0
				처리방법	매 립	0.0	0.0													
					소 각	0.0	0.0													
					재 활 용	0.1	0.1					0.1								
					해역배출	0.0	0.0													
		O		발 생 량		0.1	0.1	0.0	0.1	0.0	0.0	0.0	0.0	0.0	0.0	0.0	0.0	0.0	0.0	0.0
				처리방법	매 립	0.0	0.0													
					소 각	0.0	0.0													
					재 활 용	0.1	0.1		0.1											
					해역배출	0.0	0.0													
	곡성군	소계		발 생 량		86.8	64.7	0.0	38.2	0.3	4.7	20.1	0.0	0.5	0.0	0.0	0.8	0.1	0.0	0.0
				처리방법	매 립	22.7	0.8	0.0	0.0	0.3	0.0	0.0	0.0	0.5	0.0	0.0	0.0	0.0	0.0	0.0
					소 각	5.2	5.0	0.0	0.2	0.0	4.1	0.7	0.0	0.0	0.0	0.0	0.0	0.0	0.0	0.0
					재 활 용	58.9	58.9	0.0	38.0	0.0	0.6	19.4	0.0	0.0	0.0	0.0	0.8	0.1	0.0	0.0
					해역배출	0.0	0.0	0.0	0.0	0.0	0.0	0.0	0.0	0.0	0.0	0.0	0.0	0.0	0.0	0.0
		E		발 생 량		86.8	64.7	0.0	38.2	0.3	4.7	20.1	0.0	0.5	0.0	0.0	0.8	0.1	0.0	0.0
				처리방법	매 립	22.7	0.8			0.3				0.5						
					소 각	5.2	5.0		0.2		4.1	0.7								
					재 활 용	58.9	58.9		38.0		0.6	19.4					0.8	0.1		
					해역배출	0.0	0.0													
	구례군	소계		발 생 량		9.5	9.5	0.0	0.0	0.0	0.0	0.0	0.0	0.0	0.0	0.0	9.5	0.0	0.0	0.0
				처리방법	매 립	0.0	0.0	0.0	0.0	0.0	0.0	0.0	0.0	0.0	0.0	0.0	0.0	0.0	0.0	0.0
					소 각	0.0	0.0	0.0	0.0	0.0	0.0	0.0	0.0	0.0	0.0	0.0	0.0	0.0	0.0	0.0
					재 활 용	9.5	9.5	0.0	0.0	0.0	0.0	0.0	0.0	0.0	0.0	0.0	9.5	0.0	0.0	0.0
					해역배출	0.0	0.0	0.0	0.0	0.0	0.0	0.0	0.0	0.0	0.0	0.0	0.0	0.0	0.0	0.0
		E		발 생 량		9.5	9.5	0.0	0.0	0.0	0.0	0.0	0.0	0.0	0.0	0.0	9.5	0.0	0.0	0.0
				처리방법	매 립	0.0	0.0													
					소 각	0.0	0.0													
					재 활 용	9.5	9.5										9.5			
					해역배출	0.0	0.0													
	고흥군	소계		발 생 량		3.8	3.8	0.0	0.0	0.0	0.0	0.0	0.0	0.0	0.0	0.0	3.8	0.0	0.0	0.0
				처리방법	매 립	0.0	0.0	0.0	0.0	0.0	0.0	0.0	0.0	0.0	0.0	0.0	0.0	0.0	0.0	0.0
					소 각	3.8	3.8	0.0	0.0	0.0	0.0	0.0	0.0	0.0	0.0	0.0	3.8	0.0	0.0	0.0
					재 활 용	0.0	0.0	0.0	0.0	0.0	0.0	0.0	0.0	0.0	0.0	0.0	0.0	0.0	0.0	0.0
					해역배출	0.0	0.0	0.0	0.0	0.0	0.0	0.0	0.0	0.0	0.0	0.0	0.0	0.0	0.0	0.0
		E		발 생 량		3.8	3.8	0.0	0.0	0.0	0.0	0.0	0.0	0.0	0.0	0.0	3.8	0.0	0.0	0.0
				처리방법	매 립	0.0	0.0													
					소 각	3.8	3.8										3.8			
					재 활 용	0.0	0.0													
					해역배출	0.0	0.0													
	보성군	소계		발 생 량		14.5	14.5	0.0	0.0	0.0	0.0	0.0	0.0	0.0	0.0	0.0	11.9	1.3	0.0	1.3
				처리방법	매 립	0.0	0.0	0.0	0.0	0.0	0.0	0.0	0.0	0.0	0.0	0.0	0.0	0.0	0.0	0.0
					소 각	0.0	0.0	0.0	0.0	0.0	0.0	0.0	0.0	0.0	0.0	0.0	0.0	0.0	0.0	0.0
					재 활 용	14.5	14.5	0.0	0.0	0.0	0.0	0.0	0.0	0.0	0.0	0.0	11.9	1.3	0.0	1.3
					해역배출	0.0	0.0	0.0	0.0	0.0	0.0	0.0	0.0	0.0	0.0	0.0	0.0	0.0	0.0	0.0
		E		발 생 량		14.5	14.5	0.0	0.0	0.0	0.0	0.0	0.0	0.0	0.0	0.0	11.9	1.3	0.0	1.3
				처리방법	매 립	0.0	0.0													
					소 각	0.0	0.0													
					재 활 용	14.5	14.5										11.9	1.3		1.3
					해역배출	0.0	0.0													
	화순군	소계		발 생 량		33.3	14.9	0.0	1.2	0.0	3.8	0.0	0.0	0.4	2.9	0.0	0.0	6.5	0.0	0.1
				처리방법	매 립	5.8	0.0	0.0	0.0	0.0	0.0	0.0	0.0	0.0	0.0	0.0	0.0	0.0	0.0	0.0
					소 각	0.3	0.3	0.0	0.0	0.0	0.0	0.0	0.0	0.2	0.0	0.0	0.0	0.0	0.0	0.1
					재 활 용	27.2	14.6	0.0	1.2	0.0	3.8	0.0	0.0	0.2	2.9	0.0	0.0	6.5	0.0	0.0
					해역배출	0.0	0.0	0.0	0.0	0.0	0.0	0.0	0.0	0.0	0.0	0.0	0.0	0.0	0.0	0.0

(단위:톤/일)

구분		업종		발생량 및 처리현황	불 연 성															
시도	시군구	대분류	중분류		소계	광재류	연소재	소각재	분진류	폐주물사 모래류	폐금속류	폐석회 석고류	폐촉매	폐흡착재폐흡수재	유리·도자기편류	무기성오니류				기타
																폐수처리오니	공정오니	정수처리오니	하수처리오니	
전남	담양군	G		발 생 량	0.0	0.0	0.0	0.0	0.0	0.0	0.0	0.0	0.0	0.0	0.0	0.0	0.0	0.0	0.0	0.0
				처리방법 매 립	0.0															
				처리방법 소 각	0.0															
				처리방법 재 활 용	0.0															
				처리방법 해역배출	0.0															
		O		발 생 량	0.0	0.0	0.0	0.0	0.0	0.0	0.0	0.0	0.0	0.0	0.0	0.0	0.0	0.0	0.0	0.0
				처리방법 매 립	0.0															
				처리방법 소 각	0.0															
				처리방법 재 활 용	0.0															
				처리방법 해역배출	0.0															
	곡성군	소계		발 생 량	22.1	9.1	0.0	3.6	8.8	0.0	0.0	0.0	0.0	0.0	0.0	0.0	0.0	0.0	0.0	0.6
				처리방법 매 립	21.9	9.1	0.0	3.6	8.8	0.0	0.0	0.0	0.0	0.0	0.0	0.0	0.0	0.0	0.0	0.4
				처리방법 소 각	0.2	0.0	0.0	0.0	0.0	0.0	0.0	0.0	0.0	0.0	0.0	0.0	0.0	0.0	0.0	0.2
				처리방법 재 활 용	0.0	0.0	0.0	0.0	0.0	0.0	0.0	0.0	0.0	0.0	0.0	0.0	0.0	0.0	0.0	0.0
				처리방법 해역배출	0.0	0.0	0.0	0.0	0.0	0.0	0.0	0.0	0.0	0.0	0.0	0.0	0.0	0.0	0.0	0.0
		E		발 생 량	22.1	9.1	0.0	3.6	8.8	0.0	0.0	0.0	0.0	0.0	0.0	0.0	0.0	0.0	0.0	0.6
				처리방법 매 립	21.9	9.1		3.6	8.8											0.4
				처리방법 소 각	0.2															0.2
				처리방법 재 활 용	0.0															
				처리방법 해역배출	0.0															
	구례군	소계		발 생 량	0.0	0.0	0.0	0.0	0.0	0.0	0.0	0.0	0.0	0.0	0.0	0.0	0.0	0.0	0.0	0.0
				처리방법 매 립	0.0	0.0	0.0	0.0	0.0	0.0	0.0	0.0	0.0	0.0	0.0	0.0	0.0	0.0	0.0	0.0
				처리방법 소 각	0.0	0.0	0.0	0.0	0.0	0.0	0.0	0.0	0.0	0.0	0.0	0.0	0.0	0.0	0.0	0.0
				처리방법 재 활 용	0.0	0.0	0.0	0.0	0.0	0.0	0.0	0.0	0.0	0.0	0.0	0.0	0.0	0.0	0.0	0.0
				처리방법 해역배출	0.0	0.0	0.0	0.0	0.0	0.0	0.0	0.0	0.0	0.0	0.0	0.0	0.0	0.0	0.0	0.0
		E		발 생 량	0.0	0.0	0.0	0.0	0.0	0.0	0.0	0.0	0.0	0.0	0.0	0.0	0.0	0.0	0.0	0.0
				처리방법 매 립	0.0															
				처리방법 소 각	0.0															
				처리방법 재 활 용	0.0															
				처리방법 해역배출	0.0															
	고흥군	소계		발 생 량	0.0	0.0	0.0	0.0	0.0	0.0	0.0	0.0	0.0	0.0	0.0	0.0	0.0	0.0	0.0	0.0
				처리방법 매 립	0.0	0.0	0.0	0.0	0.0	0.0	0.0	0.0	0.0	0.0	0.0	0.0	0.0	0.0	0.0	0.0
				처리방법 소 각	0.0	0.0	0.0	0.0	0.0	0.0	0.0	0.0	0.0	0.0	0.0	0.0	0.0	0.0	0.0	0.0
				처리방법 재 활 용	0.0	0.0	0.0	0.0	0.0	0.0	0.0	0.0	0.0	0.0	0.0	0.0	0.0	0.0	0.0	0.0
				처리방법 해역배출	0.0	0.0	0.0	0.0	0.0	0.0	0.0	0.0	0.0	0.0	0.0	0.0	0.0	0.0	0.0	0.0
		E		발 생 량	0.0	0.0	0.0	0.0	0.0	0.0	0.0	0.0	0.0	0.0	0.0	0.0	0.0	0.0	0.0	0.0
				처리방법 매 립	0.0															
				처리방법 소 각	0.0															
				처리방법 재 활 용	0.0															
				처리방법 해역배출	0.0															
	보성군	소계		발 생 량	0.0	0.0	0.0	0.0	0.0	0.0	0.0	0.0	0.0	0.0	0.0	0.0	0.0	0.0	0.0	0.0
				처리방법 매 립	0.0	0.0	0.0	0.0	0.0	0.0	0.0	0.0	0.0	0.0	0.0	0.0	0.0	0.0	0.0	0.0
				처리방법 소 각	0.0	0.0	0.0	0.0	0.0	0.0	0.0	0.0	0.0	0.0	0.0	0.0	0.0	0.0	0.0	0.0
				처리방법 재 활 용	0.0	0.0	0.0	0.0	0.0	0.0	0.0	0.0	0.0	0.0	0.0	0.0	0.0	0.0	0.0	0.0
				처리방법 해역배출	0.0	0.0	0.0	0.0	0.0	0.0	0.0	0.0	0.0	0.0	0.0	0.0	0.0	0.0	0.0	0.0
		E		발 생 량	0.0	0.0	0.0	0.0	0.0	0.0	0.0	0.0	0.0	0.0	0.0	0.0	0.0	0.0	0.0	0.0
				처리방법 매 립	0.0															
				처리방법 소 각	0.0															
				처리방법 재 활 용	0.0															
				처리방법 해역배출	0.0															
	화순군	소계		발 생 량	18.4	18.4	0.0	0.0	0.0	0.0	0.0	0.0	0.0	0.0	0.0	0.0	0.0	0.0	0.0	0.0
				처리방법 매 립	5.8	5.8	0.0	0.0	0.0	0.0	0.0	0.0	0.0	0.0	0.0	0.0	0.0	0.0	0.0	0.0
				처리방법 소 각	0.0	0.0	0.0	0.0	0.0	0.0	0.0	0.0	0.0	0.0	0.0	0.0	0.0	0.0	0.0	0.0
				처리방법 재 활 용	12.6	12.6	0.0	0.0	0.0	0.0	0.0	0.0	0.0	0.0	0.0	0.0	0.0	0.0	0.0	0.0
				처리방법 해역배출	0.0	0.0	0.0	0.0	0.0	0.0	0.0	0.0	0.0	0.0	0.0	0.0	0.0	0.0	0.0	0.0

(단위:톤/일)

지역구분		업종		발생량 및 처리현황		총계	가 연 성														
시도	시군구	대분류	중분류				소계	폐지류	폐목재류	폐합성고분자화합물				유기성오니류				동식물성잔재물	폐식용유	기타
										폐섬유류	폐합성 수지	폐합성 고무	폐피혁	폐수처리오니	공정오니	정수 처리오니	하수 처리오니			
전남	화순군	B		발 생 량		0.3	0.3	0.0	0.0	0.0	0.0	0.0	0.0	0.2	0.0	0.0	0.0	0.0	0.0	0.1
				처리방법	매 립	0.0	0.0													
					소 각	0.3	0.3							0.2						0.1
					재 활 용	0.0	0.0													
					해역배출	0.0	0.0													
		C	10	발 생 량		6.8	6.8	0.0	0.0	0.0	0.0	0.0	0.0	0.2	0.1	0.0	0.0	6.5	0.0	0.0
				처리방법	매 립	0.0	0.0													
					소 각	0.0	0.0													
					재 활 용	6.8	6.8							0.2	0.1			6.5		
					해역배출	0.0	0.0													
		C	22	발 생 량		3.8	3.8	0.0	0.0	0.0	3.8	0.0	0.0	0.0	0.0	0.0	0.0	0.0	0.0	0.0
				처리방법	매 립	0.0	0.0													
					소 각	0.0	0.0													
					재 활 용	3.8	3.8				3.8									
					해역배출	0.0	0.0													
		C	23	발 생 량		21.2	2.8	0.0	0.0	0.0	0.0	0.0	0.0	0.0	2.8	0.0	0.0	0.0	0.0	0.0
				처리방법	매 립	5.8	0.0													
					소 각	0.0	0.0													
					재 활 용	15.4	2.8								2.8					
					해역배출	0.0	0.0													
		E		발 생 량		1.2	1.2	0.0	1.2	0.0	0.0	0.0	0.0	0.0	0.0	0.0	0.0	0.0	0.0	0.0
				처리방법	매 립	0.0	0.0													
					소 각	0.0	0.0													
					재 활 용	1.2	1.2		1.2											
					해역배출	0.0	0.0													
	장흥군	소계		발 생 량		14.2	9.3	0.0	0.2	0.0	0.0	0.0	0.0	0.0	0.0	0.0	0.0	9.1	0.0	0.0
				처리방법	매 립	0.0	0.0	0.0	0.0	0.0	0.0	0.0	0.0	0.0	0.0	0.0	0.0	0.0	0.0	0.0
					소 각	0.0	0.0	0.0	0.0	0.0	0.0	0.0	0.0	0.0	0.0	0.0	0.0	0.0	0.0	0.0
					재 활 용	14.2	9.3	0.0	0.2	0.0	0.0	0.0	0.0	0.0	0.0	0.0	0.0	9.1	0.0	0.0
					해역배출	0.0	0.0	0.0	0.0	0.0	0.0	0.0	0.0	0.0	0.0	0.0	0.0	0.0	0.0	0.0
		C	10	발 생 량		11.2	9.1	0.0	0.0	0.0	0.0	0.0	0.0	0.0	0.0	0.0	0.0	9.1	0.0	0.0
				처리방법	매 립	0.0	0.0													
					소 각	0.0	0.0													
					재 활 용	11.2	9.1											9.1		
					해역배출	0.0	0.0													
		D		발 생 량		2.8	0.0	0.0	0.0	0.0	0.0	0.0	0.0	0.0	0.0	0.0	0.0	0.0	0.0	0.0
				처리방법	매 립	0.0	0.0													
					소 각	0.0	0.0													
					재 활 용	2.8	0.0													
					해역배출	0.0	0.0													
		F		발 생 량		0.2	0.2	0.0	0.2	0.0	0.0	0.0	0.0	0.0	0.0	0.0	0.0	0.0	0.0	0.0
				처리방법	매 립	0.0	0.0													
					소 각	0.0	0.0													
					재 활 용	0.2	0.2		0.2											
					해역배출	0.0	0.0													
	강진군	소계		발 생 량		6.4	1.6	0.1	0.0	0.0	0.2	0.0	0.0	0.0	0.0	0.0	1.3	0.0	0.0	0.0
				처리방법	매 립	1.1	0.0	0.0	0.0	0.0	0.0	0.0	0.0	0.0	0.0	0.0	0.0	0.0	0.0	0.0
					소 각	0.3	0.3	0.1	0.0	0.0	0.2	0.0	0.0	0.0	0.0	0.0	0.0	0.0	0.0	0.0
					재 활 용	5.0	1.3	0.0	0.0	0.0	0.0	0.0	0.0	0.0	0.0	0.0	1.3	0.0	0.0	0.0
					해역배출	0.0	0.0	0.0	0.0	0.0	0.0	0.0	0.0	0.0	0.0	0.0	0.0	0.0	0.0	0.0
		O		발 생 량		1.3	1.3	0.0	0.0	0.0	0.0	0.0	0.0	0.0	0.0	0.0	1.3	0.0	0.0	0.0
				처리방법	매 립	0.0	0.0													
					소 각	0.0	0.0													
					재 활 용	1.3	1.3										1.3			0.0
					해역배출	0.0	0.0													

(단위:톤/일)

구분		업종		발생량 및 처리현황	불 연 성															
시도	시군구	대분류	중분류		소계	광재류	연소재	소각재	분진류	폐주물사 모래류	폐금속류	폐석회 석고류	폐촉매	폐흡착재폐흡수재	유리·도자기편류	무기성오니류				기타
																폐수처리오니	공정오니	정수처리오니	하수처리오니	
전남	화순군	B		발 생 량	0.0	0.0	0.0	0.0	0.0	0.0	0.0	0.0	0.0	0.0	0.0	0.0	0.0	0.0	0.0	0.0
				처리방법 매 립	0.0															
				처리방법 소 각	0.0															
				처리방법 재 활 용	0.0															
				처리방법 해역배출	0.0															
		C	10	발 생 량	0.0	0.0	0.0	0.0	0.0	0.0	0.0	0.0	0.0	0.0	0.0	0.0	0.0	0.0	0.0	0.0
				처리방법 매 립	0.0															
				처리방법 소 각	0.0															
				처리방법 재 활 용	0.0															
				처리방법 해역배출	0.0															
		C	22	발 생 량	0.0	0.0	0.0	0.0	0.0	0.0	0.0	0.0	0.0	0.0	0.0	0.0	0.0	0.0	0.0	0.0
				처리방법 매 립	0.0															
				처리방법 소 각	0.0															
				처리방법 재 활 용	0.0															
				처리방법 해역배출	0.0															
		C	23	발 생 량	18.4	18.4	0.0	0.0	0.0	0.0	0.0	0.0	0.0	0.0	0.0	0.0	0.0	0.0	0.0	0.0
				처리방법 매 립	5.8	5.8														
				처리방법 소 각	0.0															
				처리방법 재 활 용	12.6	12.6														
				처리방법 해역배출	0.0															
		E		발 생 량	0.0	0.0	0.0	0.0	0.0	0.0	0.0	0.0	0.0	0.0	0.0	0.0	0.0	0.0	0.0	0.0
				처리방법 매 립	0.0															
				처리방법 소 각	0.0															
				처리방법 재 활 용	0.0															
				처리방법 해역배출	0.0															
	장흥군	소계		발 생 량	4.9	0.0	0.0	0.0	0.0	0.0	0.0	0.0	0.0	0.0	0.0	2.1	0.0	0.0	2.8	0.0
				처리방법 매 립	0.0	0.0	0.0	0.0	0.0	0.0	0.0	0.0	0.0	0.0	0.0	0.0	0.0	0.0	0.0	0.0
				처리방법 소 각	0.0	0.0	0.0	0.0	0.0	0.0	0.0	0.0	0.0	0.0	0.0	0.0	0.0	0.0	0.0	0.0
				처리방법 재 활 용	4.9	0.0	0.0	0.0	0.0	0.0	0.0	0.0	0.0	0.0	0.0	2.1	0.0	0.0	2.8	0.0
				처리방법 해역배출	0.0	0.0	0.0	0.0	0.0	0.0	0.0	0.0	0.0	0.0	0.0	0.0	0.0	0.0	0.0	0.0
		C	10	발 생 량	2.1	0.0	0.0	0.0	0.0	0.0	0.0	0.0	0.0	0.0	0.0	2.1	0.0	0.0	0.0	0.0
				처리방법 매 립	0.0															
				처리방법 소 각	0.0															
				처리방법 재 활 용	2.1											2.1				
				처리방법 해역배출	0.0															
		D		발 생 량	2.8	0.0	0.0	0.0	0.0	0.0	0.0	0.0	0.0	0.0	0.0	0.0	0.0	0.0	2.8	0.0
				처리방법 매 립	0.0															
				처리방법 소 각	0.0															
				처리방법 재 활 용	2.8														2.8	
				처리방법 해역배출	0.0															
		F		발 생 량	0.0	0.0	0.0	0.0	0.0	0.0	0.0	0.0	0.0	0.0	0.0	0.0	0.0	0.0	0.0	0.0
				처리방법 매 립	0.0															
				처리방법 소 각	0.0															
				처리방법 재 활 용	0.0															
				처리방법 해역배출	0.0															
	강진군	소계		발 생 량	4.8	0.0	0.0	0.2	0.0	0.0	0.0	0.0	0.0	0.0	0.4	0.5	0.0	0.0	0.0	3.7
				처리방법 매 립	1.1	0.0	0.0	0.2	0.0	0.0	0.0	0.0	0.0	0.0	0.2	0.5	0.0	0.0	0.0	0.2
				처리방법 소 각	0.0	0.0	0.0	0.0	0.0	0.0	0.0	0.0	0.0	0.0	0.0	0.0	0.0	0.0	0.0	0.0
				처리방법 재 활 용	3.7	0.0	0.0	0.0	0.0	0.0	0.0	0.0	0.0	0.0	0.2	0.0	0.0	0.0	0.0	3.5
				처리방법 해역배출	0.0	0.0	0.0	0.0	0.0	0.0	0.0	0.0	0.0	0.0	0.0	0.0	0.0	0.0	0.0	0.0
		O		발 생 량	0.0	0.0	0.0	0.0	0.0	0.0	0.0	0.0	0.0	0.0	0.0	0.0	0.0	0.0	0.0	0.0
				처리방법 매 립	0.0				0.0											
				처리방법 소 각	0.0															
				처리방법 재 활 용	0.0															
				처리방법 해역배출	0.0															

(단위:톤/일)

지역구분		업종		발생량 및 처리현황		총계	가 연 성														
시도	시군구	대분류	중분류				소계	폐지류	폐목재류	폐합성고분자화합물				유기성오니류				동식물성잔재물	폐식용유	기타
										폐섬유류	폐합성 수지	폐합성 고무	폐피혁	폐수처리오니	공정오니	정수 처리오니	하수 처리오니			
전남	강진군	F		발 생 량		0.3	0.1	0.0	0.0	0.0	0.1	0.0	0.0	0.0	0.0	0.0	0.0	0.0	0.0	0.0
				처리방법	매 립	0.2	0.0													
					소 각	0.1	0.1				0.1									
					재 활 용	0.0	0.0				0.0									
					해역배출	0.0	0.0													
		D		발 생 량		3.1	0.0	0.0	0.0	0.0	0.0	0.0	0.0	0.0	0.0	0.0	0.0	0.0	0.0	0.0
				처리방법	매 립	0.1	0.0													
					소 각	0.0	0.0													
					재 활 용	3.0	0.0				0.0									
					해역배출	0.0	0.0													
		G		발 생 량		0.1	0.0	0.0	0.0	0.0	0.0	0.0	0.0	0.0	0.0	0.0	0.0	0.0	0.0	0.0
				처리방법	매 립	0.1	0.0													
					소 각	0.0	0.0													
					재 활 용	0.0	0.0													
					해역배출	0.0	0.0													
		C	10	발 생 량		0.6	0.1	0.1	0.0	0.0	0.0	0.0	0.0	0.0	0.0	0.0	0.0	0.0	0.0	0.0
				처리방법	매 립	0.5	0.0													
					소 각	0.1	0.1	0.1												
					재 활 용	0.0	0.0													
					해역배출	0.0	0.0													
		C	23	발 생 량		0.7	0.0	0.0	0.0	0.0	0.0	0.0	0.0	0.0	0.0	0.0	0.0	0.0	0.0	0.0
				처리방법	매 립	0.0	0.0													
					소 각	0.0	0.0													
					재 활 용	0.7	0.0													
					해역배출	0.0	0.0													
		C	33	발 생 량		0.3	0.1	0.0	0.0	0.0	0.1	0.0	0.0	0.0	0.0	0.0	0.0	0.0	0.0	0.0
				처리방법	매 립	0.2	0.0													
					소 각	0.1	0.1				0.1									
					재 활 용	0.0	0.0				0.0									
					해역배출	0.0	0.0													
	해남군	소계		발 생 량		17.4	15.6	0.0	0.2	0.0	5.2	0.0	0.0	1.5	0.0	0.0	0.0	8.7	0.0	0.0
				처리방법	매 립	1.5	1.5	0.0	0.0	0.0	0.0	0.0	0.0	1.5	0.0	0.0	0.0	0.0	0.0	0.0
					소 각	1.6	1.6	0.0	0.0	0.0	1.6	0.0	0.0	0.0	0.0	0.0	0.0	0.0	0.0	0.0
					재 활 용	14.3	12.5	0.0	0.2	0.0	3.6	0.0	0.0	0.0	0.0	0.0	0.0	8.7	0.0	0.0
					해역배출	0.0	0.0	0.0	0.0	0.0	0.0	0.0	0.0	0.0	0.0	0.0	0.0	0.0	0.0	0.0
		C	31	발 생 량		17.4	15.6	0.0	0.2	0.0	5.2	0.0	0.0	1.5	0.0	0.0	0.0	8.7	0.0	0.0
				처리방법	매 립	1.5	1.5							1.5						
					소 각	1.6	1.6				1.6									
					재 활 용	14.3	12.5		0.2		3.6							8.7		
					해역배출	0.0	0.0													
	영암군	소계		발 생 량		1,029.1	252.7	0.0	4.1	0.2	39.3	0.3	0.0	18.2	189.7	0.0	0.9	0.0	0.0	0.0
				처리방법	매 립	39.2	8.1	0.0	0.0	0.1	0.0	0.0	0.0	6.9	1.1	0.0	0.0	0.0	0.0	0.0
					소 각	225.9	225.9	0.0	0.1	0.1	27.9	0.0	0.0	11.3	186.5	0.0	0.0	0.0	0.0	0.0
					재 활 용	764.0	18.7	0.0	4.0	0.0	11.4	0.3	0.0	0.0	2.1	0.0	0.9	0.0	0.0	0.0
					해역배출	0.0	0.0	0.0	0.0	0.0	0.0	0.0	0.0	0.0	0.0	0.0	0.0	0.0	0.0	0.0
		C	25	발 생 량		1,029.1	252.7	0.0	4.1	0.2	39.3	0.3	0.0	18.2	189.7	0.0	0.9	0.0	0.0	0.0
				처리방법	매 립	39.2	8.1			0.1				6.9	1.1					
					소 각	225.9	225.9		0.1	0.1	27.9			11.3	186.5					
					재 활 용	764.0	18.7		4.0		11.4	0.3			2.1		0.9			
					해역배출	0.0	0.0													
	무안군	소계		발 생 량		44.9	23.7	0.0	1.4	0.0	4.8	0.0	0.0	0.0	0.0	0.0	0.0	17.5	0.0	0.0
				처리방법	매 립	6.0	0.0	0.0	0.0	0.0	0.0	0.0	0.0	0.0	0.0	0.0	0.0	0.0	0.0	0.0
					소 각	4.4	4.4	0.0	0.3	0.0	4.1	0.0	0.0	0.0	0.0	0.0	0.0	0.0	0.0	0.0
					재 활 용	34.5	19.3	0.0	1.1	0.0	0.7	0.0	0.0	0.0	0.0	0.0	0.0	17.5	0.0	0.0
					해역배출	0.0	0.0	0.0	0.0	0.0	0.0	0.0	0.0	0.0	0.0	0.0	0.0	0.0	0.0	0.0

(단위:톤/일)

구분		업종		발생량 및 처리현황		불 연 성															
시도	시군구	대분류	중분류			소계	광재류	연소재	소각재	분진류	폐주물사 모래류	폐금속류	폐석회 석고류	폐촉매	폐흡착재폐흡수재	유리·도자기편류	무기성오니류				기타
																	폐수처리오니	공정오니	정수처리오니	하수처리오니	
전남	강진군	F		발 생 량		0.2	0.0	0.0	0.2	0.0	0.0	0.0	0.0	0.0	0.0	0.0	0.0	0.0	0.0	0.0	0.0
				처리방법	매 립	0.2			0.2												
					소 각	0.0															
					재 활 용	0.0															
					해역배출	0.0															
		D		발 생 량		3.1	0.0	0.0	0.0	0.0	0.0	0.0	0.0	0.0	0.0	0.3	0.0	0.0	0.0	0.0	2.8
				처리방법	매 립	0.1										0.1					
					소 각	0.0															
					재 활 용	3.0										0.2					2.8
					해역배출	0.0															
		G		발 생 량		0.1	0.0	0.0	0.0	0.0	0.0	0.0	0.0	0.0	0.0	0.1	0.0	0.0	0.0	0.0	0.0
				처리방법	매 립	0.1										0.1					0.0
					소 각	0.0															
					재 활 용	0.0															
					해역배출	0.0															
		C	10	발 생 량		0.5	0.0	0.0	0.0	0.0	0.0	0.0	0.0	0.0	0.0	0.0	0.5	0.0	0.0	0.0	0.0
				처리방법	매 립	0.5											0.5				
					소 각	0.0															
					재 활 용	0.0															
					해역배출	0.0															
		C	23	발 생 량		0.7	0.0	0.0	0.0	0.0	0.0	0.0	0.0	0.0	0.0	0.0	0.0	0.0	0.0	0.0	0.7
				처리방법	매 립	0.0															
					소 각	0.0															
					재 활 용	0.7															0.7
					해역배출	0.0															
		C	33	발 생 량		0.2	0.0	0.0	0.0	0.0	0.0	0.0	0.0	0.0	0.0	0.0	0.0	0.0	0.0	0.0	0.2
				처리방법	매 립	0.2															0.2
					소 각	0.0															
					재 활 용	0.0															
					해역배출	0.0															
	해남군	소계		발 생 량		1.8	0.0	0.0	0.0	0.0	0.0	1.0	0.0	0.0	0.0	0.0	0.0	0.0	0.0	0.0	0.8
				처리방법	매 립	0.0	0.0	0.0	0.0	0.0	0.0	0.0	0.0	0.0	0.0	0.0	0.0	0.0	0.0	0.0	0.0
					소 각	0.0	0.0	0.0	0.0	0.0	0.0	0.0	0.0	0.0	0.0	0.0	0.0	0.0	0.0	0.0	0.0
					재 활 용	1.8	0.0	0.0	0.0	0.0	0.0	1.0	0.0	0.0	0.0	0.0	0.0	0.0	0.0	0.0	0.8
					해역배출	0.0	0.0	0.0	0.0	0.0	0.0	0.0	0.0	0.0	0.0	0.0	0.0	0.0	0.0	0.0	0.0
		C	31	발 생 량		1.8	0.0	0.0	0.0	0.0	0.0	1.0	0.0	0.0	0.0	0.0	0.0	0.0	0.0	0.0	0.8
				처리방법	매 립	0.0															
					소 각	0.0															
					재 활 용	1.8						1.0									0.8
					해역배출	0.0															
	영암군	소계		발 생 량		776.4	3.9	0.0	54.2	12.4	0.0	18.3	0.1	0.0	0.0	0.0	13.0	647.3	0.0	0.0	27.2
				처리방법	매 립	31.1	0.0	0.0	0.3	1.4	0.0	0.6	0.1	0.0	0.0	0.0	13.0	0.0	0.0	0.0	15.7
					소 각	0.0	0.0	0.0	0.0	0.0	0.0	0.0	0.0	0.0	0.0	0.0	0.0	0.0	0.0	0.0	0.0
					재 활 용	745.3	3.9	0.0	53.9	11.0	0.0	17.7	0.0	0.0	0.0	0.0	0.0	647.3	0.0	0.0	11.5
					해역배출	0.0	0.0	0.0	0.0	0.0	0.0	0.0	0.0	0.0	0.0	0.0	0.0	0.0	0.0	0.0	0.0
		C	25	발 생 량		776.4	3.9	0.0	54.2	12.4	0.0	18.3	0.1	0.0	0.0	0.0	13.0	647.3	0.0	0.0	27.2
				처리방법	매 립	31.1			0.3	1.4		0.6	0.1				13.0				15.7
					소 각	0.0															
					재 활 용	745.3	3.9		53.9	11.0		17.7						647.3			11.5
					해역배출	0.0															
	무안군	소계		발 생 량		21.2	0.0	0.0	5.9	0.0	1.5	0.0	0.0	0.0	0.0	0.4	0.0	0.0	0.0	0.0	13.4
				처리방법	매 립	6.0	0.0	0.0	5.9	0.0	0.1	0.0	0.0	0.0	0.0	0.0	0.0	0.0	0.0	0.0	0.0
					소 각	0.0	0.0	0.0	0.0	0.0	0.0	0.0	0.0	0.0	0.0	0.0	0.0	0.0	0.0	0.0	0.0
					재 활 용	15.2	0.0	0.0	0.0	0.0	1.4	0.0	0.0	0.0	0.0	0.4	0.0	0.0	0.0	0.0	13.4
					해역배출	0.0	0.0	0.0	0.0	0.0	0.0	0.0	0.0	0.0	0.0	0.0	0.0	0.0	0.0	0.0	0.0

(단위:톤/일)

지역구분		업종		발생량 및 처리현황		총계	가 연 성													
시도	시군구	대분류	중분류				소계	폐지류	폐목재류	폐합성고분자화합물				유기성오니류				동식물성잔재물	폐식용유	기타
										폐섬유류	폐합성 수지	폐합성 고무	폐피혁	폐수처리오니	공정오니	정수 처리오니	하수 처리오니			
전남	무안군	C	10	발생량		17.6	17.6	0.0	0.0	0.0	0.1	0.0	0.0	0.0	0.0	0.0	0.0	17.5	0.0	0.0
				처리방법	매 립	0.0	0.0													
					소 각	0.0	0.0													
					재 활 용	17.6	17.6				0.1							17.5		
					해역배출	0.0	0.0													
		C	23	발생량		0.4	0.0	0.0	0.0	0.0	0.0	0.0	0.0	0.0	0.0	0.0	0.0	0.0	0.0	0.0
				처리방법	매 립	0.0	0.0													
					소 각	0.0	0.0													
					재 활 용	0.4	0.0													
					해역배출	0.0	0.0													
		C	25	발생량		1.3	0.0	0.0	0.0	0.0	0.0	0.0	0.0	0.0	0.0	0.0	0.0	0.0	0.0	0.0
				처리방법	매 립	0.1	0.0													
					소 각	0.0	0.0													
					재 활 용	1.2	0.0													
					해역배출	0.0	0.0													
		C	33	발생량		1.1	0.0	0.0	0.0	0.0	0.0	0.0	0.0	0.0	0.0	0.0	0.0	0.0	0.0	0.0
				처리방법	매 립	0.0	0.0													
					소 각	0.0	0.0													
					재 활 용	1.1	0.0													
					해역배출	0.0	0.0													
		E		발생량		19.4	1.0	0.0	0.1	0.0	0.9	0.0	0.0	0.0	0.0	0.0	0.0	0.0	0.0	0.0
				처리방법	매 립	5.9	0.0													
					소 각	0.4	0.4		0.1		0.3									
					재 활 용	13.1	0.6				0.6									
					해역배출	0.0	0.0													
		F		발생량		1.2	1.2	0.0	1.1	0.0	0.1	0.0	0.0	0.0	0.0	0.0	0.0	0.0	0.0	0.0
				처리방법	매 립	0.0	0.0													
					소 각	0.1	0.1				0.1									
					재 활 용	1.1	1.1		1.1											
					해역배출	0.0	0.0													
		O		발생량		3.9	3.9	0.0	0.2	0.0	3.7	0.0	0.0	0.0	0.0	0.0	0.0	0.0	0.0	0.0
				처리방법	매 립	0.0	0.0													
					소 각	3.9	3.9		0.2		3.7									
					재 활 용	0.0	0.0													
					해역배출	0.0	0.0													
	함평군	소계		발생량		43.7	21.1	0.0	12.1	0.0	2.9	1.0	0.0	0.0	0.0	0.0	0.0	5.1	0.0	0.0
				처리방법	매 립	1.4	0.0	0.0	0.0	0.0	0.0	0.0	0.0	0.0	0.0	0.0	0.0	0.0	0.0	0.0
					소 각	1.9	1.9	0.0	0.0	0.0	1.9	0.0	0.0	0.0	0.0	0.0	0.0	0.0	0.0	0.0
					재 활 용	40.4	19.2	0.0	12.1	0.0	1.0	1.0	0.0	0.0	0.0	0.0	0.0	5.1	0.0	0.0
					해역배출	0.0	0.0	0.0	0.0	0.0	0.0	0.0	0.0	0.0	0.0	0.0	0.0	0.0	0.0	0.0
		C	10	발생량		6.6	5.3	0.0	0.0	0.0	0.2	0.0	0.0	0.0	0.0	0.0	0.0	5.1	0.0	0.0
				처리방법	매 립	0.0	0.0													
					소 각	0.2	0.2				0.2									
					재 활 용	6.4	5.1											5.1		
					해역배출	0.0	0.0													
		C	16	발생량		0.6	0.6	0.0	0.6	0.0	0.0	0.0	0.0	0.0	0.0	0.0	0.0	0.0	0.0	0.0
				처리방법	매 립	0.0	0.0													
					소 각	0.0	0.0													
					재 활 용	0.6	0.6		0.6											
					해역배출	0.0	0.0													
		C	20	발생량		0.1	0.0	0.0	0.0	0.0	0.0	0.0	0.0	0.0	0.0	0.0	0.0	0.0	0.0	0.0
				처리방법	매 립	0.1	0.0													
					소 각	0.0	0.0													
					재 활 용	0.0	0.0													
					해역배출	0.0	0.0													

(단위:톤/일)

구분		업종		발생량 및 처리현황	불 연 성															
시도	시군구	대분류	중분류		소계	광재류	연소재	소각재	분진류	폐주물사 모래류	폐금속류	폐석회 석고류	폐촉매	폐흡착재폐흡수재	유리·도자기편류	무기성오니류				기타
																폐수처리오니	공정오니	정수처리오니	하수처리오니	
전남	무안군	C	10	발 생 량	0.0	0.0	0.0	0.0	0.0	0.0	0.0	0.0	0.0	0.0	0.0	0.0	0.0	0.0	0.0	0.0
				처리방법 매 립	0.0															
				처리방법 소 각	0.0															
				처리방법 재 활 용	0.0															
				처리방법 해역배출	0.0															
		C	23	발 생 량	0.4	0.0	0.0	0.0	0.0	0.0	0.0	0.0	0.0	0.0	0.4	0.0	0.0	0.0	0.0	0.0
				처리방법 매 립	0.0															
				처리방법 소 각	0.0															
				처리방법 재 활 용	0.4										0.4					
				처리방법 해역배출	0.0															
		C	25	발 생 량	1.3	0.0	0.0	0.0	0.0	1.3	0.0	0.0	0.0	0.0	0.0	0.0	0.0	0.0	0.0	0.0
				처리방법 매 립	0.1					0.1										
				처리방법 소 각	0.0															
				처리방법 재 활 용	1.2					1.2										
				처리방법 해역배출	0.0															
		C	33	발 생 량	1.1	0.0	0.0	0.0	0.0	0.2	0.0	0.0	0.0	0.0	0.0	0.0	0.0	0.0	0.0	0.9
				처리방법 매 립	0.0															
				처리방법 소 각	0.0															
				처리방법 재 활 용	1.1					0.2										0.9
				처리방법 해역배출	0.0															
		E		발 생 량	18.4	0.0	0.0	5.9	0.0	0.0	0.0	0.0	0.0	0.0	0.0	0.0	0.0	0.0	0.0	12.5
				처리방법 매 립	5.9			5.9												
				처리방법 소 각	0.0															
				처리방법 재 활 용	12.5															12.5
				처리방법 해역배출	0.0															
		F		발 생 량	0.0	0.0	0.0	0.0	0.0	0.0	0.0	0.0	0.0	0.0	0.0	0.0	0.0	0.0	0.0	0.0
				처리방법 매 립	0.0															
				처리방법 소 각	0.0															
				처리방법 재 활 용	0.0															
				처리방법 해역배출	0.0															
		O		발 생 량	0.0	0.0	0.0	0.0	0.0	0.0	0.0	0.0	0.0	0.0	0.0	0.0	0.0	0.0	0.0	0.0
				처리방법 매 립	0.0															
				처리방법 소 각	0.0															
				처리방법 재 활 용	0.0															
				처리방법 해역배출	0.0															
	함평군	소계		발 생 량	22.6	0.0	0.0	0.1	0.0	1.5	0.0	0.1	0.0	0.0	1.4	1.4	0.0	0.0	7.2	10.9
				처리방법 매 립	1.4	0.0	0.0	0.1	0.0	0.0	0.0	0.1	0.0	0.0	0.0	0.1	0.0	0.0	0.0	1.1
				처리방법 소 각	0.0	0.0	0.0	0.0	0.0	0.0	0.0	0.0	0.0	0.0	0.0	0.0	0.0	0.0	0.0	0.0
				처리방법 재 활 용	21.2	0.0	0.0	0.0	0.0	1.5	0.0	0.0	0.0	0.0	1.4	1.3	0.0	0.0	7.2	9.8
				처리방법 해역배출	0.0	0.0	0.0	0.0	0.0	0.0	0.0	0.0	0.0	0.0	0.0	0.0	0.0	0.0	0.0	0.0
		C	10	발 생 량	1.3	0.0	0.0	0.0	0.0	0.0	0.0	0.0	0.0	0.0	0.0	1.3	0.0	0.0	0.0	0.0
				처리방법 매 립	0.0															
				처리방법 소 각	0.0															
				처리방법 재 활 용	1.3											1.3				
				처리방법 해역배출	0.0															
		C	16	발 생 량	0.0	0.0	0.0	0.0	0.0	0.0	0.0	0.0	0.0	0.0	0.0	0.0	0.0	0.0	0.0	0.0
				처리방법 매 립	0.0															
				처리방법 소 각	0.0															
				처리방법 재 활 용	0.0															
				처리방법 해역배출	0.0															
		C	20	발 생 량	0.1	0.0	0.0	0.0	0.0	0.0	0.0	0.0	0.0	0.0	0.0	0.1	0.0	0.0	0.0	0.0
				처리방법 매 립	0.1											0.1				
				처리방법 소 각	0.0															
				처리방법 재 활 용	0.0															
				처리방법 해역배출	0.0															

(단위:톤/일)

지역구분		업종		발생량 및 처리현황		총계	가 연 성														
시도	시군구	대분류	중분류				소계	폐지류	폐목재류	폐합성고분자화합물				유기성오니류				동식물성잔재물	폐식용유	기타
										폐섬유류	폐합성 수지	폐합성 고무	폐피혁	폐수처리오니	공정오니	정수 처리오니	하수 처리오니			
전남	함평군	C	22	발 생 량		2.7	1.5	0.0	0.0	0.0	0.5	1.0	0.0	0.0	0.0	0.0	0.0	0.0	0.0	0.0
				처리방법	매 립	0.0	0.0													
					소 각	0.3	0.3				0.3									
					재 활 용	2.4	1.2				0.2	1.0								
					해역배출	0.0	0.0													
		C	23	발 생 량		7.6	0.9	0.0	0.0	0.0	0.9	0.0	0.0	0.0	0.0	0.0	0.0	0.0	0.0	0.0
				처리방법	매 립	0.2	0.0													
					소 각	0.9	0.9				0.9									
					재 활 용	6.5	0.0													
					해역배출	0.0	0.0													
		C	25	발 생 량		1.0	0.0	0.0	0.0	0.0	0.0	0.0	0.0	0.0	0.0	0.0	0.0	0.0	0.0	0.0
				처리방법	매 립	0.0	0.0													
					소 각	0.0	0.0													
					재 활 용	1.0	0.0													
					해역배출	0.0	0.0													
		D		발 생 량		3.5	0.0	0.0	0.0	0.0	0.0	0.0	0.0	0.0	0.0	0.0	0.0	0.0	0.0	0.0
				처리방법	매 립	0.0	0.0													
					소 각	0.0	0.0													
					재 활 용	3.5	0.0													
					해역배출	0.0	0.0													
		F		발 생 량		11.5	11.5	0.0	11.5	0.0	0.0	0.0	0.0	0.0	0.0	0.0	0.0	0.0	0.0	0.0
				처리방법	매 립	0.0	0.0													
					소 각	0.0	0.0													
					재 활 용	11.5	11.5		11.5											
					해역배출	0.0	0.0													
		O		발 생 량		9.9	1.1	0.0	0.0	0.0	1.1	0.0	0.0	0.0	0.0	0.0	0.0	0.0	0.0	0.0
				처리방법	매 립	1.1	0.0													
					소 각	0.5	0.5				0.5									
					재 활 용	8.3	0.6				0.6									
					해역배출	0.0	0.0													
		S		발 생 량		0.2	0.2	0.0	0.0	0.0	0.2	0.0	0.0	0.0	0.0	0.0	0.0	0.0	0.0	0.0
				처리방법	매 립	0.0	0.0													
					소 각	0.0	0.0													
					재 활 용	0.2	0.2				0.2									
					해역배출	0.0	0.0													
	영광군	소계		발 생 량		10.7	9.7	0.0	0.4	0.0	0.8	0.0	0.0	0.9	0.0	0.2	5.7	0.0	0.0	1.7
				처리방법	매 립	1.5	1.3	0.0	0.0	0.0	0.0	0.0	0.0	0.9	0.0	0.2	0.1	0.0	0.0	0.1
					소 각	4.1	3.3	0.0	0.0	0.0	0.4	0.0	0.0	0.0	0.0	0.0	1.5	0.0	0.0	1.4
					재 활 용	5.1	5.1	0.0	0.4	0.0	0.4	0.0	0.0	0.0	0.0	0.0	4.1	0.0	0.0	0.2
					해역배출	0.0	0.0	0.0	0.0	0.0	0.0	0.0	0.0	0.0	0.0	0.0	0.0	0.0	0.0	0.0
		O		발 생 량		10.7	9.7	0.0	0.4	0.0	0.8	0.0	0.0	0.9	0.0	0.2	5.7	0.0	0.0	1.7
				처리방법	매 립	1.5	1.3	0.0	0.0	0.0	0.0	0.0	0.0	0.9	0.0	0.2	0.1	0.0	0.0	0.1
					소 각	4.1	3.3	0.0	0.0	0.0	0.4	0.0	0.0	0.0	0.0	0.0	1.5	0.0	0.0	1.4
					재 활 용	5.1	5.1	0.0	0.4	0.0	0.4	0.0	0.0	0.0	0.0	0.0	4.1	0.0	0.0	0.2
					해역배출	0.0	0.0	0.0	0.0	0.0	0.0	0.0	0.0	0.0	0.0	0.0	0.0	0.0	0.0	0.0
	장성군	소계		발 생 량		85.5	27.9	0.0	0.7	0.0	23.6	0.2	0.0	0.7	0.0	0.0	2.6	0.1	0.0	0.0
				처리방법	매 립	8.0	0.2	0.0	0.0	0.0	0.2	0.0	0.0	0.0	0.0	0.0	0.0	0.0	0.0	0.0
					소 각	8.5	8.4	0.0	0.0	0.0	8.2	0.2	0.0	0.0	0.0	0.0	0.0	0.0	0.0	0.0
					재 활 용	69.0	19.3	0.0	0.7	0.0	15.2	0.0	0.0	0.7	0.0	0.0	2.6	0.1	0.0	0.0
					해역배출	0.0	0.0	0.0	0.0	0.0	0.0	0.0	0.0	0.0	0.0	0.0	0.0	0.0	0.0	0.0
		C	33	발 생 량		85.5	27.9	0.0	0.7	0.0	23.6	0.2	0.0	0.7	0.0	0.0	2.6	0.1	0.0	0.0
				처리방법	매 립	8.0	0.2				0.2									
					소 각	8.5	8.4				8.2	0.2								
					재 활 용	69.0	19.3		0.7		15.2			0.7			2.6	0.1		
					해역배출	0.0	0.0													

(단위:톤/일)

구분		업종		발생량 및 처리현황	불 연 성															
시도	시군구	대분류	중분류		소계	광재류	연소재	소각재	분진류	폐주물사 모래류	폐금속류	폐석회 석고류	폐촉매	폐흡착재폐흡수재	유리·도자기편류	무기성오니류				기타
																폐수처리오니	공정오니	정수처리오니	하수처리오니	
전남	함평군	C	22	발 생 량	1.2	0.0	0.0	0.0	0.0	0.0	0.0	0.0	0.0	0.0	1.2	0.0	0.0	0.0	0.0	0.0
				처리방법 매 립	0.0															
				처리방법 소 각	0.0															
				처리방법 재 활 용	1.2										1.2					
				처리방법 해역배출	0.0															
		C	23	발 생 량	6.7	0.0	0.0	0.1	0.0	0.0	0.0	0.1	0.0	0.0	0.1	0.0	0.0	0.0	0.0	6.4
				처리방법 매 립	0.2			0.1				0.1								
				처리방법 소 각	0.0															
				처리방법 재 활 용	6.5										0.1					6.4
				처리방법 해역배출	0.0															
		C	25	발 생 량	1.0	0.0	0.0	0.0	0.0	1.0	0.0	0.0	0.0	0.0	0.0	0.0	0.0	0.0	0.0	0.0
				처리방법 매 립	0.0															
				처리방법 소 각	0.0															
				처리방법 재 활 용	1.0					1.0										
				처리방법 해역배출	0.0															
		D		발 생 량	3.5	0.0	0.0	0.0	0.0	0.0	0.0	0.0	0.0	0.0	0.1	0.0	0.0	0.0	0.0	3.4
				처리방법 매 립	0.0															
				처리방법 소 각	0.0															
				처리방법 재 활 용	3.5										0.1					3.4
				처리방법 해역배출	0.0															
		F		발 생 량	0.0	0.0	0.0	0.0	0.0	0.0	0.0	0.0	0.0	0.0	0.0	0.0	0.0	0.0	0.0	0.0
				처리방법 매 립	0.0															
				처리방법 소 각	0.0															
				처리방법 재 활 용	0.0															
				처리방법 해역배출	0.0															
		O		발 생 량	8.8	0.0	0.0	0.0	0.0	0.5	0.0	0.0	0.0	0.0	0.0	0.0	0.0	0.0	7.2	1.1
				처리방법 매 립	1.1															1.1
				처리방법 소 각	0.0															
				처리방법 재 활 용	7.7					0.5									7.2	
				처리방법 해역배출	0.0															
		S		발 생 량	0.0	0.0	0.0	0.0	0.0	0.0	0.0	0.0	0.0	0.0	0.0	0.0	0.0	0.0	0.0	0.0
				처리방법 매 립	0.0															
				처리방법 소 각	0.0															
				처리방법 재 활 용	0.0															
				처리방법 해역배출	0.0															
	영광군	소계		발 생 량	1.0	0.0	0.0	0.0	0.0	0.0	0.0	0.0	0.0	0.0	0.0	0.0	0.0	0.0	0.0	1.0
				처리방법 매 립	0.2	0.0	0.0	0.0	0.0	0.0	0.0	0.0	0.0	0.0	0.0	0.0	0.0	0.0	0.0	0.2
				처리방법 소 각	0.8	0.0	0.0	0.0	0.0	0.0	0.0	0.0	0.0	0.0	0.0	0.0	0.0	0.0	0.0	0.8
				처리방법 재 활 용	0.0	0.0	0.0	0.0	0.0	0.0	0.0	0.0	0.0	0.0	0.0	0.0	0.0	0.0	0.0	0.0
				처리방법 해역배출	0.0	0.0	0.0	0.0	0.0	0.0	0.0	0.0	0.0	0.0	0.0	0.0	0.0	0.0	0.0	0.0
		O		발 생 량	1.0	0.0	0.0	0.0	0.0	0.0	0.0	0.0	0.0	0.0	0.0	0.0	0.0	0.0	0.0	1.0
				처리방법 매 립	0.2	0.0	0.0	0.0	0.0	0.0	0.0	0.0	0.0	0.0	0.0	0.0	0.0	0.0	0.0	0.2
				처리방법 소 각	0.8	0.0	0.0	0.0	0.0	0.0	0.0	0.0	0.0	0.0	0.0	0.0	0.0	0.0	0.0	0.8
				처리방법 재 활 용	0.0	0.0	0.0	0.0	0.0	0.0	0.0	0.0	0.0	0.0	0.0	0.0	0.0	0.0	0.0	0.0
				처리방법 해역배출	0.0	0.0	0.0	0.0	0.0	0.0	0.0	0.0	0.0	0.0	0.0	0.0	0.0	0.0	0.0	0.0
	장성군	소계		발 생 량	57.6	11.7	0.0	0.0	20.9	9.1	0.0	0.0	0.0	0.2	5.0	0.0	1.6	1.0	0.3	7.8
				처리방법 매 립	7.8	6.6	0.0	0.0	0.0	0.0	0.0	0.0	0.0	0.2	0.1	0.0	0.0	0.0	0.2	0.7
				처리방법 소 각	0.1	0.0	0.0	0.0	0.0	0.0	0.0	0.0	0.0	0.0	0.0	0.0	0.0	0.0	0.0	0.1
				처리방법 재 활 용	49.7	5.1	0.0	0.0	20.9	9.1	0.0	0.0	0.0	0.0	4.9	0.0	1.6	1.0	0.1	7.0
				처리방법 해역배출	0.0	0.0	0.0	0.0	0.0	0.0	0.0	0.0	0.0	0.0	0.0	0.0	0.0	0.0	0.0	0.0
		C	33	발 생 량	57.6	11.7	0.0	0.0	20.9	9.1	0.0	0.0	0.0	0.2	5.0	0.0	1.6	1.0	0.3	7.8
				처리방법 매 립	7.8	6.6			0.0					0.2	0.1	0.0			0.2	0.7
				처리방법 소 각	0.1															0.1
				처리방법 재 활 용	49.7	5.1			20.9	9.1					4.9		1.6	1.0	0.1	7.0
				처리방법 해역배출	0.0															

(단위:톤/일)

지역구분		업종		발생량 및 처리현황		총계	가 연 성													
시도	시군구	대분류	중분류				소계	폐지류	폐목재류	폐합성고분자화합물				유기성오니류				동식물성잔재물	폐식용유	기타
										폐섬유류	폐합성 수지	폐합성 고무	폐피혁	폐수처리오니	공정오니	정수 처리오니	하수 처리오니			
전남	완도군	소계		발생량		1.5	1.5	0.0	0.0	0.0	1.5	0.0	0.0	0.0	0.0	0.0	0.0	0.0	0.0	0.0
				처리방법	매 립	0.0	0.0	0.0	0.0	0.0	0.0	0.0	0.0	0.0	0.0	0.0	0.0	0.0	0.0	0.0
					소 각	1.0	1.0	0.0	0.0	0.0	1.0	0.0	0.0	0.0	0.0	0.0	0.0	0.0	0.0	0.0
					재 활 용	0.5	0.5	0.0	0.0	0.0	0.5	0.0	0.0	0.0	0.0	0.0	0.0	0.0	0.0	0.0
					해역배출	0.0	0.0	0.0	0.0	0.0	0.0	0.0	0.0	0.0	0.0	0.0	0.0	0.0	0.0	0.0
		C	10	발생량		1.5	1.5	0.0	0.0	0.0	1.5	0.0	0.0	0.0	0.0	0.0	0.0	0.0	0.0	0.0
				처리방법	매 립	0.0	0.0													
					소 각	1.0	1.0				1.0									
					재 활 용	0.5	0.5				0.5									
					해역배출	0.0	0.0													
	진도군	소계		발생량		2.1	1.6	0.0	0.0	0.0	0.0	0.0	0.0	0.0	0.0	0.0	1.6	0.0	0.0	0.0
				처리방법	매 립	0.5	0.0	0.0	0.0	0.0	0.0	0.0	0.0	0.0	0.0	0.0	0.0	0.0	0.0	0.0
					소 각	1.6	1.6	0.0	0.0	0.0	0.0	0.0	0.0	0.0	0.0	0.0	1.6	0.0	0.0	0.0
					재 활 용	0.0	0.0	0.0	0.0	0.0	0.0	0.0	0.0	0.0	0.0	0.0	0.0	0.0	0.0	0.0
					해역배출	0.0	0.0	0.0	0.0	0.0	0.0	0.0	0.0	0.0	0.0	0.0	0.0	0.0	0.0	0.0
		O		발생량		2.1	1.6	0.0	0.0	0.0	0.0	0.0	0.0	0.0	0.0	0.0	1.6	0.0	0.0	0.0
				처리방법	매 립	0.5	0.0													
					소 각	1.6	1.6										1.6			
					재 활 용	0.0	0.0													
					해역배출	0.0	0.0													
	신안군	소계		발생량		0.6	0.6	0.0	0.0	0.0	0.6	0.0	0.0	0.0	0.0	0.0	0.0	0.0	0.0	0.0
				처리방법	매 립	0.0	0.0	0.0	0.0	0.0	0.0	0.0	0.0	0.0	0.0	0.0	0.0	0.0	0.0	0.0
					소 각	0.6	0.6	0.0	0.0	0.0	0.6	0.0	0.0	0.0	0.0	0.0	0.0	0.0	0.0	0.0
					재 활 용	0.0	0.0	0.0	0.0	0.0	0.0	0.0	0.0	0.0	0.0	0.0	0.0	0.0	0.0	0.0
					해역배출	0.0	0.0	0.0	0.0	0.0	0.0	0.0	0.0	0.0	0.0	0.0	0.0	0.0	0.0	0.0
		O		발생량		0.6	0.6	0.0	0.0	0.0	0.6	0.0	0.0	0.0	0.0	0.0	0.0	0.0	0.0	0.0
				처리방법	매 립	0.0	0.0													
					소 각	0.6	0.6				0.6									
					재 활 용	0.0	0.0													
					해역배출	0.0	0.0													
경북	합계			발생량		23,658.0	2,379.5	6.3	170.9	40.2	773.0	36.8	11.6	497.4	36.0	0.0	476.1	200.2	1.1	129.9
				처리방법	매 립	4,564.0	377.7	0.0	0.0	0.5	16.5	0.0	0.0	130.5	9.2	0.0	181.2	26.5	0.0	13.3
					소 각	581.0	509.7	0.1	13.7	5.6	262.9	2.9	0.0	1.1	0.1	0.0	127.5	9.8	0.0	86.0
					재 활 용	18,303.8	1,284.0	6.2	157.2	34.1	490.6	33.9	11.6	178.4	14.5	0.0	165.2	160.7	1.1	30.5
					해역배출	209.2	208.1	0.0	0.0	0.0	3.0	0.0	0.0	187.4	12.2	0.0	2.2	3.2	0.0	0.1
	포항시	소계		발생량		18,395.3	214.4	0.0	36.7	0.5	45.5	6.4	0.0	10.7	9.5	0.0	94.5	4.5	0.0	6.1
				처리방법	매 립	3,015.2	37.8	0.0	0.0	0.5	5.2	0.0	0.0	6.3	6.5	0.0	13.1	1.7	0.0	4.5
					소 각	109.7	42.4	0.0	10.4	0.0	29.0	1.6	0.0	0.0	0.0	0.0	0.0	0.9	0.0	0.5
					재 활 용	15,266.3	130.3	0.0	26.3	0.0	11.3	4.8	0.0	0.5	3.0	0.0	81.4	1.9	0.0	1.1
					해역배출	4.1	3.9	0.0	0.0	0.0	0.0	0.0	0.0	3.9	0.0	0.0	0.0	0.0	0.0	0.0
		A		발생량		2.4	2.4	0.0	1.2	0.0	0.0	0.0	0.0	0.0	0.0	0.0	0.0	0.1	0.0	1.1
				처리방법	매 립	0.0	0.0													
					소 각	0.5	0.5		0.5											
					재 활 용	1.9	1.9		0.7									0.1		1.1
					해역배출	0.0	0.0													
		B		발생량		6.7	0.2	0.0	0.0	0.0	0.2	0.0	0.0	0.0	0.0	0.0	0.0	0.0	0.0	0.0
				처리방법	매 립	6.5	0.0													
					소 각	0.2	0.2				0.2									
					재 활 용	0.0	0.0													
					해역배출	0.0	0.0													
		C	10	발생량		6.9	6.7	0.0	0.0	0.0	0.1	0.0	0.0	3.9	0.0	0.0	0.0	2.7	0.0	0.0
				처리방법	매 립	1.9	1.7											1.7		
					소 각	0.0	0.0													
					재 활 용	1.1	1.1				0.1							1.0		
					해역배출	3.9	3.9							3.9						

(단위:톤/일)

구분		업종		발생량 및 처리현황	불 연 성															
																무기성오니류				
시도	시군구	대분류	중분류		소계	광재류	연소재	소각재	분진류	폐주물사 모래류	폐금속류	폐석회 석고류	폐촉매	폐흡착재폐흡수재	유리·도자기편류	폐수처리오니	공정오니	정수처리오니	하수처리오니	기타
전남	완도군	소계		발 생 량	0.0	0.0	0.0	0.0	0.0	0.0	0.0	0.0	0.0	0.0	0.0	0.0	0.0	0.0	0.0	0.0
				처리방법 매 립	0.0	0.0	0.0	0.0	0.0	0.0	0.0	0.0	0.0	0.0	0.0	0.0	0.0	0.0	0.0	0.0
				처리방법 소 각	0.0	0.0	0.0	0.0	0.0	0.0	0.0	0.0	0.0	0.0	0.0	0.0	0.0	0.0	0.0	0.0
				처리방법 재 활 용	0.0	0.0	0.0	0.0	0.0	0.0	0.0	0.0	0.0	0.0	0.0	0.0	0.0	0.0	0.0	0.0
				처리방법 해역배출	0.0	0.0	0.0	0.0	0.0	0.0	0.0	0.0	0.0	0.0	0.0	0.0	0.0	0.0	0.0	0.0
		C	10	발 생 량	0.0	0.0	0.0	0.0	0.0	0.0	0.0	0.0	0.0	0.0	0.0	0.0	0.0	0.0	0.0	0.0
				처리방법 매 립	0.0															
				처리방법 소 각	0.0															
				처리방법 재 활 용	0.0															
				처리방법 해역배출	0.0															
	진도군	소계		발 생 량	0.5	0.0	0.0	0.0	0.5	0.0	0.0	0.0	0.0	0.0	0.0	0.0	0.0	0.0	0.0	0.0
				처리방법 매 립	0.5	0.0	0.0	0.0	0.5	0.0	0.0	0.0	0.0	0.0	0.0	0.0	0.0	0.0	0.0	0.0
				처리방법 소 각	0.0	0.0	0.0	0.0	0.0	0.0	0.0	0.0	0.0	0.0	0.0	0.0	0.0	0.0	0.0	0.0
				처리방법 재 활 용	0.0	0.0	0.0	0.0	0.0	0.0	0.0	0.0	0.0	0.0	0.0	0.0	0.0	0.0	0.0	0.0
				처리방법 해역배출	0.0	0.0	0.0	0.0	0.0	0.0	0.0	0.0	0.0	0.0	0.0	0.0	0.0	0.0	0.0	0.0
		O		발 생 량	0.5	0.0	0.0	0.0	0.5	0.0	0.0	0.0	0.0	0.0	0.0	0.0	0.0	0.0	0.0	0.0
				처리방법 매 립	0.5				0.5											
				처리방법 소 각	0.0															
				처리방법 재 활 용	0.0															
				처리방법 해역배출	0.0															
	신안군	소계		발 생 량	0.0	0.0	0.0	0.0	0.0	0.0	0.0	0.0	0.0	0.0	0.0	0.0	0.0	0.0	0.0	0.0
				처리방법 매 립	0.0	0.0	0.0	0.0	0.0	0.0	0.0	0.0	0.0	0.0	0.0	0.0	0.0	0.0	0.0	0.0
				처리방법 소 각	0.0	0.0	0.0	0.0	0.0	0.0	0.0	0.0	0.0	0.0	0.0	0.0	0.0	0.0	0.0	0.0
				처리방법 재 활 용	0.0	0.0	0.0	0.0	0.0	0.0	0.0	0.0	0.0	0.0	0.0	0.0	0.0	0.0	0.0	0.0
				처리방법 해역배출	0.0	0.0	0.0	0.0	0.0	0.0	0.0	0.0	0.0	0.0	0.0	0.0	0.0	0.0	0.0	0.0
		O		발 생 량	0.0	0.0	0.0	0.0	0.0	0.0	0.0	0.0	0.0	0.0	0.0	0.0	0.0	0.0	0.0	0.0
				처리방법 매 립	0.0															
				처리방법 소 각	0.0															
				처리방법 재 활 용	0.0															
				처리방법 해역배출	0.0															
경북	합계			발 생 량	21,278.5	1,881.2	209.9	282.4	1,049.3	1,111.4	11,120.1	134.1	0.3	6.8	202.5	2,306.7	786.4	48.5	32.9	2,106.0
				처리방법 매 립	4,186.3	754.0	3.1	282.4	371.4	288.9	93.5	75.6	0.3	2.4	43.8	478.3	174.8	2.1	4.3	1,611.4
				처리방법 소 각	71.3	0.0	0.1	0.0	0.0	0.0	0.0	0.0	0.0	0.0	0.6	67.2	2.4	0.0	0.0	1.0
				처리방법 재 활 용	17,019.8	1,127.2	206.7	0.0	677.9	822.5	11,026.6	58.3	0.0	4.4	158.1	1,760.3	609.2	46.4	28.6	493.6
				처리방법 해역배출	1.1	0.0	0.0	0.0	0.0	0.0	0.0	0.2	0.0	0.0	0.0	0.9	0.0	0.0	0.0	0.0
	포항시	소계		발 생 량	18,180.9	1,448.8	0.0	0.0	954.6	187.0	11,058.6	55.8	0.0	1.1	33.6	1,864.0	710.8	3.8	0.9	1,861.9
				처리방법 매 립	2,977.4	413.9	0.0	0.0	347.1	85.7	93.5	0.4	0.0	0.6	2.5	338.9	137.9	0.0	0.9	1,556.0
				처리방법 소 각	67.3	0.0	0.0	0.0	0.0	0.0	0.0	0.0	0.0	0.0	0.0	67.1	0.0	0.0	0.0	0.2
				처리방법 재 활 용	15,136.0	1,034.9	0.0	0.0	607.5	101.3	10,965.1	55.2	0.0	0.5	31.1	1,458.0	572.9	3.8	0.0	305.7
				처리방법 해역배출	0.2	0.0	0.0	0.0	0.0	0.0	0.0	0.2	0.0	0.0	0.0	0.0	0.0	0.0	0.0	0.0
		A		발 생 량	0.0	0.0	0.0	0.0	0.0	0.0	0.0	0.0	0.0	0.0	0.0	0.0	0.0	0.0	0.0	0.0
				처리방법 매 립	0.0															
				처리방법 소 각	0.0															
				처리방법 재 활 용	0.0															
				처리방법 해역배출	0.0															
		B		발 생 량	6.5	2.9	0.0	0.0	2.8	0.8	0.0	0.0	0.0	0.0	0.0	0.0	0.0	0.0	0.0	0.0
				처리방법 매 립	6.5	2.9			2.8	0.8										
				처리방법 소 각	0.0															
				처리방법 재 활 용	0.0															
				처리방법 해역배출	0.0															
		C	10	발 생 량	0.2	0.0	0.0	0.0	0.0	0.0	0.0	0.0	0.0	0.0	0.0	0.2	0.0	0.0	0.0	0.0
				처리방법 매 립	0.2											0.2				
				처리방법 소 각	0.0															
				처리방법 재 활 용	0.0															
				처리방법 해역배출	0.0															

(단위:톤/일)

지역구분		업종		발생량 및 처리현황		총계	가 연 성														
시도	시군구	대분류	중분류				소계	폐지류	폐목재류	폐합성고분자화합물				유기성오니류				동식물성잔재물	폐식용유	기타
										폐섬유류	폐합성 수지	폐합성 고무	폐피혁	폐수처리오니	공정오니	정수 처리오니	하수 처리오니			
경북	포항시	C	20	발생량		14.5	5.6	0.0	0.0	0.0	1.3	0.0	0.0	0.0	0.0	0.0	0.0	0.0	0.0	4.3
				처리방법	매 립	11.0	4.3													4.3
					소 각	3.3	1.1				1.1									
					재 활 용	0.2	0.2				0.2									
					해역배출	0.0	0.0													
		C	21	발생량		0.1	0.1	0.0	0.0	0.0	0.1	0.0	0.0	0.0	0.0	0.0	0.0	0.0	0.0	0.0
				처리방법	매 립	0.0	0.0													
					소 각	0.0	0.0													
					재 활 용	0.1	0.1				0.1									
					해역배출	0.0	0.0													
		C	22	발생량		1,783.9	1.8	0.0	0.0	0.0	1.0	0.8	0.0	0.0	0.0	0.0	0.0	0.0	0.0	0.0
				처리방법	매 립	1,389.7	0.0													
					소 각	1.5	1.5				0.7	0.8								
					재 활 용	392.7	0.3				0.3									
					해역배출	0.0	0.0													
		C	23	발생량		162.3	12.3	0.0	1.5	0.0	3.2	0.0	0.0	3.0	4.1	0.0	0.0	0.0	0.0	0.5
				처리방법	매 립	37.6	6.8							2.7	4.1					
					소 각	4.1	4.1		0.5		3.1									0.5
					재 활 용	120.6	1.4		1.0		0.1			0.3						
					해역배출	0.0	0.0													
		C	24	발생량		16,123.8	61.5	0.0	18.5	0.1	29.1	4.6	0.0	3.8	5.4	0.0	0.0	0.0	0.0	0.0
				처리방법	매 립	1,498.5	10.2			0.1	4.1			3.6	2.4					
					소 각	83.7	18.7		0.1		18.6									
					재 활 용	14,541.4	32.6		18.4		6.4	4.6		0.2	3.0					
					해역배출	0.2	0.0													
		C	25	발생량		21.1	3.8	0.0	0.3	0.4	3.1	0.0	0.0	0.0	0.0	0.0	0.0	0.0	0.0	0.0
				처리방법	매 립	10.8	1.5			0.4	1.1									
					소 각	1.1	1.1				1.1									
					재 활 용	9.2	1.2		0.3		0.9									
					해역배출	0.0	0.0													
		C	30	발생량		0.6	0.1	0.0	0.0	0.0	0.0	0.1	0.0	0.0	0.0	0.0	0.0	0.0	0.0	0.0
				처리방법	매 립	0.0	0.0													
					소 각	0.0	0.0													
					재 활 용	0.6	0.1					0.1								
					해역배출	0.0	0.0													
		C	33	발생량		140.9	6.4	0.0	0.6	0.0	5.7	0.1	0.0	0.0	0.0	0.0	0.0	0.0	0.0	0.0
				처리방법	매 립	32.4	0.0													
					소 각	3.1	3.1				3.1									
					재 활 용	105.4	3.3		0.6		2.6	0.1								
					해역배출	0.0	0.0													
		D		발생량		5.8	0.8	0.0	0.0	0.0	0.0	0.8	0.0	0.0	0.0	0.0	0.0	0.0	0.0	0.0
				처리방법	매 립	1.2	0.0													
					소 각	0.8	0.8					0.8								
					재 활 용	3.8	0.0													
					해역배출	0.0	0.0													
		E		발생량		100.0	97.8	0.0	0.8	0.0	1.4	0.0	0.0	0.0	0.0	0.0	94.5	0.9	0.0	0.2
				처리방법	매 립	15.2	13.3										13.1			0.2
					소 각	2.7	2.6		0.6		1.1							0.9		
					재 활 용	82.1	81.9		0.2		0.3						81.4			
					해역배출	0.0	0.0													
		F		발생량		21.5	13.4	0.0	13.1	0.0	0.3	0.0	0.0	0.0	0.0	0.0	0.0	0.0	0.0	0.0
				처리방법	매 립	7.7	0.0													
					소 각	8.5	8.5		8.5											
					재 활 용	5.3	4.9		4.6		0.3									
					해역배출	0.0	0.0													

(단위:톤/일)

구분		업종		발생량 및 처리현황	불 연 성															
시도	시군구	대분류	중분류		소계	광재류	연소재	소각재	분진류	폐주물사 모래류	폐금속류	폐석회 석고류	폐촉매	폐흡착재폐흡수재	유리·도자기편류	무기성오니류				기타
																폐수처리오니	공정오니	정수처리오니	하수처리오니	
경북	포항시	C	20	발 생 량	8.9	2.4	0.0	0.0	0.2	2.4	0.0	0.0	0.0	0.0	0.0	2.2	1.4	0.0	0.3	0.0
				처리방법 매 립	6.7	2.4			0.2	2.4							1.4		0.3	
				처리방법 소 각	2.2											2.2				
				처리방법 재 활 용	0.0															
				처리방법 해역배출	0.0															
		C	21	발 생 량	0.0	0.0	0.0	0.0	0.0	0.0	0.0	0.0	0.0	0.0	0.0	0.0	0.0	0.0	0.0	0.0
				처리방법 매 립	0.0															
				처리방법 소 각	0.0															
				처리방법 재 활 용	0.0															
				처리방법 해역배출	0.0															
		C	22	발 생 량	1,782.1	389.6	0.0	0.0	30.8	0.0	0.0	0.0	0.0	0.0	0.0	0.0	490.6	0.0	0.0	871.1
				처리방법 매 립	1,389.7	389.6			1.2								127.8			871.1
				처리방법 소 각	0.0															
				처리방법 재 활 용	392.4				29.6								362.8			
				처리방법 해역배출	0.0															
		C	23	발 생 량	150.0	21.1	0.0	0.0	6.6	56.6	0.0	11.0	0.0	0.1	0.0	17.8	3.7	0.0	0.0	33.1
				처리방법 매 립	30.8	10.1			0.6							17.7	0.7			1.7
				처리방법 소 각	0.0															
				처리방법 재 활 용	119.2	11.0			6.0	56.6		11.0		0.1		0.1	3.0			31.4
				처리방법 해역배출	0.0															
		C	24	발 생 량	16,062.3	1,026.9	0.0	0.0	892.1	120.2	11,058.6	0.6	0.0	0.5	31.9	1,827.9	157.9	0.0	0.0	945.7
				처리방법 매 립	1,488.3	3.3			333.8	76.3	93.5	0.4		0.5	0.8	305.4	1.5			672.8
				처리방법 소 각	65.0											64.9				0.1
				처리방법 재 활 용	14,508.8	1,023.6			558.3	43.9	10,965.1				31.1	1,457.6	156.4			272.8
				처리방법 해역배출	0.2							0.2								
		C	25	발 생 량	17.3	2.4	0.0	0.0	2.3	1.9	0.0	0.0	0.0	0.2	0.1	4.9	5.2	0.0	0.1	0.2
				처리방법 매 립	9.3	2.2			0.6	1.1					0.1	4.6	0.4		0.1	0.2
				처리방법 소 각	0.0															
				처리방법 재 활 용	8.0	0.2			1.7	0.8				0.2		0.3	4.8			
				처리방법 해역배출	0.0															
		C	30	발 생 량	0.5	0.0	0.0	0.0	0.5	0.0	0.0	0.0	0.0	0.0	0.0	0.0	0.0	0.0	0.0	0.0
				처리방법 매 립	0.0															
				처리방법 소 각	0.0															
				처리방법 재 활 용	0.5				0.5											
				처리방법 해역배출	0.0															
		C	33	발 생 량	134.5	3.4	0.0	0.0	19.2	2.5	0.0	44.2	0.0	0.3	0.2	11.0	51.1	0.0	0.0	2.6
				처리방법 매 립	32.4	3.3			7.9	2.5				0.1	0.2	11.0	5.4			2.0
				처리방법 소 각	0.0															
				처리방법 재 활 용	102.1	0.1			11.3			44.2		0.2			45.7			0.6
				처리방법 해역배출	0.0															
		D		발 생 량	5.0	0.0	0.0	0.0	0.0	0.2	0.0	0.0	0.0	0.0	1.0	0.0	0.0	3.8	0.0	0.0
				처리방법 매 립	1.2					0.2					1.0					
				처리방법 소 각	0.0															
				처리방법 재 활 용	3.8													3.8		
				처리방법 해역배출	0.0															
		E		발 생 량	2.2	0.1	0.0	0.0	0.0	0.0	0.0	0.0	0.0	0.0	0.1	0.0	0.9	0.0	0.5	0.6
				처리방법 매 립	1.9	0.1									0.1		0.7		0.5	0.5
				처리방법 소 각	0.1															0.1
				처리방법 재 활 용	0.2												0.2			
				처리방법 해역배출	0.0															
		F		발 생 량	8.1	0.0	0.0	0.0	0.0	2.4	0.0	0.0	0.0	0.0	0.1	0.0	0.0	0.0	0.0	5.6
				처리방법 매 립	7.7					2.4					0.1					5.2
				처리방법 소 각	0.0															
				처리방법 재 활 용	0.4															0.4
				처리방법 해역배출	0.0															

(단위:톤/일)

지역구분		업종		발생량 및 처리현황		총계	가 연 성														
시도	시군구	대분류	중분류				소계	폐지류	폐목재류	폐합성고분자화합물				유기성오니류				동식물성잔재물	폐식용유	기타
										폐섬유류	폐합성 수지	폐합성 고무	폐피혁	폐수처리오니	공정오니	정수 처리오니	하수 처리오니			
경북	포항시	G		발 생 량		2.2	0.6	0.0	0.0	0.0	0.0	0.0	0.0	0.0	0.0	0.0	0.0	0.6	0.0	0.0
				처리방법	매 립	1.6	0.0													
					소 각	0.0	0.0													
					재 활 용	0.6	0.6											0.6		
					해역배출	0.0	0.0													
		J		발 생 량		0.4	0.0	0.0	0.0	0.0	0.0	0.0	0.0	0.0	0.0	0.0	0.0	0.0	0.0	0.0
				처리방법	매 립	0.0	0.0													
					소 각	0.0	0.0													
					재 활 용	0.4	0.0													
					해역배출	0.0	0.0													
		O		발 생 량		0.8	0.7	0.0	0.7	0.0	0.0	0.0	0.0	0.0	0.0	0.0	0.0	0.0	0.0	0.0
				처리방법	매 립	0.0	0.0													
					소 각	0.2	0.2		0.2											
					재 활 용	0.6	0.5		0.5											
					해역배출	0.0	0.0													
		Q		발 생 량		1.2	0.2	0.0	0.0	0.0	0.0	0.0	0.0	0.0	0.0	0.0	0.0	0.2	0.0	0.0
				처리방법	매 립	1.0	0.0													
					소 각	0.0	0.0													
					재 활 용	0.2	0.2											0.2		
					해역배출	0.0	0.0													
		R		발 생 량		0.1	0.0	0.0	0.0	0.0	0.0	0.0	0.0	0.0	0.0	0.0	0.0	0.0	0.0	0.0
				처리방법	매 립	0.1	0.0													
					소 각	0.0	0.0													
					재 활 용	0.0	0.0													
					해역배출	0.0	0.0													
		T		발 생 량		0.1	0.0	0.0	0.0	0.0	0.0	0.0	0.0	0.0	0.0	0.0	0.0	0.0	0.0	0.0
				처리방법	매 립	0.0	0.0													
					소 각	0.0	0.0													
					재 활 용	0.1	0.0													
					해역배출	0.0	0.0													
	경주시	소계		발 생 량		616.7	181.1	0.5	7.2	9.7	109.4	1.6	0.0	2.5	0.0	0.0	43.6	2.8	0.0	3.8
				처리방법	매 립	380.4	44.9	0.0	0.0	0.0	0.0	0.0	0.0	1.4	0.0	0.0	43.3	0.2	0.0	0.0
					소 각	30.0	30.0	0.0	0.4	1.8	25.1	0.0	0.0	0.0	0.0	0.0	0.0	0.0	0.0	2.7
					재 활 용	205.2	105.1	0.5	6.8	7.9	84.3	1.6	0.0	0.0	0.0	0.0	0.3	2.6	0.0	1.1
					해역배출	1.1	1.1	0.0	0.0	0.0	0.0	0.0	0.0	1.1	0.0	0.0	0.0	0.0	0.0	0.0
		B		발 생 량		3.5	1.3	0.0	0.1	0.0	1.0	0.0	0.0	0.0	0.0	0.0	0.0	0.0	0.0	0.2
				처리방법	매 립	0.9	0.0													
					소 각	0.0	0.0													
					재 활 용	2.6	1.3		0.1		1.0									0.2
					해역배출	0.0	0.0													
		C	10	발 생 량		4.2	3.5	0.0	0.0	0.0	1.1	0.0	0.0	1.1	0.0	0.0	0.0	1.3	0.0	0.0
				처리방법	매 립	0.9	0.2											0.2		
					소 각	0.3	0.3				0.3									
					재 활 용	1.9	1.9				0.8							1.1		
					해역배출	1.1	1.1							1.1						
		C	13	발 생 량		11.3	11.0	0.0	0.0	7.4	3.2	0.0	0.0	0.4	0.0	0.0	0.0	0.0	0.0	0.0
				처리방법	매 립	0.7	0.4							0.4						
					소 각	2.2	2.2			1.7	0.5									
					재 활 용	8.4	8.4			5.7	2.7									
					해역배출	0.0	0.0													
		C	15	발 생 량		3.1	3.1	0.0	0.0	0.5	2.3	0.0	0.0	0.3	0.0	0.0	0.0	0.0	0.0	0.0
				처리방법	매 립	0.3	0.3							0.3						
					소 각	0.1	0.1			0.1										
					재 활 용	2.7	2.7			0.4	2.3									
					해역배출	0.0	0.0													

(단위:톤/일)

구분		업종		발생량 및 처리현황		불 연 성															
시도	시군구	대분류	중분류			소계	광재류	연소재	소각재	분진류	폐주물사 모래류	폐금속류	폐석회 석고류	폐촉매	폐흡착재폐흡수재	유리·도자기편류	무기성오니류				기타
																	폐수처리오니	공정오니	정수처리오니	하수처리오니	
경북	포항시	G		발 생 량		1.6	0.0	0.0	0.0	0.0	0.0	0.0	0.0	0.0	0.0	0.2	0.0	0.0	0.0	0.0	1.4
				처리방법	매 립	1.6										0.2					1.4
					소 각	0.0															
					재 활 용	0.0															
					해역배출	0.0															
		J		발 생 량		0.4	0.0	0.0	0.0	0.0	0.0	0.0	0.0	0.0	0.0	0.0	0.0	0.0	0.0	0.0	0.4
				처리방법	매 립	0.0															
					소 각	0.0															
					재 활 용	0.4															0.4
					해역배출	0.0															
		O		발 생 량		0.1	0.0	0.0	0.0	0.0	0.0	0.0	0.0	0.0	0.0	0.0	0.0	0.0	0.0	0.0	0.1
				처리방법	매 립	0.0															
					소 각	0.0															
					재 활 용	0.1															0.1
					해역배출	0.0															
		Q		발 생 량		1.0	0.0	0.0	0.0	0.0	0.0	0.0	0.0	0.0	0.0	0.0	0.0	0.0	0.0	0.0	1.0
				처리방법	매 립	1.0															1.0
					소 각	0.0															
					재 활 용	0.0															
					해역배출	0.0															
		R		발 생 량		0.1	0.0	0.0	0.0	0.0	0.0	0.0	0.0	0.0	0.0	0.0	0.0	0.0	0.0	0.0	0.1
				처리방법	매 립	0.1															0.1
					소 각	0.0															
					재 활 용	0.0															
					해역배출	0.0															
		T		발 생 량		0.1	0.0	0.0	0.0	0.1	0.0	0.0	0.0	0.0	0.0	0.0	0.0	0.0	0.0	0.0	0.0
				처리방법	매 립	0.0															
					소 각	0.0															
					재 활 용	0.1				0.1											
					해역배출	0.0															
	경주시	소계		발 생 량		435.6	266.8	0.0	30.2	5.7	21.1	53.0	0.0	0.0	0.0	1.2	2.2	10.4	1.8	0.0	43.2
				처리방법	매 립	335.5	262.2	0.0	30.2	3.7	21.1	0.0	0.0	0.0	0.0	1.2	2.2	5.1	1.8	0.0	8.0
					소 각	0.0	0.0	0.0	0.0	0.0	0.0	0.0	0.0	0.0	0.0	0.0	0.0	0.0	0.0	0.0	0.0
					재 활 용	100.1	4.6	0.0	0.0	2.0	0.0	53.0	0.0	0.0	0.0	0.0	0.0	5.3	0.0	0.0	35.2
					해역배출	0.0	0.0	0.0	0.0	0.0	0.0	0.0	0.0	0.0	0.0	0.0	0.0	0.0	0.0	0.0	0.0
		B		발 생 량		2.2	0.3	0.0	0.0	0.0	0.0	0.0	0.0	0.0	0.0	0.0	0.0	0.0	0.0	0.0	1.9
				처리방법	매 립	0.9	0.3														0.6
					소 각	0.0															
					재 활 용	1.3															1.3
					해역배출	0.0															
		C	10	발 생 량		0.7	0.0	0.0	0.0	0.0	0.0	0.0	0.0	0.0	0.0	0.7	0.0	0.0	0.0	0.0	0.0
				처리방법	매 립	0.7										0.7					
					소 각	0.0															
					재 활 용	0.0															
					해역배출	0.0															
		C	13	발 생 량		0.3	0.0	0.0	0.1	0.2	0.0	0.0	0.0	0.0	0.0	0.0	0.0	0.0	0.0	0.0	0.0
				처리방법	매 립	0.3			0.1	0.2											
					소 각	0.0															
					재 활 용	0.0															
					해역배출	0.0															
		C	15	발 생 량		0.0	0.0	0.0	0.0	0.0	0.0	0.0	0.0	0.0	0.0	0.0	0.0	0.0	0.0	0.0	0.0
				처리방법	매 립	0.0															
					소 각	0.0															
					재 활 용	0.0															
					해역배출	0.0															

(단위:톤/일)

지역구분		업종		발생량 및 처리현황		총계	가 연 성														
시도	시군구	대분류	중분류				소계	폐지류	폐목재류	폐합성고분자화합물				유기성오니류				동식물성잔재물	폐식용유	기타
										폐섬유류	폐합성 수지	폐합성 고무	폐피혁	폐수처리오니	공정오니	정수 처리오니	하수 처리오니			
경북	경주시	C	16	발 생 량		2.3	2.3	0.0	1.5	0.0	0.7	0.0	0.0	0.0	0.0	0.0	0.0	0.0	0.0	0.1
				처리방법	매 립	0.0	0.0													
					소 각	0.2	0.2		0.2											
					재 활 용	2.1	2.1		1.3		0.7									0.1
					해역배출	0.0	0.0													
		C	17	발 생 량		3.1	3.1	0.2	0.2	0.0	1.9	0.0	0.0	0.1	0.0	0.0	0.0	0.0	0.0	0.7
				처리방법	매 립	0.1	0.1							0.1						
					소 각	1.2	1.2				0.7									0.5
					재 활 용	1.8	1.8	0.2	0.2		1.2									0.2
					해역배출	0.0	0.0													
		C	19	발 생 량		11.7	3.9	0.0	0.0	0.0	3.9	0.0	0.0	0.0	0.0	0.0	0.0	0.0	0.0	0.0
				처리방법	매 립	2.3	0.0													
					소 각	1.8	1.8				1.8									
					재 활 용	7.6	2.1				2.1									
					해역배출	0.0	0.0													
		C	20	발 생 량		11.6	8.8	0.0	0.0	0.0	8.4	0.0	0.0	0.0	0.0	0.0	0.0	0.0	0.0	0.4
				처리방법	매 립	0.7	0.0													
					소 각	0.9	0.9				0.5									0.4
					재 활 용	10.0	7.9				7.9									
					해역배출	0.0	0.0													
		C	21	발 생 량		3.3	3.3	0.0	0.0	0.0	3.3	0.0	0.0	0.0	0.0	0.0	0.0	0.0	0.0	0.0
				처리방법	매 립	0.0	0.0													
					소 각	0.0	0.0													
					재 활 용	3.3	3.3				3.3									
					해역배출	0.0	0.0													
		C	22	발 생 량		40.3	38.9	0.0	0.0	0.0	37.3	1.6	0.0	0.0	0.0	0.0	0.0	0.0	0.0	0.0
				처리방법	매 립	1.2	0.0													
					소 각	9.2	9.2				9.2									
					재 활 용	29.9	29.7				28.1	1.6								
					해역배출	0.0	0.0													
		C	23	발 생 량		12.3	4.0	0.0	0.0	0.0	3.7	0.0	0.0	0.3	0.0	0.0	0.0	0.0	0.0	0.0
				처리방법	매 립	4.8	0.3							0.3						
					소 각	0.6	0.6				0.6									
					재 활 용	6.9	3.1				3.1									
					해역배출	0.0	0.0													
		C	24	발 생 량		55.4	4.3	0.0	0.0	0.0	4.3	0.0	0.0	0.0	0.0	0.0	0.0	0.0	0.0	0.0
				처리방법	매 립	6.6	0.0													
					소 각	0.2	0.2				0.2									
					재 활 용	48.6	4.1				4.1									
					해역배출	0.0	0.0													
		C	25	발 생 량		23.4	8.1	0.0	0.0	0.0	8.1	0.0	0.0	0.0	0.0	0.0	0.0	0.0	0.0	0.0
				처리방법	매 립	1.3	0.0													
					소 각	3.4	3.4				3.4									
					재 활 용	18.7	4.7				4.7									
					해역배출	0.0	0.0													
		C	27	발 생 량		3.4	3.4	0.0	0.0	0.0	3.4	0.0	0.0	0.0	0.0	0.0	0.0	0.0	0.0	0.0
				처리방법	매 립	0.0	0.0													
					소 각	3.4	3.4				3.4									
					재 활 용	0.0	0.0													
					해역배출	0.0	0.0													
		C	29	발 생 량		5.6	5.3	0.0	0.1	0.0	5.2	0.0	0.0	0.0	0.0	0.0	0.0	0.0	0.0	0.0
				처리방법	매 립	0.0	0.0													
					소 각	0.3	0.3				0.3									
					재 활 용	5.3	5.0		0.1		4.9									
					해역배출	0.0	0.0													

(단위:톤/일)

구분		업종		발생량 및 처리현황		불 연 성															
시도	시군구	대분류	중분류			소계	광재류	연소재	소각재	분진류	폐주물사 모래류	폐금속류	폐석회 석고류	폐촉매	폐흡착재폐흡수재	유리·도자기편류	무기성오니류				기타
																	폐수처리오니	공정오니	정수처리오니	하수처리오니	
경북	경주시	C	16	발 생 량		0.0	0.0	0.0	0.0	0.0	0.0	0.0	0.0	0.0	0.0	0.0	0.0	0.0	0.0	0.0	0.0
				처리방법	매 립	0.0															
					소 각	0.0															
					재 활 용	0.0															
					해역배출	0.0															
		C	17	발 생 량		0.0	0.0	0.0	0.0	0.0	0.0	0.0	0.0	0.0	0.0	0.0	0.0	0.0	0.0	0.0	0.0
				처리방법	매 립	0.0															
					소 각	0.0															
					재 활 용	0.0															
					해역배출	0.0															
		C	19	발 생 량		7.8	0.3	0.0	0.0	0.7	0.0	0.0	0.0	0.0	0.0	0.0	0.0	0.0	0.0	0.0	6.8
				처리방법	매 립	2.3	0.3			0.3											1.7
					소 각	0.0															
					재 활 용	5.5				0.4											5.1
					해역배출	0.0															
		C	20	발 생 량		2.8	0.0	0.0	0.0	0.0	0.0	0.0	0.0	0.0	0.0	0.0	0.7	0.0	0.0	0.0	2.1
				처리방법	매 립	0.7											0.7				
					소 각	0.0															
					재 활 용	2.1															2.1
					해역배출	0.0															
		C	21	발 생 량		0.0	0.0	0.0	0.0	0.0	0.0	0.0	0.0	0.0	0.0	0.0	0.0	0.0	0.0	0.0	0.0
				처리방법	매 립	0.0															
					소 각	0.0															
					재 활 용	0.0															
					해역배출	0.0															
		C	22	발 생 량		1.4	0.0	0.0	0.0	0.7	0.0	0.0	0.0	0.0	0.0	0.0	0.7	0.0	0.0	0.0	0.0
				처리방법	매 립	1.2				0.5							0.7				
					소 각	0.0															
					재 활 용	0.2				0.2											
					해역배출	0.0															
		C	23	발 생 량		8.3	0.3	0.0	0.0	0.5	1.3	0.0	0.0	0.0	0.0	0.0	0.0	0.0	0.0	0.0	6.2
				처리방법	매 립	4.5	0.3			0.4	1.3										2.5
					소 각	0.0															
					재 활 용	3.8				0.1											3.7
					해역배출	0.0															
		C	24	발 생 량		51.1	1.7	0.0	0.0	0.4	0.8	37.3	0.0	0.0	0.0	0.0	0.3	10.4	0.0	0.0	0.2
				처리방법	매 립	6.6	0.2			0.2	0.8						0.3	5.1			
					소 각	0.0															
					재 활 용	44.5	1.5			0.2		37.3						5.3			0.2
					해역배출	0.0															
		C	25	발 생 량		15.3	0.5	0.0	0.0	0.6	1.0	13.1	0.0	0.0	0.0	0.0	0.0	0.0	0.0	0.0	0.1
				처리방법	매 립	1.3				0.3	1.0										
					소 각	0.0															
					재 활 용	14.0	0.5			0.3		13.1									0.1
					해역배출	0.0															
		C	27	발 생 량		0.0	0.0	0.0	0.0	0.0	0.0	0.0	0.0	0.0	0.0	0.0	0.0	0.0	0.0	0.0	0.0
				처리방법	매 립	0.0															
					소 각	0.0															
					재 활 용	0.0															
					해역배출	0.0															
		C	29	발 생 량		0.3	0.3	0.0	0.0	0.0	0.0	0.0	0.0	0.0	0.0	0.0	0.0	0.0	0.0	0.0	0.0
				처리방법	매 립	0.0															
					소 각	0.0															
					재 활 용	0.3	0.3														
					해역배출	0.0															

(단위:톤/일)

지역구분		업종		발생량 및 처리현황		총계	가 연 성														
시도	시군구	대분류	중분류				소계	폐지류	폐목재류	폐합성고분자화합물				유기성오니류				동식물성잔재물	폐식용유	기타
										폐섬유류	폐합성 수지	폐합성 고무	폐피혁	폐수처리오니	공정오니	정수 처리오니	하수 처리오니			
경북	경주시	C	30	발 생 량		8.3	8.3	0.0	0.0	0.5	6.6	0.0	0.0	0.0	0.0	0.0	0.0	0.0	0.0	1.2
				처리방법	매 립	0.0	0.0													
					소 각	1.7	1.7				0.5									1.2
					재 활 용	6.6	6.6			0.5	6.1									
					해역배출	0.0	0.0													
		C	31	발 생 량		1.6	1.2	0.0	0.0	0.0	1.2	0.0	0.0	0.0	0.0	0.0	0.0	0.0	0.0	0.0
				처리방법	매 립	0.2	0.0													
					소 각	0.3	0.3				0.3									
					재 활 용	1.1	0.9				0.9									
					해역배출	0.0	0.0													
		C	32	발 생 량		5.5	5.3	0.0	2.7	0.0	2.6	0.0	0.0	0.0	0.0	0.0	0.0	0.0	0.0	0.0
				처리방법	매 립	0.2	0.0													
					소 각	0.4	0.4		0.1		0.3									
					재 활 용	4.9	4.9		2.6		2.3									
					해역배출	0.0	0.0													
		C	33	발 생 량		53.8	12.1	0.0	0.1	1.0	9.3	0.0	0.0	0.0	0.0	0.0	0.0	1.3	0.0	0.4
				처리방법	매 립	23.3	0.0													
					소 각	3.3	3.3		0.1		2.8									0.4
					재 활 용	27.2	8.8			1.0	6.5							1.3		
					해역배출	0.0	0.0													
		D		발 생 량		1.8	0.0	0.0	0.0	0.0	0.0	0.0	0.0	0.0	0.0	0.0	0.0	0.0	0.0	0.0
				처리방법	매 립	1.8	0.0													
					소 각	0.0	0.0													
					재 활 용	0.0	0.0													
					해역배출	0.0	0.0													
		E		발 생 량		293.6	3.2	0.0	0.6	0.3	0.8	0.0	0.0	0.3	0.0	0.0	0.6	0.0	0.0	0.6
				처리방법	매 립	291.0	0.6							0.3			0.3			
					소 각	0.0	0.0													
					재 활 용	2.6	2.6		0.6	0.3	0.8						0.3			0.6
					해역배출	0.0	0.0													
		F		발 생 량		13.2	2.3	0.0	1.8	0.0	0.3	0.0	0.0	0.0	0.0	0.0	0.0	0.0	0.0	0.2
				처리방법	매 립	1.1	0.0													
					소 각	0.5	0.5				0.3									0.2
					재 활 용	11.6	1.8		1.8											
					해역배출	0.0	0.0													
		G		발 생 량		0.3	0.3	0.0	0.1	0.0	0.2	0.0	0.0	0.0	0.0	0.0	0.0	0.0	0.0	0.0
				처리방법	매 립	0.0	0.0													
					소 각	0.0	0.0													
					재 활 용	0.3	0.3		0.1		0.2									
					해역배출	0.0	0.0													
		O		발 생 량		43.0	43.0	0.0	0.0	0.0	0.0	0.0	0.0	0.0	0.0	0.0	43.0	0.0	0.0	0.0
				처리방법	매 립	43.0	43.0										43.0			
					소 각	0.0	0.0													
					재 활 용	0.0	0.0													
					해역배출	0.0	0.0													
		P		발 생 량		1.1	1.1	0.3	0.0	0.0	0.6	0.0	0.0	0.0	0.0	0.0	0.0	0.2	0.0	0.0
				처리방법	매 립	0.0	0.0													
					소 각	0.0	0.0													
					재 활 용	1.1	1.1	0.3			0.6							0.2		
					해역배출	0.0	0.0													
	김천시	합계		발 생 량		300.1	211.2	0.0	1.9	1.0	61.8	0.0	0.0	116.7	0.0	0.0	14.6	7.3	0.0	7.9
				처리방법	매 립	83.6	19.3	0.0	0.0	0.0	0.7	0.0	0.0	1.8	0.0	0.0	12.4	1.3	0.0	3.1
					소 각	39.1	38.5	0.0	0.2	0.0	31.8	0.0	0.0	0.0	0.0	0.0	0.0	1.9	0.0	4.6
					재 활 용	161.4	137.4	0.0	1.7	1.0	26.3	0.0	0.0	104.1	0.0	0.0	0.0	4.1	0.0	0.2
					해역배출	16.0	16.0	0.0	0.0	0.0	3.0	0.0	0.0	10.8	0.0	0.0	2.2	0.0	0.0	0.0

(단위:톤/일)

구분		업종		발생량 및 처리현황	불 연 성															
시도	시군구	대분류	중분류		소계	광재류	연소재	소각재	분진류	폐주물사 모래류	폐금속류	폐석회 석고류	폐촉매	폐흡착재폐흡수재	유리·도자기편류	무기성오니류				기타
																폐수처리오니	공정오니	정수처리오니	하수처리오니	
경북	경주시	C	30	발 생 량	0.0	0.0	0.0	0.0	0.0	0.0	0.0	0.0	0.0	0.0	0.0	0.0	0.0	0.0	0.0	0.0
				처리방법 매 립	0.0															
				처리방법 소 각	0.0															
				처리방법 재 활 용	0.0															
				처리방법 해역배출	0.0															
		C	31	발 생 량	0.4	0.2	0.0	0.0	0.0	0.0	0.0	0.0	0.0	0.0	0.0	0.2	0.0	0.0	0.0	0.0
				처리방법 매 립	0.2											0.2				
				처리방법 소 각	0.0															
				처리방법 재 활 용	0.2	0.2														
				처리방법 해역배출	0.0															
		C	32	발 생 량	0.2	0.0	0.0	0.0	0.2	0.0	0.0	0.0	0.0	0.0	0.0	0.0	0.0	0.0	0.0	0.0
				처리방법 매 립	0.2				0.2											
				처리방법 소 각	0.0															
				처리방법 재 활 용	0.0															
				처리방법 해역배출	0.0															
		C	33	발 생 량	41.7	2.9	0.0	0.0	2.4	18.0	2.6	0.0	0.0	0.0	0.5	0.3	0.0	0.0	0.0	15.0
				처리방법 매 립	23.3	0.8			1.6	18.0					0.5	0.3				2.1
				처리방법 소 각	0.0															
				처리방법 재 활 용	18.4	2.1			0.8		2.6									12.9
				처리방법 해역배출	0.0															
		D		발 생 량	1.8	0.0	0.0	0.0	0.0	0.0	0.0	0.0	0.0	0.0	0.0	0.0	0.0	1.8	0.0	0.0
				처리방법 매 립	1.8													1.8		
				처리방법 소 각	0.0															
				처리방법 재 활 용	0.0															
				처리방법 해역배출	0.0															
		E		발 생 량	290.4	260.3	0.0	30.1	0.0	0.0	0.0	0.0	0.0	0.0	0.0	0.0	0.0	0.0	0.0	0.0
				처리방법 매 립	290.4	260.3		30.1												
				처리방법 소 각	0.0															
				처리방법 재 활 용	0.0															
				처리방법 해역배출	0.0															
		F		발 생 량	10.9	0.0	0.0	0.0	0.0	0.0	0.0	0.0	0.0	0.0	0.0	0.0	0.0	0.0	0.0	10.9
				처리방법 매 립	1.1															1.1
				처리방법 소 각	0.0															
				처리방법 재 활 용	9.8															9.8
				처리방법 해역배출	0.0															
		G		발 생 량	0.0	0.0	0.0	0.0	0.0	0.0	0.0	0.0	0.0	0.0	0.0	0.0	0.0	0.0	0.0	0.0
				처리방법 매 립	0.0															
				처리방법 소 각	0.0															
				처리방법 재 활 용	0.0															
				처리방법 해역배출	0.0															
		O		발 생 량	0.0	0.0	0.0	0.0	0.0	0.0	0.0	0.0	0.0	0.0	0.0	0.0	0.0	0.0	0.0	0.0
				처리방법 매 립	0.0															
				처리방법 소 각	0.0															
				처리방법 재 활 용	0.0															
				처리방법 해역배출	0.0															
		P		발 생 량	0.0	0.0	0.0	0.0	0.0	0.0	0.0	0.0	0.0	0.0	0.0	0.0	0.0	0.0	0.0	0.0
				처리방법 매 립	0.0															
				처리방법 소 각	0.0															
				처리방법 재 활 용	0.0															
				처리방법 해역배출	0.0															
	김천시	합계		발 생 량	88.9	6.2	0.0	26.7	1.4	16.6	0.0	0.4	0.0	0.5	32.2	3.3	0.0	0.0	0.0	1.6
				처리방법 매 립	64.3	2.6	0.0	26.7	1.2	7.4	0.0	0.0	0.0	0.2	24.0	2.2	0.0	0.0	0.0	0.0
				처리방법 소 각	0.6	0.0	0.0	0.0	0.0	0.0	0.0	0.0	0.0	0.0	0.6	0.0	0.0	0.0	0.0	0.0
				처리방법 재 활 용	24.0	3.6	0.0	0.0	0.2	9.2	0.0	0.4	0.0	0.3	7.6	1.1	0.0	0.0	0.0	1.6
				처리방법 해역배출	0.0	0.0	0.0	0.0	0.0	0.0	0.0	0.0	0.0	0.0	0.0	0.0	0.0	0.0	0.0	0.0

(단위:톤/일)

지역구분		업종		발생량 및 처리현황		총계	가 연 성														
시도	시군구	대분류	중분류				소계	폐지류	폐목재류	폐합성고분자화합물				유기성오니류				동식물성잔재물	폐식용유	기타
										폐섬유류	폐합성 수지	폐합성 고무	폐피혁	폐수처리오니	공정오니	정수 처리오니	하수 처리오니			
경북	김천시	C	10	발 생 량		11.0	11.0	0.0	0.0	0.0	2.2	0.0	0.0	3.9	0.0	0.0	0.0	4.9	0.0	0.0
				처리방법	매 립	1.3	1.3											1.3		
					소 각	2.2	2.2				2.2									
					재 활 용	7.5	7.5							3.9				3.6		
					해역배출	0.0	0.0													
		C	12	발 생 량		2.8	2.8	0.0	0.0	0.0	2.2	0.0	0.0	0.1	0.0	0.0	0.0	0.5	0.0	0.0
				처리방법	매 립	0.1	0.1							0.1						
					소 각	2.2	2.2				2.2									
					재 활 용	0.5	0.5											0.5		
					해역배출	0.0	0.0													
		C	13	발 생 량		11.3	11.0	0.0	0.0	1.0	9.5	0.0	0.0	0.2	0.0	0.0	0.0	0.0	0.0	0.3
				처리방법	매 립	0.5	0.2							0.2						
					소 각	1.2	1.2				0.9									0.3
					재 활 용	9.6	9.6			1.0	8.6									
					해역배출	0.0	0.0													
		C	16	발 생 량		0.0	0.0	0.0	0.0	0.0	0.0	0.0	0.0	0.0	0.0	0.0	0.0	0.0	0.0	0.0
				처리방법	매 립	0.0	0.0													
					소 각	0.0	0.0													
					재 활 용	0.0	0.0													
					해역배출	0.0	0.0													
		C	17	발 생 량		113.5	112.3	0.0	0.2	0.0	8.9	0.0	0.0	101.4	0.0	0.0	0.0	0.0	0.0	1.8
				처리방법	매 립	2.9	1.9				0.7			1.2						
					소 각	1.8	1.8													1.8
					재 활 용	108.8	108.6		0.2		8.2			100.2						
					해역배출	0.0	0.0													
		C	20	발 생 량		0.6	0.5	0.0	0.3	0.0	0.1	0.0	0.0	0.1	0.0	0.0	0.0	0.0	0.0	0.0
				처리방법	매 립	0.2	0.1							0.1						
					소 각	0.1	0.1				0.1									
					재 활 용	0.3	0.3		0.3											
					해역배출	0.0	0.0													
		C	22	발 생 량		24.8	24.3	0.0	1.2	0.0	9.5	0.0	0.0	11.0	0.0	0.0	0.0	0.0	0.0	2.6
				처리방법	매 립	0.5	0.3							0.2						0.1
					소 각	5.8	5.8				3.3									2.5
					재 활 용	4.7	4.4		1.2		3.2									
					해역배출	13.8	13.8				3.0			10.8						
		C	23	발 생 량		41.8	5.0	0.0	0.0	0.0	2.8	0.0	0.0	0.0	0.0	0.0	0.0	0.0	0.0	2.2
				처리방법	매 립	28.8	2.0													2.0
					소 각	0.4	0.4				0.4									
					재 활 용	12.6	2.6				2.4									0.2
					해역배출	0.0	0.0													
		C	24	발 생 량		20.4	0.8	0.0	0.0	0.0	0.8	0.0	0.0	0.0	0.0	0.0	0.0	0.0	0.0	0.0
				처리방법	매 립	6.8	0.0													
					소 각	0.5	0.5				0.5									
					재 활 용	13.1	0.3				0.3									
					해역배출	0.0	0.0													
		C	26	발 생 량		1.8	1.8	0.0	0.0	0.0	1.8	0.0	0.0	0.0	0.0	0.0	0.0	0.0	0.0	0.0
				처리방법	매 립	0.0	0.0													
					소 각	1.2	1.2				1.2									
					재 활 용	0.6	0.6				0.6									
					해역배출	0.0	0.0													
		C	28	발 생 량		8.1	8.1	0.0	0.0	0.0	7.1	0.0	0.0	0.0	0.0	0.0	0.0	0.0	0.0	1.0
				처리방법	매 립	1.0	1.0													1.0
					소 각	5.6	5.6				5.6									
					재 활 용	1.5	1.5				1.5									
					해역배출	0.0	0.0													

(단위:톤/일)

구분		업종		발생량 및 처리현황		불 연 성															
시도	시군구	대분류	중분류			소계	광재류	연소재	소각재	분진류	폐주물사 모래류	폐금속류	폐석회 석고류	폐촉매	폐흡착재폐흡수재	유리·도자기편류	무기성오니류				기타
																	폐수처리오니	공정오니	정수처리오니	하수처리오니	
경북	김천시	C	10	발 생 량		0.0	0.0	0.0	0.0	0.0	0.0	0.0	0.0	0.0	0.0	0.0	0.0	0.0	0.0	0.0	0.0
				처리방법	매 립	0.0															
					소 각	0.0															
					재 활 용	0.0															
					해역배출	0.0															
		C	12	발 생 량		0.0	0.0	0.0	0.0	0.0	0.0	0.0	0.0	0.0	0.0	0.0	0.0	0.0	0.0	0.0	0.0
				처리방법	매 립	0.0															
					소 각	0.0															
					재 활 용	0.0															
					해역배출	0.0															
		C	13	발 생 량		0.3	0.0	0.0	0.0	0.0	0.0	0.0	0.0	0.0	0.2	0.0	0.1	0.0	0.0	0.0	0.0
				처리방법	매 립	0.3									0.2		0.1				
					소 각	0.0															
					재 활 용	0.0															
					해역배출	0.0															
		C	16	발 생 량		0.0	0.0	0.0	0.0	0.0	0.0	0.0	0.0	0.0	0.0	0.0	0.0	0.0	0.0	0.0	0.0
				처리방법	매 립	0.0															
					소 각	0.0															
					재 활 용	0.0															
					해역배출	0.0															
		C	17	발 생 량		1.2	1.0	0.0	0.0	0.0	0.0	0.0	0.0	0.0	0.2	0.0	0.0	0.0	0.0	0.0	0.0
				처리방법	매 립	1.0	1.0														
					소 각	0.0															
					재 활 용	0.2									0.2						
					해역배출	0.0															
		C	20	발 생 량		0.1	0.0	0.0	0.0	0.0	0.0	0.0	0.0	0.0	0.0	0.0	0.1	0.0	0.0	0.0	0.0
				처리방법	매 립	0.1											0.1				
					소 각	0.0															
					재 활 용	0.0															
					해역배출	0.0															
		C	22	발 생 량		0.5	0.0	0.0	0.0	0.2	0.0	0.0	0.0	0.0	0.1	0.0	0.2	0.0	0.0	0.0	0.0
				처리방법	매 립	0.2											0.2				
					소 각	0.0															
					재 활 용	0.3				0.2					0.1						
					해역배출	0.0															
		C	23	발 생 량		36.8	0.8	0.0	0.0	1.2	0.0	0.0	0.4	0.0	0.0	31.6	1.2	0.0	0.0	0.0	1.6
				처리방법	매 립	26.8	0.4			1.2						24.0	1.2				
					소 각	0.0															
					재 활 용	10.0	0.4						0.4			7.6					1.6
					해역배출	0.0															
		C	24	발 생 량		19.6	4.0	0.0	0.0	0.0	15.0	0.0	0.0	0.0	0.0	0.0	0.6	0.0	0.0	0.0	0.0
				처리방법	매 립	6.8	0.8				5.8						0.2				
					소 각	0.0															
					재 활 용	12.8	3.2				9.2						0.4				
					해역배출	0.0															
		C	26	발 생 량		0.0	0.0	0.0	0.0	0.0	0.0	0.0	0.0	0.0	0.0	0.0	0.0	0.0	0.0	0.0	0.0
				처리방법	매 립	0.0															
					소 각	0.0															
					재 활 용	0.0															
					해역배출	0.0															
		C	28	발 생 량		0.0	0.0	0.0	0.0	0.0	0.0	0.0	0.0	0.0	0.0	0.0	0.0	0.0	0.0	0.0	0.0
				처리방법	매 립	0.0															
					소 각	0.0															
					재 활 용	0.0															
					해역배출	0.0															

(단위:톤/일)

지역구분		업종		발생량 및 처리현황		총계	가 연 성														
시도	시군구	대분류	중분류				소계	폐지류	폐목재류	폐합성고분자화합물				유기성오니류				동식물성잔재물	폐식용유	기타
										폐섬유류	폐합성 수지	폐합성 고무	폐피혁	폐수처리오니	공정오니	정수 처리오니	하수 처리오니			
경북	김천시	C	30	발 생 량		0.4	0.0	0.0	0.0	0.0	0.0	0.0	0.0	0.0	0.0	0.0	0.0	0.0	0.0	0.0
				처리방법	매 립	0.4	0.0													
					소 각	0.0	0.0													
					재 활 용	0.0	0.0													
					해역배출	0.0	0.0													
		C	31	발 생 량		2.0	2.0	0.0	0.0	0.0	2.0	0.0	0.0	0.0	0.0	0.0	0.0	0.0	0.0	0.0
				처리방법	매 립	0.0	0.0													
					소 각	2.0	2.0				2.0									
					재 활 용	0.0	0.0													
					해역배출	0.0	0.0													
		E		발 생 량		8.7	7.6	0.0	0.2	0.0	7.4	0.0	0.0	0.0	0.0	0.0	0.0	0.0	0.0	0.0
				처리방법	매 립	0.4	0.0													
					소 각	6.1	6.1		0.2		5.9									
					재 활 용	2.2	1.5				1.5									
					해역배출	0.0	0.0													
		F		발 생 량		37.4	23.6	0.0	0.0	0.0	7.1	0.0	0.0	0.0	0.0	0.0	14.6	1.9	0.0	0.0
				처리방법	매 립	26.2	12.4										12.4			
					소 각	9.0	9.0				7.1							1.9		
					재 활 용	0.0	0.0													
					해역배출	2.2	2.2										2.2			
		L		발 생 량		1.0	0.4	0.0	0.0	0.0	0.4	0.0	0.0	0.0	0.0	0.0	0.0	0.0	0.0	0.0
				처리방법	매 립	0.0	0.0													
					소 각	1.0	0.4				0.4									
					재 활 용	0.0	0.0													
					해역배출	0.0	0.0													
		O		발 생 량		14.5	0.0	0.0	0.0	0.0	0.0	0.0	0.0	0.0	0.0	0.0	0.0	0.0	0.0	0.0
				처리방법	매 립	14.5	0.0													
					소 각	0.0	0.0													
					재 활 용	0.0	0.0													
					해역배출	0.0	0.0													
	안동시	소계		발 생 량		194.4	130.1	0.0	1.5	0.0	3.7	0.3	0.0	1.1	3.1	0.0	37.1	8.0	0.0	75.3
				처리방법	매 립	45.6	42.8	0.0	0.0	0.0	0.0	0.0	0.0	0.9	0.0	0.0	37.1	3.5	0.0	1.3
					소 각	77.3	77.3	0.0	0.0	0.0	3.0	0.3	0.0	0.0	0.0	0.0	0.0	0.0	0.0	74.0
					재 활 용	68.2	6.7	0.0	1.5	0.0	0.7	0.0	0.0	0.0	0.0	0.0	0.0	4.5	0.0	0.0
					해역배출	3.3	3.3	0.0	0.0	0.0	0.0	0.0	0.0	0.2	3.1	0.0	0.0	0.0	0.0	0.0
		c	10	발 생 량		11.5	11.5	0.0	0.0	0.0	0.2	0.0	0.0	0.3	3.1	0.0	0.0	7.9	0.0	0.0
				처리방법	매 립	3.5	3.5							0.1				3.4		
					소 각	0.1	0.1				0.1									
					재 활 용	4.6	4.6				0.1							4.5		
					해역배출	3.3	3.3							0.2	3.1					
		C	11	발 생 량		1.9	1.7	0.0	0.0	0.0	0.0	0.3	0.0	0.0	0.0	0.0	0.0	0.1	0.0	1.3
				처리방법	매 립	1.6	1.4											0.1		1.3
					소 각	0.3	0.3					0.3								
					재 활 용	0.0	0.0													
					해역배출	0.0	0.0													
		C	23	발 생 량		61.5	0.0	0.0	0.0	0.0	0.0	0.0	0.0	0.0	0.0	0.0	0.0	0.0	0.0	0.0
				처리방법	매 립	0.0	0.0													
					소 각	0.0	0.0													
					재 활 용	61.5	0.0													
					해역배출	0.0	0.0													
		E		발 생 량		2.3	2.2	0.0	0.3	0.0	1.9	0.0	0.0	0.0	0.0	0.0	0.0	0.0	0.0	0.0
				처리방법	매 립	0.1	0.0													
					소 각	1.7	1.7				1.7									
					재 활 용	0.5	0.5		0.3		0.2									
					해역배출	0.0	0.0													

(단위:톤/일)

구분		업종		발생량 및 처리현황		불 연 성															
시도	시군구	대분류	중분류			소계	광재류	연소재	소각재	분진류	폐주물사 모래류	폐금속류	폐석회 석고류	폐촉매	폐흡착재폐흡수재	유리·도자기편류	무기성오니류				기타
																	폐수처리오니	공정오니	정수처리오니	하수처리오니	
경북	김천시	C	30	발 생 량		0.4	0.4	0.0	0.0	0.0	0.0	0.0	0.0	0.0	0.0	0.0	0.0	0.0	0.0	0.0	0.0
				처리방법	매 립	0.4	0.4														
					소 각	0.0															
					재 활 용	0.0															
					해역배출	0.0															
		C	31	발 생 량		0.0	0.0	0.0	0.0	0.0	0.0	0.0	0.0	0.0	0.0	0.0	0.0	0.0	0.0	0.0	0.0
				처리방법	매 립	0.0															
					소 각	0.0															
					재 활 용	0.0															
					해역배출	0.0															
		E		발 생 량		1.1	0.0	0.0	0.0	0.0	0.0	0.0	0.0	0.0	0.0	0.0	1.1	0.0	0.0	0.0	0.0
				처리방법	매 립	0.4											0.4				
					소 각	0.0															
					재 활 용	0.7											0.7				
					해역배출	0.0															
		F		발 생 량		13.8	0.0	0.0	12.2	0.0	1.6	0.0	0.0	0.0	0.0	0.0	0.0	0.0	0.0	0.0	0.0
				처리방법	매 립	13.8			12.2		1.6										
					소 각	0.0															
					재 활 용	0.0															
					해역배출	0.0															
		L		발 생 량		0.6	0.0	0.0	0.0	0.0	0.0	0.0	0.0	0.0	0.0	0.6	0.0	0.0	0.0	0.0	0.0
				처리방법	매 립	0.0															
					소 각	0.6										0.6					
					재 활 용	0.0															
					해역배출	0.0															
		O		발 생 량		14.5	0.0	0.0	14.5	0.0	0.0	0.0	0.0	0.0	0.0	0.0	0.0	0.0	0.0	0.0	0.0
				처리방법	매 립	14.5			14.5												
					소 각	0.0															
					재 활 용	0.0															
					해역배출	0.0															
	안동시	소계		발 생 량		64.3	0.0	0.0	0.1	0.0	2.4	0.0	0.0	0.0	0.0	0.0	0.4	0.0	0.0	0.0	61.4
				처리방법	매 립	2.8	0.0	0.0	0.1	0.0	2.4	0.0	0.0	0.0	0.0	0.0	0.3	0.0	0.0	0.0	0.0
					소 각	0.0	0.0	0.0	0.0	0.0	0.0	0.0	0.0	0.0	0.0	0.0	0.0	0.0	0.0	0.0	0.0
					재 활 용	61.5	0.0	0.0	0.0	0.0	0.0	0.0	0.0	0.0	0.0	0.0	0.1	0.0	0.0	0.0	61.4
					해역배출	0.0	0.0	0.0	0.0	0.0	0.0	0.0	0.0	0.0	0.0	0.0	0.0	0.0	0.0	0.0	0.0
		c	10	발 생 량		0.0	0.0	0.0	0.0	0.0	0.0	0.0	0.0	0.0	0.0	0.0	0.0	0.0	0.0	0.0	0.0
				처리방법	매 립	0.0															
					소 각	0.0															
					재 활 용	0.0															
					해역배출	0.0															
		C	11	발 생 량		0.2	0.0	0.0	0.0	0.0	0.0	0.0	0.0	0.0	0.0	0.0	0.2	0.0	0.0	0.0	0.0
				처리방법	매 립	0.2											0.2				
					소 각	0.0															
					재 활 용	0.0															
					해역배출	0.0															
		C	23	발 생 량		61.5	0.0	0.0	0.0	0.0	0.0	0.0	0.0	0.0	0.0	0.0	0.1	0.0	0.0	0.0	61.4
				처리방법	매 립	0.0															
					소 각	0.0															
					재 활 용	61.5											0.1				61.4
					해역배출	0.0															
		E		발 생 량		0.1	0.0	0.0	0.1	0.0	0.0	0.0	0.0	0.0	0.0	0.0	0.0	0.0	0.0	0.0	0.0
				처리방법	매 립	0.1			0.1												
					소 각	0.0															
					재 활 용	0.0															
					해역배출	0.0															

(단위:톤/일)

지역구분		업종		발생량 및 처리현황		총계	가 연 성														
시도	시군구	대분류	중분류				소계	폐지류	폐목재류	폐합성고분자화합물				유기성오니류				동식물성잔재물	폐식용유	기타
										폐섬유류	폐합성 수지	폐합성 고무	폐피혁	폐수처리오니	공정오니	정수 처리오니	하수 처리오니			
경북	안동시	G		발 생 량		0.3	0.3	0.0	0.0	0.0	0.3	0.0	0.0	0.0	0.0	0.0	0.0	0.0	0.0	0.0
				처리방법	매 립	0.0	0.0													
					소 각	0.0	0.0													
					재 활 용	0.3	0.3				0.3									
					해역배출	0.0	0.0													
		H		발 생 량		1.4	1.3	0.0	1.2	0.0	0.1	0.0	0.0	0.0	0.0	0.0	0.0	0.0	0.0	0.0
				처리방법	매 립	0.1	0.0													
					소 각	0.0	0.0													
					재 활 용	1.3	1.3		1.2		0.1									
					해역배출	0.0	0.0													
		O		발 생 량		115.5	113.1	0.0	0.0	0.0	1.2	0.0	0.0	0.8	0.0	0.0	37.1	0.0	0.0	74.0
				처리방법	매 립	40.3	37.9							0.8			37.1			
					소 각	75.2	75.2				1.2									74.0
					재 활 용	0.0	0.0													
					해역배출	0.0	0.0													
	구미시	합계		발 생 량		1,120.5	363.1	3.1	15.6	22.2	202.1	4.4	0.0	80.5	1.6	0.0	18.2	10.9	1.0	3.5
				처리방법	매 립	266.9	26.2	0.0	0.0	0.0	0.1	0.0	0.0	18.3	1.5	0.0	0.0	4.2	0.0	2.1
					소 각	79.0	76.1	0.0	0.2	0.7	54.5	1.0	0.0	1.1	0.1	0.0	18.2	0.3	0.0	0.0
					재 활 용	730.1	216.3	3.1	15.4	21.5	147.5	3.4	0.0	16.7	0.0	0.0	0.0	6.4	1.0	1.3
					해역배출	44.5	44.5	0.0	0.0	0.0	0.0	0.0	0.0	44.4	0.0	0.0	0.0	0.0	0.0	0.1
		C	10	발 생 량		12.4	12.4	0.0	0.0	0.0	1.6	0.0	0.0	0.9	0.0	0.0	0.0	9.7	0.2	0.0
				처리방법	매 립	5.1	5.1							0.9				4.2		
					소 각	0.6	0.6				0.6									
					재 활 용	6.7	6.7		0.0		1.0							5.5	0.2	
					해역배출	0.0	0.0													
		C	13	발 생 량		96.4	95.2	0.8	1.7	11.5	48.4	0.0	0.0	31.0	1.2	0.0	0.0	0.0	0.0	0.6
				처리방법	매 립	17.4	16.5							14.8	1.2					0.5
					소 각	9.4	9.4			0.2	9.2									
					재 활 용	53.4	53.1	0.8	1.7	11.3	39.2									0.1
					해역배출	16.2	16.2							16.2						
		C	17	발 생 량		4.5	4.5	0.0	0.0	0.0	4.4	0.0	0.0	0.1	0.0	0.0	0.0	0.0	0.0	0.0
				처리방법	매 립	0.1	0.1							0.1						
					소 각	2.3	2.3				2.3									
					재 활 용	2.1	2.1				2.1									
					해역배출	0.0	0.0													
		C	20	발 생 량		2.9	2.8	0.0	0.2	0.0	2.5	0.0	0.0	0.1	0.0	0.0	0.0	0.0	0.0	0.0
				처리방법	매 립	0.2	0.1							0.1						
					소 각	0.3	0.3				0.3									
					재 활 용	2.4	2.4		0.2		2.2									
					해역배출	0.0	0.0													
		C	22	발 생 량		24.9	23.4	0.0	0.8	0.1	21.1	0.9	0.0	0.5	0.0	0.0	0.0	0.0	0.0	0.0
				처리방법	매 립	1.1	0.5							0.5						
					소 각	9.1	9.1			0.1	9.0									
					재 활 용	14.7	13.8		0.8		12.1	0.9								
					해역배출	0.0	0.0													
		C	23	발 생 량		176.6	10.4	0.0	0.9	0.0	8.8	0.0	0.0	0.0	0.0	0.0	0.0	0.0	0.0	0.7
				처리방법	매 립	59.6	0.0													
					소 각	0.9	0.9				0.9									
					재 활 용	116.1	9.5		0.9		7.9									0.7
					해역배출	0.0	0.0													
		C	25	발 생 량		9.3	1.3	0.3	0.2	0.0	0.8	0.0	0.0	0.0	0.0	0.0	0.0	0.0	0.0	0.0
				처리방법	매 립	2.4	0.0													
					소 각	0.6	0.6				0.6									
					재 활 용	6.3	0.7	0.3	0.2		0.2									
					해역배출	0.0	0.0													

(단위:톤/일)

구분		업종		발생량 및 처리현황		불 연 성															
시도	시군구	대분류	중분류			소계	광재류	연소재	소각재	분진류	폐주물사 모래류	폐금속류	폐석회 석고류	폐촉매	폐흡착재폐흡수재	유리·도자기편류	무기성오니류				기타
																	폐수처리오니	공정오니	정수처리오니	하수처리오니	
경북	안동시	G		발 생 량		0.0	0.0	0.0	0.0	0.0	0.0	0.0	0.0	0.0	0.0	0.0	0.0	0.0	0.0	0.0	0.0
				처리방법	매 립	0.0															
					소 각	0.0															
					재 활 용	0.0															
					해역배출	0.0															
		H		발 생 량		0.1	0.0	0.0	0.0	0.0	0.0	0.0	0.0	0.0	0.0	0.0	0.1	0.0	0.0	0.0	0.0
				처리방법	매 립	0.1											0.1				
					소 각	0.0															
					재 활 용	0.0															
					해역배출	0.0															
		O		발 생 량		2.4	0.0	0.0	0.0	0.0	2.4	0.0	0.0	0.0	0.0	0.0	0.0	0.0	0.0	0.0	0.0
				처리방법	매 립	2.4					2.4										
					소 각	0.0															
					재 활 용	0.0															
					해역배출	0.0															
	구미시	합계		발 생 량		757.4	2.8	206.7	102.0	16.8	5.0	1.3	39.8	0.2	2.2	123.2	182.2	9.4	29.1	28.6	8.1
				처리방법	매 립	240.7	0.7	0.0	102.0	1.1	1.0	0.0	39.8	0.2	1.0	14.2	75.6	4.0	0.0	0.0	1.1
					소 각	2.9	0.0	0.0	0.0	0.0	0.0	0.0	0.0	0.0	0.0	0.0	0.0	2.4	0.0	0.0	0.5
					재 활 용	513.8	2.1	206.7	0.0	15.7	4.0	1.3	0.0	0.0	1.2	109.0	106.6	3.0	29.1	28.6	6.5
					해역배출	0.0	0.0	0.0	0.0	0.0	0.0	0.0	0.0	0.0	0.0	0.0	0.0	0.0	0.0	0.0	0.0
		C	10	발 생 량		0.0	0.0	0.0	0.0	0.0	0.0	0.0	0.0	0.0	0.0	0.0	0.0	0.0	0.0	0.0	0.0
				처리방법	매 립	0.0									0.0						
					소 각	0.0															
					재 활 용	0.0									0.0						
					해역배출	0.0															
		C	13	발 생 량		1.2	0.1	0.0	0.0	0.1	0.0	0.2	0.7	0.0	0.1	0.0	0.0	0.0	0.0	0.0	0.0
				처리방법	매 립	0.9	0.1			0.1			0.7								
					소 각	0.0															
					재 활 용	0.3	0.0					0.2			0.1						
					해역배출	0.0															
		C	17	발 생 량		0.0	0.0	0.0	0.0	0.0	0.0	0.0	0.0	0.0	0.0	0.0	0.0	0.0	0.0	0.0	0.0
				처리방법	매 립	0.0															
					소 각	0.0															
					재 활 용	0.0															
					해역배출	0.0															
		C	20	발 생 량		0.1	0.0	0.0	0.0	0.0	0.0	0.0	0.1	0.0	0.0	0.0	0.0	0.0	0.0	0.0	0.0
				처리방법	매 립	0.1							0.1								
					소 각	0.0															
					재 활 용	0.0															
					해역배출	0.0															
		C	22	발 생 량		1.5	0.0	0.0	0.0	0.0	0.0	0.0	0.0	0.0	0.0	0.2	1.2	0.1	0.0	0.0	0.0
				처리방법	매 립	0.6										0.2	0.3	0.1			
					소 각	0.0															
					재 활 용	0.9											0.9				
					해역배출	0.0															
		C	23	발 생 량		166.2	0.0	0.0	0.0	2.5	0.0	0.0	0.0	0.0	0.1	104.7	57.9	1.0	0.0	0.0	0.0
				처리방법	매 립	59.6									0.1	2.3	57.2				
					소 각	0.0															
					재 활 용	106.6				2.5						102.4	0.7	1.0			
					해역배출	0.0															
		C	25	발 생 량		8.0	1.0	0.0	0.0	0.2	0.1	0.3	0.0	0.0	0.0	0.0	5.4	1.0	0.0	0.0	0.0
				처리방법	매 립	2.4	0.2			0.1					0.0		1.9	0.2			
					소 각	0.0															
					재 활 용	5.6	0.8			0.1	0.1	0.3			0.0		3.5	0.8			
					해역배출	0.0															

(단위:톤/일)

지역구분		업종		발생량 및 처리현황		총계	가 연 성														
시도	시군구	대분류	중분류				소계	폐지류	폐목재류	폐합성고분자화합물				유기성오니류				동식물성잔재물	폐식용유	기타
										폐섬유류	폐합성 수지	폐합성 고무	폐피혁	폐수처리오니	공정오니	정수 처리오니	하수 처리오니			
경북	구미시	C	26	발 생 량		274.7	135.7	2.0	6.5	10.5	67.8	0.8	0.0	46.2	0.3	0.0	0.0	0.5	0.0	1.1
				처리방법	매 립	14.2	1.8							1.0	0.3					0.5
					소 각	13.1	10.7		0.1	0.4	9.1	0.8		0.3						
					재 활 용	219.1	94.9	2.0	6.4	10.1	58.7			16.7				0.5		0.5
					해역배출	28.3	28.3							28.2						0.1
		C	27	발 생 량		0.2	0.1	0.0	0.0	0.0	0.1	0.0	0.0	0.0	0.0	0.0	0.0	0.0	0.0	0.0
				처리방법	매 립	0.1	0.0													
					소 각	0.1	0.1				0.1									
					재 활 용	0.0	0.0													
					해역배출	0.0	0.0													
		C	28	발 생 량		31.3	28.5	0.0	3.6	0.0	22.8	0.7	0.0	0.4	0.0	0.0	0.0	0.0	0.0	1.0
				처리방법	매 립	1.7	1.4							0.4						1.0
					소 각	4.6	4.6				4.5	0.1								
					재 활 용	25.0	22.5		3.6		18.3	0.6								
					해역배출	0.0	0.0													
		C	30	발 생 량		2.3	2.3	0.0	0.0	0.0	0.4	1.9	0.0	0.0	0.0	0.0	0.0	0.0	0.0	0.0
				처리방법	매 립	0.0	0.0													
					소 각	0.4	0.4				0.4									
					재 활 용	1.9	1.9					1.9								
					해역배출	0.0	0.0													
		C	33	발 생 량		16.3	8.7	0.0	1.7	0.1	6.4	0.0	0.0	0.5	0.0	0.0	0.0	0.0	0.0	0.0
				처리방법	매 립	2.0	0.5							0.5						
					소 각	2.2	2.2		0.1		2.1									
					재 활 용	12.1	6.0		1.6	0.1	4.3									
					해역배출	0.0	0.0													
		D		발 생 량		236.3	0.2	0.0	0.0	0.0	0.2	0.0	0.0	0.0	0.0	0.0	0.0	0.0	0.0	0.0
				처리방법	매 립	0.1	0.0													
					소 각	0.2	0.2				0.2									
					재 활 용	236.0	0.0													
					해역배출	0.0	0.0													
		E		발 생 량		149.0	15.5	0.0	0.0	0.0	15.0	0.1	0.0	0.0	0.0	0.0	0.0	0.3	0.0	0.1
				처리방법	매 립	105.0	0.1													0.1
					소 각	14.2	14.2				13.8	0.1						0.3		
					재 활 용	29.8	1.2				1.2									
					해역배출	0.0	0.0													
		F		발 생 량		19.3	1.4	0.0	0.0	0.0	1.4	0.0	0.0	0.0	0.0	0.0	0.0	0.0	0.0	0.0
				처리방법	매 립	18.0	0.1				0.1									
					소 각	1.2	1.2				1.2									
					재 활 용	0.1	0.1				0.1									
					해역배출	0.0	0.0													
		G		발 생 량		1.3	0.3	0.0	0.0	0.0	0.3	0.0	0.0	0.0	0.0	0.0	0.0	0.0	0.0	0.0
				처리방법	매 립	1.0	0.0													
					소 각	0.1	0.1				0.1									
					재 활 용	0.2	0.2				0.2									
					해역배출	0.0	0.0													
		J		발 생 량		0.3	0.1	0.0	0.0	0.0	0.1	0.0	0.0	0.0	0.0	0.0	0.0	0.0	0.0	0.0
				처리방법	매 립	0.0	0.0													
					소 각	0.1	0.1				0.1									
					재 활 용	0.2	0.0													
					해역배출	0.0	0.0													
		N		발 생 량		21.0	18.3	0.0	0.0	0.0	0.0	0.0	0.0	0.0	0.1	0.0	18.2	0.0	0.0	0.0
				처리방법	매 립	0.0	0.0													
					소 각	18.3	18.3				0.0				0.1		18.2			
					재 활 용	2.7	0.0													
					해역배출	0.0	0.0													

(단위:톤/일)

구분		업종		발생량 및 처리현황		불 연 성															
시도	시군구	대분류	중분류			소계	광재류	연소재	소각재	분진류	폐주물사 모래류	폐금속류	폐석회 석고류	폐촉매	폐흡착재폐흡수재	유리·도자기편류	무기성오니류				기타
																	폐수처리오니	공정오니	정수처리오니	하수처리오니	
경북	구미시	C	26	발 생 량		139.0	0.5	0.0	0.1	12.1	2.5	0.8	0.1	0.2	1.7	16.1	96.8	3.6	0.0	0.0	4.5
				처리방법	매 립	12.4	0.4		0.1	0.3			0.1	0.2	0.8	9.6					0.9
					소 각	2.4												2.4			
					재 활 용	124.2	0.1			11.8	2.5	0.8			0.9	6.5	96.8	1.2			3.6
					해역배출	0.0															
		C	27	발 생 량		0.1	0.0	0.0	0.0	0.0	0.0	0.0	0.0	0.0	0.0	0.0	0.0	0.0	0.0	0.0	0.1
				처리방법	매 립	0.1															0.1
					소 각	0.0															
					재 활 용	0.0															
					해역배출	0.0															
		C	28	발 생 량		2.8	1.2	0.0	0.0	1.4	0.0	0.0	0.0	0.0	0.1	0.1	0.0	0.0	0.0	0.0	0.0
				처리방법	매 립	0.3				0.1					0.1	0.1					
					소 각	0.0															
					재 활 용	2.5	1.2			1.3											
					해역배출	0.0															
		C	30	발 생 량		0.0	0.0	0.0	0.0	0.0	0.0	0.0	0.0	0.0	0.0	0.0	0.0	0.0	0.0	0.0	0.0
				처리방법	매 립	0.0											0.0				
					소 각	0.0															
					재 활 용	0.0															
					해역배출	0.0															
		C	33	발 생 량		7.6	0.0	0.0	0.0	0.4	1.4	0.0	0.0	0.0	0.1	0.4	2.1	0.5	0.0	0.0	2.7
				처리방법	매 립	1.5				0.4						0.4	0.1	0.5			0.1
					소 각	0.0															
					재 활 용	6.1					1.4				0.1		2.0				2.6
					해역배출	0.0															
		D		발 생 량		236.1	0.0	206.7	0.0	0.1	0.0	0.0	0.0	0.0	0.1	0.0	0.0	0.0	29.1	0.0	0.1
				처리방법	매 립	0.1				0.1											
					소 각	0.0															
					재 활 용	236.0		206.7							0.1	0.0			29.1		0.1
					해역배출	0.0															
		E		발 생 량		133.5	0.0	0.0	101.9	0.0	1.0	0.0	0.0	0.0	0.0	0.6	1.4	0.0	0.0	28.6	0.0
				처리방법	매 립	104.9			101.9		1.0					0.6	1.4				0.0
					소 각	0.0															
					재 활 용	28.6														28.6	
					해역배출	0.0															
		F		발 생 량		17.9	0.0	0.0	0.0	0.0	0.0	0.0	0.0	0.0	0.0	0.0	14.7	3.2	0.0	0.0	0.0
				처리방법	매 립	17.9											14.7	3.2			
					소 각	0.0															
					재 활 용	0.0															
					해역배출	0.0															
		G		발 생 량		1.0	0.0	0.0	0.0	0.0	0.0	0.0	0.0	0.0	0.0	1.0	0.0	0.0	0.0	0.0	0.0
				처리방법	매 립	1.0										1.0					
					소 각	0.0															
					재 활 용	0.0															
					해역배출	0.0															
		J		발 생 량		0.2	0.0	0.0	0.0	0.0	0.0	0.0	0.0	0.0	0.0	0.0	0.0	0.0	0.0	0.0	0.2
				처리방법	매 립	0.0															
					소 각	0.0															
					재 활 용	0.2															0.2
					해역배출	0.0															
		N		발 생 량		2.7	0.0	0.0	0.0	0.0	0.0	0.0	0.0	0.0	0.0	0.0	2.7	0.0	0.0	0.0	0.0
				처리방법	매 립	0.0															
					소 각	0.0															
					재 활 용	2.7											2.7				
					해역배출	0.0															

(단위:톤/일)

지역구분		업종		발생량 및 처리현황		총계	가 연 성														
시도	시군구	대분류	중분류				소계	폐지류	폐목재류	폐합성고분자화합물				유기성오니류				동식물성잔재물	폐식용유	기타
										폐섬유류	폐합성 수지	폐합성 고무	폐피혁	폐수처리오니	공정오니	정수 처리오니	하수 처리오니			
경북	구미시	O		발 생 량		39.7	0.8	0.0	0.0	0.0	0.0	0.0	0.0	0.8	0.0	0.0	0.0	0.0	0.0	0.0
				처리방법	매 립	38.9	0.0													
					소 각	0.8	0.8							0.8						
					재 활 용	0.0	0.0													
					해역배출	0.0	0.0													
		Q		발 생 량		0.8	0.4	0.0	0.0	0.0	0.0	0.0	0.0	0.0	0.0	0.0	0.0	0.4	0.0	0.0
				처리방법	매 립	0.0	0.0													
					소 각	0.3	0.0													
					재 활 용	0.5	0.4				0.0							0.4		
					해역배출	0.0	0.0													
		R		발 생 량		1.0	0.8	0.0	0.0	0.0	0.0	0.0	0.0	0.0	0.0	0.0	0.0	0.0	0.8	0.0
				처리방법	매 립	0.0	0.0													
					소 각	0.2	0.0													
					재 활 용	0.8	0.8												0.8	
					해역배출	0.0	0.0													
	영주시	소계		발 생 량		117.5	39.6	0.0	27.2	0.1	5.1	0.0	0.0	0.0	0.5	0.0	0.0	1.2	0.0	5.5
				처리방법	매 립	5.8	0.8	0.0	0.0	0.0	0.0	0.0	0.0	0.0	0.5	0.0	0.0	0.3	0.0	0.0
					소 각	3.0	2.7	0.0	0.0	0.1	2.6	0.0	0.0	0.0	0.0	0.0	0.0	0.0	0.0	0.0
					재 활 용	108.7	36.1	0.0	27.2	0.0	2.5	0.0	0.0	0.0	0.0	0.0	0.0	0.9	0.0	5.5
					해역배출	0.0	0.0	0.0	0.0	0.0	0.0	0.0	0.0	0.0	0.0	0.0	0.0	0.0	0.0	0.0
		A		발 생 량		0.7	0.7	0.0	0.0	0.0	0.0	0.0	0.0	0.0	0.0	0.0	0.0	0.7	0.0	0.0
				처리방법	매 립	0.0	0.0													
					소 각	0.0	0.0													
					재 활 용	0.7	0.7											0.7		
					해역배출	0.0	0.0													
		C	10	발 생 량		1.1	1.1	0.0	0.0	0.0	0.3	0.0	0.0	0.0	0.5	0.0	0.0	0.3	0.0	0.0
				처리방법	매 립	0.8	0.8								0.5			0.3		
					소 각	0.3	0.3				0.3									
					재 활 용	0.0	0.0													
					해역배출	0.0	0.0													
		C	12	발 생 량		2.1	1.1	0.0	0.0	0.0	1.1	0.0	0.0	0.0	0.0	0.0	0.0	0.0	0.0	0.0
				처리방법	매 립	0.8	0.0													
					소 각	0.3	0.3				0.3									
					재 활 용	1.0	0.8				0.8									
					해역배출	0.0	0.0													
		C	13	발 생 량		0.5	0.5	0.0	0.0	0.0	0.5	0.0	0.0	0.0	0.0	0.0	0.0	0.0	0.0	0.0
				처리방법	매 립	0.0	0.0													
					소 각	0.5	0.5				0.5									
					재 활 용	0.0	0.0													
					해역배출	0.0	0.0													
		C	23	발 생 량		57.2	8.0	0.0	2.0	0.0	0.5	0.0	0.0	0.0	0.0	0.0	0.0	0.0	0.0	5.5
				처리방법	매 립	2.9	0.0													
					소 각	0.8	0.5				0.5									
					재 활 용	53.5	7.5		2.0											5.5
					해역배출	0.0	0.0													
		C	26	발 생 량		27.4	0.3	0.0	0.0	0.0	0.3	0.0	0.0	0.0	0.0	0.0	0.0	0.0	0.0	0.0
				처리방법	매 립	1.3	0.0													
					소 각	0.3	0.3				0.3									
					재 활 용	25.8	0.0		0.0											
					해역배출	0.0	0.0													
		D		발 생 량		0.6	0.0	0.0	0.0	0.0	0.0	0.0	0.0	0.0	0.0	0.0	0.0	0.0	0.0	0.0
				처리방법	매 립	0.0	0.0													
					소 각	0.0	0.0													
					재 활 용	0.6	0.0													
					해역배출	0.0	0.0													

(단위:톤/일)

구분		업종		발생량 및 처리현황		불 연 성															
시도	시군구	대분류	중분류			소계	광재류	연소재	소각재	분진류	폐주물사 모래류	폐금속류	폐석회 석고류	폐촉매	폐흡착재폐흡수재	유리·도자기편류	무기성오니류				기타
																	폐수처리오니	공정오니	정수처리오니	하수처리오니	
경북	구미시	O		발 생 량		38.9	0.0	0.0	0.0	0.0	0.0	0.0	38.9	0.0	0.0	0.0	0.0	0.0	0.0	0.0	0.0
				처리방법	매 립	38.9							38.9								
					소 각	0.0															
					재 활 용	0.0									0.0						
					해역배출	0.0															
		Q		발 생 량		0.4	0.0	0.0	0.0	0.0	0.0	0.0	0.0	0.0	0.0	0.1	0.0	0.0	0.0	0.0	0.3
				처리방법	매 립	0.0											0.0				
					소 각	0.3															0.3
					재 활 용	0.1										0.1					
					해역배출	0.0															
		R		발 생 량		0.2	0.0	0.0	0.0	0.0	0.0	0.0	0.0	0.0	0.0	0.0	0.0	0.0	0.0	0.0	0.2
				처리방법	매 립	0.0															
					소 각	0.2															0.2
					재 활 용	0.0															
					해역배출	0.0															
	영주시	소계		발 생 량		77.9	44.8	0.0	0.0	0.9	0.6	0.0	0.0	0.0	0.0	0.0	4.0	27.1	0.0	0.0	0.5
				처리방법	매 립	5.0	0.0	0.0	0.0	0.9	0.0	0.0	0.0	0.0	0.0	0.0	2.8	1.3	0.0	0.0	0.0
					소 각	0.3	0.0	0.0	0.0	0.0	0.0	0.0	0.0	0.0	0.0	0.0	0.0	0.0	0.0	0.0	0.3
					재 활 용	72.6	44.8	0.0	0.0	0.0	0.6	0.0	0.0	0.0	0.0	0.0	1.2	25.8	0.0	0.0	0.2
					해역배출	0.0	0.0	0.0	0.0	0.0	0.0	0.0	0.0	0.0	0.0	0.0	0.0	0.0	0.0	0.0	0.0
		A		발 생 량		0.0	0.0	0.0	0.0	0.0	0.0	0.0	0.0	0.0	0.0	0.0	0.0	0.0	0.0	0.0	0.0
				처리방법	매 립	0.0															
					소 각	0.0															
					재 활 용	0.0															
					해역배출	0.0															
		C	10	발 생 량		0.0	0.0	0.0	0.0	0.0	0.0	0.0	0.0	0.0	0.0	0.0	0.0	0.0	0.0	0.0	0.0
				처리방법	매 립	0.0															
					소 각	0.0															
					재 활 용	0.0															
					해역배출	0.0															
		C	12	발 생 량		1.0	0.0	0.0	0.0	0.8	0.0	0.0	0.0	0.0	0.0	0.0	0.0	0.0	0.0	0.0	0.2
				처리방법	매 립	0.8				0.8											
					소 각	0.0									0.0						
					재 활 용	0.2															0.2
					해역배출	0.0															
		C	13	발 생 량		0.0	0.0	0.0	0.0	0.0	0.0	0.0	0.0	0.0	0.0	0.0	0.0	0.0	0.0	0.0	0.0
				처리방법	매 립	0.0															
					소 각	0.0															
					재 활 용	0.0															
					해역배출	0.0															
		C	23	발 생 량		49.2	44.8	0.0	0.0	0.1	0.0	0.0	0.0	0.0	0.0	0.0	4.0	0.0	0.0	0.0	0.3
				처리방법	매 립	2.9				0.1							2.8				
					소 각	0.3															0.3
					재 활 용	46.0	44.8								0.0		1.2				
					해역배출	0.0															
		C	26	발 생 량		27.1	0.0	0.0	0.0	0.0	0.0	0.0	0.0	0.0	0.0	0.0	0.0	27.1	0.0	0.0	0.0
				처리방법	매 립	1.3	0.0											1.3			
					소 각	0.0															
					재 활 용	25.8												25.8			
					해역배출	0.0															
		D		발 생 량		0.6	0.0	0.0	0.0	0.0	0.6	0.0	0.0	0.0	0.0	0.0	0.0	0.0	0.0	0.0	0.0
				처리방법	매 립	0.0						0.0									
					소 각	0.0															
					재 활 용	0.6					0.6										
					해역배출	0.0															

(단위:톤/일)

지역구분		업종		발생량 및 처리현황		총계	가 연 성														
시도	시군구	대분류	중분류				소계	폐지류	폐목재류	폐합성고분자화합물				유기성오니류				동식물성잔재물	폐식용유	기타
										폐섬유류	폐합성 수지	폐합성 고무	폐피혁	폐수처리오니	공정오니	정수 처리오니	하수 처리오니			
경북	영주시	E		발생량		1.8	1.8	0.0	0.0	0.1	1.7	0.0	0.0	0.0	0.0	0.0	0.0	0.0	0.0	0.0
				처리방법	매 립	0.0	0.0													
					소 각	0.6	0.6			0.1	0.5									
					재 활 용	1.2	1.2				1.2									
					해역배출	0.0	0.0													
		F		발생량		25.2	25.2	0.0	25.2	0.0	0.0	0.0	0.0	0.0	0.0	0.0	0.0	0.0	0.0	0.0
				처리방법	매 립	0.0	0.0													
					소 각	0.0	0.0													
					재 활 용	25.2	25.2		25.2											
					해역배출	0.0	0.0													
		G		발생량		0.7	0.7	0.0	0.0	0.0	0.5	0.0	0.0	0.0	0.0	0.0	0.0	0.2	0.0	0.0
				처리방법	매 립	0.0	0.0													
					소 각	0.0	0.0													
					재 활 용	0.7	0.7				0.5							0.2		
					해역배출	0.0	0.0													
		N		발생량		0.0	0.0	0.0	0.0	0.0	0.0	0.0	0.0	0.0	0.0	0.0	0.0	0.0	0.0	0.0
				처리방법	매 립	0.0	0.0													
					소 각	0.0	0.0				0.0									
					재 활 용	0.0	0.0													
					해역배출	0.0	0.0													
		O		발생량		0.2	0.2	0.0	0.0	0.0	0.2	0.0	0.0	0.0	0.0	0.0	0.0	0.0	0.0	0.0
				처리방법	매 립	0.0	0.0													
					소 각	0.2	0.2				0.2									
					재 활 용	0.0	0.0										0.0			
					해역배출	0.0	0.0													
	영천시	소계		발생량		679.9	166.7	0.1	3.4	1.9	95.2	2.3	0.3	47.4	0.0	0.0	7.5	8.5	0.0	0.1
				처리방법	매 립	251.8	13.0	0.0	0.0	0.0	9.4	0.0	0.0	1.1	0.0	0.0	0.0	2.5	0.0	0.0
					소 각	19.6	19.6	0.1	0.9	1.3	17.2	0.0	0.0	0.0	0.0	0.0	0.0	0.0	0.0	0.1
					재 활 용	405.6	131.2	0.0	2.5	0.6	68.6	2.3	0.3	45.9	0.0	0.0	7.5	3.5	0.0	0.0
					해역배출	2.9	2.9	0.0	0.0	0.0	0.0	0.0	0.0	0.4	0.0	0.0	0.0	2.5	0.0	0.0
		C	10	발생량		10.3	10.2	0.0	0.0	0.0	0.7	0.0	0.0	1.0	0.0	0.0	0.0	8.5	0.0	0.0
				처리방법	매 립	3.2	3.1							0.6	0.0			2.5		
					소 각	0.1	0.1				0.1									
					재 활 용	4.1	4.1				0.6							3.5		
					해역배출	2.9	2.9							0.4				2.5		
		C	13	발생량		3.7	3.6	0.0	0.0	0.4	3.2	0.0	0.0	0.0	0.0	0.0	0.0	0.0	0.0	0.0
				처리방법	매 립	0.1	0.0													
					소 각	0.0	0.0				0.0									
					재 활 용	3.6	3.6			0.4	3.2									
					해역배출	0.0	0.0													
		C	16	발생량		0.3	0.3	0.0	0.3	0.0	0.0	0.0	0.0	0.0	0.0	0.0	0.0	0.0	0.0	0.0
				처리방법	매 립	0.0	0.0													
					소 각	0.0	0.0													
					재 활 용	0.3	0.3		0.3											
					해역배출	0.0	0.0													
		C	20	발생량		0.0	0.0	0.0	0.0	0.0	0.0	0.0	0.0	0.0	0.0	0.0	0.0	0.0	0.0	0.0
				처리방법	매 립	0.0	0.0													
					소 각	0.0	0.0													
					재 활 용	0.0	0.0													
					해역배출	0.0	0.0													
		C	22	발생량		14.2	9.7	0.0	0.0	0.1	9.6	0.0	0.0	0.0	0.0	0.0	0.0	0.0	0.0	0.0
				처리방법	매 립	2.6	0.0													
					소 각	2.5	2.5				2.5									
					재 활 용	9.1	7.2			0.1	7.1									
					해역배출	0.0	0.0													

(단위:톤/일)

구분		업종		발생량 및 처리현황		불 연 성															
시도	시군구	대분류	중분류			소계	광재류	연소재	소각재	분진류	폐주물사 모래류	폐금속류	폐석회 석고류	폐촉매	폐흡착재폐흡수재	유리·도자기편류	무기성오니류				기타
																	폐수처리오니	공정오니	정수처리오니	하수처리오니	
경북	영주시	E		발 생 량		0.0	0.0	0.0	0.0	0.0	0.0	0.0	0.0	0.0	0.0	0.0	0.0	0.0	0.0	0.0	0.0
				처리방법	매 립	0.0			0.0												
					소 각	0.0															
					재 활 용	0.0															
					해역배출	0.0															
		F		발 생 량		0.0	0.0	0.0	0.0	0.0	0.0	0.0	0.0	0.0	0.0	0.0	0.0	0.0	0.0	0.0	0.0
				처리방법	매 립	0.0															
					소 각	0.0															
					재 활 용	0.0															
					해역배출	0.0															
		G		발 생 량		0.0	0.0	0.0	0.0	0.0	0.0	0.0	0.0	0.0	0.0	0.0	0.0	0.0	0.0	0.0	0.0
				처리방법	매 립	0.0															
					소 각	0.0															
					재 활 용	0.0															
					해역배출	0.0															
		N		발 생 량		0.0	0.0	0.0	0.0	0.0	0.0	0.0	0.0	0.0	0.0	0.0	0.0	0.0	0.0	0.0	0.0
				처리방법	매 립	0.0															
					소 각	0.0															
					재 활 용	0.0															
					해역배출	0.0															
		O		발 생 량		0.0	0.0	0.0	0.0	0.0	0.0	0.0	0.0	0.0	0.0	0.0	0.0	0.0	0.0	0.0	0.0
				처리방법	매 립	0.0					0.0										
					소 각	0.0															
					재 활 용	0.0															
					해역배출	0.0															
	영천시	소계		발 생 량		513.2	75.3	0.0	48.8	13.3	335.8	0.0	0.0	0.0	2.0	5.0	18.3	3.1	3.0	0.0	8.6
				처리방법	매 립	238.8	67.4	0.0	48.8	0.5	105.4	0.0	0.0	0.0	0.0	1.1	6.9	2.6	0.0	0.0	6.1
					소 각	0.0	0.0	0.0	0.0	0.0	0.0	0.0	0.0	0.0	0.0	0.0	0.0	0.0	0.0	0.0	0.0
					재 활 용	274.4	7.9	0.0	0.0	12.8	230.4	0.0	0.0	0.0	2.0	3.9	11.4	0.5	3.0	0.0	2.5
					해역배출	0.0	0.0	0.0	0.0	0.0	0.0	0.0	0.0	0.0	0.0	0.0	0.0	0.0	0.0	0.0	0.0
		C	10	발 생 량		0.1	0.0	0.0	0.0	0.0	0.0	0.0	0.0	0.0	0.0	0.0	0.0	0.1	0.0	0.0	0.0
				처리방법	매 립	0.1												0.1			
					소 각	0.0															
					재 활 용	0.0															
					해역배출	0.0															
		C	13	발 생 량		0.1	0.0	0.0	0.0	0.0	0.0	0.0	0.0	0.0	0.0	0.0	0.1	0.0	0.0	0.0	0.0
				처리방법	매 립	0.1											0.1				
					소 각	0.0															
					재 활 용	0.0															
					해역배출	0.0															
		C	16	발 생 량		0.0	0.0	0.0	0.0	0.0	0.0	0.0	0.0	0.0	0.0	0.0	0.0	0.0	0.0	0.0	0.0
				처리방법	매 립	0.0															
					소 각	0.0															
					재 활 용	0.0															
					해역배출	0.0															
		C	20	발 생 량		0.0	0.0	0.0	0.0	0.0	0.0	0.0	0.0	0.0	0.0	0.0	0.0	0.0	0.0	0.0	0.0
				처리방법	매 립	0.0															
					소 각	0.0															
					재 활 용	0.0															
					해역배출	0.0															
		C	22	발 생 량		4.5	0.0	0.0	0.0	0.1	0.3	0.0	0.0	0.0	1.9	0.0	1.7	0.5	0.0	0.0	0.0
				처리방법	매 립	2.6				0.1	0.3						1.7	0.5			
					소 각	0.0															
					재 활 용	1.9									1.9						
					해역배출	0.0															

(단위:톤/일)

지역구분		업종		발생량 및 처리현황		총계	가 연 성														
시도	시군구	대분류	중분류				소계	폐지류	폐목재류	폐합성고분자화합물				유기성오니류				동식물성잔재물	폐식용유	기타
										폐섬유류	폐합성 수지	폐합성 고무	폐피혁	폐수처리오니	공정오니	정수 처리오니	하수 처리오니			
경북	영천시	C	23	발 생 량		2.3	0.8	0.0	0.0	0.6	0.2	0.0	0.0	0.0	0.0	0.0	0.0	0.0	0.0	0.0
				처리방법	매 립	1.5	0.0													
					소 각	0.6	0.6			0.6										
					재 활 용	0.2	0.2				0.2									
					해역배출	0.0	0.0													
		C	24	발 생 량		233.0	66.6	0.0	0.1	0.0	66.5	0.0	0.0	0.0	0.0	0.0	0.0	0.0	0.0	0.0
				처리방법	매 립	78.9	9.4				9.4									
					소 각	6.3	6.3				6.3									
					재 활 용	147.8	50.9		0.1		50.8									
					해역배출	0.0	0.0													
		C	25	발 생 량		32.3	4.6	0.1	0.0	0.7	1.5	2.3	0.0	0.0	0.0	0.0	0.0	0.0	0.0	0.0
				처리방법	매 립	2.2	0.0													
					소 각	1.0	1.0	0.1		0.7	0.2	0.0								
					재 활 용	29.1	3.6				1.3	2.3								
					해역배출	0.0	0.0													
		C	29	발 생 량		0.1	0.0	0.0	0.0	0.0	0.0	0.0	0.0	0.0	0.0	0.0	0.0	0.0	0.0	0.0
				처리방법	매 립	0.1	0.0													
					소 각	0.0	0.0													
					재 활 용	0.0	0.0				0.0									
					해역배출	0.0	0.0													
		C	33	발 생 량		176.8	35.2	0.0	0.8	0.1	7.4	0.0	0.0	26.9	0.0	0.0	0.0	0.0	0.0	0.0
				처리방법	매 립	7.2	0.1							0.1						
					소 각	5.1	5.1		0.8		4.3									
					재 활 용	164.5	30.0			0.1	3.1			26.8						
					해역배출	0.0	0.0													
		B		발 생 량		1.5	0.0	0.0	0.0	0.0	0.0	0.0	0.0	0.0	0.0	0.0	0.0	0.0	0.0	0.0
				처리방법	매 립	0.0	0.0													
					소 각	0.0	0.0													
					재 활 용	1.5	0.0													
					해역배출	0.0	0.0													
		E		발 생 량		195.9	27.1	0.0	0.0	0.0	2.5	0.0	0.3	16.8	0.0	0.0	7.5	0.0	0.0	0.0
				처리방법	매 립	154.7	0.0													
					소 각	1.7	1.7				1.7									
					재 활 용	39.5	25.4				0.8		0.3	16.8			7.5			
					해역배출	0.0	0.0													
		F		발 생 량		1.8	1.7	0.0	0.0	0.0	1.7	0.0	0.0	0.0	0.0	0.0	0.0	0.0	0.0	0.0
				처리방법	매 립	0.1	0.0													
					소 각	1.7	1.7				1.7									
					재 활 용	0.0	0.0													
					해역배출	0.0	0.0													
		G		발 생 량		3.9	3.2	0.0	0.0	0.0	0.5	0.0	0.0	2.7	0.0	0.0	0.0	0.0	0.0	0.0
				처리방법	매 립	1.1	0.4							0.4						
					소 각	0.4	0.4				0.4									
					재 활 용	2.4	2.4				0.1			2.3						
					해역배출	0.0	0.0													
		O		발 생 량		0.6	0.6	0.0	0.6	0.0	0.0	0.0	0.0	0.0	0.0	0.0	0.0	0.0	0.0	0.0
				처리방법	매 립	0.0	0.0													
					소 각	0.0	0.0													
					재 활 용	0.6	0.6		0.6											
					해역배출	0.0	0.0													
		R		발 생 량		0.2	0.2	0.0	0.1	0.0	0.0	0.0	0.0	0.0	0.0	0.0	0.0	0.0	0.0	0.1
				처리방법	매 립	0.0	0.0													
					소 각	0.2	0.2		0.1											0.1
					재 활 용	0.0	0.0													
					해역배출	0.0	0.0													

(단위:톤/일)

구분		업종		발생량 및 처리현황		불 연 성															
시도	시군구	대분류	중분류			소계	광재류	연소재	소각재	분진류	폐주물사 모래류	폐금속류	폐석회 석고류	폐촉매	폐흡착재폐흡수재	유리·도자기편류	무기성오니류				기타
																	폐수처리오니	공정오니	정수처리오니	하수처리오니	
경북	영천시	C	23	발 생 량		1.5	0.0	0.0	0.0	0.0	0.0	0.0	0.0	0.0	0.0	0.0	0.4	0.6	0.0	0.0	0.5
				처리방법	매 립	1.5											0.4	0.6			0.5
					소 각	0.0															
					재 활 용	0.0															
					해역배출	0.0															
		C	24	발 생 량		166.4	74.0	0.0	0.0	12.2	77.9	0.0	0.0	0.0	0.1	0.0	2.0	0.1	0.0	0.0	0.1
				처리방법	매 립	69.5	67.0			0.2	0.1						2.0	0.1			0.1
					소 각	0.0															
					재 활 용	96.9	7.0			12.0	77.8				0.1						
					해역배출	0.0															
		C	25	발 생 량		27.7	1.0	0.0	0.0	0.8	23.2	0.0	0.0	0.0	0.0	0.0	1.3	0.8	0.0	0.0	0.6
				처리방법	매 립	2.2	0.4			0.0	0.0				0.0		1.0	0.3			0.5
					소 각	0.0															
					재 활 용	25.5	0.6			0.8	23.2				0.0		0.3	0.5			0.1
					해역배출	0.0															
		C	29	발 생 량		0.1	0.0	0.0	0.0	0.1	0.0	0.0	0.0	0.0	0.0	0.0	0.0	0.0	0.0	0.0	0.0
				처리방법	매 립	0.1				0.1											
					소 각	0.0															
					재 활 용	0.0									0.0						
					해역배출	0.0															
		C	33	발 생 량		141.6	0.3	0.0	0.0	0.1	127.9	0.0	0.0	0.0	0.0	4.3	1.1	0.5	0.0	0.0	7.4
				처리방법	매 립	7.1				0.1						0.4	1.1	0.5			5.0
					소 각	0.0															
					재 활 용	134.5	0.3				127.9				0.0	3.9					2.4
					해역배출	0.0															
		B		발 생 량		1.5	0.0	0.0	0.0	0.0	1.5	0.0	0.0	0.0	0.0	0.0	0.0	0.0	0.0	0.0	0.0
				처리방법	매 립	0.0															
					소 각	0.0															
					재 활 용	1.5					1.5										
					해역배출	0.0															
		E		발 생 량		168.8	0.0	0.0	48.8	0.0	105.0	0.0	0.0	0.0	0.0	0.0	11.5	0.5	3.0	0.0	0.0
				처리방법	매 립	154.7			48.8		105.0						0.4	0.5			
					소 각	0.0															
					재 활 용	14.1											11.1		3.0		
					해역배출	0.0															
		F		발 생 량		0.1	0.0	0.0	0.0	0.0	0.0	0.0	0.0	0.0	0.0	0.0	0.1	0.0	0.0	0.0	0.0
				처리방법	매 립	0.1					0.0						0.1				
					소 각	0.0															
					재 활 용	0.0															
					해역배출	0.0															
		G		발 생 량		0.7	0.0	0.0	0.0	0.0	0.0	0.0	0.0	0.0	0.0	0.7	0.0	0.0	0.0	0.0	0.0
				처리방법	매 립	0.7				0.0						0.7					
					소 각	0.0															
					재 활 용	0.0															
					해역배출	0.0															
		O		발 생 량		0.0	0.0	0.0	0.0	0.0	0.0	0.0	0.0	0.0	0.0	0.0	0.0	0.0	0.0	0.0	0.0
				처리방법	매 립	0.0															
					소 각	0.0															
					재 활 용	0.0															
					해역배출	0.0															
		R		발 생 량		0.0	0.0	0.0	0.0	0.0	0.0	0.0	0.0	0.0	0.0	0.0	0.0	0.0	0.0	0.0	0.0
				처리방법	매 립	0.0															
					소 각	0.0															
					재 활 용	0.0															
					해역배출	0.0															

(단위:톤/일)

지역구분		업종		발생량 및 처리현황		총계	가 연 성														
시도	시군구	대분류	중분류				소계	폐지류	폐목재류	폐합성고분자화합물				유기성오니류				동식물성잔재물	폐식용유	기타
										폐섬유류	폐합성 수지	폐합성 고무	폐피혁	폐수처리오니	공정오니	정수 처리오니	하수 처리오니			
경북	영천시	N		발 생 량		3.0	2.9	0.0	1.5	0.0	1.4	0.0	0.0	0.0	0.0	0.0	0.0	0.0	0.0	0.0
				처리방법	매 립	0.1	0.0													
					소 각	0.0	0.0													
					재 활 용	2.9	2.9		1.5		1.4									
					해역배출	0.0	0.0													
	상주시	소계		발 생 량		180.0	131.4	0.0	0.7	0.0	5.9	0.0	11.3	35.7	0.0	0.0	13.0	62.2	0.1	2.5
				처리방법	매 립	46.1	0.5	0.0	0.0	0.0	0.0	0.0	0.0	0.5	0.0	0.0	0.0	0.0	0.0	0.0
					소 각	5.6	5.5	0.0	0.0	0.0	3.1	0.0	0.0	0.0	0.0	0.0	0.0	0.0	0.0	2.4
					재 활 용	94.5	91.6	0.0	0.7	0.0	2.8	0.0	11.3	1.4	0.0	0.0	13.0	62.2	0.1	0.1
					해역배출	33.8	33.8	0.0	0.0	0.0	0.0	0.0	0.0	33.8	0.0	0.0	0.0	0.0	0.0	0.0
		C	10	발 생 량		100.2	99.9	0.0	0.0	0.0	2.5	0.0	0.0	35.4	0.0	0.0	0.0	61.9	0.0	0.1
				처리방법	매 립	0.4	0.2							0.2						
					소 각	2.1	2.0				2.0									
					재 활 용	63.9	63.9				0.5			1.4				61.9		0.1
					해역배출	33.8	33.8							33.8						
		C	20	발 생 량		26.7	0.4	0.0	0.2	0.0	0.2	0.0	0.0	0.0	0.0	0.0	0.0	0.0	0.0	0.0
				처리방법	매 립	26.3	0.0													
					소 각	0.1	0.1				0.1									
					재 활 용	0.3	0.3		0.2		0.1									
					해역배출	0.0	0.0													
		C	22	발 생 량		13.3	13.3	0.0	0.0	0.0	2.0	0.0	11.3	0.0	0.0	0.0	0.0	0.0	0.0	0.0
				처리방법	매 립	0.0	0.0													
					소 각	0.0	0.0													
					재 활 용	13.3	13.3				2.0		11.3							
					해역배출	0.0	0.0													
		C	23	발 생 량		9.4	0.0	0.0	0.0	0.0	0.0	0.0	0.0	0.0	0.0	0.0	0.0	0.0	0.0	0.0
				처리방법	매 립	6.7	0.0													
					소 각	0.0	0.0													
					재 활 용	2.7	0.0													
					해역배출	0.0	0.0													
		C	25	발 생 량		0.4	0.2	0.0	0.0	0.0	0.2	0.0	0.0	0.0	0.0	0.0	0.0	0.0	0.0	0.0
				처리방법	매 립	0.2	0.0													
					소 각	0.2	0.2				0.2									
					재 활 용	0.0	0.0													
					해역배출	0.0	0.0													
		E		발 생 량		26.2	16.5	0.0	0.0	0.0	0.8	0.0	0.0	0.3	0.0	0.0	13.0	0.0	0.0	2.4
				처리방법	매 립	10.0	0.3							0.3						
					소 각	3.2	3.2				0.8									2.4
					재 활 용	13.0	13.0		0.0								13.0			
					해역배출	0.0	0.0													
		G		발 생 량		0.6	0.6	0.0	0.0	0.0	0.2	0.0	0.0	0.0	0.0	0.0	0.0	0.3	0.1	0.0
				처리방법	매 립	0.0	0.0													
					소 각	0.0	0.0													
					재 활 용	0.6	0.6				0.2							0.3	0.1	
					해역배출	0.0	0.0													
		D		발 생 량		0.0	0.0	0.0	0.0	0.0	0.0	0.0	0.0	0.0	0.0	0.0	0.0	0.0	0.0	0.0
				처리방법	매 립	0.0	0.0													
					소 각	0.0	0.0													
					재 활 용	0.0	0.0													
					해역배출	0.0	0.0													
		O		발 생 량		3.2	0.5	0.0	0.5	0.0	0.0	0.0	0.0	0.0	0.0	0.0	0.0	0.0	0.0	0.0
				처리방법	매 립	2.5	0.0													
					소 각	0.0	0.0													
					재 활 용	0.7	0.5		0.5											
					해역배출	0.0	0.0													

(단위:톤/일)

구분		업종		발생량 및 처리현황		불 연 성															
시도	시군구	대분류	중분류			소계	광재류	연소재	소각재	분진류	폐주물사 모래류	폐금속류	폐석회 석고류	폐촉매	폐흡착재폐흡수재	유리·도자기편류	무기성오니류				기타
																	폐수처리오니	공정오니	정수처리오니	하수처리오니	
경북	영천시	N		발 생 량		0.1	0.0	0.0	0.0	0.0	0.0	0.0	0.0	0.0	0.0	0.0	0.1	0.0	0.0	0.0	0.0
				처리방법	매 립	0.1											0.1				
					소 각	0.0															
					재 활 용	0.0															
					해역배출	0.0															
	상주시	소계		발 생 량		48.6	9.1	0.1	0.0	10.3	2.2	0.0	0.0	0.1	0.5	0.0	25.5	0.0	0.2	0.3	0.3
				처리방법	매 립	45.6	6.4	0.0	0.0	10.3	2.2	0.0	0.0	0.1	0.5	0.0	25.5	0.0	0.0	0.3	0.3
					소 각	0.1	0.0	0.1	0.0	0.0	0.0	0.0	0.0	0.0	0.0	0.0	0.0	0.0	0.0	0.0	0.0
					재 활 용	2.9	2.7	0.0	0.0	0.0	0.0	0.0	0.0	0.0	0.0	0.0	0.0	0.0	0.2	0.0	0.0
					해역배출	0.0	0.0	0.0	0.0	0.0	0.0	0.0	0.0	0.0	0.0	0.0	0.0	0.0	0.0	0.0	0.0
		C	10	발 생 량		0.3	0.0	0.1	0.0	0.2	0.0	0.0	0.0	0.0	0.0	0.0	0.0	0.0	0.0	0.0	0.0
				처리방법	매 립	0.2				0.2							0.0				
					소 각	0.1		0.1													
					재 활 용	0.0															
					해역배출	0.0															
		C	20	발 생 량		26.3	0.0	0.0	0.0	0.4	0.0	0.0	0.0	0.0	0.5	0.0	25.4	0.0	0.0	0.0	0.0
				처리방법	매 립	26.3				0.4					0.5		25.4				
					소 각	0.0															
					재 활 용	0.0															0.0
					해역배출	0.0															
		C	22	발 생 량		0.0	0.0	0.0	0.0	0.0	0.0	0.0	0.0	0.0	0.0	0.0	0.0	0.0	0.0	0.0	0.0
				처리방법	매 립	0.0															
					소 각	0.0															
					재 활 용	0.0															
					해역배출	0.0															
		C	23	발 생 량		9.4	9.1	0.0	0.0	0.3	0.0	0.0	0.0	0.0	0.0	0.0	0.0	0.0	0.0	0.0	0.0
				처리방법	매 립	6.7	6.4			0.3											
					소 각	0.0															
					재 활 용	2.7	2.7														
					해역배출	0.0															
		C	25	발 생 량		0.2	0.0	0.0	0.0	0.0	0.0	0.0	0.0	0.1	0.0	0.0	0.1	0.0	0.0	0.0	0.0
				처리방법	매 립	0.2								0.1			0.1				
					소 각	0.0															
					재 활 용	0.0									0.0						
					해역배출	0.0															
		E		발 생 량		9.7	0.0	0.0	0.0	9.4	0.0	0.0	0.0	0.0	0.0	0.0	0.0	0.0	0.0	0.3	0.0
				처리방법	매 립	9.7			0.0	9.4										0.3	
					소 각	0.0															
					재 활 용	0.0															
					해역배출	0.0															
		G		발 생 량		0.0	0.0	0.0	0.0	0.0	0.0	0.0	0.0	0.0	0.0	0.0	0.0	0.0	0.0	0.0	0.0
				처리방법	매 립	0.0															
					소 각	0.0															
					재 활 용	0.0															
					해역배출	0.0															
		D		발 생 량		0.0	0.0	0.0	0.0	0.0	0.0	0.0	0.0	0.0	0.0	0.0	0.0	0.0	0.0	0.0	0.0
				처리방법	매 립	0.0															
					소 각	0.0															
					재 활 용	0.0															
					해역배출	0.0															
		O		발 생 량		2.7	0.0	0.0	0.0	0.0	2.2	0.0	0.0	0.0	0.0	0.0	0.0	0.0	0.2	0.0	0.3
				처리방법	매 립	2.5					2.2										0.3
					소 각	0.0															
					재 활 용	0.2													0.2		
					해역배출	0.0															

(단위:톤/일)

지역구분		업종		발생량 및 처리현황		총계	가 연 성													
시도	시군구	대분류	중분류				소계	폐지류	폐목재류	폐합성고분자화합물				유기성오니류				동식물성잔재물	폐식용유	기타
										폐섬유류	폐합성 수지	폐합성 고무	폐피혁	폐수처리오니	공정오니	정수 처리오니	하수 처리오니			
경북	문경시	소계		발생량		162.4	127.0	0.0	0.4	0.0	87.0	0.0	0.0	2.2	0.0	0.0	33.3	3.9	0.0	0.2
				처리방법	매 립	53.9	28.5	0.0	0.0	0.0	0.0	0.0	0.0	0.3	0.0	0.0	24.3	3.9	0.0	0.0
					소 각	65.4	65.4	0.0	0.0	0.0	65.2	0.0	0.0	0.0	0.0	0.0	0.0	0.0	0.0	0.2
					재 활 용	41.2	31.2	0.0	0.4	0.0	21.8	0.0	0.0	0.0	0.0	0.0	9.0	0.0	0.0	0.0
					해역배출	1.9	1.9	0.0	0.0	0.0	0.0	0.0	0.0	1.9	0.0	0.0	0.0	0.0	0.0	0.0
		C	33	발생량		16.4	6.4	0.0	0.3	0.0	5.9	0.0	0.0	0.2	0.0	0.0	0.0	0.0	0.0	0.0
				처리방법	매 립	0.2	0.2							0.2						
					소 각	1.9	1.9				1.9									
					재 활 용	14.3	4.3		0.3		4.0									
					해역배출	0.0	0.0													
		C	22	발생량		106.3	80.9	0.0	0.0	0.0	80.9	0.0	0.0	0.0	0.0	0.0	0.0	0.0	0.0	0.0
				처리방법	매 립	25.4	0.0													
					소 각	63.2	63.2				63.2									
					재 활 용	17.7	17.7				17.7									
					해역배출	0.0	0.0													
		C	10	발생량		6.2	6.2	0.0	0.1	0.0	0.2	0.0	0.0	2.0	0.0	0.0	0.0	3.9	0.0	0.0
				처리방법	매 립	4.0	4.0							0.1				3.9		
					소 각	0.1	0.1				0.1									
					재 활 용	0.2	0.2		0.1		0.1									
					해역배출	1.9	1.9							1.9						
		C	28	발생량		0.2	0.2	0.0	0.0	0.0	0.0	0.0	0.0	0.0	0.0	0.0	0.0	0.0	0.0	0.2
				처리방법	매 립	0.0	0.0													
					소 각	0.2	0.2													0.2
					재 활 용	0.0	0.0													
					해역배출	0.0	0.0													
		E		발생량		33.3	33.3	0.0	0.0	0.0	0.0	0.0	0.0	0.0	0.0	0.0	33.3	0.0	0.0	0.0
				처리방법	매 립	24.3	24.3										24.3			
					소 각	0.0	0.0													
					재 활 용	9.0	9.0										9.0			
					해역배출	0.0	0.0													
	경산시	소계		발생량		307.0	153.2	0.0	5.1	1.8	44.8	3.7	0.0	67.0	20.2	0.0	0.0	4.7	0.0	5.9
				처리방법	매 립	25.3	7.1	0.0	0.0	0.0	0.0	0.0	0.0	4.2	0.3	0.0	0.0	1.2	0.0	1.4
					소 각	6.9	6.9	0.0	0.0	1.6	5.1	0.0	0.0	0.0	0.0	0.0	0.0	0.0	0.0	0.2
					재 활 용	202.1	67.4	0.0	5.1	0.2	39.7	3.7	0.0	0.1	10.8	0.0	0.0	3.5	0.0	4.3
					해역배출	72.7	71.8	0.0	0.0	0.0	0.0	0.0	0.0	62.7	9.1	0.0	0.0	0.0	0.0	0.0
		A		발생량		1.5	1.5	0.0	1.5	0.0	0.0	0.0	0.0	0.0	0.0	0.0	0.0	0.0	0.0	0.0
				처리방법	매 립	0.0	0.0													
					소 각	0.0	0.0													
					재 활 용	1.5	1.5		1.5											
					해역배출	0.0	0.0													
		B		발생량		66.6	0.0	0.0	0.0	0.0	0.0	0.0	0.0	0.0	0.0	0.0	0.0	0.0	0.0	0.0
				처리방법	매 립	0.0	0.0													
					소 각	0.0	0.0													
					재 활 용	66.6	0.0													
					해역배출	0.0	0.0													
		C	10	발생량		21.0	17.9	0.0	0.0	0.0	1.6	0.0	0.0	10.4	0.0	0.0	0.0	4.4	0.0	1.5
				처리방법	매 립	4.2	1.1											1.1		
					소 각	0.3	0.3				0.3									
					재 활 용	6.2	6.2				1.3			0.1				3.3		1.5
					해역배출	10.3	10.3							10.3						
		C	11	발생량		0.5	0.3	0.0	0.0	0.0	0.0	0.0	0.0	0.0	0.0	0.0	0.0	0.3	0.0	0.0
				처리방법	매 립	0.1	0.1											0.1		
					소 각	0.0	0.0													
					재 활 용	0.4	0.2											0.2		
					해역배출	0.0	0.0													

(단위:톤/일)

구분		업종		발생량 및 처리현황		불 연 성															
																	무기성오니류				
시도	시군구	대분류	중분류			소계	광재류	연소재	소각재	분진류	폐주물사 모래류	폐금속류	폐석회 석고류	폐촉매	폐흡착재폐흡수재	유리·도자기편류	폐수처리오니	공정오니	정수처리오니	하수처리오니	기타
경북	문경시	소계		발 생 량		35.4	0.0	0.0	0.0	0.1	0.0	0.0	0.0	0.0	0.0	0.0	0.0	0.0	0.0	0.0	35.3
				처리방법	매 립	25.4	0.0	0.0	0.0	0.1	0.0	0.0	0.0	0.0	0.0	0.0	0.0	0.0	0.0	0.0	25.3
					소 각	0.0	0.0	0.0	0.0	0.0	0.0	0.0	0.0	0.0	0.0	0.0	0.0	0.0	0.0	0.0	0.0
					재 활 용	10.0	0.0	0.0	0.0	0.0	0.0	0.0	0.0	0.0	0.0	0.0	0.0	0.0	0.0	0.0	10.0
					해역배출	0.0	0.0	0.0	0.0	0.0	0.0	0.0	0.0	0.0	0.0	0.0	0.0	0.0	0.0	0.0	0.0
		C	33	발 생 량		10.0	0.0	0.0	0.0	0.0	0.0	0.0	0.0	0.0	0.0	0.0	0.0	0.0	0.0	0.0	10.0
				처리방법	매 립	0.0															
					소 각	0.0															
					재 활 용	10.0															10.0
					해역배출	0.0															
		C	22	발 생 량		25.4	0.0	0.0	0.0	0.1	0.0	0.0	0.0	0.0	0.0	0.0	0.0	0.0	0.0	0.0	25.3
				처리방법	매 립	25.4				0.1											25.3
					소 각	0.0															
					재 활 용	0.0															
					해역배출	0.0															
		C	10	발 생 량		0.0	0.0	0.0	0.0	0.0	0.0	0.0	0.0	0.0	0.0	0.0	0.0	0.0	0.0	0.0	0.0
				처리방법	매 립	0.0															
					소 각	0.0															
					재 활 용	0.0															
					해역배출	0.0															
		C	28	발 생 량		0.0	0.0	0.0	0.0	0.0	0.0	0.0	0.0	0.0	0.0	0.0	0.0	0.0	0.0	0.0	0.0
				처리방법	매 립	0.0															
					소 각	0.0															
					재 활 용	0.0															
					해역배출	0.0															
		E		발 생 량		0.0	0.0	0.0	0.0	0.0	0.0	0.0	0.0	0.0	0.0	0.0	0.0	0.0	0.0	0.0	0.0
				처리방법	매 립	0.0															0.0
					소 각	0.0															
					재 활 용	0.0															
					해역배출	0.0															
	경산시	소계		발 생 량		153.8	10.3	0.0	0.0	1.8	29.4	0.0	0.0	0.0	0.1	1.0	90.1	1.9	8.5	0.0	10.7
				처리방법	매 립	18.2	0.1	0.0	0.0	0.9	0.2	0.0	0.0	0.0	0.0	0.8	10.8	1.7	0.3	0.0	3.4
					소 각	0.0	0.0	0.0	0.0	0.0	0.0	0.0	0.0	0.0	0.0	0.0	0.0	0.0	0.0	0.0	0.0
					재 활 용	134.7	10.2	0.0	0.0	0.9	29.2	0.0	0.0	0.0	0.1	0.2	78.4	0.2	8.2	0.0	7.3
					해역배출	0.9	0.0	0.0	0.0	0.0	0.0	0.0	0.0	0.0	0.0	0.0	0.9	0.0	0.0	0.0	0.0
		A		발 생 량		0.0	0.0	0.0	0.0	0.0	0.0	0.0	0.0	0.0	0.0	0.0	0.0	0.0	0.0	0.0	0.0
				처리방법	매 립	0.0															
					소 각	0.0															
					재 활 용	0.0															
					해역배출	0.0															
		B		발 생 량		66.6	0.0	0.0	0.0	0.0	0.0	0.0	0.0	0.0	0.0	0.0	66.6	0.0	0.0	0.0	0.0
				처리방법	매 립	0.0															
					소 각	0.0															
					재 활 용	66.6											66.6				
					해역배출	0.0															
		C	10	발 생 량		3.1	0.0	0.0	0.0	0.0	0.0	0.0	0.0	0.0	0.0	0.0	2.1	0.0	0.0	0.0	1.0
				처리방법	매 립	3.1											2.1				1.0
					소 각	0.0															
					재 활 용	0.0															
					해역배출	0.0															
		C	11	발 생 량		0.2	0.0	0.0	0.0	0.0	0.0	0.0	0.0	0.0	0.0	0.2	0.0	0.0	0.0	0.0	0.0
				처리방법	매 립	0.0															
					소 각	0.0															
					재 활 용	0.2										0.2					
					해역배출	0.0															

(단위:톤/일)

지역구분		업종		발생량 및 처리현황		총계	가 연 성														
시도	시군구	대분류	중분류				소계	폐지류	폐목재류	폐합성고분자화합물				유기성오니류				동식물성잔재물	폐식용유	기타
										폐섬유류	폐합성 수지	폐합성 고무	폐피혁	폐수처리오니	공정오니	정수 처리오니	하수 처리오니			
경북	경산시	C	13	발 생 량		16.5	13.7	0.0	0.2	0.2	9.3	0.0	0.0	4.0	0.0	0.0	0.0	0.0	0.0	0.0
				처리방법	매 립	6.8	4.0							4.0						
					소 각	0.4	0.4			0.1	0.3									
					재 활 용	9.3	9.3		0.2	0.1	9.0									
					해역배출	0.0	0.0													
		C	14	발 생 량		0.2	0.2	0.0	0.0	0.0	0.2	0.0	0.0	0.0	0.0	0.0	0.0	0.0	0.0	0.0
				처리방법	매 립	0.0	0.0													
					소 각	0.0	0.0													
					재 활 용	0.2	0.2				0.2									
					해역배출	0.0	0.0													
		C	16	발 생 량		0.6	0.6	0.0	0.0	0.0	0.6	0.0	0.0	0.0	0.0	0.0	0.0	0.0	0.0	0.0
				처리방법	매 립	0.0	0.0													
					소 각	0.0	0.0													
					재 활 용	0.6	0.6				0.6									
					해역배출	0.0	0.0													
		C	18	발 생 량		1.1	0.3	0.0	0.0	0.0	0.3	0.0	0.0	0.0	0.0	0.0	0.0	0.0	0.0	0.0
				처리방법	매 립	0.8	0.0													
					소 각	0.0	0.0													
					재 활 용	0.3	0.3				0.3									
					해역배출	0.0	0.0													
		C	20	발 생 량		2.8	0.9	0.0	0.0	0.0	0.9	0.0	0.0	0.0	0.0	0.0	0.0	0.0	0.0	0.0
				처리방법	매 립	1.9	0.0													
					소 각	0.6	0.6				0.6									
					재 활 용	0.3	0.3				0.3									
					해역배출	0.0	0.0													
		C	22	발 생 량		2.9	2.7	0.0	0.0	0.0	0.8	1.4	0.0	0.2	0.3	0.0	0.0	0.0	0.0	0.0
				처리방법	매 립	0.5	0.5							0.2	0.3					
					소 각	0.2	0.2				0.2									
					재 활 용	2.2	2.0				0.6	1.4								
					해역배출	0.0	0.0													
		C	23	발 생 량		15.9	0.5	0.0	0.0	0.4	0.1	0.0	0.0	0.0	0.0	0.0	0.0	0.0	0.0	0.0
				처리방법	매 립	0.6	0.0													
					소 각	0.4	0.4			0.4										
					재 활 용	14.9	0.1				0.1									
					해역배출	0.0	0.0													
		C	24	발 생 량		25.4	0.3	0.0	0.0	0.0	0.3	0.0	0.0	0.0	0.0	0.0	0.0	0.0	0.0	0.0
				처리방법	매 립	3.8	0.0													
					소 각	0.0	0.0													
					재 활 용	21.6	0.3				0.3									
					해역배출	0.0	0.0													
		C	25	발 생 량		28.8	9.6	0.0	0.0	1.1	6.6	1.9	0.0	0.0	0.0	0.0	0.0	0.0	0.0	0.0
				처리방법	매 립	1.7	0.0													
					소 각	1.9	1.9			1.1	0.8									
					재 활 용	25.2	7.7				5.8	1.9								
					해역배출	0.0	0.0													
		C	26	발 생 량		0.9	0.9	0.0	0.0	0.0	0.9	0.0	0.0	0.0	0.0	0.0	0.0	0.0	0.0	0.0
				처리방법	매 립	0.0	0.0													
					소 각	0.9	0.9				0.9									
					재 활 용	0.0	0.0													
					해역배출	0.0	0.0													
		C	28	발 생 량		0.3	0.3	0.0	0.0	0.0	0.3	0.0	0.0	0.0	0.0	0.0	0.0	0.0	0.0	0.0
				처리방법	매 립	0.0	0.0													
					소 각	0.0	0.0													
					재 활 용	0.3	0.3				0.3									
					해역배출	0.0	0.0													

(단위:톤/일)

구분		업종		발생량 및 처리현황		불 연 성															
시도	시군구	대분류	중분류			소계	광재류	연소재	소각재	분진류	폐주물사 모래류	폐금속류	폐석회 석고류	폐촉매	폐흡착재폐흡수재	유리·도자기편류	무기성오니류				기타
																	폐수처리오니	공정오니	정수처리오니	하수처리오니	
경북	경산시	C	13	발 생 량		2.8	0.0	0.0	0.0	0.0	0.0	0.0	0.0	0.0	0.0	0.0	2.7	0.0	0.0	0.0	0.1
				처리방법	매 립	2.8											2.7				0.1
					소 각	0.0															
					재 활 용	0.0															
					해역배출	0.0															
		C	14	발 생 량		0.0	0.0	0.0	0.0	0.0	0.0	0.0	0.0	0.0	0.0	0.0	0.0	0.0	0.0	0.0	0.0
				처리방법	매 립	0.0															
					소 각	0.0															
					재 활 용	0.0															
					해역배출	0.0															
		C	16	발 생 량		0.0	0.0	0.0	0.0	0.0	0.0	0.0	0.0	0.0	0.0	0.0	0.0	0.0	0.0	0.0	0.0
				처리방법	매 립	0.0															
					소 각	0.0															
					재 활 용	0.0															
					해역배출	0.0															
		C	18	발 생 량		0.8	0.0	0.0	0.0	0.0	0.0	0.0	0.0	0.0	0.0	0.0	0.8	0.0	0.0	0.0	0.0
				처리방법	매 립	0.8											0.8				
					소 각	0.0															
					재 활 용	0.0															
					해역배출	0.0															
		C	20	발 생 량		1.9	0.0	0.0	0.0	0.0	0.0	0.0	0.0	0.0	0.0	0.0	0.3	1.6	0.0	0.0	0.0
				처리방법	매 립	1.9											0.3	1.6			
					소 각	0.0															
					재 활 용	0.0															
					해역배출	0.0															
		C	22	발 생 량		0.2	0.0	0.0	0.0	0.2	0.0	0.0	0.0	0.0	0.0	0.0	0.0	0.0	0.0	0.0	0.0
				처리방법	매 립	0.0															
					소 각	0.0															
					재 활 용	0.2				0.2											
					해역배출	0.0															
		C	23	발 생 량		15.4	0.0	0.0	0.0	0.0	0.5	0.0	0.0	0.0	0.0	0.6	11.3	0.0	0.0	0.0	3.0
				처리방법	매 립	0.6										0.6					
					소 각	0.0															
					재 활 용	14.8					0.5						11.3				3.0
					해역배출	0.0															
		C	24	발 생 량		25.1	0.0	0.0	0.0	0.4	20.6	0.0	0.0	0.0	0.0	0.2	3.7	0.2	0.0	0.0	0.0
				처리방법	매 립	3.8				0.4						0.2	3.2				
					소 각	0.0															
					재 활 용	21.3					20.6						0.5	0.2			
					해역배출	0.0															
		C	25	발 생 량		19.2	10.3	0.0	0.0	1.0	6.8	0.0	0.0	0.0	0.1	0.0	0.9	0.1	0.0	0.0	0.0
				처리방법	매 립	1.7	0.1			0.4	0.2						0.9	0.1			
					소 각	0.0															
					재 활 용	17.5	10.2			0.6	6.6				0.1						
					해역배출	0.0															
		C	26	발 생 량		0.0	0.0	0.0	0.0	0.0	0.0	0.0	0.0	0.0	0.0	0.0	0.0	0.0	0.0	0.0	0.0
				처리방법	매 립	0.0															
					소 각	0.0															
					재 활 용	0.0															
					해역배출	0.0															
		C	28	발 생 량		0.0	0.0	0.0	0.0	0.0	0.0	0.0	0.0	0.0	0.0	0.0	0.0	0.0	0.0	0.0	0.0
				처리방법	매 립	0.0															
					소 각	0.0															
					재 활 용	0.0															
					해역배출	0.0															

(단위:톤/일)

지역구분		업종		발생량 및 처리현황		총계	가 연 성														
시도	시군구	대분류	중분류				소계	폐지류	폐목재류	폐합성고분자화합물				유기성오니류				동식물성잔재물	폐식용유	기타
										폐섬유류	폐합성 수지	폐합성 고무	폐피혁	폐수처리오니	공정오니	정수 처리오니	하수 처리오니			
경북	경산시	C	29	발 생 량		2.7	0.9	0.0	0.0	0.1	0.8	0.0	0.0	0.0	0.0	0.0	0.0	0.0	0.0	0.0
				처리방법	매 립	0.2	0.0													
					소 각	0.0	0.0													
					재 활 용	2.5	0.9			0.1	0.8									
					해역배출	0.0	0.0													
		C	30	발 생 량		0.1	0.1	0.0	0.0	0.0	0.1	0.0	0.0	0.0	0.0	0.0	0.0	0.0	0.0	0.0
				처리방법	매 립	0.0	0.0													
					소 각	0.0	0.0													
					재 활 용	0.1	0.1				0.1									
					해역배출	0.0	0.0													
		C	32	발 생 량		0.9	0.9	0.0	0.8	0.0	0.1	0.0	0.0	0.0	0.0	0.0	0.0	0.0	0.0	0.0
				처리방법	매 립	0.0	0.0													
					소 각	0.0	0.0													
					재 활 용	0.9	0.9		0.8		0.1									
					해역배출	0.0	0.0													
		C	33	발 생 량		2.1	1.2	0.0	0.0	0.0	0.9	0.3	0.0	0.0	0.0	0.0	0.0	0.0	0.0	0.0
				처리방법	매 립	0.0	0.0													
					소 각	0.2	0.2				0.2									
					재 활 용	1.0	1.0				0.7	0.3								
					해역배출	0.9	0.0													
		D		발 생 량		12.8	0.0	0.0	0.0	0.0	0.0	0.0	0.0	0.0	0.0	0.0	0.0	0.0	0.0	0.0
				처리방법	매 립	0.3	0.0													
					소 각	0.0	0.0													
					재 활 용	12.5	0.0													
					해역배출	0.0	0.0													
		E		발 생 량		97.9	96.1	0.0	0.9	0.0	18.5	0.0	0.0	52.4	19.9	0.0	0.0	0.0	0.0	4.4
				처리방법	매 립	3.2	1.4													1.4
					소 각	0.9	0.9				0.7									0.2
					재 활 용	32.3	32.3		0.9		17.8				10.8					2.8
					해역배출	61.5	61.5							52.4	9.1					
		G		발 생 량		2.5	2.3	0.0	0.1	0.0	2.1	0.1	0.0	0.0	0.0	0.0	0.0	0.0	0.0	0.0
				처리방법	매 립	0.2	0.0													
					소 각	0.7	0.7				0.7									
					재 활 용	1.6	1.6		0.1		1.4	0.1								
					해역배출	0.0	0.0													
		L		발 생 량		1.3	0.3	0.0	0.0	0.0	0.3	0.0	0.0	0.0	0.0	0.0	0.0	0.0	0.0	0.0
				처리방법	매 립	1.0	0.0													
					소 각	0.3	0.3				0.3									
					재 활 용	0.0	0.0													
					해역배출	0.0	0.0													
		O		발 생 량		1.6	1.6	0.0	1.6	0.0	0.0	0.0	0.0	0.0	0.0	0.0	0.0	0.0	0.0	0.0
				처리방법	매 립	0.0	0.0													
					소 각	0.0	0.0													
					재 활 용	1.6	1.6		1.6											
					해역배출	0.0	0.0													
		P		발 생 량		0.1	0.1	0.0	0.0	0.0	0.1	0.0	0.0	0.0	0.0	0.0	0.0	0.0	0.0	0.0
				처리방법	매 립	0.0	0.0													
					소 각	0.1	0.1				0.1									
					재 활 용	0.0	0.0													
					해역배출	0.0	0.0													
	군위군	소계		발 생 량		44.1	41.8	0.0	0.0	0.0	7.2	0.0	0.0	10.1	0.0	0.0	0.0	24.5	0.0	0.0
				처리방법	매 립	3.3	1.8	0.0	0.0	0.0	0.0	0.0	0.0	1.6	0.0	0.0	0.0	0.2	0.0	0.0
					소 각	2.5	2.4	0.0	0.0	0.0	2.4	0.0	0.0	0.0	0.0	0.0	0.0	0.0	0.0	0.0
					재 활 용	30.4	29.7	0.0	0.0	0.0	4.8	0.0	0.0	0.6	0.0	0.0	0.0	24.3	0.0	0.0
					해역배출	7.9	7.9	0.0	0.0	0.0	0.0	0.0	0.0	7.9	0.0	0.0	0.0	0.0	0.0	0.0

(단위:톤/일)

구분		업종		발생량 및 처리현황	불 연 성															
시도	시군구	대분류	중분류		소계	광재류	연소재	소각재	분진류	폐주물사 모래류	폐금속류	폐석회 석고류	폐촉매	폐흡착재폐흡수재	유리·도자기편류	무기성오니류				기타
																폐수처리오니	공정오니	정수처리오니	하수처리오니	
경북	경산시	C	29	발 생 량	1.8	0.0	0.0	0.0	0.2	1.5	0.0	0.0	0.0	0.0	0.0	0.1	0.0	0.0	0.0	0.0
				처리방법 매 립	0.2				0.1							0.1				
				처리방법 소 각	0.0															
				처리방법 재 활 용	1.6				0.1	1.5										
				처리방법 해역배출	0.0															
		C	30	발 생 량	0.0	0.0	0.0	0.0	0.0	0.0	0.0	0.0	0.0	0.0	0.0	0.0	0.0	0.0	0.0	0.0
				처리방법 매 립	0.0															
				처리방법 소 각	0.0															
				처리방법 재 활 용	0.0															
				처리방법 해역배출	0.0															
		C	32	발 생 량	0.0	0.0	0.0	0.0	0.0	0.0	0.0	0.0	0.0	0.0	0.0	0.0	0.0	0.0	0.0	0.0
				처리방법 매 립	0.0															
				처리방법 소 각	0.0															
				처리방법 재 활 용	0.0															
				처리방법 해역배출	0.0															
		C	33	발 생 량	0.9	0.0	0.0	0.0	0.0	0.0	0.0	0.0	0.0	0.0	0.0	0.9	0.0	0.0	0.0	0.0
				처리방법 매 립	0.0															
				처리방법 소 각	0.0															
				처리방법 재 활 용	0.0															
				처리방법 해역배출	0.9											0.9				
		D		발 생 량	12.8	0.0	0.0	0.0	0.0	0.0	0.0	0.0	0.0	0.0	0.0	0.0	0.0	8.5	0.0	4.3
				처리방법 매 립	0.3													0.3		
				처리방법 소 각	0.0															
				처리방법 재 활 용	12.5													8.2		4.3
				처리방법 해역배출	0.0															
		E		발 생 량	1.8	0.0	0.0	0.0	0.0	0.0	0.0	0.0	0.0	0.0	0.0	0.6	0.0	0.0	0.0	1.2
				처리방법 매 립	1.8											0.6				1.2
				처리방법 소 각	0.0															
				처리방법 재 활 용	0.0															
				처리방법 해역배출	0.0															
		G		발 생 량	0.2	0.0	0.0	0.0	0.0	0.0	0.0	0.0	0.0	0.0	0.0	0.1	0.0	0.0	0.0	0.1
				처리방법 매 립	0.2											0.1				0.1
				처리방법 소 각	0.0															
				처리방법 재 활 용	0.0															
				처리방법 해역배출	0.0															
		L		발 생 량	1.0	0.0	0.0	0.0	0.0	0.0	0.0	0.0	0.0	0.0	0.0	0.0	0.0	0.0	0.0	1.0
				처리방법 매 립	1.0															1.0
				처리방법 소 각	0.0															
				처리방법 재 활 용	0.0															
				처리방법 해역배출	0.0															
		O		발 생 량	0.0	0.0	0.0	0.0	0.0	0.0	0.0	0.0	0.0	0.0	0.0	0.0	0.0	0.0	0.0	0.0
				처리방법 매 립	0.0															
				처리방법 소 각	0.0															
				처리방법 재 활 용	0.0															
				처리방법 해역배출	0.0															
		P		발 생 량	0.0	0.0	0.0	0.0	0.0	0.0	0.0	0.0	0.0	0.0	0.0	0.0	0.0	0.0	0.0	0.0
				처리방법 매 립	0.0															
				처리방법 소 각	0.0															
				처리방법 재 활 용	0.0															
				처리방법 해역배출	0.0															
	군위군	소계		발 생 량	2.3	0.0	0.0	0.0	0.0	0.7	0.0	0.0	0.0	0.0	0.0	1.0	0.5	0.0	0.0	0.1
				처리방법 매 립	1.5	0.0	0.0	0.0	0.0	0.7	0.0	0.0	0.0	0.0	0.0	0.3	0.5	0.0	0.0	0.0
				처리방법 소 각	0.1	0.0	0.0	0.0	0.0	0.0	0.0	0.0	0.0	0.0	0.0	0.1	0.0	0.0	0.0	0.0
				처리방법 재 활 용	0.7	0.0	0.0	0.0	0.0	0.0	0.0	0.0	0.0	0.0	0.0	0.6	0.0	0.0	0.0	0.1
				처리방법 해역배출	0.0	0.0	0.0	0.0	0.0	0.0	0.0	0.0	0.0	0.0	0.0	0.0	0.0	0.0	0.0	0.0

(단위:톤/일)

지역구분		업종		발생량 및 처리현황		총계	가 연 성														
시도	시군구	대분류	중분류				소계	폐지류	폐목재류	폐합성고분자화합물				유기성오니류				동식물성잔재물	폐식용유	기타
										폐섬유류	폐합성 수지	폐합성 고무	폐피혁	폐수처리오니	공정오니	정수 처리오니	하수 처리오니			
경북	군위군	C	10	발 생 량		25.3	25.2	0.0	0.0	0.0	0.0	0.0	0.0	6.2	0.0	0.0	0.0	19.0	0.0	0.0
				처리방법	매 립	0.5	0.4							0.2				0.2		
					소 각	0.0	0.0													
					재 활 용	18.8	18.8											18.8		
					해역배출	6.0	6.0							6.0						
		C	11	발 생 량		8.7	8.2	0.0	0.0	0.0	0.2	0.0	0.0	2.5	0.0	0.0	0.0	5.5	0.0	0.0
				처리방법	매 립	0.5	0.0													
					소 각	0.1	0.1				0.1									
					재 활 용	6.2	6.2				0.1			0.6				5.5		
					해역배출	1.9	1.9							1.9						
		C	13	발 생 량		1.8	1.8	0.0	0.0	0.0	1.8	0.0	0.0	0.0	0.0	0.0	0.0	0.0	0.0	0.0
				처리방법	매 립	0.0	0.0													
					소 각	0.0	0.0													
					재 활 용	1.8	1.8				1.8									
					해역배출	0.0	0.0													
		C	22	발 생 량		1.3	1.3	0.0	0.0	0.0	1.3	0.0	0.0	0.0	0.0	0.0	0.0	0.0	0.0	0.0
				처리방법	매 립	0.0	0.0													
					소 각	0.0	0.0													
					재 활 용	1.3	1.3				1.3									
					해역배출	0.0	0.0													
		C	23	발 생 량		0.4	0.0	0.0	0.0	0.0	0.0	0.0	0.0	0.0	0.0	0.0	0.0	0.0	0.0	0.0
				처리방법	매 립	0.0	0.0													
					소 각	0.0	0.0													
					재 활 용	0.4	0.0													
					해역배출	0.0	0.0													
		C	24	발 생 량		0.3	0.0	0.0	0.0	0.0	0.0	0.0	0.0	0.0	0.0	0.0	0.0	0.0	0.0	0.0
				처리방법	매 립	0.0	0.0													
					소 각	0.0	0.0													
					재 활 용	0.3	0.0													
					해역배출	0.0	0.0													
		C	25	발 생 량		0.3	0.0	0.0	0.0	0.0	0.0	0.0	0.0	0.0	0.0	0.0	0.0	0.0	0.0	0.0
				처리방법	매 립	0.2	0.0													
					소 각	0.1	0.0													
					재 활 용	0.0	0.0													
					해역배출	0.0	0.0													
		D		발 생 량		0.0	0.0	0.0	0.0	0.0	0.0	0.0	0.0	0.0	0.0	0.0	0.0	0.0	0.0	0.0
				처리방법	매 립	0.0	0.0													
					소 각	0.0	0.0													
					재 활 용	0.0	0.0													
					해역배출	0.0	0.0													
		E		발 생 량		1.4	1.4	0.0	0.0	0.0	0.0	0.0	0.0	1.4	0.0	0.0	0.0	0.0	0.0	0.0
				처리방법	매 립	1.4	1.4							1.4						
					소 각	0.0	0.0													
					재 활 용	0.0	0.0													
					해역배출	0.0	0.0													
		G		발 생 량		1.2	1.2	0.0	0.0	0.0	1.2	0.0	0.0	0.0	0.0	0.0	0.0	0.0	0.0	0.0
				처리방법	매 립	0.0	0.0													
					소 각	0.0	0.0													
					재 활 용	1.2	1.2				1.2									
					해역배출	0.0	0.0													
		O		발 생 량		3.0	2.3	0.0	0.0	0.0	2.3	0.0	0.0	0.0	0.0	0.0	0.0	0.0	0.0	0.0
				처리방법	매 립	0.7	0.0													
					소 각	2.3	2.3				2.3									
					재 활 용	0.0	0.0													
					해역배출	0.0	0.0													

(단위:톤/일)

구분		업종		발생량 및 처리현황	불 연 성															
시도	시군구	대분류	중분류		소계	광재류	연소재	소각재	분진류	폐주물사 모래류	폐금속류	폐석회 석고류	폐촉매	폐흡착재폐흡수재	유리·도자기편류	무기성오니류				기타
																폐수처리오니	공정오니	정수처리오니	하수처리오니	
경북	군위군	C	10	발 생 량	0.1	0.0	0.0	0.0	0.0	0.0	0.0	0.0	0.0	0.0	0.0	0.1	0.0	0.0	0.0	0.0
				처리방법 매 립	0.1											0.1				
				처리방법 소 각	0.0															
				처리방법 재 활 용	0.0															
				처리방법 해역배출	0.0															
		C	11	발 생 량	0.5	0.0	0.0	0.0	0.0	0.0	0.0	0.0	0.0	0.0	0.0	0.0	0.5	0.0	0.0	0.0
				처리방법 매 립	0.5												0.5			
				처리방법 소 각	0.0															
				처리방법 재 활 용	0.0															
				처리방법 해역배출	0.0															
		C	13	발 생 량	0.0	0.0	0.0	0.0	0.0	0.0	0.0	0.0	0.0	0.0	0.0	0.0	0.0	0.0	0.0	0.0
				처리방법 매 립	0.0															
				처리방법 소 각	0.0															
				처리방법 재 활 용	0.0															
				처리방법 해역배출	0.0															
		C	22	발 생 량	0.0	0.0	0.0	0.0	0.0	0.0	0.0	0.0	0.0	0.0	0.0	0.0	0.0	0.0	0.0	0.0
				처리방법 매 립	0.0															
				처리방법 소 각	0.0															
				처리방법 재 활 용	0.0															
				처리방법 해역배출	0.0															
		C	23	발 생 량	0.4	0.0	0.0	0.0	0.0	0.0	0.0	0.0	0.0	0.0	0.0	0.3	0.0	0.0	0.0	0.1
				처리방법 매 립	0.0															
				처리방법 소 각	0.0															
				처리방법 재 활 용	0.4											0.3				0.1
				처리방법 해역배출	0.0															
		C	24	발 생 량	0.3	0.0	0.0	0.0	0.0	0.0	0.0	0.0	0.0	0.0	0.0	0.3	0.0	0.0	0.0	0.0
				처리방법 매 립	0.0															
				처리방법 소 각	0.0															
				처리방법 재 활 용	0.3											0.3				
				처리방법 해역배출	0.0															
		C	25	발 생 량	0.3	0.0	0.0	0.0	0.0	0.0	0.0	0.0	0.0	0.0	0.0	0.3	0.0	0.0	0.0	0.0
				처리방법 매 립	0.2											0.2				
				처리방법 소 각	0.1											0.1				
				처리방법 재 활 용	0.0															
				처리방법 해역배출	0.0															
		D		발 생 량	0.0	0.0	0.0	0.0	0.0	0.0	0.0	0.0	0.0	0.0	0.0	0.0	0.0	0.0	0.0	0.0
				처리방법 매 립	0.0															
				처리방법 소 각	0.0															
				처리방법 재 활 용	0.0															
				처리방법 해역배출	0.0															
		E		발 생 량	0.0	0.0	0.0	0.0	0.0	0.0	0.0	0.0	0.0	0.0	0.0	0.0	0.0	0.0	0.0	0.0
				처리방법 매 립	0.0															
				처리방법 소 각	0.0															
				처리방법 재 활 용	0.0															
				처리방법 해역배출	0.0															
		G		발 생 량	0.0	0.0	0.0	0.0	0.0	0.0	0.0	0.0	0.0	0.0	0.0	0.0	0.0	0.0	0.0	0.0
				처리방법 매 립	0.0															
				처리방법 소 각	0.0															
				처리방법 재 활 용	0.0															
				처리방법 해역배출	0.0															
		O		발 생 량	0.7	0.0	0.0	0.0	0.0	0.7	0.0	0.0	0.0	0.0	0.0	0.0	0.0	0.0	0.0	0.0
				처리방법 매 립	0.7					0.7										
				처리방법 소 각	0.0															
				처리방법 재 활 용	0.0															
				처리방법 해역배출	0.0															

(단위:톤/일)

지역구분		업종		발생량 및 처리현황		총계	가 연 성														
시도	시군구	대분류	중분류				소계	폐지류	폐목재류	폐합성고분자화합물				유기성오니류				동식물성잔재물	폐식용유	기타
										폐섬유류	폐합성 수지	폐합성 고무	폐피혁	폐수처리오니	공정오니	정수 처리오니	하수 처리오니			
경북	군위군	R		발 생 량		0.4	0.4	0.0	0.0	0.0	0.4	0.0	0.0	0.0	0.0	0.0	0.0	0.0	0.0	0.0
				처리방법	매 립	0.0	0.0													
					소 각	0.0	0.0													
					재 활 용	0.4	0.4				0.4									
					해역배출	0.0	0.0													
	의성군	소계		발 생 량		46.4	29.6	0.0	12.6	0.0	4.5	0.0	0.0	4.1	0.5	0.0	5.0	2.9	0.0	0.0
				처리방법	매 립	8.8	6.9	0.0	0.0	0.0	0.0	0.0	0.0	0.0	0.0	0.0	4.0	2.9	0.0	0.0
					소 각	1.0	1.0	0.0	0.0	0.0	1.0	0.0	0.0	0.0	0.0	0.0	0.0	0.0	0.0	0.0
					재 활 용	36.6	21.7	0.0	12.6	0.0	3.5	0.0	0.0	4.1	0.5	0.0	1.0	0.0	0.0	0.0
					해역배출	0.0	0.0	0.0	0.0	0.0	0.0	0.0	0.0	0.0	0.0	0.0	0.0	0.0	0.0	0.0
		C	10	발 생 량		2.9	2.9	0.0	0.0	0.0	0.0	0.0	0.0	0.0	0.0	0.0	0.0	2.9	0.0	0.0
				처리방법	매 립	2.9	2.9											2.9		
					소 각	0.0	0.0													
					재 활 용	0.0	0.0													
					해역배출	0.0	0.0													
		C	22	발 생 량		0.1	0.1	0.0	0.0	0.0	0.1	0.0	0.0	0.0	0.0	0.0	0.0	0.0	0.0	0.0
				처리방법	매 립	0.0	0.0													
					소 각	0.0	0.0													
					재 활 용	0.1	0.1				0.1									
					해역배출	0.0	0.0													
		C	23	발 생 량		9.9	0.0	0.0	0.0	0.0	0.0	0.0	0.0	0.0	0.0	0.0	0.0	0.0	0.0	0.0
				처리방법	매 립	0.1	0.0													
					소 각	0.0	0.0													
					재 활 용	9.8	0.0													
					해역배출	0.0	0.0													
		C	33	발 생 량		3.2	0.0	0.0	0.0	0.0	0.0	0.0	0.0	0.0	0.0	0.0	0.0	0.0	0.0	0.0
				처리방법	매 립	0.0	0.0													
					소 각	0.0	0.0													
					재 활 용	3.2	0.0													
					해역배출	0.0	0.0													
		D		발 생 량		0.4	0.1	0.0	0.1	0.0	0.0	0.0	0.0	0.0	0.0	0.0	0.0	0.0	0.0	0.0
				처리방법	매 립	0.0	0.0													
					소 각	0.0	0.0													
					재 활 용	0.4	0.1		0.1											
					해역배출	0.0	0.0													
		E		발 생 량		17.0	14.0	0.0	0.0	0.0	4.4	0.0	0.0	4.1	0.5	0.0	5.0	0.0	0.0	0.0
				처리방법	매 립	5.8	4.0										4.0			
					소 각	1.0	1.0				1.0									
					재 활 용	10.2	9.0				3.4			4.1	0.5		1.0			
					해역배출	0.0	0.0													
		F		발 생 량		12.9	12.5	0.0	12.5	0.0	0.0	0.0	0.0	0.0	0.0	0.0	0.0	0.0	0.0	0.0
				처리방법	매 립	0.0	0.0													
					소 각	0.0	0.0													
					재 활 용	12.9	12.5		12.5											
					해역배출	0.0	0.0													
	청송군	소계		발 생 량		5.6	2.8	0.0	0.0	0.0	0.6	0.0	0.0	0.0	0.2	0.0	1.2	0.8	0.0	0.0
				처리방법	매 립	0.7	0.0	0.0	0.0	0.0	0.0	0.0	0.0	0.0	0.0	0.0	0.0	0.0	0.0	0.0
					소 각	0.6	0.6	0.0	0.0	0.0	0.6	0.0	0.0	0.0	0.0	0.0	0.0	0.0	0.0	0.0
					재 활 용	4.3	2.2	0.0	0.0	0.0	0.0	0.0	0.0	0.0	0.2	0.0	1.2	0.8	0.0	0.0
					해역배출	0.0	0.0	0.0	0.0	0.0	0.0	0.0	0.0	0.0	0.0	0.0	0.0	0.0	0.0	0.0
		C	33	발 생 량		0.8	0.8	0.0	0.0	0.0	0.0	0.0	0.0	0.0	0.0	0.0	0.0	0.8	0.0	0.0
				처리방법	매 립	0.0	0.0													
					소 각	0.0	0.0													
					재 활 용	0.8	0.8											0.8		
					해역배출	0.0	0.0													

(단위:톤/일)

구분		업종		발생량 및 처리현황		불 연 성															
시도	시군구	대분류	중분류			소계	광재류	연소재	소각재	분진류	폐주물사 모래류	폐금속류	폐석회 석고류	폐촉매	폐흡착재폐흡수재	유리·도자기편류	무기성오니류				기타
																	폐수처리오니	공정오니	정수처리오니	하수처리오니	
경북	군위군	R		발 생 량		0.0	0.0	0.0	0.0	0.0	0.0	0.0	0.0	0.0	0.0	0.0	0.0	0.0	0.0	0.0	0.0
				처리방법	매 립	0.0															
					소 각	0.0															
					재 활 용	0.0															
					해역배출	0.0															
	의성군	소계		발 생 량		16.8	0.0	0.0	0.3	0.1	0.0	0.0	0.0	0.0	0.0	0.0	0.0	0.2	0.0	0.0	16.2
				처리방법	매 립	1.9	0.0	0.0	0.3	0.1	0.0	0.0	0.0	0.0	0.0	0.0	0.0	0.2	0.0	0.0	1.3
					소 각	0.0	0.0	0.0	0.0	0.0	0.0	0.0	0.0	0.0	0.0	0.0	0.0	0.0	0.0	0.0	0.0
					재 활 용	14.9	0.0	0.0	0.0	0.0	0.0	0.0	0.0	0.0	0.0	0.0	0.0	0.0	0.0	0.0	14.9
					해역배출	0.0	0.0	0.0	0.0	0.0	0.0	0.0	0.0	0.0	0.0	0.0	0.0	0.0	0.0	0.0	0.0
		C	10	발 생 량		0.0	0.0	0.0	0.0	0.0	0.0	0.0	0.0	0.0	0.0	0.0	0.0	0.0	0.0	0.0	0.0
				처리방법	매 립	0.0															
					소 각	0.0															
					재 활 용	0.0															
					해역배출	0.0															
		C	22	발 생 량		0.0	0.0	0.0	0.0	0.0	0.0	0.0	0.0	0.0	0.0	0.0	0.0	0.0	0.0	0.0	0.0
				처리방법	매 립	0.0															
					소 각	0.0															
					재 활 용	0.0															
					해역배출	0.0															
		C	23	발 생 량		9.9	0.0	0.0	0.0	0.1	0.0	0.0	0.0	0.0	0.0	0.0	0.0	0.0	0.0	0.0	9.8
				처리방법	매 립	0.1				0.1											
					소 각	0.0															
					재 활 용	9.8															9.8
					해역배출	0.0															
		C	33	발 생 량		3.2	0.0	0.0	0.0	0.0	0.0	0.0	0.0	0.0	0.0	0.0	0.0	0.0	0.0	0.0	3.2
				처리방법	매 립	0.0															
					소 각	0.0															
					재 활 용	3.2															3.2
					해역배출	0.0															
		D		발 생 량		0.3	0.0	0.0	0.0	0.0	0.0	0.0	0.0	0.0	0.0	0.0	0.0	0.0	0.0	0.0	0.3
				처리방법	매 립	0.0															
					소 각	0.0															
					재 활 용	0.3															0.3
					해역배출	0.0															
		E		발 생 량		3.0	0.0	0.0	0.3	0.0	0.0	0.0	0.0	0.0	0.0	0.0	0.0	0.2	0.0	0.0	2.5
				처리방법	매 립	1.8			0.3									0.2			1.3
					소 각	0.0															
					재 활 용	1.2															1.2
					해역배출	0.0															
		F		발 생 량		0.4	0.0	0.0	0.0	0.0	0.0	0.0	0.0	0.0	0.0	0.0	0.0	0.0	0.0	0.0	0.4
				처리방법	매 립	0.0															
					소 각	0.0															
					재 활 용	0.4															0.4
					해역배출	0.0															
	청송군	소계		발 생 량		2.8	0.0	0.0	0.0	0.0	0.0	0.0	0.0	0.0	0.0	0.0	0.3	0.5	0.0	0.0	2.0
				처리방법	매 립	0.7	0.0	0.0	0.0	0.0	0.0	0.0	0.0	0.0	0.0	0.0	0.3	0.0	0.0	0.0	0.4
					소 각	0.0	0.0	0.0	0.0	0.0	0.0	0.0	0.0	0.0	0.0	0.0	0.0	0.0	0.0	0.0	0.0
					재 활 용	2.1	0.0	0.0	0.0	0.0	0.0	0.0	0.0	0.0	0.0	0.0	0.0	0.5	0.0	0.0	1.6
					해역배출	0.0	0.0	0.0	0.0	0.0	0.0	0.0	0.0	0.0	0.0	0.0	0.0	0.0	0.0	0.0	0.0
		C	33	발 생 량		0.0	0.0	0.0	0.0	0.0	0.0	0.0	0.0	0.0	0.0	0.0	0.0	0.0	0.0	0.0	0.0
				처리방법	매 립	0.0															
					소 각	0.0															
					재 활 용	0.0															
					해역배출	0.0															

(단위:톤/일)

지역구분		업종		발생량 및 처리현황		총계	가 연 성														
시도	시군구	대분류	중분류				소계	폐지류	폐목재류	폐합성고분자화합물				유기성오니류				동식물성잔재물	폐식용유	기타
										폐섬유류	폐합성 수지	폐합성 고무	폐피혁	폐수처리오니	공정오니	정수 처리오니	하수 처리오니			
경북	청송군	E		발 생 량		2.4	2.0	0.0	0.0	0.0	0.6	0.0	0.0	0.0	0.2	0.0	1.2	0.0	0.0	0.0
				처리방법	매 립	0.4	0.0													
					소 각	0.6	0.6				0.6									
					재 활 용	1.4	1.4								0.2		1.2			
					해역배출	0.0	0.0													
		F		발 생 량		2.4	0.0	0.0	0.0	0.0	0.0	0.0	0.0	0.0	0.0	0.0	0.0	0.0	0.0	0.0
				처리방법	매 립	0.3	0.0													
					소 각	0.0	0.0													
					재 활 용	2.1	0.0													
					해역배출	0.0	0.0													
	영양군	소계		발 생 량		0.1	0.1	0.0	0.0	0.0	0.0	0.0	0.0	0.0	0.0	0.0	0.0	0.0	0.0	0.1
				처리방법	매 립	0.0	0.0	0.0	0.0	0.0	0.0	0.0	0.0	0.0	0.0	0.0	0.0	0.0	0.0	0.0
					소 각	0.0	0.0	0.0	0.0	0.0	0.0	0.0	0.0	0.0	0.0	0.0	0.0	0.0	0.0	0.0
					재 활 용	0.1	0.1	0.0	0.0	0.0	0.0	0.0	0.0	0.0	0.0	0.0	0.0	0.0	0.0	0.1
					해역배출	0.0	0.0	0.0	0.0	0.0	0.0	0.0	0.0	0.0	0.0	0.0	0.0	0.0	0.0	0.0
		C	33	발 생 량		0.1	0.1	0.0	0.0	0.0	0.0	0.0	0.0	0.0	0.0	0.0	0.0	0.0	0.0	0.1
				처리방법	매 립	0.0	0.0													
					소 각	0.0	0.0													
					재 활 용	0.1	0.1													0.1
					해역배출	0.0	0.0													
	영덕군	소계		발 생 량		77.1	30.5	0.0	0.0	0.0	0.3	0.0	0.0	5.1	0.0	0.0	9.3	14.9	0.0	0.9
				처리방법	매 립	5.5	5.4	0.0	0.0	0.0	0.0	0.0	0.0	4.5	0.0	0.0	0.0	0.0	0.0	0.9
					소 각	11.2	11.2	0.0	0.0	0.0	0.0	0.0	0.0	0.0	0.0	0.0	4.8	6.4	0.0	0.0
					재 활 용	59.1	12.6	0.0	0.0	0.0	0.3	0.0	0.0	0.0	0.0	0.0	4.5	7.8	0.0	0.0
					해역배출	1.3	1.3	0.0	0.0	0.0	0.0	0.0	0.0	0.6	0.0	0.0	0.0	0.7	0.0	0.0
		C	10	발 생 량		13.7	13.7	0.0	0.0	0.0	0.1	0.0	0.0	5.1	0.0	0.0	0.0	8.5	0.0	0.0
				처리방법	매 립	4.5	4.5							4.5						
					소 각	0.0	0.0													
					재 활 용	7.9	7.9				0.1			0.0				7.8		
					해역배출	1.3	1.3							0.6				0.7		
		C	23	발 생 량		39.6	0.0	0.0	0.0	0.0	0.0	0.0	0.0	0.0	0.0	0.0	0.0	0.0	0.0	0.0
				처리방법	매 립	0.0	0.0													
					소 각	0.0	0.0													
					재 활 용	39.6	0.0													
					해역배출	0.0	0.0													
		B		발 생 량		4.0	0.0	0.0	0.0	0.0	0.0	0.0	0.0	0.0	0.0	0.0	0.0	0.0	0.0	0.0
				처리방법	매 립	0.0	0.0													
					소 각	0.0	0.0													
					재 활 용	4.0	0.0													
					해역배출	0.0	0.0													
		D		발 생 량		1.0	0.0	0.0	0.0	0.0	0.0	0.0	0.0	0.0	0.0	0.0	0.0	0.0	0.0	0.0
				처리방법	매 립	0.0	0.0													
					소 각	0.0	0.0													
					재 활 용	1.0	0.0				0.0									
					해역배출	0.0	0.0													
		E		발 생 량		1.1	0.2	0.0	0.0	0.0	0.2	0.0	0.0	0.0	0.0	0.0	0.0	0.0	0.0	0.0
				처리방법	매 립	0.0	0.0													
					소 각	0.0	0.0													
					재 활 용	1.1	0.2				0.2									
					해역배출	0.0	0.0													
		F		발 생 량		1.1	0.0	0.0	0.0	0.0	0.0	0.0	0.0	0.0	0.0	0.0	0.0	0.0	0.0	0.0
				처리방법	매 립	0.1	0.0													
					소 각	0.0	0.0													
					재 활 용	1.0	0.0													
					해역배출	0.0	0.0													

(단위:톤/일)

구분		업종		발생량 및 처리현황		불 연 성															
시도	시군구	대분류	중분류			소계	광재류	연소재	소각재	분진류	폐주물사 모래류	폐금속류	폐석회 석고류	폐촉매	폐흡착재폐흡수재	유리·도자기편류	무기성오니류				기타
																	폐수처리오니	공정오니	정수처리오니	하수처리오니	
경북	청송군	E		발 생 량		0.4	0.0	0.0	0.0	0.0	0.0	0.0	0.0	0.0	0.0	0.0	0.0	0.0	0.0	0.0	0.4
				처리방법	매 립	0.4															0.4
					소 각	0.0															
					재 활 용	0.0															
					해역배출	0.0															
		F		발 생 량		2.4	0.0	0.0	0.0	0.0	0.0	0.0	0.0	0.0	0.0	0.0	0.3	0.5	0.0	0.0	1.6
				처리방법	매 립	0.3											0.3				
					소 각	0.0															
					재 활 용	2.1												0.5			1.6
					해역배출	0.0															
	영양군	소계		발 생 량		0.0	0.0	0.0	0.0	0.0	0.0	0.0	0.0	0.0	0.0	0.0	0.0	0.0	0.0	0.0	0.0
				처리방법	매 립	0.0	0.0	0.0	0.0	0.0	0.0	0.0	0.0	0.0	0.0	0.0	0.0	0.0	0.0	0.0	0.0
					소 각	0.0	0.0	0.0	0.0	0.0	0.0	0.0	0.0	0.0	0.0	0.0	0.0	0.0	0.0	0.0	0.0
					재 활 용	0.0	0.0	0.0	0.0	0.0	0.0	0.0	0.0	0.0	0.0	0.0	0.0	0.0	0.0	0.0	0.0
					해역배출	0.0	0.0	0.0	0.0	0.0	0.0	0.0	0.0	0.0	0.0	0.0	0.0	0.0	0.0	0.0	0.0
				발 생 량		0.0	0.0	0.0	0.0	0.0	0.0	0.0	0.0	0.0	0.0	0.0	0.0	0.0	0.0	0.0	0.0
				처리방법	매 립	0.0															
					소 각	0.0															
					재 활 용	0.0															
					해역배출	0.0															
	영덕군	소계		발 생 량		46.6	0.0	0.0	0.0	0.0	0.0	0.0	0.0	0.0	0.0	0.0	37.0	0.0	0.0	0.0	9.6
				처리방법	매 립	0.1	0.0	0.0	0.0	0.0	0.0	0.0	0.0	0.0	0.0	0.0	0.1	0.0	0.0	0.0	0.0
					소 각	0.0	0.0	0.0	0.0	0.0	0.0	0.0	0.0	0.0	0.0	0.0	0.0	0.0	0.0	0.0	0.0
					재 활 용	46.5	0.0	0.0	0.0	0.0	0.0	0.0	0.0	0.0	0.0	0.0	36.9	0.0	0.0	0.0	9.6
					해역배출	0.0	0.0	0.0	0.0	0.0	0.0	0.0	0.0	0.0	0.0	0.0	0.0	0.0	0.0	0.0	0.0
		C	10	발 생 량		0.0	0.0	0.0	0.0	0.0	0.0	0.0	0.0	0.0	0.0	0.0	0.0	0.0	0.0	0.0	0.0
				처리방법	매 립	0.0															
					소 각	0.0															
					재 활 용	0.0															
					해역배출	0.0															
		C	23	발 생 량		39.6	0.0	0.0	0.0	0.0	0.0	0.0	0.0	0.0	0.0	0.0	32.9	0.0	0.0	0.0	6.7
				처리방법	매 립	0.0															
					소 각	0.0															
					재 활 용	39.6											32.9				6.7
					해역배출	0.0															
		B		발 생 량		4.0	0.0	0.0	0.0	0.0	0.0	0.0	0.0	0.0	0.0	0.0	4.0	0.0	0.0	0.0	0.0
				처리방법	매 립	0.0															
					소 각	0.0															
					재 활 용	4.0											4.0				
					해역배출	0.0															
		D		발 생 량		1.0	0.0	0.0	0.0	0.0	0.0	0.0	0.0	0.0	0.0	0.0	0.0	0.0	0.0	0.0	1.0
				처리방법	매 립	0.0															
					소 각	0.0															
					재 활 용	1.0															1.0
					해역배출	0.0															
		E		발 생 량		0.9	0.0	0.0	0.0	0.0	0.0	0.0	0.0	0.0	0.0	0.0	0.0	0.0	0.0	0.0	0.9
				처리방법	매 립	0.0															
					소 각	0.0															
					재 활 용	0.9															0.9
					해역배출	0.0															
		F		발 생 량		1.1	0.0	0.0	0.0	0.0	0.0	0.0	0.0	0.0	0.0	0.0	0.1	0.0	0.0	0.0	1.0
				처리방법	매 립	0.1											0.1				
					소 각	0.0															
					재 활 용	1.0															1.0
					해역배출	0.0															

(단위:톤/일)

지역구분		업종		발생량 및 처리현황		총계	가 연 성														
시도	시군구	대분류	중분류				소계	폐지류	폐목재류	폐합성고분자화합물				유기성오니류				동식물성잔재물	폐식용유	기타
										폐섬유류	폐합성 수지	폐합성 고무	폐피혁	폐수처리오니	공정오니	정수 처리오니	하수 처리오니			
경북	영덕군	O		발 생 량		16.6	16.6	0.0	0.0	0.0	0.0	0.0	0.0	0.0	0.0	0.0	9.3	6.4	0.0	0.9
				처리방법	매 립	0.9	0.9													0.9
					소 각	11.2	11.2										4.8	6.4		
					재 활 용	4.5	4.5										4.5			
					해역배출	0.0	0.0													
	청도군	소계		발 생 량		17.9	13.7	0.0	2.9	0.0	2.3	0.0	0.0	0.6	0.0	0.0	5.1	2.7	0.0	0.1
				처리방법	매 립	2.1	1.0	0.0	0.0	0.0	0.0	0.0	0.0	0.6	0.0	0.0	0.0	0.4	0.0	0.0
					소 각	0.6	0.6	0.0	0.0	0.0	0.6	0.0	0.0	0.0	0.0	0.0	0.0	0.0	0.0	0.0
					재 활 용	15.2	12.1	0.0	2.9	0.0	1.7	0.0	0.0	0.0	0.0	0.0	5.1	2.3	0.0	0.1
					해역배출	0.0	0.0	0.0	0.0	0.0	0.0	0.0	0.0	0.0	0.0	0.0	0.0	0.0	0.0	0.0
		C	10	발 생 량		2.7	2.7	0.0	0.0	0.0	0.0	0.0	0.0	0.0	0.0	0.0	0.0	2.7	0.0	0.0
				처리방법	매 립	0.4	0.4							0.0				0.4		
					소 각	0.0	0.0													
					재 활 용	2.3	2.3								0.0			2.3		
					해역배출	0.0	0.0													
		C	20	발 생 량		0.4	0.2	0.0	0.0	0.0	0.2	0.0	0.0	0.0	0.0	0.0	0.0	0.0	0.0	0.0
				처리방법	매 립	0.0	0.0													
					소 각	0.0	0.0													
					재 활 용	0.4	0.2				0.2									
					해역배출	0.0	0.0													
		C	22	발 생 량		1.1	0.8	0.0	0.0	0.0	0.5	0.0	0.0	0.3	0.0	0.0	0.0	0.0	0.0	0.0
				처리방법	매 립	0.6	0.3							0.3						
					소 각	0.5	0.5				0.5									
					재 활 용	0.0	0.0					0.0								
					해역배출	0.0	0.0													
		C	23	발 생 량		0.7	0.0	0.0	0.0	0.0	0.0	0.0	0.0	0.0	0.0	0.0	0.0	0.0	0.0	0.0
				처리방법	매 립	0.0	0.0							0.0						
					소 각	0.0	0.0													
					재 활 용	0.7	0.0													
					해역배출	0.0	0.0													
		C	25	발 생 량		0.4	0.4	0.0	0.0	0.0	0.4	0.0	0.0	0.0	0.0	0.0	0.0	0.0	0.0	0.0
				처리방법	매 립	0.0	0.0													
					소 각	0.0	0.0													
					재 활 용	0.4	0.4				0.4									
					해역배출	0.0	0.0													
		C	29	발 생 량		0.8	0.0	0.0	0.0	0.0	0.0	0.0	0.0	0.0	0.0	0.0	0.0	0.0	0.0	0.0
				처리방법	매 립	0.8	0.0							0.0						
					소 각	0.0	0.0													
					재 활 용	0.0	0.0					0.0								
					해역배출	0.0	0.0													
		D		발 생 량		1.5	0.0	0.0	0.0	0.0	0.0	0.0	0.0	0.0	0.0	0.0	0.0	0.0	0.0	0.0
				처리방법	매 립	0.0	0.0													
					소 각	0.0	0.0													
					재 활 용	1.5	0.0				0.0									
					해역배출	0.0	0.0													
		F		발 생 량		2.9	2.9	0.0	2.9	0.0	0.0	0.0	0.0	0.0	0.0	0.0	0.0	0.0	0.0	0.0
				처리방법	매 립	0.0	0.0													
					소 각	0.0	0.0													
					재 활 용	2.9	2.9		2.9							0.0				
					해역배출	0.0	0.0													
		G		발 생 량		0.2	0.2	0.0	0.0	0.0	0.2	0.0	0.0	0.0	0.0	0.0	0.0	0.0	0.0	0.0
				처리방법	매 립	0.0	0.0													
					소 각	0.0	0.0													
					재 활 용	0.2	0.2				0.2									
					해역배출	0.0	0.0													

(단위:톤/일)

구분		업종		발생량 및 처리현황		불 연 성															
시도	시군구	대분류	중분류			소계	광재류	연소재	소각재	분진류	폐주물사 모래류	폐금속류	폐석회 석고류	폐촉매	폐흡착재폐흡수재	유리·도자기편류	무기성오니류				기타
																	폐수처리오니	공정오니	정수처리오니	하수처리오니	
경북	영덕군	O		발 생 량		0.0	0.0	0.0	0.0	0.0	0.0	0.0	0.0	0.0	0.0	0.0	0.0	0.0	0.0	0.0	0.0
				처리방법	매 립	0.0															
					소 각	0.0															
					재 활 용	0.0															
					해역배출	0.0															
	청도군	소계		발 생 량		4.2	0.3	0.0	0.0	0.0	0.2	0.0	1.8	0.0	0.0	0.4	0.8	0.0	0.0	0.0	0.7
				처리방법	매 립	1.1	0.3	0.0	0.0	0.0	0.0	0.0	0.0	0.0	0.0	0.0	0.8	0.0	0.0	0.0	0.0
					소 각	0.0	0.0	0.0	0.0	0.0	0.0	0.0	0.0	0.0	0.0	0.0	0.0	0.0	0.0	0.0	0.0
					재 활 용	3.1	0.0	0.0	0.0	0.0	0.2	0.0	1.8	0.0	0.0	0.4	0.0	0.0	0.0	0.0	0.7
					해역배출	0.0	0.0	0.0	0.0	0.0	0.0	0.0	0.0	0.0	0.0	0.0	0.0	0.0	0.0	0.0	0.0
		C	10	발 생 량		0.0	0.0	0.0	0.0	0.0	0.0	0.0	0.0	0.0	0.0	0.0	0.0	0.0	0.0	0.0	0.0
				처리방법	매 립	0.0															
					소 각	0.0															
					재 활 용	0.0															
					해역배출	0.0															
		C	20	발 생 량		0.2	0.0	0.0	0.0	0.0	0.2	0.0	0.0	0.0	0.0	0.0	0.0	0.0	0.0	0.0	0.0
				처리방법	매 립	0.0															
					소 각	0.0															
					재 활 용	0.2					0.2										
					해역배출	0.0															
		C	22	발 생 량		0.3	0.3	0.0	0.0	0.0	0.0	0.0	0.0	0.0	0.0	0.0	0.0	0.0	0.0	0.0	0.0
				처리방법	매 립	0.3	0.3														
					소 각	0.0															
					재 활 용	0.0															
					해역배출	0.0															
		C	23	발 생 량		0.7	0.0	0.0	0.0	0.0	0.0	0.0	0.3	0.0	0.0	0.4	0.0	0.0	0.0	0.0	0.0
				처리방법	매 립	0.0															
					소 각	0.0															
					재 활 용	0.7							0.3			0.4					
					해역배출	0.0															
		C	25	발 생 량		0.0	0.0	0.0	0.0	0.0	0.0	0.0	0.0	0.0	0.0	0.0	0.0	0.0	0.0	0.0	0.0
				처리방법	매 립	0.0															
					소 각	0.0															
					재 활 용	0.0															
					해역배출	0.0															
		C	29	발 생 량		0.8	0.0	0.0	0.0	0.0	0.0	0.0	0.0	0.0	0.0	0.0	0.8	0.0	0.0	0.0	0.0
				처리방법	매 립	0.8											0.8				
					소 각	0.0															
					재 활 용	0.0															
					해역배출	0.0															
		D		발 생 량		1.5	0.0	0.0	0.0	0.0	0.0	0.0	1.5	0.0	0.0	0.0	0.0	0.0	0.0	0.0	0.0
				처리방법	매 립	0.0															
					소 각	0.0															
					재 활 용	1.5							1.5			0.0					
					해역배출	0.0															
		F		발 생 량		0.0	0.0	0.0	0.0	0.0	0.0	0.0	0.0	0.0	0.0	0.0	0.0	0.0	0.0	0.0	0.0
				처리방법	매 립	0.0															
					소 각	0.0															
					재 활 용	0.0															
					해역배출	0.0															
		G		발 생 량		0.0	0.0	0.0	0.0	0.0	0.0	0.0	0.0	0.0	0.0	0.0	0.0	0.0	0.0	0.0	0.0
				처리방법	매 립	0.0															
					소 각	0.0															
					재 활 용	0.0															
					해역배출	0.0															

(단위:톤/일)

지역구분		업종		발생량 및 처리현황		총계	가 연 성														
시도	시군구	대분류	중분류				소계	폐지류	폐목재류	폐합성고분자화합물				유기성오니류				동식물성잔재물	폐식용유	기타
										폐섬유류	폐합성 수지	폐합성 고무	폐피혁	폐수처리오니	공정오니	정수 처리오니	하수 처리오니			
경북	청도군	I		발 생 량		0.7	0.7	0.0	0.0	0.0	0.7	0.0	0.0	0.0	0.0	0.0	0.0	0.0	0.0	0.0
				처리방법	매 립	0.0	0.0													
					소 각	0.0	0.0													
					재 활 용	0.7	0.7				0.7							0.0		
					해역배출	0.0	0.0													
		O		발 생 량		5.8	5.1	0.0	0.0	0.0	0.0	0.0	0.0	0.0	0.0	0.0	5.1	0.0	0.0	0.0
				처리방법	매 립	0.0	0.0													
					소 각	0.0	0.0													
					재 활 용	5.8	5.1										5.1			0.0
					해역배출	0.0	0.0													
		Q		발 생 량		0.2	0.2	0.0	0.0	0.0	0.1	0.0	0.0	0.1	0.0	0.0	0.0	0.0	0.0	0.0
				처리방법	매 립	0.1	0.1							0.1						
					소 각	0.0	0.0													
					재 활 용	0.1	0.1				0.1							0.0		
					해역배출	0.0	0.0													
		R		발 생 량		0.3	0.3	0.0	0.0	0.0	0.2	0.0	0.0	0.0	0.0	0.0	0.0	0.0	0.0	0.1
				처리방법	매 립	0.0	0.0													
					소 각	0.1	0.1				0.1									
					재 활 용	0.2	0.2				0.1							0.0		0.1
					해역배출	0.0	0.0													
		S		발 생 량		0.2	0.2	0.0	0.0	0.0	0.0	0.0	0.0	0.2	0.0	0.0	0.0	0.0	0.0	0.0
				처리방법	매 립	0.2	0.2							0.2						
					소 각	0.0	0.0													
					재 활 용	0.0	0.0													
					해역배출	0.0	0.0													
	고령군	합계		발 생 량		688.8	97.8	2.6	14.6	0.2	8.1	18.0	0.0	17.7	0.0	0.0	6.2	29.8	0.0	0.6
				처리방법	매 립	80.8	5.5	0.0	0.0	0.0	0.0	0.0	0.0	1.3	0.0	0.0	0.0	4.2	0.0	0.0
					소 각	3.2	3.2	0.0	0.8	0.1	2.0	0.0	0.0	0.0	0.0	0.0	0.0	0.0	0.0	0.3
					재 활 용	590.4	74.7	2.6	13.8	0.1	6.1	18.0	0.0	2.0	0.0	0.0	6.2	25.6	0.0	0.3
					해역배출	14.4	14.4	0.0	0.0	0.0	0.0	0.0	0.0	14.4	0.0	0.0	0.0	0.0	0.0	0.0
		C	10	발 생 량		36.3	36.3	0.0	0.0	0.0	0.0	0.0	0.0	6.2	0.0	0.0	0.0	29.8	0.0	0.3
				처리방법	매 립	4.2	4.2											4.2		
					소 각	0.0	0.0													
					재 활 용	27.9	27.9							2.0				25.6		0.3
					해역배출	4.2	4.2							4.2						
		C	13	발 생 량		0.3	0.3	0.0	0.0	0.2	0.0	0.0	0.0	0.1	0.0	0.0	0.0	0.0	0.0	0.0
				처리방법	매 립	0.1	0.1							0.1						
					소 각	0.1	0.1			0.1										
					재 활 용	0.1	0.1			0.1										
					해역배출	0.0	0.0													
		C	17	발 생 량		2.7	2.7	2.6	0.0	0.0	0.0	0.0	0.0	0.1	0.0	0.0	0.0	0.0	0.0	0.0
				처리방법	매 립	0.1	0.1							0.1						
					소 각	0.0	0.0													
					재 활 용	2.6	2.6	2.6												
					해역배출	0.0	0.0													
		C	22	발 생 량		2.2	0.7	0.0	0.0	0.0	0.7	0.0	0.0	0.0	0.0	0.0	0.0	0.0	0.0	0.0
				처리방법	매 립	0.9	0.0													
					소 각	0.0	0.0													
					재 활 용	1.3	0.7				0.7									
					해역배출	0.0	0.0													
		C	23	발 생 량		58.5	1.6	0.0	0.0	0.0	0.3	1.3	0.0	0.0	0.0	0.0	0.0	0.0	0.0	0.0
				처리방법	매 립	0.0	0.0													
					소 각	0.0	0.0													
					재 활 용	58.5	1.6				0.3	1.3								
					해역배출	0.0	0.0													

(단위:톤/일)

구분		업종		발생량 및 처리현황		불 연 성															
시도	시군구	대분류	중분류			소계	광재류	연소재	소각재	분진류	폐주물사 모래류	폐금속류	폐석회 석고류	폐촉매	폐흡착재폐흡수재	유리·도자기편류	무기성오니류				기타
																	폐수처리오니	공정오니	정수처리오니	하수처리오니	
경북	청도군	I		발 생 량		0.0	0.0	0.0	0.0	0.0	0.0	0.0	0.0	0.0	0.0	0.0	0.0	0.0	0.0	0.0	0.0
				처리방법	매 립	0.0															
					소 각	0.0															
					재 활 용	0.0															
					해역배출	0.0															
		O		발 생 량		0.7	0.0	0.0	0.0	0.0	0.0	0.0	0.0	0.0	0.0	0.0	0.0	0.0	0.0	0.0	0.7
				처리방법	매 립	0.0															
					소 각	0.0															
					재 활 용	0.7															0.7
					해역배출	0.0															
		Q		발 생 량		0.0	0.0	0.0	0.0	0.0	0.0	0.0	0.0	0.0	0.0	0.0	0.0	0.0	0.0	0.0	0.0
				처리방법	매 립	0.0															
					소 각	0.0															
					재 활 용	0.0															
					해역배출	0.0															
		R		발 생 량		0.0	0.0	0.0	0.0	0.0	0.0	0.0	0.0	0.0	0.0	0.0	0.0	0.0	0.0	0.0	0.0
				처리방법	매 립	0.0															
					소 각	0.0															
					재 활 용	0.0															
					해역배출	0.0															
		S		발 생 량		0.0	0.0	0.0	0.0	0.0	0.0	0.0	0.0	0.0	0.0	0.0	0.0	0.0	0.0	0.0	0.0
				처리방법	매 립	0.0															
					소 각	0.0															
					재 활 용	0.0															
					해역배출	0.0															
	고령군	합계		발 생 량		591.0	4.0	0.0	10.4	36.6	476.6	0.0	0.0	0.0	0.0	0.0	49.0	1.0	2.1	0.0	11.3
				처리방법	매 립	75.3	0.0	0.0	10.4	4.6	55.6	0.0	0.0	0.0	0.0	0.0	2.5	1.0	0.0	0.0	1.2
					소 각	0.0	0.0	0.0	0.0	0.0	0.0	0.0	0.0	0.0	0.0	0.0	0.0	0.0	0.0	0.0	0.0
					재 활 용	515.7	4.0	0.0	0.0	32.0	421.0	0.0	0.0	0.0	0.0	0.0	46.5	0.0	2.1	0.0	10.1
					해역배출	0.0	0.0	0.0	0.0	0.0	0.0	0.0	0.0	0.0	0.0	0.0	0.0	0.0	0.0	0.0	0.0
		C	10	발 생 량		0.0	0.0	0.0	0.0	0.0	0.0	0.0	0.0	0.0	0.0	0.0	0.0	0.0	0.0	0.0	0.0
				처리방법	매 립	0.0															
					소 각	0.0															
					재 활 용	0.0															
					해역배출	0.0															
		C	13	발 생 량		0.0	0.0	0.0	0.0	0.0	0.0	0.0	0.0	0.0	0.0	0.0	0.0	0.0	0.0	0.0	0.0
				처리방법	매 립	0.0															
					소 각	0.0															
					재 활 용	0.0															
					해역배출	0.0															
		C	17	발 생 량		0.0	0.0	0.0	0.0	0.0	0.0	0.0	0.0	0.0	0.0	0.0	0.0	0.0	0.0	0.0	0.0
				처리방법	매 립	0.0															
					소 각	0.0															
					재 활 용	0.0															
					해역배출	0.0															
		C	22	발 생 량		1.5	0.0	0.0	0.0	0.0	0.0	0.0	0.0	0.0	0.0	0.0	0.6	0.9	0.0	0.0	0.0
				처리방법	매 립	0.9												0.9			
					소 각	0.0															
					재 활 용	0.6											0.6				
					해역배출	0.0															
		C	23	발 생 량		56.9	0.0	0.0	0.0	0.8	0.9	0.0	0.0	0.0	0.0	0.0	45.9	0.0	0.0	0.0	9.3
				처리방법	매 립	0.0															
					소 각	0.0															
					재 활 용	56.9				0.8	0.9						45.9				9.3
					해역배출	0.0															

(단위:톤/일)

지역구분		업종		발생량 및 처리현황		총계	가 연 성														
시도	시군구	대분류	중분류				소계	폐지류	폐목재류	폐합성고분자화합물				유기성오니류				동식물성잔재물	폐식용유	기타
										폐섬유류	폐합성 수지	폐합성 고무	폐피혁	폐수처리오니	공정오니	정수 처리오니	하수 처리오니			
경북	고령군	C	24	발 생 량		350.9	0.7	0.0	0.0	0.0	0.7	0.0	0.0	0.0	0.0	0.0	0.0	0.0	0.0	0.0
				처리방법	매 립	7.0	0.0													
					소 각	0.5	0.5				0.5									
					재 활 용	343.4	0.2				0.2									
					해역배출	0.0	0.0													
		C	25	발 생 량		0.2	0.0	0.0	0.0	0.0	0.0	0.0	0.0	0.0	0.0	0.0	0.0	0.0	0.0	0.0
				처리방법	매 립	0.2	0.0													
					소 각	0.0	0.0													
					재 활 용	0.0	0.0													
					해역배출	0.0	0.0													
		C	32	발 생 량		3.6	3.6	0.0	3.5	0.0	0.1	0.0	0.0	0.0	0.0	0.0	0.0	0.0	0.0	0.0
				처리방법	매 립	0.0	0.0													
					소 각	0.0	0.0													
					재 활 용	3.6	3.6		3.5		0.1									
					해역배출	0.0	0.0													
		D		발 생 량		2.9	0.0	0.0	0.0	0.0	0.0	0.0	0.0	0.0	0.0	0.0	0.0	0.0	0.0	0.0
				처리방법	매 립	0.0	0.0													
					소 각	0.0	0.0													
					재 활 용	2.9	0.0													
					해역배출	0.0	0.0													
		E		발 생 량		216.0	39.2	0.0	1.2	0.0	4.0	16.7	0.0	11.1	0.0	0.0	6.2	0.0	0.0	0.0
				처리방법	매 립	65.6	0.9							0.9						
					소 각	2.1	2.1		0.8		1.3									
					재 활 용	138.1	26.0		0.4		2.7	16.7					6.2			
					해역배출	10.2	10.2							10.2						
		F		발 생 량		11.8	11.1	0.0	9.8	0.0	1.1	0.0	0.0	0.2	0.0	0.0	0.0	0.0	0.0	0.0
				처리방법	매 립	0.9	0.2							0.2						
					소 각	0.2	0.2				0.2									
					재 활 용	10.7	10.7		9.8		0.9									
					해역배출	0.0	0.0													
		G		발 생 량		0.6	0.6	0.0	0.0	0.0	0.6	0.0	0.0	0.0	0.0	0.0	0.0	0.0	0.0	0.0
				처리방법	매 립	0.0	0.0													
					소 각	0.0	0.0													
					재 활 용	0.6	0.6				0.6									
					해역배출	0.0	0.0													
		O		발 생 량		2.8	1.0	0.0	0.1	0.0	0.6	0.0	0.0	0.0	0.0	0.0	0.0	0.0	0.0	0.3
				처리방법	매 립	1.8	0.0													
					소 각	0.3	0.3													0.3
					재 활 용	0.7	0.7		0.1		0.6									
					해역배출	0.0	0.0													
	성주군	소계		발 생 량		124.2	47.8	0.0	1.0	0.1	39.9	0.0	0.0	0.0	0.4	0.0	2.4	0.0	0.0	4.0
				처리방법	매 립	23.6	0.4	0.0	0.0	0.0	0.0	0.0	0.0	0.0	0.4	0.0	0.0	0.0	0.0	0.0
					소 각	2.5	2.5	0.0	0.0	0.0	2.5	0.0	0.0	0.0	0.0	0.0	0.0	0.0	0.0	0.0
					재 활 용	98.1	44.9	0.0	1.0	0.1	37.4	0.0	0.0	0.0	0.0	0.0	2.4	0.0	0.0	4.0
					해역배출	0.0	0.0	0.0	0.0	0.0	0.0	0.0	0.0	0.0	0.0	0.0	0.0	0.0	0.0	0.0
		A		발 생 량		7.0	7.0	0.0	0.0	0.0	7.0	0.0	0.0	0.0	0.0	0.0	0.0	0.0	0.0	0.0
				처리방법	매 립	0.0	0.0													
					소 각	1.0	1.0				1.0									
					재 활 용	6.0	6.0				6.0									
					해역배출	0.0	0.0													
		C	10	발 생 량		1.5	0.0	0.0	0.0	0.0	0.0	0.0	0.0	0.0	0.0	0.0	0.0	0.0	0.0	0.0
				처리방법	매 립	1.5	0.0													
					소 각	0.0	0.0													
					재 활 용	0.0	0.0													
					해역배출	0.0	0.0													

(단위:톤/일)

구분		업종		발생량 및 처리현황		불 연 성															
시도	시군구	대분류	중분류			소계	광재류	연소재	소각재	분진류	폐주물사 모래류	폐금속류	폐석회 석고류	폐촉매	폐흡착재폐흡수재	유리·도자기편류	무기성오니류				기타
																	폐수처리오니	공정오니	정수처리오니	하수처리오니	
경북	고령군	C	24	발 생 량		350.2	2.1	0.0	0.0	31.9	315.6	0.0	0.0	0.0	0.0	0.0	0.6	0.0	0.0	0.0	0.0
				처리방법	매 립	7.0				0.7	5.7						0.6				
					소 각	0.0															
					재 활 용	343.2	2.1			31.2	309.9										
					해역배출	0.0															
		C	25	발 생 량		0.2	0.0	0.0	0.0	0.0	0.0	0.0	0.0	0.0	0.0	0.0	0.1	0.1	0.0	0.0	0.0
				처리방법	매 립	0.2											0.1	0.1			
					소 각	0.0															
					재 활 용	0.0															
					해역배출	0.0															
		C	32	발 생 량		0.0	0.0	0.0	0.0	0.0	0.0	0.0	0.0	0.0	0.0	0.0	0.0	0.0	0.0	0.0	0.0
				처리방법	매 립	0.0															
					소 각	0.0															
					재 활 용	0.0															
					해역배출	0.0															
		D		발 생 량		2.9	0.0	0.0	0.0	0.0	0.0	0.0	0.0	0.0	0.0	0.0	0.0	0.0	2.1	0.0	0.8
				처리방법	매 립	0.0															
					소 각	0.0															
					재 활 용	2.9													2.1		0.8
					해역배출	0.0															
		E		발 생 량		176.8	1.9	0.0	9.0	3.9	160.1	0.0	0.0	0.0	0.0	0.0	1.8	0.0	0.0	0.0	0.1
				처리방법	매 립	64.7			9.0	3.9	49.9						1.8				0.1
					소 각	0.0															
					재 활 용	112.1	1.9				110.2										
					해역배출	0.0															
		F		발 생 량		0.7	0.0	0.0	0.0	0.0	0.0	0.0	0.0	0.0	0.0	0.0	0.0	0.0	0.0	0.0	0.7
				처리방법	매 립	0.7															0.7
					소 각	0.0															
					재 활 용	0.0															
					해역배출	0.0															
		G		발 생 량		0.0	0.0	0.0	0.0	0.0	0.0	0.0	0.0	0.0	0.0	0.0	0.0	0.0	0.0	0.0	0.0
				처리방법	매 립	0.0															
					소 각	0.0															
					재 활 용	0.0															
					해역배출	0.0															
		O		발 생 량		1.8	0.0	0.0	1.4	0.0	0.0	0.0	0.0	0.0	0.0	0.0	0.0	0.0	0.0	0.0	0.4
				처리방법	매 립	1.8			1.4												0.4
					소 각	0.0															
					재 활 용	0.0															
					해역배출	0.0															
	성주군	소계		발 생 량		76.4	3.2	3.1	0.0	6.8	28.5	0.0	0.0	0.0	0.1	5.8	1.1	14.1	0.0	0.0	13.7
				처리방법	매 립	23.2	0.0	3.1	0.0	0.0	2.7	0.0	0.0	0.0	0.0	0.0	1.1	14.1	0.0	0.0	2.2
					소 각	0.0	0.0	0.0	0.0	0.0	0.0	0.0	0.0	0.0	0.0	0.0	0.0	0.0	0.0	0.0	0.0
					재 활 용	53.2	3.2	0.0	0.0	6.8	25.8	0.0	0.0	0.0	0.1	5.8	0.0	0.0	0.0	0.0	11.5
					해역배출	0.0	0.0	0.0	0.0	0.0	0.0	0.0	0.0	0.0	0.0	0.0	0.0	0.0	0.0	0.0	0.0
		A		발 생 량		0.0	0.0	0.0	0.0	0.0	0.0	0.0	0.0	0.0	0.0	0.0	0.0	0.0	0.0	0.0	0.0
				처리방법	매 립	0.0															
					소 각	0.0															
					재 활 용	0.0															
					해역배출	0.0															
		C	10	발 생 량		1.5	0.0	0.0	0.0	0.0	0.0	0.0	0.0	0.0	0.0	0.0	0.0	1.5	0.0	0.0	0.0
				처리방법	매 립	1.5												1.5			
					소 각	0.0															
					재 활 용	0.0															
					해역배출	0.0															

(단위:톤/일)

지역구분		업종		발생량 및 처리현황		총계	가 연 성													
시도	시군구	대분류	중분류				소계	폐지류	폐목재류	폐합성고분자화합물				유기성오니류				동식물성잔재물	폐식용유	기타
										폐섬유류	폐합성 수지	폐합성 고무	폐피혁	폐수처리오니	공정오니	정수 처리오니	하수 처리오니			
경북	성주군	C	13	발 생 량		7.3	6.9	0.0	0.0	0.1	6.4	0.0	0.0	0.0	0.4	0.0	0.0	0.0	0.0	0.0
				처리방법	매 립	0.7	0.4								0.4					
					소 각	0.0	0.0													
					재 활 용	6.6	6.5			0.1	6.4									
					해역배출	0.0	0.0													
		C	16	발 생 량		2.5	2.5	0.0	0.0	0.0	2.5	0.0	0.0	0.0	0.0	0.0	0.0	0.0	0.0	0.0
				처리방법	매 립	0.0	0.0													
					소 각	0.0	0.0				0.0									
					재 활 용	2.5	2.5		0.0		2.5									
					해역배출	0.0	0.0													
		C	22	발 생 량		10.9	6.5	0.0	0.0	0.0	6.5	0.0	0.0	0.0	0.0	0.0	0.0	0.0	0.0	0.0
				처리방법	매 립	4.4	0.0													
					소 각	0.3	0.3				0.3									
					재 활 용	6.2	6.2				6.2									
					해역배출	0.0	0.0													
		C	23	발 생 량		35.8	7.0	0.0	0.0	0.0	7.0	0.0	0.0	0.0	0.0	0.0	0.0	0.0	0.0	0.0
				처리방법	매 립	11.1	0.0													
					소 각	0.0	0.0													
					재 활 용	24.7	7.0				7.0									
					해역배출	0.0	0.0													
		C	25	발 생 량		35.4	1.5	0.0	0.0	0.0	1.5	0.0	0.0	0.0	0.0	0.0	0.0	0.0	0.0	0.0
				처리방법	매 립	4.9	0.0													
					소 각	0.0	0.0													
					재 활 용	30.5	1.5				1.5									
					해역배출	0.0	0.0													
		C	26	발 생 량		0.1	0.0	0.0	0.0	0.0	0.0	0.0	0.0	0.0	0.0	0.0	0.0	0.0	0.0	0.0
				처리방법	매 립	0.0	0.0													
					소 각	0.0	0.0													
					재 활 용	0.1	0.0													
					해역배출	0.0	0.0													
		C	32	발 생 량		7.7	4.0	0.0	0.0	0.0	0.0	0.0	0.0	0.0	0.0	0.0	0.0	0.0	0.0	4.0
				처리방법	매 립	0.1	0.0								0.0					
					소 각	0.0	0.0													
					재 활 용	7.6	4.0													4.0
					해역배출	0.0	0.0													
		C	33	발 생 량		0.0	0.0	0.0	0.0	0.0	0.0	0.0	0.0	0.0	0.0	0.0	0.0	0.0	0.0	0.0
				처리방법	매 립	0.0	0.0													
					소 각	0.0	0.0													
					재 활 용	0.0	0.0				0.0									
					해역배출	0.0	0.0													
		E		발 생 량		7.9	7.8	0.0	0.0	0.0	7.8	0.0	0.0	0.0	0.0	0.0	0.0	0.0	0.0	0.0
				처리방법	매 립	0.1	0.0							0.0						
					소 각	0.0	0.0				0.0									
					재 활 용	7.8	7.8				7.8									
					해역배출	0.0	0.0													
		F		발 생 량		1.0	1.0	0.0	1.0	0.0	0.0	0.0	0.0	0.0	0.0	0.0	0.0	0.0	0.0	0.0
				처리방법	매 립	0.0	0.0													
					소 각	0.0	0.0													
					재 활 용	1.0	1.0		1.0											
					해역배출	0.0	0.0													
		L		발 생 량		0.6	0.6	0.0	0.0	0.0	0.6	0.0	0.0	0.0	0.0	0.0	0.0	0.0	0.0	0.0
				처리방법	매 립	0.0	0.0													
					소 각	0.6	0.6				0.6									
					재 활 용	0.0	0.0													
					해역배출	0.0	0.0													

(단위:톤/일)

구분		업종		발생량 및 처리현황		불 연 성															
시도	시군구	대분류	중분류			소계	광재류	연소재	소각재	분진류	폐주물사 모래류	폐금속류	폐석회 석고류	폐촉매	폐흡착재폐흡수재	유리·도자기편류	무기성오니류				기타
																	폐수처리오니	공정오니	정수처리오니	하수처리오니	
경북	성주군	C	13	발 생 량		0.4	0.0	0.0	0.0	0.0	0.0	0.0	0.0	0.0	0.1	0.0	0.3	0.0	0.0	0.0	0.0
				처리방법	매 립	0.3											0.3				
					소 각	0.0															
					재 활 용	0.1									0.1						
					해역배출	0.0															
		C	16	발 생 량		0.0	0.0	0.0	0.0	0.0	0.0	0.0	0.0	0.0	0.0	0.0	0.0	0.0	0.0	0.0	0.0
				처리방법	매 립	0.0															
					소 각	0.0															
					재 활 용	0.0															
					해역배출	0.0															
		C	22	발 생 량		4.4	0.0	3.1	0.0	0.0	0.0	0.0	0.0	0.0	0.0	0.0	0.6	0.0	0.0	0.0	0.7
				처리방법	매 립	4.4		3.1									0.6				0.7
					소 각	0.0															
					재 활 용	0.0															
					해역배출	0.0															
		C	23	발 생 량		28.8	0.0	0.0	0.0	3.2	0.0	0.0	0.0	0.0	0.0	5.2	0.0	11.1	0.0	0.0	9.3
				처리방법	매 립	11.1				0.0						0.0		11.1			
					소 각	0.0															
					재 활 용	17.7				3.2						5.2		0.0			9.3
					해역배출	0.0															
		C	25	발 생 량		33.9	3.2	0.0	0.0	0.0	28.5	0.0	0.0	0.0	0.0	0.0	0.0	1.5	0.0	0.0	0.7
				처리방법	매 립	4.9					2.7							1.5			0.7
					소 각	0.0															
					재 활 용	29.0	3.2				25.8										
					해역배출	0.0															
		C	26	발 생 량		0.1	0.0	0.0	0.0	0.0	0.0	0.0	0.0	0.0	0.0	0.1	0.0	0.0	0.0	0.0	0.0
				처리방법	매 립	0.0															
					소 각	0.0															
					재 활 용	0.1										0.1					
					해역배출	0.0															
		C	32	발 생 량		3.7	0.0	0.0	0.0	3.6	0.0	0.0	0.0	0.0	0.0	0.0	0.1	0.0	0.0	0.0	0.0
				처리방법	매 립	0.1				0.0							0.1				
					소 각	0.0															
					재 활 용	3.6				3.6											
					해역배출	0.0															
		C	33	발 생 량		0.0	0.0	0.0	0.0	0.0	0.0	0.0	0.0	0.0	0.0	0.0	0.0	0.0	0.0	0.0	0.0
				처리방법	매 립	0.0															
					소 각	0.0															
					재 활 용	0.0															
					해역배출	0.0															
		E		발 생 량		0.1	0.0	0.0	0.0	0.0	0.0	0.0	0.0	0.0	0.0	0.0	0.1	0.0	0.0	0.0	0.0
				처리방법	매 립	0.1			0.0								0.1				
					소 각	0.0															
					재 활 용	0.0															
					해역배출	0.0															
		F		발 생 량		0.0	0.0	0.0	0.0	0.0	0.0	0.0	0.0	0.0	0.0	0.0	0.0	0.0	0.0	0.0	0.0
				처리방법	매 립	0.0															
					소 각	0.0															
					재 활 용	0.0															
					해역배출	0.0															
		L		발 생 량		0.0	0.0	0.0	0.0	0.0	0.0	0.0	0.0	0.0	0.0	0.0	0.0	0.0	0.0	0.0	0.0
				처리방법	매 립	0.0															
					소 각	0.0															
					재 활 용	0.0															
					해역배출	0.0															

(단위:톤/일)

지역구분		업종		발생량 및 처리현황		총계	가 연 성														
시도	시군구	대분류	중분류				소계	폐지류	폐목재류	폐합성고분자화합물				유기성오니류				동식물성잔재물	폐식용유	기타
										폐섬유류	폐합성 수지	폐합성 고무	폐피혁	폐수처리오니	공정오니	정수 처리오니	하수 처리오니			
경북	성주군	N		발생량		0.0	0.0	0.0	0.0	0.0	0.0	0.0	0.0	0.0	0.0	0.0	0.0	0.0	0.0	0.0
				처리방법	매 립	0.0	0.0													
					소 각	0.0	0.0													
					재 활 용	0.0	0.0		0.0											
					해역배출	0.0	0.0													
		O		발생량		5.9	2.4	0.0	0.0	0.0	0.0	0.0	0.0	0.0	0.0	0.0	2.4	0.0	0.0	0.0
				처리방법	매 립	0.8	0.0							0.0						
					소 각	0.0	0.0													
					재 활 용	5.1	2.4		0.0								2.4			
					해역배출	0.0	0.0													
		R		발생량		0.6	0.6	0.0	0.0	0.0	0.6	0.0	0.0	0.0	0.0	0.0	0.0	0.0	0.0	0.0
				처리방법	매 립	0.0	0.0													
					소 각	0.6	0.6				0.6									
					재 활 용	0.0	0.0													
					해역배출	0.0	0.0													
	칠곡군	소계		발생량		345.2	236.2	0.0	0.3	2.7	40.9	0.0	0.0	10.1	0.0	0.0	181.7	0.5	0.0	0.0
				처리방법	매 립	123.8	49.0	0.0	0.0	0.0	0.0	0.0	0.0	2.0	0.0	0.0	47.0	0.0	0.0	0.0
					소 각	121.1	121.1	0.0	0.0	0.0	16.4	0.0	0.0	0.0	0.0	0.0	104.5	0.2	0.0	0.0
					재 활 용	95.0	60.8	0.0	0.3	2.7	24.5	0.0	0.0	2.8	0.0	0.0	30.2	0.3	0.0	0.0
					해역배출	5.3	5.3	0.0	0.0	0.0	0.0	0.0	0.0	5.3	0.0	0.0	0.0	0.0	0.0	0.0
		D		발생량		2.6	0.0	0.0	0.0	0.0	0.0	0.0	0.0	0.0	0.0	0.0	0.0	0.0	0.0	0.0
				처리방법	매 립	0.0	0.0													
					소 각	0.0	0.0													
					재 활 용	2.6	0.0													
					해역배출	0.0	0.0													
		E		발생량		254.1	193.1	0.0	0.0	0.0	11.4	0.0	0.0	0.0	0.0	0.0	181.7	0.0	0.0	0.0
				처리방법	매 립	100.2	47.0										47.0			
					소 각	114.6	114.6				10.1						104.5			
					재 활 용	39.3	31.5				1.3						30.2			
					해역배출	0.0	0.0													
		R		발생량		0.3	0.3	0.0	0.0	0.0	0.1	0.0	0.0	0.0	0.0	0.0	0.0	0.2	0.0	0.0
				처리방법	매 립	0.0	0.0													
					소 각	0.3	0.3				0.1							0.2		
					재 활 용	0.0	0.0													
					해역배출	0.0	0.0													
		S		발생량		1.1	0.1	0.0	0.0	0.0	0.1	0.0	0.0	0.0	0.0	0.0	0.0	0.0	0.0	0.0
				처리방법	매 립	1.0	0.0													
					소 각	0.0	0.0													
					재 활 용	0.1	0.1				0.1									
					해역배출	0.0	0.0													
		C	10	발생량		0.6	0.4	0.0	0.0	0.0	0.0	0.0	0.0	0.4	0.0	0.0	0.0	0.0	0.0	0.0
				처리방법	매 립	0.2	0.0													
					소 각	0.0	0.0													
					재 활 용	0.0	0.0													
					해역배출	0.4	0.4							0.4						
		C	11	발생량		3.3	3.3	0.0	0.0	0.0	0.0	0.0	0.0	3.0	0.0	0.0	0.0	0.3	0.0	0.0
				처리방법	매 립	1.6	1.6							1.6						
					소 각	0.0	0.0													
					재 활 용	1.7	1.7							1.4				0.3		
					해역배출	0.0	0.0													
		C	13	발생량		10.1	9.5	0.0	0.0	2.7	1.8	0.0	0.0	5.0	0.0	0.0	0.0	0.0	0.0	0.0
				처리방법	매 립	0.7	0.1							0.1						
					소 각	0.8	0.8				0.8									
					재 활 용	3.7	3.7			2.7	1.0									
					해역배출	4.9	4.9							4.9						

(단위:톤/일)

구분		업종		발생량 및 처리현황		불 연 성															
시도	시군구	대분류	중분류			소계	광재류	연소재	소각재	분진류	폐주물사 모래류	폐금속류	폐석회 석고류	폐촉매	폐흡착재폐흡수재	유리·도자기편류	무기성오니류				기타
																	폐수처리오니	공정오니	정수처리오니	하수처리오니	
경북	성주군	N		발 생 량		0.0	0.0	0.0	0.0	0.0	0.0	0.0	0.0	0.0	0.0	0.0	0.0	0.0	0.0	0.0	0.0
				처리방법	매 립	0.0															
					소 각	0.0															
					재 활 용	0.0															
					해역배출	0.0															
		O		발 생 량		3.5	0.0	0.0	0.0	0.0	0.0	0.0	0.0	0.0	0.0	0.5	0.0	0.0	0.0	0.0	3.0
				처리방법	매 립	0.8															0.8
					소 각	0.0															
					재 활 용	2.7										0.5					2.2
					해역배출	0.0															
		R		발 생 량		0.0	0.0	0.0	0.0	0.0	0.0	0.0	0.0	0.0	0.0	0.0	0.0	0.0	0.0	0.0	0.0
				처리방법	매 립	0.0															
					소 각	0.0															
					재 활 용	0.0															
					해역배출	0.0															
	칠곡군	소계		발 생 량		109.0	7.4	0.0	55.7	0.9	5.2	0.0	1.0	0.0	0.3	0.1	19.1	3.4	0.0	0.0	15.9
				처리방법	매 립	74.8	0.4	0.0	55.7	0.9	4.4	0.0	0.1	0.0	0.1	0.0	6.0	2.4	0.0	0.0	4.8
					소 각	0.0	0.0	0.0	0.0	0.0	0.0	0.0	0.0	0.0	0.0	0.0	0.0	0.0	0.0	0.0	0.0
					재 활 용	34.2	7.0	0.0	0.0	0.0	0.8	0.0	0.9	0.0	0.2	0.1	13.1	1.0	0.0	0.0	11.1
					해역배출	0.0	0.0	0.0	0.0	0.0	0.0	0.0	0.0	0.0	0.0	0.0	0.0	0.0	0.0	0.0	0.0
		D		발 생 량		2.6	0.0	0.0	0.0	0.0	0.0	0.0	0.0	0.0	0.0	0.0	0.0	0.0	0.0	0.0	2.6
				처리방법	매 립	0.0															
					소 각	0.0															
					재 활 용	2.6															2.6
					해역배출	0.0															
		E		발 생 량		61.0	6.8	0.0	44.2	0.6	1.7	0.0	0.6	0.0	0.2	0.1	0.0	2.6	0.0	0.0	4.2
				처리방법	매 립	53.2			44.2	0.6	1.7				0.1			2.4			4.2
					소 각	0.0															
					재 활 용	7.8	6.8						0.6		0.1	0.1		0.2			
					해역배출	0.0															
		R		발 생 량		0.0	0.0	0.0	0.0	0.0	0.0	0.0	0.0	0.0	0.0	0.0	0.0	0.0	0.0	0.0	0.0
				처리방법	매 립	0.0															
					소 각	0.0															
					재 활 용	0.0															
					해역배출	0.0															
		S		발 생 량		1.0	0.0	0.0	0.1	0.0	0.9	0.0	0.0	0.0	0.0	0.0	0.0	0.0	0.0	0.0	0.0
				처리방법	매 립	1.0			0.1		0.9										
					소 각	0.0															
					재 활 용	0.0															
					해역배출	0.0															
		C	10	발 생 량		0.2	0.0	0.0	0.0	0.0	0.0	0.0	0.0	0.0	0.0	0.0	0.2	0.0	0.0	0.0	0.0
				처리방법	매 립	0.2											0.2				
					소 각	0.0															
					재 활 용	0.0															
					해역배출	0.0															
		C	11	발 생 량		0.0	0.0	0.0	0.0	0.0	0.0	0.0	0.0	0.0	0.0	0.0	0.0	0.0	0.0	0.0	0.0
				처리방법	매 립	0.0															
					소 각	0.0															
					재 활 용	0.0															
					해역배출	0.0															
		C	13	발 생 량		0.6	0.0	0.0	0.0	0.1	0.0	0.0	0.1	0.0	0.0	0.0	0.4	0.0	0.0	0.0	0.0
				처리방법	매 립	0.6				0.1			0.1				0.4				
					소 각	0.0															
					재 활 용	0.0															
					해역배출	0.0															

(단위:톤/일)

지역구분		업종		발생량 및 처리현황		총계	가 연 성														
시도	시군구	대분류	중분류				소계	폐지류	폐목재류	폐합성고분자화합물				유기성오니류				동식물성잔재물	폐식용유	기타
										폐섬유류	폐합성 수지	폐합성 고무	폐피혁	폐수처리오니	공정오니	정수 처리오니	하수 처리오니			
경북	칠곡군	C	16	발 생 량		0.1	0.1	0.0	0.1	0.0	0.0	0.0	0.0	0.0	0.0	0.0	0.0	0.0	0.0	0.0
				처리방법	매 립	0.0	0.0													
					소 각	0.0	0.0													
					재 활 용	0.1	0.1		0.1											
					해역배출	0.0	0.0													
		C	17	발 생 량		36.7	21.5	0.0	0.0	0.0	19.8	0.0	0.0	1.7	0.0	0.0	0.0	0.0	0.0	0.0
				처리방법	매 립	14.2	0.3							0.3						
					소 각	0.0	0.0													
					재 활 용	22.5	21.2				19.8			1.4						
					해역배출	0.0	0.0													
		C	22	발 생 량		2.7	2.5	0.0	0.0	0.0	2.5	0.0	0.0	0.0	0.0	0.0	0.0	0.0	0.0	0.0
				처리방법	매 립	0.1	0.0													
					소 각	2.0	2.0				2.0									
					재 활 용	0.6	0.5				0.5									
					해역배출	0.0	0.0													
		C	23	발 생 량		21.5	0.0	0.0	0.0	0.0	0.0	0.0	0.0	0.0	0.0	0.0	0.0	0.0	0.0	0.0
				처리방법	매 립	0.1	0.0													
					소 각	0.0	0.0													
					재 활 용	21.4	0.0													
					해역배출	0.0	0.0													
		C	24	발 생 량		0.5	0.1	0.0	0.0	0.0	0.1	0.0	0.0	0.0	0.0	0.0	0.0	0.0	0.0	0.0
				처리방법	매 립	0.4	0.0													
					소 각	0.1	0.1				0.1									
					재 활 용	0.0	0.0													
					해역배출	0.0	0.0													
		C	26	발 생 량		3.8	2.0	0.0	0.0	0.0	2.0	0.0	0.0	0.0	0.0	0.0	0.0	0.0	0.0	0.0
				처리방법	매 립	1.8	0.0													
					소 각	0.7	0.7				0.7									
					재 활 용	1.3	1.3				1.3									
					해역배출	0.0	0.0													
		C	29	발 생 량		2.6	0.0	0.0	0.0	0.0	0.0	0.0	0.0	0.0	0.0	0.0	0.0	0.0	0.0	0.0
				처리방법	매 립	1.8	0.0													
					소 각	0.0	0.0													
					재 활 용	0.8	0.0													
					해역배출	0.0	0.0													
		C	31	발 생 량		4.0	2.9	0.0	0.0	0.0	2.9	0.0	0.0	0.0	0.0	0.0	0.0	0.0	0.0	0.0
				처리방법	매 립	1.1	0.0													
					소 각	2.6	2.6				2.6									
					재 활 용	0.3	0.3				0.3									
					해역배출	0.0	0.0													
		C	32	발 생 량		0.2	0.2	0.0	0.2	0.0	0.0	0.0	0.0	0.0	0.0	0.0	0.0	0.0	0.0	0.0
				처리방법	매 립	0.0	0.0													
					소 각	0.0	0.0													
					재 활 용	0.2	0.2		0.2											
					해역배출	0.0	0.0													
		C	33	발 생 량		1.0	0.2	0.0	0.0	0.0	0.2	0.0	0.0	0.0	0.0	0.0	0.0	0.0	0.0	0.0
				처리방법	매 립	0.6	0.0													
					소 각	0.0	0.0													
					재 활 용	0.4	0.2				0.2									
					해역배출	0.0	0.0													
	예천군	소계		발 생 량		35.9	21.3	0.0	4.1	0.0	1.7	0.1	0.0	3.0	0.0	0.0	0.0	0.0	0.0	12.4
				처리방법	매 립	5.6	3.0	0.0	0.0	0.0	0.0	0.0	0.0	3.0	0.0	0.0	0.0	0.0	0.0	0.0
					소 각	0.6	0.6	0.0	0.3	0.0	0.0	0.0	0.0	0.0	0.0	0.0	0.0	0.0	0.0	0.3
					재 활 용	29.7	17.7	0.0	3.8	0.0	1.7	0.1	0.0	0.0	0.0	0.0	0.0	0.0	0.0	12.1
					해역배출	0.0	0.0	0.0	0.0	0.0	0.0	0.0	0.0	0.0	0.0	0.0	0.0	0.0	0.0	0.0

(단위:톤/일)

구분		업종		발생량 및 처리현황		불 연 성															
시도	시군구	대분류	중분류			소계	광재류	연소재	소각재	분진류	폐주물사 모래류	폐금속류	폐석회 석고류	폐촉매	폐흡착재폐흡수재	유리·도자기편류	무기성오니류				기타
																	폐수처리오니	공정오니	정수처리오니	하수처리오니	
경북	칠곡군	C	16	발 생 량		0.0	0.0	0.0	0.0	0.0	0.0	0.0	0.0	0.0	0.0	0.0	0.0	0.0	0.0	0.0	0.0
				처리방법	매 립	0.0															
					소 각	0.0															
					재 활 용	0.0															
					해역배출	0.0															
		C	17	발 생 량		15.2	0.0	0.0	11.4	0.0	0.0	0.0	0.0	0.0	0.0	0.0	3.8	0.0	0.0	0.0	0.0
				처리방법	매 립	13.9			11.4								2.5				
					소 각	0.0															
					재 활 용	1.3											1.3				
					해역배출	0.0															
		C	22	발 생 량		0.2	0.0	0.0	0.0	0.0	0.0	0.0	0.0	0.0	0.1	0.0	0.1	0.0	0.0	0.0	0.0
				처리방법	매 립	0.1											0.1				
					소 각	0.0															
					재 활 용	0.1									0.1						
					해역배출	0.0															
		C	23	발 생 량		21.5	0.0	0.0	0.0	0.0	0.0	0.0	0.3	0.0	0.0	0.0	11.9	0.8	0.0	0.0	8.5
				처리방법	매 립	0.1											0.1				
					소 각	0.0															
					재 활 용	21.4							0.3				11.8	0.8			8.5
					해역배출	0.0															
		C	24	발 생 량		0.4	0.0	0.0	0.0	0.0	0.0	0.0	0.0	0.0	0.0	0.0	0.4	0.0	0.0	0.0	0.0
				처리방법	매 립	0.4											0.4				
					소 각	0.0															
					재 활 용	0.0															
					해역배출	0.0															
		C	26	발 생 량		1.8	0.0	0.0	0.0	0.0	0.0	0.0	0.0	0.0	0.0	0.0	1.8	0.0	0.0	0.0	0.0
				처리방법	매 립	1.8											1.8				
					소 각	0.0															
					재 활 용	0.0															
					해역배출	0.0															
		C	29	발 생 량		2.6	0.0	0.0	0.0	0.0	2.6	0.0	0.0	0.0	0.0	0.0	0.0	0.0	0.0	0.0	0.0
				처리방법	매 립	1.8					1.8										
					소 각	0.0															
					재 활 용	0.8					0.8										
					해역배출	0.0															
		C	31	발 생 량		1.1	0.4	0.0	0.0	0.2	0.0	0.0	0.0	0.0	0.0	0.0	0.5	0.0	0.0	0.0	0.0
				처리방법	매 립	1.1	0.4			0.2							0.5				
					소 각	0.0															
					재 활 용	0.0															
					해역배출	0.0															
		C	32	발 생 량		0.0	0.0	0.0	0.0	0.0	0.0	0.0	0.0	0.0	0.0	0.0	0.0	0.0	0.0	0.0	0.0
				처리방법	매 립	0.0															
					소 각	0.0															
					재 활 용	0.0															
					해역배출	0.0															
		C	33	발 생 량		0.8	0.2	0.0	0.0	0.0	0.0	0.0	0.0	0.0	0.0	0.0	0.0	0.0	0.0	0.0	0.6
				처리방법	매 립	0.6															0.6
					소 각	0.0															
					재 활 용	0.2	0.2														
					해역배출	0.0															
	예천군	소계		발 생 량		14.6	2.2	0.0	0.0	0.0	0.0	7.2	0.0	0.0	0.0	0.0	1.2	0.0	0.0	0.2	3.8
				처리방법	매 립	2.6	0.0	0.0	0.0	0.0	0.0	0.0	0.0	0.0	0.0	0.0	1.2	0.0	0.0	0.2	1.2
					소 각	0.0	0.0	0.0	0.0	0.0	0.0	0.0	0.0	0.0	0.0	0.0	0.0	0.0	0.0	0.0	0.0
					재 활 용	12.0	2.2	0.0	0.0	0.0	0.0	7.2	0.0	0.0	0.0	0.0	0.0	0.0	0.0	0.0	2.6
					해역배출	0.0	0.0	0.0	0.0	0.0	0.0	0.0	0.0	0.0	0.0	0.0	0.0	0.0	0.0	0.0	0.0

(단위:톤/일)

지역구분		업종		발생량 및 처리현황		총계	가 연 성													
시도	시군구	대분류	중분류				소계	폐지류	폐목재류	폐합성고분자화합물				유기성오니류				동식물성잔재물	폐식용유	기타
										폐섬유류	폐합성 수지	폐합성 고무	폐피혁	폐수처리오니	공정오니	정수 처리오니	하수 처리오니			
경북	예천군	C	11	발생량		6.0	6.0	0.0	0.0	0.0	0.0	0.0	0.0	0.8	0.0	0.0	0.0	0.0	0.0	5.2
				처리방법	매 립	0.8	0.8							0.8						
					소 각	0.0	0.0													
					재 활 용	5.2	5.2													5.2
					해역배출	0.0	0.0													0.0
		C	23	발생량		2.6	0.0	0.0	0.0	0.0	0.0	0.0	0.0	0.0	0.0	0.0	0.0	0.0	0.0	0.0
				처리방법	매 립	0.0	0.0													
					소 각	0.0	0.0													
					재 활 용	2.6	0.0													
					해역배출	0.0	0.0													
		D		발생량		9.1	6.9	0.0	0.0	0.0	0.0	0.0	0.0	0.0	0.0	0.0	0.0	0.0	0.0	6.9
				처리방법	매 립	0.0	0.0													
					소 각	0.0	0.0													
					재 활 용	9.1	6.9													6.9
					해역배출	0.0	0.0													
		E		발생량		0.3	0.3	0.0	0.2	0.0	0.0	0.1	0.0	0.0	0.0	0.0	0.0	0.0	0.0	0.0
				처리방법	매 립	0.0	0.0													
					소 각	0.0	0.0													
					재 활 용	0.3	0.3		0.2			0.1								
					해역배출	0.0	0.0													
		F		발생량		2.6	2.6	0.0	2.5	0.0	0.1	0.0	0.0	0.0	0.0	0.0	0.0	0.0	0.0	0.0
				처리방법	매 립	0.0	0.0													
					소 각	0.0	0.0													
					재 활 용	2.6	2.6		2.5		0.1									
					해역배출	0.0	0.0													
		M		발생량		9.8	0.0	0.0	0.0	0.0	0.0	0.0	0.0	0.0	0.0	0.0	0.0	0.0	0.0	0.0
				처리방법	매 립	2.6	0.0													
					소 각	0.0	0.0													
					재 활 용	7.2	0.0													
					해역배출	0.0	0.0													
		O		발생량		5.5	5.5	0.0	1.4	0.0	1.6	0.0	0.0	2.2	0.0	0.0	0.0	0.0	0.0	0.3
				처리방법	매 립	2.2	2.2							2.2						
					소 각	0.6	0.6		0.3											0.3
					재 활 용	2.7	2.7		1.1		1.6									
					해역배출	0.0	0.0													
	봉화군	소계		발생량		148.1	112.8	0.0	23.4	0.0	4.7	0.0	0.0	80.4	0.0	0.0	0.0	4.3	0.0	0.0
				처리방법	매 립	116.6	81.3	0.0	0.0	0.0	1.1	0.0	0.0	80.2	0.0	0.0	0.0	0.0	0.0	0.0
					소 각	0.1	0.1	0.0	0.0	0.0	0.1	0.0	0.0	0.0	0.0	0.0	0.0	0.0	0.0	0.0
					재 활 용	31.4	31.4	0.0	23.4	0.0	3.5	0.0	0.0	0.2	0.0	0.0	0.0	4.3	0.0	0.0
					해역배출	0.0	0.0	0.0	0.0	0.0	0.0	0.0	0.0	0.0	0.0	0.0	0.0	0.0	0.0	0.0
		C	33	발생량		148.1	112.8	0.0	23.4	0.0	4.7	0.0	0.0	80.4	0.0	0.0	0.0	4.3	0.0	0.0
				처리방법	매 립	116.6	81.3				1.1			80.2						
					소 각	0.1	0.1				0.1									
					재 활 용	31.4	31.4		23.4		3.5			0.2				4.3		
					해역배출	0.0	0.0													
	울진군	소계		발생량		50.8	27.3	0.0	12.3	0.0	2.3	0.0	0.0	2.5	0.0	0.0	3.4	5.8	0.0	1.0
				처리방법	매 립	18.6	2.5	0.0	0.0	0.0	0.0	0.0	0.0	2.5	0.0	0.0	0.0	0.0	0.0	0.0
					소 각	2.0	2.0	0.0	0.5	0.0	0.7	0.0	0.0	0.0	0.0	0.0	0.0	0.1	0.0	0.7
					재 활 용	30.2	22.8	0.0	11.8	0.0	1.6	0.0	0.0	0.0	0.0	0.0	3.4	5.7	0.0	0.3
					해역배출	0.0	0.0	0.0	0.0	0.0	0.0	0.0	0.0	0.0	0.0	0.0	0.0	0.0	0.0	0.0
		C	10	발생량		9.1	9.1	0.0	0.0	0.0	0.9	0.0	0.0	2.5	0.0	0.0	0.0	5.7	0.0	0.0
				처리방법	매 립	2.5	2.5							2.5						
					소 각	0.0	0.0													
					재 활 용	6.6	6.6				0.9							5.7		
					해역배출	0.0	0.0													

(단위:톤/일)

구분		업종		발생량 및 처리현황	불 연 성															
시도	시군구	대분류	중분류		소계	광재류	연소재	소각재	분진류	폐주물사 모래류	폐금속류	폐석회 석고류	폐촉매	폐흡착재폐흡수재	유리·도자기편류	무기성오니류				기타
																폐수처리오니	공정오니	정수처리오니	하수처리오니	
경북	예천군	C	11	발 생 량	0.0	0.0	0.0	0.0	0.0	0.0	0.0	0.0	0.0	0.0	0.0	0.0	0.0	0.0	0.0	0.0
				처리방법 매 립	0.0															
				처리방법 소 각	0.0															
				처리방법 재 활 용	0.0															
				처리방법 해역배출	0.0															
		C	23	발 생 량	2.6	0.0	0.0	0.0	0.0	0.0	0.0	0.0	0.0	0.0	0.0	0.0	0.0	0.0	0.0	2.6
				처리방법 매 립	0.0															
				처리방법 소 각	0.0															
				처리방법 재 활 용	2.6															2.6
				처리방법 해역배출	0.0															
		D		발 생 량	2.2	2.2	0.0	0.0	0.0	0.0	0.0	0.0	0.0	0.0	0.0	0.0	0.0	0.0	0.0	0.0
				처리방법 매 립	0.0															
				처리방법 소 각	0.0															
				처리방법 재 활 용	2.2	2.2														
				처리방법 해역배출	0.0															
		E		발 생 량	0.0	0.0	0.0	0.0	0.0	0.0	0.0	0.0	0.0	0.0	0.0	0.0	0.0	0.0	0.0	0.0
				처리방법 매 립	0.0															
				처리방법 소 각	0.0															
				처리방법 재 활 용	0.0															
				처리방법 해역배출	0.0															
		F		발 생 량	0.0	0.0	0.0	0.0	0.0	0.0	0.0	0.0	0.0	0.0	0.0	0.0	0.0	0.0	0.0	0.0
				처리방법 매 립	0.0															
				처리방법 소 각	0.0															
				처리방법 재 활 용	0.0															
				처리방법 해역배출	0.0															
		M		발 생 량	9.8	0.0	0.0	0.0	0.0	0.0	7.2	0.0	0.0	0.0	0.0	1.2	0.0	0.0	0.2	1.2
				처리방법 매 립	2.6											1.2			0.2	1.2
				처리방법 소 각	0.0															
				처리방법 재 활 용	7.2						7.2									
				처리방법 해역배출	0.0															
		O		발 생 량	0.0	0.0	0.0	0.0	0.0	0.0	0.0	0.0	0.0	0.0	0.0	0.0	0.0	0.0	0.0	0.0
				처리방법 매 립	0.0															
				처리방법 소 각	0.0															
				처리방법 재 활 용	0.0															
				처리방법 해역배출	0.0															
	봉화군	소계		발 생 량	35.3	0.0	0.0	0.0	0.0	0.0	0.0	35.3	0.0	0.0	0.0	0.0	0.0	0.0	0.0	0.0
				처리방법 매 립	35.3	0.0	0.0	0.0	0.0	0.0	0.0	35.3	0.0	0.0	0.0	0.0	0.0	0.0	0.0	0.0
				처리방법 소 각	0.0	0.0	0.0	0.0	0.0	0.0	0.0	0.0	0.0	0.0	0.0	0.0	0.0	0.0	0.0	0.0
				처리방법 재 활 용	0.0	0.0	0.0	0.0	0.0	0.0	0.0	0.0	0.0	0.0	0.0	0.0	0.0	0.0	0.0	0.0
				처리방법 해역배출	0.0	0.0	0.0	0.0	0.0	0.0	0.0	0.0	0.0	0.0	0.0	0.0	0.0	0.0	0.0	0.0
		C	33	발 생 량	35.3	0.0	0.0	0.0	0.0	0.0	0.0	35.3	0.0	0.0	0.0	0.0	0.0	0.0	0.0	0.0
				처리방법 매 립	35.3							35.3								
				처리방법 소 각	0.0															
				처리방법 재 활 용	0.0															
				처리방법 해역배출	0.0															
	울진군	소계		발 생 량	23.5	0.0	0.0	8.2	0.0	0.1	0.0	0.0	0.0	0.0	0.0	7.2	4.0	0.0	2.9	1.1
				처리방법 매 립	16.1	0.0	0.0	8.2	0.0	0.1	0.0	0.0	0.0	0.0	0.0	0.8	4.0	0.0	2.9	0.1
				처리방법 소 각	0.0	0.0	0.0	0.0	0.0	0.0	0.0	0.0	0.0	0.0	0.0	0.0	0.0	0.0	0.0	0.0
				처리방법 재 활 용	7.4	0.0	0.0	0.0	0.0	0.0	0.0	0.0	0.0	0.0	0.0	6.4	0.0	0.0	0.0	1.0
				처리방법 해역배출	0.0	0.0	0.0	0.0	0.0	0.0	0.0	0.0	0.0	0.0	0.0	0.0	0.0	0.0	0.0	0.0
		C	10	발 생 량	0.0	0.0	0.0	0.0	0.0	0.0	0.0	0.0	0.0	0.0	0.0	0.0	0.0	0.0	0.0	0.0
				처리방법 매 립	0.0															
				처리방법 소 각	0.0															
				처리방법 재 활 용	0.0															
				처리방법 해역배출	0.0															

(단위:톤/일)

지역구분		업종		발생량 및 처리현황		총계	가 연 성														
시도	시군구	대분류	중분류				소계	폐지류	폐목재류	폐합성고분자화합물				유기성오니류				동식물성잔재물	폐식용유	기타
										폐섬유류	폐합성 수지	폐합성 고무	폐피혁	폐수처리오니	공정오니	정수 처리오니	하수 처리오니			
경북	울진군	C	23	발 생 량		6.7	0.0	0.0	0.0	0.0	0.0	0.0	0.0	0.0	0.0	0.0	0.0	0.0	0.0	0.0
				처리방법	매 립	0.0	0.0													
					소 각	0.0	0.0													
					재 활 용	6.7	0.0													
					해역배출	0.0	0.0													
		D		발 생 량		3.5	1.8	0.0	0.0	0.0	0.7	0.0	0.0	0.0	0.0	0.0	0.0	0.1	0.0	1.0
				처리방법	매 립	1.7	0.0													
					소 각	0.9	0.9				0.1							0.1		0.7
					재 활 용	0.9	0.9				0.6									0.3
					해역배출	0.0	0.0													
		E		발 생 량		6.3	4.1	0.0	0.0	0.0	0.7	0.0	0.0	0.0	0.0	0.0	3.4	0.0	0.0	0.0
				처리방법	매 립	2.2	0.0										0.0			
					소 각	0.6	0.6				0.6									
					재 활 용	3.5	3.5				0.1						3.4			
					해역배출	0.0	0.0													
		F		발 생 량		17.0	12.3	0.0	12.3	0.0	0.0	0.0	0.0	0.0	0.0	0.0	0.0	0.0	0.0	0.0
				처리방법	매 립	4.0	0.0													
					소 각	0.5	0.5		0.5											
					재 활 용	12.5	11.8		11.8											
					해역배출	0.0	0.0													
		O		발 생 량		8.2	0.0	0.0	0.0	0.0	0.0	0.0	0.0	0.0	0.0	0.0	0.0	0.0	0.0	0.0
				처리방법	매 립	8.2	0.0													
					소 각	0.0	0.0													
					재 활 용	0.0	0.0													
					해역배출	0.0	0.0													
	울릉군	소계		발 생 량		0.0	0.0	0.0	0.0	0.0	0.0	0.0	0.0	0.0	0.0	0.0	0.0	0.0	0.0	0.0
				처리방법	매 립	0.0	0.0	0.0	0.0	0.0	0.0	0.0	0.0	0.0	0.0	0.0	0.0	0.0	0.0	0.0
					소 각	0.0	0.0	0.0	0.0	0.0	0.0	0.0	0.0	0.0	0.0	0.0	0.0	0.0	0.0	0.0
					재 활 용	0.0	0.0	0.0	0.0	0.0	0.0	0.0	0.0	0.0	0.0	0.0	0.0	0.0	0.0	0.0
					해역배출	0.0	0.0	0.0	0.0	0.0	0.0	0.0	0.0	0.0	0.0	0.0	0.0	0.0	0.0	0.0
		O		발 생 량		0.0	0.0	0.0	0.0	0.0	0.0	0.0	0.0	0.0	0.0	0.0	0.0	0.0	0.0	0.0
				처리방법	매 립	0.0	0.0													
					소 각	0.0	0.0													
					재 활 용	0.0	0.0													
					해역배출	0.0	0.0													
경남	합계			발 생 량		13,640.4	2,700.4	11.2	178.3	19.8	805.5	58.0	0.0	429.5	46.0	16.6	375.4	558.6	0.9	200.6
				처리방법	매 립	1,419.5	80.8	0.0	0.0	1.4	1.8	0.0	0.0	17.8	6.6	0.0	38.2	10.3	0.0	4.7
					소 각	550.3	549.7	0.5	19.7	1.2	312.0	3.8	0.0	7.7	0.0	0.0	31.6	86.0	0.0	87.2
					재 활 용	11,471.8	1,879.0	10.7	158.6	17.2	491.7	53.9	0.0	225.4	29.9	16.6	305.6	459.9	0.9	108.6
					해역배출	198.8	190.9	0.0	0.0	0.0	0.0	0.3	0.0	178.6	9.5	0.0	0.0	2.4	0.0	0.1
	창원시	소계		발 생 량		2,674.3	551.2	1.8	42.4	1.4	124.8	1.4	0.0	81.4	10.8	0.0	65.8	181.8	0.2	39.4
				처리방법	매 립	706.5	15.7	0.0	0.0	0.6	0.2	0.0	0.0	4.9	0.2	0.0	8.8	1.0	0.0	0.0
					소 각	155.0	154.8	0.0	0.3	0.0	39.4	0.0	0.0	0.0	0.0	0.0	1.7	79.9	0.0	33.5
					재 활 용	1,770.2	344.8	1.8	42.1	0.8	85.2	1.4	0.0	41.2	10.4	0.0	55.3	100.5	0.2	5.9
					해역배출	42.6	35.9	0.0	0.0	0.0	0.0	0.0	0.0	35.3	0.2	0.0	0.0	0.4	0.0	0.0
		B		발 생 량		2.7	0.3	0.0	0.0	0.0	0.3	0.0	0.0	0.0	0.0	0.0	0.0	0.0	0.0	0.0
				처리방법	매 립	2.0	0.0													
					소 각	0.3	0.3				0.3									
					재 활 용	0.4	0.0													
					해역배출	0.0	0.0													
		C	10	발 생 량		164.3	150.6	0.0	0.0	0.0	0.8	0.0	0.0	18.6	0.2	0.0	0.0	130.8	0.2	0.0
				처리방법	매 립	1.4	0.0													
					소 각	66.6	66.6				0.7							65.9		
					재 활 용	88.4	82.8				0.1			18.0				64.5	0.2	
					해역배출	7.9	1.2							0.6	0.2			0.4		

(단위:톤/일)

구분		업종		발생량 및 처리현황		불 연 성															
시도	시군구	대분류	중분류			소계	광재류	연소재	소각재	분진류	폐주물사 모래류	폐금속류	폐석회 석고류	폐촉매	폐흡착재폐흡수재	유리·도자기편류	무기성오니류				기타
																	폐수처리오니	공정오니	정수처리오니	하수처리오니	
경북	울진군	C	23	발 생 량		6.7	0.0	0.0	0.0	0.0	0.0	0.0	0.0	0.0	0.0	0.0	6.4	0.0	0.0	0.0	0.3
				처리방법	매 립	0.0															
					소 각	0.0															
					재 활 용	6.7											6.4				0.3
					해역배출	0.0															
		D		발 생 량		1.7	0.0	0.0	0.0	0.0	0.1	0.0	0.0	0.0	0.0	0.0	0.8	0.0	0.0	0.7	0.1
				처리방법	매 립	1.7					0.1						0.8			0.7	0.1
					소 각	0.0															
					재 활 용	0.0															
					해역배출	0.0															
		E		발 생 량		2.2	0.0	0.0	0.0	0.0	0.0	0.0	0.0	0.0	0.0	0.0	0.0	0.0	0.0	2.2	0.0
				처리방법	매 립	2.2														2.2	
					소 각	0.0															
					재 활 용	0.0															
					해역배출	0.0															
		F		발 생 량		4.7	0.0	0.0	0.0	0.0	0.0	0.0	0.0	0.0	0.0	0.0	0.0	4.0	0.0	0.0	0.7
				처리방법	매 립	4.0												4.0			
					소 각	0.0															
					재 활 용	0.7															0.7
					해역배출	0.0															
		O		발 생 량		8.2	0.0	0.0	8.2	0.0	0.0	0.0	0.0	0.0	0.0	0.0	0.0	0.0	0.0	0.0	0.0
				처리방법	매 립	8.2			8.2												
					소 각	0.0															
					재 활 용	0.0															
					해역배출	0.0															
	울릉군	소계		발 생 량		0.0	0.0	0.0	0.0	0.0	0.0	0.0	0.0	0.0	0.0	0.0	0.0	0.0	0.0	0.0	0.0
				처리방법	매 립	0.0	0.0	0.0	0.0	0.0	0.0	0.0	0.0	0.0	0.0	0.0	0.0	0.0	0.0	0.0	0.0
					소 각	0.0	0.0	0.0	0.0	0.0	0.0	0.0	0.0	0.0	0.0	0.0	0.0	0.0	0.0	0.0	0.0
					재 활 용	0.0	0.0	0.0	0.0	0.0	0.0	0.0	0.0	0.0	0.0	0.0	0.0	0.0	0.0	0.0	0.0
					해역배출	0.0	0.0	0.0	0.0	0.0	0.0	0.0	0.0	0.0	0.0	0.0	0.0	0.0	0.0	0.0	0.0
		O		발 생 량		0.0	0.0	0.0	0.0	0.0	0.0	0.0	0.0	0.0	0.0	0.0	0.0	0.0	0.0	0.0	0.0
				처리방법	매 립	0.0															
					소 각	0.0															
					재 활 용	0.0															
					해역배출	0.0															
경남	합계			발 생 량		10,940.0	1,430.8	6,304.2	326.2	171.5	620.2	12.3	29.2	3.5	11.4	65.5	684.0	302.3	112.2	19.2	847.5
				처리방법	매 립	1,338.7	83.3	9.3	326.2	59.7	63.7	0.0	12.8	0.3	3.6	9.1	412.5	169.5	4.2	13.9	170.6
					소 각	0.6	0.2	0.0	0.0	0.2	0.0	0.0	0.0	0.0	0.0	0.0	0.2	0.0	0.0	0.0	0.0
					재 활 용	9,592.8	1,347.3	6,294.9	0.0	111.6	556.5	12.3	16.4	3.2	7.8	56.4	263.4	132.8	108.0	5.3	676.9
					해역배출	7.9	0.0	0.0	0.0	0.0	0.0	0.0	0.0	0.0	0.0	0.0	7.9	0.0	0.0	0.0	0.0
	창원시	소계		발 생 량		2,123.1	947.3	0.0	152.7	100.6	117.1	4.5	3.0	0.2	5.3	35.3	393.5	188.3	17.3	0.0	158.0
				처리방법	매 립	690.8	4.6	0.0	152.7	18.0	36.4	0.0	0.4	0.0	0.2	2.3	377.5	73.3	2.0	0.0	23.4
					소 각	0.2	0.0	0.0	0.0	0.2	0.0	0.0	0.0	0.0	0.0	0.0	0.0	0.0	0.0	0.0	0.0
					재 활 용	1,425.4	942.7	0.0	0.0	82.4	80.7	4.5	2.6	0.2	5.1	33.0	9.3	115.0	15.3	0.0	134.6
					해역배출	6.7	0.0	0.0	0.0	0.0	0.0	0.0	0.0	0.0	0.0	0.0	6.7	0.0	0.0	0.0	0.0
		B		발 생 량		2.4	0.0	0.0	0.0	0.0	0.0	0.0	0.0	0.0	0.0	0.0	2.4	0.0	0.0	0.0	0.0
				처리방법	매 립	2.0											2.0				
					소 각	0.0															
					재 활 용	0.4											0.4				
					해역배출	0.0															
		C	10	발 생 량		13.7	0.0	0.0	0.1	0.9	0.0	0.0	0.0	0.2	0.1	0.0	12.4	0.0	0.0	0.0	0.0
				처리방법	매 립	1.4			0.1	0.9					0.1		0.3				
					소 각	0.0															
					재 활 용	5.6								0.2			5.4				
					해역배출	6.7											6.7				

(단위:톤/일)

지역구분		업종		발생량 및 처리현황		총계	가 연 성														
시도	시군구	대분류	중분류				소계	폐지류	폐목재류	폐합성고분자화합물				유기성오니류				동식물성잔재물	폐식용유	기타
										폐섬유류	폐합성 수지	폐합성 고무	폐피혁	폐수처리오니	공정오니	정수 처리오니	하수 처리오니			
경남	창원시	C	11	발생량		68.7	39.6	0.0	0.0	0.0	3.9	0.1	0.0	35.4	0.1	0.0	0.0	0.1	0.0	0.0
				처리방법	매 립	0.5	0.5							0.4	0.1					
					소 각	0.5	0.5				0.5									
					재 활 용	54.3	25.2				3.4	0.1		21.6				0.1		
					해역배출	13.4	13.4							13.4						
		C	18	발생량		0.4	0.2	0.0	0.0	0.0	0.2	0.0	0.0	0.0	0.0	0.0	0.0	0.0	0.0	0.0
				처리방법	매 립	0.0	0.0													
					소 각	0.0	0.0													
					재 활 용	0.4	0.2				0.2									
					해역배출	0.0	0.0													
		C	20	발생량		20.0	20.0	0.0	0.0	0.0	0.1	0.0	0.0	0.0	0.0	0.0	0.0	19.9	0.0	0.0
				처리방법	매 립	0.0	0.0													
					소 각	9.0	9.0											9.0		
					재 활 용	11.0	11.0				0.1							10.9		
					해역배출	0.0	0.0													
		C	22	발생량		1.8	1.0	0.0	0.0	0.0	0.4	0.6	0.0	0.0	0.0	0.0	0.0	0.0	0.0	0.0
				처리방법	매 립	0.7	0.0													
					소 각	0.1	0.1				0.1									
					재 활 용	1.0	0.9				0.3	0.6								
					해역배출	0.0	0.0													
		C	23	발생량		35.5	0.4	0.0	0.1	0.0	0.3	0.0	0.0	0.0	0.0	0.0	0.0	0.0	0.0	0.0
				처리방법	매 립	1.6	0.0													
					소 각	0.2	0.2				0.2									
					재 활 용	33.7	0.2		0.1		0.1									
					해역배출	0.0	0.0													
		C	24	발생량		1,699.7	28.4	0.0	12.6	0.1	12.3	0.0	0.0	0.0	0.0	0.0	0.0	0.0	0.0	3.4
				처리방법	매 립	456.1	0.1			0.1										
					소 각	10.2	10.0				6.6									3.4
					재 활 용	1,233.4	18.3		12.6		5.7									
					해역배출	0.0	0.0													
		C	25	발생량		17.0	1.8	0.0	0.7	0.0	0.9	0.0	0.0	0.1	0.1	0.0	0.0	0.0	0.0	0.0
				처리방법	매 립	5.3	0.1								0.1					
					소 각	0.2	0.2				0.2									
					재 활 용	11.5	1.5		0.7		0.7			0.1						
					해역배출	0.0	0.0													
		C	26	발생량		15.9	2.2	0.0	0.2	0.0	1.6	0.0	0.0	0.0	0.0	0.0	0.0	0.1	0.0	0.3
				처리방법	매 립	0.9	0.2				0.2									
					소 각	0.3	0.3													0.3
					재 활 용	14.7	1.7		0.2		1.4							0.1		
					해역배출	0.0	0.0													
		C	27	발생량		1.4	0.7	0.0	0.0	0.5	0.2	0.0	0.0	0.0	0.0	0.0	0.0	0.0	0.0	0.0
				처리방법	매 립	1.0	0.5			0.5										
					소 각	0.2	0.2				0.2									
					재 활 용	0.2	0.0													
					해역배출	0.0	0.0													
		C	28	발생량		1.5	1.5	0.0	0.3	0.0	1.2	0.0	0.0	0.0	0.0	0.0	0.0	0.0	0.0	0.0
				처리방법	매 립	0.0	0.0													
					소 각	0.1	0.1				0.1									
					재 활 용	1.4	1.4		0.3		1.1									
					해역배출	0.0	0.0													
		C	29	발생량		55.0	30.9	0.0	16.5	0.0	11.5	0.0	0.0	0.0	0.0	0.0	0.0	0.0	0.0	2.9
				처리방법	매 립	8.0	0.0													
					소 각	7.1	7.1				4.2									2.9
					재 활 용	39.9	23.8		16.5		7.3									
					해역배출	0.0	0.0													

(단위:톤/일)

구분		업종		발생량 및 처리현황	불 연 성															
시도	시군구	대분류	중분류		소계	광재류	연소재	소각재	분진류	폐주물사 모래류	폐금속류	폐석회 석고류	폐촉매	폐흡착재폐흡수재	유리·도자기편류	무기성오니류				기타
																폐수처리오니	공정오니	정수처리오니	하수처리오니	
경남	창원시	C	11	발 생 량	29.1	0.0	0.0	0.0	0.0	0.0	0.0	0.0	0.0	0.0	29.1	0.0	0.0	0.0	0.0	0.0
				처리방법 매 립	0.0															
				처리방법 소 각	0.0															
				처리방법 재 활 용	29.1										29.1					
				처리방법 해역배출	0.0															
		C	18	발 생 량	0.2	0.0	0.0	0.0	0.0	0.0	0.0	0.0	0.0	0.0	0.2	0.0	0.0	0.0	0.0	0.0
				처리방법 매 립	0.0															
				처리방법 소 각	0.0															
				처리방법 재 활 용	0.2										0.2					
				처리방법 해역배출	0.0															
		C	20	발 생 량	0.0	0.0	0.0	0.0	0.0	0.0	0.0	0.0	0.0	0.0	0.0	0.0	0.0	0.0	0.0	0.0
				처리방법 매 립	0.0															
				처리방법 소 각	0.0															
				처리방법 재 활 용	0.0															
				처리방법 해역배출	0.0															
		C	22	발 생 량	0.8	0.0	0.0	0.0	0.2	0.0	0.0	0.0	0.0	0.1	0.5	0.0	0.0	0.0	0.0	0.0
				처리방법 매 립	0.7				0.2						0.5					
				처리방법 소 각	0.0															
				처리방법 재 활 용	0.1									0.1						
				처리방법 해역배출	0.0															
		C	23	발 생 량	35.1	0.2	0.0	0.0	1.4	13.4	0.0	2.7	0.0	0.0	3.4	2.5	0.1	0.0	0.0	11.4
				처리방법 매 립	1.6	0.2						0.1				1.2	0.1			
				처리방법 소 각	0.0															
				처리방법 재 활 용	33.5				1.4	13.4		2.6			3.4	1.3				11.4
				처리방법 해역배출	0.0															
		C	24	발 생 량	1,671.3	931.4	0.0	0.0	75.2	53.4	0.0	0.0	0.0	1.2	0.3	362.1	154.5	0.0	0.0	93.2
				처리방법 매 립	456.0	2.3			14.3	10.5						361.3	60.2			7.4
				처리방법 소 각	0.2				0.2											
				처리방법 재 활 용	1,215.1	929.1			60.7	42.9				1.2	0.3	0.8	94.3			85.8
				처리방법 해역배출	0.0															
		C	25	발 생 량	15.2	2.2	0.0	0.0	0.4	6.2	0.0	0.0	0.0	0.3	0.0	3.3	2.8	0.0	0.0	0.0
				처리방법 매 립	5.2				0.3					0.1		2.5	2.3			
				처리방법 소 각	0.0															
				처리방법 재 활 용	10.0	2.2			0.1	6.2				0.2		0.8	0.5			
				처리방법 해역배출	0.0															
		C	26	발 생 량	13.7	0.1	0.0	0.0	0.5	12.3	0.0	0.0	0.0	0.0	0.0	0.1	0.7	0.0	0.0	0.0
				처리방법 매 립	0.7												0.7			
				처리방법 소 각	0.0															
				처리방법 재 활 용	13.0	0.1			0.5	12.3						0.1				
				처리방법 해역배출	0.0															
		C	27	발 생 량	0.7	0.0	0.0	0.0	0.0	0.0	0.0	0.0	0.0	0.0	0.0	0.7	0.0	0.0	0.0	0.0
				처리방법 매 립	0.5											0.5				
				처리방법 소 각	0.0															
				처리방법 재 활 용	0.2											0.2				
				처리방법 해역배출	0.0															
		C	28	발 생 량	0.0	0.0	0.0	0.0	0.0	0.0	0.0	0.0	0.0	0.0	0.0	0.0	0.0	0.0	0.0	0.0
				처리방법 매 립	0.0															
				처리방법 소 각	0.0															
				처리방법 재 활 용	0.0															
				처리방법 해역배출	0.0															
		C	29	발 생 량	24.1	2.7	0.0	0.0	4.7	5.8	0.0	0.0	0.0	1.7	0.1	1.9	2.9	0.0	0.0	4.3
				처리방법 매 립	8.0	0.2			0.5						0.1	1.9	1.0			4.3
				처리방법 소 각	0.0															
				처리방법 재 활 용	16.1	2.5	0.0	0.0	4.2	5.8	0.0	0.0	0.0	1.7	0.0	0.0	1.9	0.0	0.0	0.0
				처리방법 해역배출	0.0															

(단위:톤/일)

지역구분		업종		발생량 및 처리현황		총계	가 연 성														
시도	시군구	대분류	중분류				소계	폐지류	폐목재류	폐합성고분자화합물				유기성오니류				동식물성잔재물	폐식용유	기타
										폐섬유류	폐합성 수지	폐합성 고무	폐피혁	폐수처리오니	공정오니	정수 처리오니	하수 처리오니			
경남	창원시	C	30	발 생 량		2.3	1.9	0.0	0.0	0.0	0.4	0.0	0.0	1.5	0.0	0.0	0.0	0.0	0.0	0.0
				처리방법	매 립	0.0	0.0													
					소 각	0.0	0.0													
					재 활 용	2.3	1.9				0.4			1.5						
					해역배출	0.0	0.0													
		C	31	발 생 량		37.9	23.5	0.0	6.0	0.8	16.7	0.0	0.0	0.0	0.0	0.0	0.0	0.0	0.0	0.0
				처리방법	매 립	2.9	0.0													
					소 각	0.3	0.3				0.3									
					재 활 용	34.7	23.2		6.0	0.8	16.4									
					해역배출	0.0	0.0													
		C	33	발 생 량		84.2	15.5	1.8	3.2	0.0	7.8	0.1	0.0	0.0	0.0	0.0	0.0	0.0	0.0	2.6
				처리방법	매 립	29.2	0.0													
					소 각	5.8	5.8		0.1		3.1									2.6
					재 활 용	49.2	9.7	1.8	3.1		4.7	0.1								
					해역배출	0.0	0.0													
		D		발 생 량		20.6	4.5	0.0	0.0	0.0	0.6	0.0	0.0	0.0	0.0	0.0	3.9	0.0	0.0	0.0
				처리방법	매 립	2.0	0.0													
					소 각	0.9	0.9										0.9			
					재 활 용	17.7	3.6				0.6						3.0			
					해역배출	0.0	0.0													
		E		발 생 량		296.8	145.7	0.0	1.3	0.0	59.8	0.0	0.0	4.9	0.0	0.0	50.1	1.0	0.0	28.6
				처리방법	매 립	125.2	5.5							4.5				1.0		
					소 각	44.1	44.1				21.4									22.7
					재 활 용	127.1	95.7		1.3	0.0	38.4						50.1			5.9
					해역배출	0.4	0.4							0.4						
		F		발 생 량		3.0	2.0	0.0	0.0	0.0	2.0	0.0	0.0	0.0	0.0	0.0	0.0	0.0	0.0	0.0
				처리방법	매 립	0.9	0.0													
					소 각	0.0	0.0													
					재 활 용	2.1	2.0				2.0									
					해역배출	0.0	0.0													
		G		발 생 량		9.2	4.4	0.0	0.5	0.0	2.4	0.0	0.0	0.0	0.0	0.0	0.0	1.5	0.0	0.0
				처리방법	매 립	4.8	0.0													
					소 각	0.6	0.6		0.2		0.4									
					재 활 용	3.8	3.8		0.3		2.0							1.5		
					해역배출	0.0	0.0													
		H		발 생 량		0.1	0.0	0.0	0.0	0.0	0.0	0.0	0.0	0.0	0.0	0.0	0.0	0.0	0.0	0.0
				처리방법	매 립	0.1	0.0													
					소 각	0.0	0.0													
					재 활 용	0.0	0.0													
					해역배출	0.0	0.0													
		M		발 생 량		0.0	0.0	0.0	0.0	0.0	0.0	0.0	0.0	0.0	0.0	0.0	0.0	0.0	0.0	0.0
				처리방법	매 립	0.0	0.0													
					소 각	0.0	0.0													
					재 활 용	0.0	0.0													
					해역배출	0.0	0.0													
		N		발 생 량		0.2	0.2	0.0	0.0	0.0	0.2	0.0	0.0	0.0	0.0	0.0	0.0	0.0	0.0	0.0
				처리방법	매 립	0.0	0.0													
					소 각	0.0	0.0													
					재 활 용	0.2	0.2				0.2									
					해역배출	0.0	0.0													
		O		발 생 량		53.6	42.5	0.0	1.0	0.0	1.1	0.6	0.0	0.0	0.0	0.0	11.8	28.0	0.0	0.0
				처리방법	매 립	14.8	8.8										8.8			
					소 각	6.9	6.9				1.1						0.8	5.0		
					재 활 용	31.9	26.8		1.0			0.6					2.2	23.0		
					해역배출	0.0	0.0													

(단위:톤/일)

구분		업종		발생량 및 처리현황	불 연 성															
시도	시군구	대분류	중분류		소계	광재류	연소재	소각재	분진류	폐주물사 모래류	폐금속류	폐석회 석고류	폐촉매	폐흡착재폐흡수재	유리·도자기편류	무기성오니류				기타
																폐수처리오니	공정오니	정수처리오니	하수처리오니	
경남	창원시	C	30	발 생 량	0.4	0.0	0.0	0.0	0.2	0.0	0.0	0.0	0.0	0.2	0.0	0.0	0.0	0.0	0.0	0.0
				처리방법 매 립	0.0															
				처리방법 소 각	0.0															
				처리방법 재 활 용	0.4	0.0	0.0	0.0	0.2	0.0	0.0	0.0	0.0	0.2	0.0	0.0	0.0	0.0	0.0	0.0
				처리방법 해역배출	0.0															
		C	31	발 생 량	14.4	3.6	0.0	0.0	7.9	1.7	0.0	0.0	0.0	0.8	0.0	0.4	0.0	0.0	0.0	0.0
				처리방법 매 립	2.9	0.9				1.6						0.4				
				처리방법 소 각	0.0															
				처리방법 재 활 용	11.5	2.7			7.9	0.1				0.8						
				처리방법 해역배출	0.0															
		C	33	발 생 량	68.7	6.5	0.0	0.0	9.1	24.2	4.5	0.0	0.0	0.1	0.8	1.9	18.8	0.0	0.0	2.8
				처리방법 매 립	29.2	0.4			1.7	24.2					0.8	1.6	0.5			
				처리방법 소 각	0.0															
				처리방법 재 활 용	39.5	6.1			7.4		4.5			0.1		0.3	18.3			2.8
				처리방법 해역배출	0.0															
		D		발 생 량	16.1	0.0	0.0	0.0	0.0	0.0	0.0	0.0	0.0	0.3	0.0	0.0	0.0	12.7	0.0	3.1
				처리방법 매 립	2.0													2.0		
				처리방법 소 각	0.0															
				처리방법 재 활 용	14.1									0.3				10.7		3.1
				처리방법 해역배출	0.0															
		E		발 생 량	151.1	0.0	0.0	99.8	0.0	0.0	0.0	0.0	0.0	0.0	0.9	0.0	7.7	0.0	0.0	42.7
				처리방법 매 립	119.7			99.8							0.9		7.7			11.3
				처리방법 소 각	0.0															
				처리방법 재 활 용	31.4															31.4
				처리방법 해역배출	0.0															
		F		발 생 량	1.0	0.0	0.0	0.0	0.0	0.1	0.0	0.0	0.0	0.0	0.0	0.7	0.1	0.0	0.0	0.1
				처리방법 매 립	0.9					0.1						0.7	0.1			
				처리방법 소 각	0.0															
				처리방법 재 활 용	0.1															0.1
				처리방법 해역배출	0.0															
		G		발 생 량	4.8	0.0	0.0	0.0	0.0	0.0	0.0	0.0	0.0	0.0	0.0	4.8	0.0	0.0	0.0	0.0
				처리방법 매 립	4.8											4.8				
				처리방법 소 각	0.0															
				처리방법 재 활 용	0.0															
				처리방법 해역배출	0.0															
		H		발 생 량	0.1	0.0	0.0	0.0	0.1	0.0	0.0	0.0	0.0	0.0	0.0	0.0	0.0	0.0	0.0	0.0
				처리방법 매 립	0.1				0.1											
				처리방법 소 각	0.0															
				처리방법 재 활 용	0.0															
				처리방법 해역배출	0.0															
		M		발 생 량	0.0	0.0	0.0	0.0	0.0	0.0	0.0	0.0	0.0	0.0	0.0	0.0	0.0	0.0	0.0	0.0
				처리방법 매 립	0.0															
				처리방법 소 각	0.0															
				처리방법 재 활 용	0.0															
				처리방법 해역배출	0.0															
		N		발 생 량	0.0	0.0	0.0	0.0	0.0	0.0	0.0	0.0	0.0	0.0	0.0	0.0	0.0	0.0	0.0	0.0
				처리방법 매 립	0.0															
				처리방법 소 각	0.0															
				처리방법 재 활 용	0.0															
				처리방법 해역배출	0.0															
		O		발 생 량	11.1	0.6	0.0	4.0	0.0	0.0	0.0	0.0	0.0	0.5	0.0	0.3	0.7	4.6	0.0	0.4
				처리방법 매 립	6.0	0.6		4.0								0.3	0.7			0.4
				처리방법 소 각	0.0															
				처리방법 재 활 용	5.1									0.5				4.6		
				처리방법 해역배출	0.0															

(단위:톤/일)

지역구분		업종		발생량 및 처리현황		총계	가 연 성														
시도	시군구	대분류	중분류				소계	폐지류	폐목재류	폐합성고분자화합물				유기성오니류				동식물성잔재물	폐식용유	기타
										폐섬유류	폐합성 수지	폐합성 고무	폐피혁	폐수처리오니	공정오니	정수 처리오니	하수 처리오니			
경남	창원시	Q		발 생 량		2.0	2.0	0.0	0.0	0.0	0.0	0.0	0.0	0.0	0.0	0.0	0.0	0.4	0.0	1.6
				처리방법	매 립	0.0	0.0													
					소 각	1.6	1.6													1.6
					재 활 용	0.4	0.4											0.4		
					해역배출	0.0	0.0													
		R		발 생 량		0.3	0.0	0.0	0.0	0.0	0.0	0.0	0.0	0.0	0.0	0.0	0.0	0.0	0.0	0.0
				처리방법	매 립	0.3	0.0													
					소 각	0.0	0.0													
					재 활 용	0.0	0.0													
					해역배출	0.0	0.0													
		S		발 생 량		80.2	31.4	0.0	0.0	0.0	0.1	0.0	0.0	20.9	10.4	0.0	0.0	0.0	0.0	0.0
				처리방법	매 립	48.8	0.0													
					소 각	0.0	0.0													
					재 활 용	10.5	10.5				0.1				10.4					
					해역배출	20.9	20.9							20.9						
	진주시	소계		발 생 량		249.3	135.0	0.1	1.3	0.1	36.3	1.5	0.0	74.2	0.0	0.0	4.0	10.7	0.0	6.8
				처리방법	매 립	49.3	8.5	0.0	0.0	0.0	0.0	0.0	0.0	0.4	0.0	0.0	4.0	0.0	0.0	4.1
					소 각	3.8	3.8	0.1	0.1	0.1	1.3	0.5	0.0	1.2	0.0	0.0	0.0	0.0	0.0	0.5
					재 활 용	153.4	79.9	0.0	1.2	0.0	35.0	1.0	0.0	30.2	0.0	0.0	0.0	10.3	0.0	2.2
					해역배출	42.8	42.8	0.0	0.0	0.0	0.0	0.0	0.0	42.4	0.0	0.0	0.0	0.4	0.0	0.0
		S		발 생 량		0.2	0.2	0.0	0.0	0.0	0.2	0.0	0.0	0.0	0.0	0.0	0.0	0.0	0.0	0.0
				처리방법	매 립	0.0	0.0	0.0	0.0	0.0	0.0	0.0	0.0	0.0	0.0	0.0	0.0	0.0	0.0	0.0
					소 각	0.1	0.1	0.0	0.0	0.0	0.1	0.0	0.0	0.0	0.0	0.0	0.0	0.0	0.0	0.0
					재 활 용	0.1	0.1	0.0	0.0	0.0	0.1	0.0	0.0	0.0	0.0	0.0	0.0	0.0	0.0	0.0
					해역배출	0.0	0.0	0.0	0.0	0.0	0.0	0.0	0.0	0.0	0.0	0.0	0.0	0.0	0.0	0.0
		E		발 생 량		57.3	41.7	0.0	0.4	0.0	4.3	0.0	0.0	26.3	0.0	0.0	4.0	0.0	0.0	6.7
				처리방법	매 립	21.5	8.1	0.0	0.0	0.0	0.0	0.0	0.0	0.0	0.0	0.0	4.0	0.0	0.0	4.1
					소 각	2.4	2.4	0.0	0.0	0.0	0.9	0.0	0.0	1.1	0.0	0.0	0.0	0.0	0.0	0.4
					재 활 용	8.2	6.0	0.0	0.4	0.0	3.4	0.0	0.0	0.0	0.0	0.0	0.0	0.0	0.0	2.2
					해역배출	25.2	25.2	0.0	0.0	0.0	0.0	0.0	0.0	25.2	0.0	0.0	0.0	0.0	0.0	0.0
		D		발 생 량		13.4	0.0	0.0	0.0	0.0	0.0	0.0	0.0	0.0	0.0	0.0	0.0	0.0	0.0	0.0
				처리방법	매 립	2.2	0.0	0.0	0.0	0.0	0.0	0.0	0.0	0.0	0.0	0.0	0.0	0.0	0.0	0.0
					소 각	0.0	0.0	0.0	0.0	0.0	0.0	0.0	0.0	0.0	0.0	0.0	0.0	0.0	0.0	0.0
					재 활 용	11.2	0.0	0.0	0.0	0.0	0.0	0.0	0.0	0.0	0.0	0.0	0.0	0.0	0.0	0.0
					해역배출	0.0	0.0	0.0	0.0	0.0	0.0	0.0	0.0	0.0	0.0	0.0	0.0	0.0	0.0	0.0
		C	10	발 생 량		16.5	15.8	0.0	0.0	0.0	0.1	0.0	0.0	5.0	0.0	0.0	0.0	10.7	0.0	0.0
				처리방법	매 립	0.8	0.1	0.0	0.0	0.0	0.0	0.0	0.0	0.1	0.0	0.0	0.0	0.0	0.0	0.0
					소 각	0.1	0.1	0.0	0.0	0.0	0.0	0.0	0.0	0.1	0.0	0.0	0.0	0.0	0.0	0.0
					재 활 용	10.6	10.6	0.0	0.0	0.0	0.1	0.0	0.0	0.2	0.0	0.0	0.0	10.3	0.0	0.0
					해역배출	5.0	5.0	0.0	0.0	0.0	0.0	0.0	0.0	4.6	0.0	0.0	0.0	0.4	0.0	0.0
		C	17	발 생 량		68.7	44.1	0.0	0.7	0.0	0.8	0.0	0.0	42.6	0.0	0.0	0.0	0.0	0.0	0.0
				처리방법	매 립	23.1	0.0	0.0	0.0	0.0	0.0	0.0	0.0	0.0	0.0	0.0	0.0	0.0	0.0	0.0
					소 각	0.0	0.0	0.0	0.0	0.0	0.0	0.0	0.0	0.0	0.0	0.0	0.0	0.0	0.0	0.0
					재 활 용	33.0	31.5	0.0	0.7	0.0	0.8	0.0	0.0	30.0	0.0	0.0	0.0	0.0	0.0	0.0
					해역배출	12.6	12.6	0.0	0.0	0.0	0.0	0.0	0.0	12.6	0.0	0.0	0.0	0.0	0.0	0.0
		C	20	발 생 량		1.5	0.3	0.0	0.0	0.0	0.0	0.0	0.0	0.3	0.0	0.0	0.0	0.0	0.0	0.0
				처리방법	매 립	0.6	0.3	0.0	0.0	0.0	0.0	0.0	0.0	0.3	0.0	0.0	0.0	0.0	0.0	0.0
					소 각	0.0	0.0	0.0	0.0	0.0	0.0	0.0	0.0	0.0	0.0	0.0	0.0	0.0	0.0	0.0
					재 활 용	0.9	0.0	0.0	0.0	0.0	0.0	0.0	0.0	0.0	0.0	0.0	0.0	0.0	0.0	0.0
					해역배출	0.0	0.0	0.0	0.0	0.0	0.0	0.0	0.0	0.0	0.0	0.0	0.0	0.0	0.0	0.0
		C	21	발 생 량		0.0	0.0	0.0	0.0	0.0	0.0	0.0	0.0	0.0	0.0	0.0	0.0	0.0	0.0	0.0
				처리방법	매 립	0.0	0.0	0.0	0.0	0.0	0.0	0.0	0.0	0.0	0.0	0.0	0.0	0.0	0.0	0.0
					소 각	0.0	0.0	0.0	0.0	0.0	0.0	0.0	0.0	0.0	0.0	0.0	0.0	0.0	0.0	0.0
					재 활 용	0.0	0.0	0.0	0.0	0.0	0.0	0.0	0.0	0.0	0.0	0.0	0.0	0.0	0.0	0.0
					해역배출	0.0	0.0	0.0	0.0	0.0	0.0	0.0	0.0	0.0	0.0	0.0	0.0	0.0	0.0	0.0

(단위:톤/일)

구분		업종		발생량 및 처리현황	불 연 성															
시도	시군구	대분류	중분류		소계	광재류	연소재	소각재	분진류	폐주물사 모래류	폐금속류	폐석회 석고류	폐촉매	폐흡착재폐흡수재	유리·도자기편류	무기성오니류				기타
																폐수처리오니	공정오니	정수처리오니	하수처리오니	
경남	창원시	Q		발 생 량	0.0	0.0	0.0	0.0	0.0	0.0	0.0	0.0	0.0	0.0	0.0	0.0	0.0	0.0	0.0	0.0
				처리방법 매 립	0.0															
				처리방법 소 각	0.0															
				처리방법 재 활 용	0.0															
				처리방법 해역배출	0.0															
		R		발 생 량	0.3	0.0	0.0	0.0	0.0	0.0	0.0	0.3	0.0	0.0	0.0	0.0	0.0	0.0	0.0	0.0
				처리방법 매 립	0.3							0.3								
				처리방법 소 각	0.0															
				처리방법 재 활 용	0.0															
				처리방법 해역배출	0.0															
		S		발 생 량	48.8	0.0	0.0	48.8	0.0	0.0	0.0	0.0	0.0	0.0	0.0	0.0	0.0	0.0	0.0	0.0
				처리방법 매 립	48.8			48.8												
				처리방법 소 각	0.0															
				처리방법 재 활 용	0.0															
				처리방법 해역배출	0.0															
	진주시	소계		발 생 량	114.3	0.2	9.3	9.8	2.6	37.1	0.0	0.4	0.0	0.2	10.3	9.6	2.8	11.5	14.2	6.3
				처리방법 매 립	40.8	0.0	9.3	9.8	0.3	0.0	0.0	0.0	0.0	0.1	0.3	0.1	2.2	2.2	12.4	4.1
				처리방법 소 각	0.0	0.0	0.0	0.0	0.0	0.0	0.0	0.0	0.0	0.0	0.0	0.0	0.0	0.0	0.0	0.0
				처리방법 재 활 용	73.5	0.2	0.0	0.0	2.3	37.1	0.0	0.4	0.0	0.1	10.0	9.5	0.6	9.3	1.8	2.2
				처리방법 해역배출	0.0	0.0	0.0	0.0	0.0	0.0	0.0	0.0	0.0	0.0	0.0	0.0	0.0	0.0	0.0	0.0
		S		발 생 량	0.0	0.0	0.0	0.0	0.0	0.0	0.0	0.0	0.0	0.0	0.0	0.0	0.0	0.0	0.0	0.0
				처리방법 매 립	0.0	0.0	0.0	0.0	0.0	0.0	0.0	0.0	0.0	0.0	0.0	0.0	0.0	0.0	0.0	0.0
				처리방법 소 각	0.0	0.0	0.0	0.0	0.0	0.0	0.0	0.0	0.0	0.0	0.0	0.0	0.0	0.0	0.0	0.0
				처리방법 재 활 용	0.0	0.0	0.0	0.0	0.0	0.0	0.0	0.0	0.0	0.0	0.0	0.0	0.0	0.0	0.0	0.0
				처리방법 해역배출	0.0	0.0	0.0	0.0	0.0	0.0	0.0	0.0	0.0	0.0	0.0	0.0	0.0	0.0	0.0	0.0
		E		발 생 량	15.6	0.0	0.0	0.1	0.0	0.0	0.0	0.0	0.0	0.0	0.0	0.0	0.9	0.0	14.2	0.4
				처리방법 매 립	13.4	0.0	0.0	0.1	0.0	0.0	0.0	0.0	0.0	0.0	0.0	0.0	0.5	0.0	12.4	0.4
				처리방법 소 각	0.0	0.0	0.0	0.0	0.0	0.0	0.0	0.0	0.0	0.0	0.0	0.0	0.0	0.0	0.0	0.0
				처리방법 재 활 용	2.2	0.0	0.0	0.0	0.0	0.0	0.0	0.0	0.0	0.0	0.0	0.0	0.4	0.0	1.8	0.0
				처리방법 해역배출	0.0	0.0	0.0	0.0	0.0	0.0	0.0	0.0	0.0	0.0	0.0	0.0	0.0	0.0	0.0	0.0
		D		발 생 량	13.4	0.0	0.0	0.0	0.5	0.0	0.0	0.0	0.0	0.0	0.0	1.4	0.0	11.5	0.0	0.0
				처리방법 매 립	2.2	0.0	0.0	0.0	0.0	0.0	0.0	0.0	0.0	0.0	0.0	0.0	0.0	2.2	0.0	0.0
				처리방법 소 각	0.0	0.0	0.0	0.0	0.0	0.0	0.0	0.0	0.0	0.0	0.0	0.0	0.0	0.0	0.0	0.0
				처리방법 재 활 용	11.2	0.0	0.0	0.0	0.5	0.0	0.0	0.0	0.0	0.0	0.0	1.4	0.0	9.3	0.0	0.0
				처리방법 해역배출	0.0	0.0	0.0	0.0	0.0	0.0	0.0	0.0	0.0	0.0	0.0	0.0	0.0	0.0	0.0	0.0
		C	10	발 생 량	0.7	0.0	0.0	0.0	0.0	0.0	0.0	0.0	0.0	0.0	0.0	0.0	0.7	0.0	0.0	0.0
				처리방법 매 립	0.7	0.0	0.0	0.0	0.0	0.0	0.0	0.0	0.0	0.0	0.0	0.0	0.7	0.0	0.0	0.0
				처리방법 소 각	0.0	0.0	0.0	0.0	0.0	0.0	0.0	0.0	0.0	0.0	0.0	0.0	0.0	0.0	0.0	0.0
				처리방법 재 활 용	0.0	0.0	0.0	0.0	0.0	0.0	0.0	0.0	0.0	0.0	0.0	0.0	0.0	0.0	0.0	0.0
				처리방법 해역배출	0.0	0.0	0.0	0.0	0.0	0.0	0.0	0.0	0.0	0.0	0.0	0.0	0.0	0.0	0.0	0.0
		C	17	발 생 량	24.6	0.0	9.3	9.7	0.0	0.0	0.0	0.0	0.0	0.1	0.0	1.4	0.4	0.0	0.0	3.7
				처리방법 매 립	23.1	0.0	9.3	9.7	0.0	0.0	0.0	0.0	0.0	0.0	0.0	0.0	0.4	0.0	0.0	3.7
				처리방법 소 각	0.0	0.0	0.0	0.0	0.0	0.0	0.0	0.0	0.0	0.0	0.0	0.0	0.0	0.0	0.0	0.0
				처리방법 재 활 용	1.5	0.0	0.0	0.0	0.0	0.0	0.0	0.0	0.0	0.1	0.0	1.4	0.0	0.0	0.0	0.0
				처리방법 해역배출	0.0	0.0	0.0	0.0	0.0	0.0	0.0	0.0	0.0	0.0	0.0	0.0	0.0	0.0	0.0	0.0
		C	20	발 생 량	1.2	0.0	0.0	0.0	0.0	0.0	0.0	0.4	0.0	0.1	0.0	0.0	0.2	0.0	0.0	0.5
				처리방법 매 립	0.3	0.0	0.0	0.0	0.0	0.0	0.0	0.0	0.0	0.1	0.0	0.0	0.2	0.0	0.0	0.0
				처리방법 소 각	0.0	0.0	0.0	0.0	0.0	0.0	0.0	0.0	0.0	0.0	0.0	0.0	0.0	0.0	0.0	0.0
				처리방법 재 활 용	0.9	0.0	0.0	0.0	0.0	0.0	0.0	0.4	0.0	0.0	0.0	0.0	0.0	0.0	0.0	0.5
				처리방법 해역배출	0.0	0.0	0.0	0.0	0.0	0.0	0.0	0.0	0.0	0.0	0.0	0.0	0.0	0.0	0.0	0.0
		C	21	발 생 량	0.0	0.0	0.0	0.0	0.0	0.0	0.0	0.0	0.0	0.0	0.0	0.0	0.0	0.0	0.0	0.0
				처리방법 매 립	0.0	0.0	0.0	0.0	0.0	0.0	0.0	0.0	0.0	0.0	0.0	0.0	0.0	0.0	0.0	0.0
				처리방법 소 각	0.0	0.0	0.0	0.0	0.0	0.0	0.0	0.0	0.0	0.0	0.0	0.0	0.0	0.0	0.0	0.0
				처리방법 재 활 용	0.0	0.0	0.0	0.0	0.0	0.0	0.0	0.0	0.0	0.0	0.0	0.0	0.0	0.0	0.0	0.0
				처리방법 해역배출	0.0	0.0	0.0	0.0	0.0	0.0	0.0	0.0	0.0	0.0	0.0	0.0	0.0	0.0	0.0	0.0

(단위:톤/일)

지역구분		업종		발생량 및 처리현황		총계	가 연 성														
시도	시군구	대분류	중분류				소계	폐지류	폐목재류	폐합성고분자화합물				유기성오니류				동식물성잔재물	폐식용유	기타
										폐섬유류	폐합성 수지	폐합성 고무	폐피혁	폐수처리오니	공정오니	정수 처리오니	하수 처리오니			
경남	진주시	C	22	발 생 량		1.2	1.2	0.1	0.1	0.1	0.3	0.5	0.0	0.0	0.0	0.0	0.0	0.0	0.0	0.1
				처리방법	매 립	0.0	0.0	0.0	0.0	0.0	0.0	0.0	0.0	0.0	0.0	0.0	0.0	0.0	0.0	0.0
					소 각	1.2	1.2	0.1	0.1	0.1	0.3	0.5	0.0	0.0	0.0	0.0	0.0	0.0	0.0	0.1
					재 활 용	0.0	0.0	0.0	0.0	0.0	0.0	0.0	0.0	0.0	0.0	0.0	0.0	0.0	0.0	0.0
					해역배출	0.0	0.0	0.0	0.0	0.0	0.0	0.0	0.0	0.0	0.0	0.0	0.0	0.0	0.0	0.0
		C	23	발 생 량		20.2	0.1	0.0	0.0	0.0	0.1	0.0	0.0	0.0	0.0	0.0	0.0	0.0	0.0	0.0
				처리방법	매 립	0.6	0.0	0.0	0.0	0.0	0.0	0.0	0.0	0.0	0.0	0.0	0.0	0.0	0.0	0.0
					소 각	0.0	0.0	0.0	0.0	0.0	0.0	0.0	0.0	0.0	0.0	0.0	0.0	0.0	0.0	0.0
					재 활 용	19.6	0.1	0.0	0.0	0.0	0.1	0.0	0.0	0.0	0.0	0.0	0.0	0.0	0.0	0.0
					해역배출	0.0	0.0	0.0	0.0	0.0	0.0	0.0	0.0	0.0	0.0	0.0	0.0	0.0	0.0	0.0
		C	24	발 생 량		37.9	0.1	0.0	0.0	0.0	0.1	0.0	0.0	0.0	0.0	0.0	0.0	0.0	0.0	0.0
				처리방법	매 립	0.4	0.0	0.0	0.0	0.0	0.0	0.0	0.0	0.0	0.0	0.0	0.0	0.0	0.0	0.0
					소 각	0.0	0.0	0.0	0.0	0.0	0.0	0.0	0.0	0.0	0.0	0.0	0.0	0.0	0.0	0.0
					재 활 용	37.5	0.1	0.0	0.0	0.0	0.1	0.0	0.0	0.0	0.0	0.0	0.0	0.0	0.0	0.0
					해역배출	0.0	0.0	0.0	0.0	0.0	0.0	0.0	0.0	0.0	0.0	0.0	0.0	0.0	0.0	0.0
		C	25	발 생 량		30.2	30.1	0.0	0.0	0.0	30.1	0.0	0.0	0.0	0.0	0.0	0.0	0.0	0.0	0.0
				처리방법	매 립	0.1	0.0	0.0	0.0	0.0	0.0	0.0	0.0	0.0	0.0	0.0	0.0	0.0	0.0	0.0
					소 각	0.0	0.0	0.0	0.0	0.0	0.0	0.0	0.0	0.0	0.0	0.0	0.0	0.0	0.0	0.0
					재 활 용	30.1	30.1	0.0	0.0	0.0	30.1	0.0	0.0	0.0	0.0	0.0	0.0	0.0	0.0	0.0
					해역배출	0.0	0.0	0.0	0.0	0.0	0.0	0.0	0.0	0.0	0.0	0.0	0.0	0.0	0.0	0.0
		C	29	발 생 량		0.3	0.2	0.0	0.1	0.0	0.1	0.0	0.0	0.0	0.0	0.0	0.0	0.0	0.0	0.0
				처리방법	매 립	0.0	0.0	0.0	0.0	0.0	0.0	0.0	0.0	0.0	0.0	0.0	0.0	0.0	0.0	0.0
					소 각	0.0	0.0	0.0	0.0	0.0	0.0	0.0	0.0	0.0	0.0	0.0	0.0	0.0	0.0	0.0
					재 활 용	0.3	0.2	0.0	0.1	0.0	0.1	0.0	0.0	0.0	0.0	0.0	0.0	0.0	0.0	0.0
					해역배출	0.0	0.0	0.0	0.0	0.0	0.0	0.0	0.0	0.0	0.0	0.0	0.0	0.0	0.0	0.0
		C	30	발 생 량		1.9	1.2	0.0	0.0	0.0	0.2	1.0	0.0	0.0	0.0	0.0	0.0	0.0	0.0	0.0
				처리방법	매 립	0.0	0.0	0.0	0.0	0.0	0.0	0.0	0.0	0.0	0.0	0.0	0.0	0.0	0.0	0.0
					소 각	0.0	0.0	0.0	0.0	0.0	0.0	0.0	0.0	0.0	0.0	0.0	0.0	0.0	0.0	0.0
					재 활 용	1.9	1.2	0.0	0.0	0.0	0.2	1.0	0.0	0.0	0.0	0.0	0.0	0.0	0.0	0.0
					해역배출	0.0	0.0	0.0	0.0	0.0	0.0	0.0	0.0	0.0	0.0	0.0	0.0	0.0	0.0	0.0
		C	33	발 생 량		0.0	0.0	0.0	0.0	0.0	0.0	0.0	0.0	0.0	0.0	0.0	0.0	0.0	0.0	0.0
				처리방법	매 립	0.0	0.0	0.0	0.0	0.0	0.0	0.0	0.0	0.0	0.0	0.0	0.0	0.0	0.0	0.0
					소 각	0.0	0.0	0.0	0.0	0.0	0.0	0.0	0.0	0.0	0.0	0.0	0.0	0.0	0.0	0.0
					재 활 용	0.0	0.0	0.0	0.0	0.0	0.0	0.0	0.0	0.0	0.0	0.0	0.0	0.0	0.0	0.0
					해역배출	0.0	0.0	0.0	0.0	0.0	0.0	0.0	0.0	0.0	0.0	0.0	0.0	0.0	0.0	0.0
	통영시	소계		발 생 량		297.7	43.9	0.0	8.5	0.0	26.7	0.0	0.0	0.6	0.0	0.0	8.1	0.0	0.0	0.0
				처리방법	매 립	20.3	0.0	0.0	0.0	0.0	0.0	0.0	0.0	0.0	0.0	0.0	0.0	0.0	0.0	0.0
					소 각	2.9	2.9	0.0	0.0	0.0	2.9	0.0	0.0	0.0	0.0	0.0	0.0	0.0	0.0	0.0
					재 활 용	273.9	40.4	0.0	8.5	0.0	23.8	0.0	0.0	0.0	0.0	0.0	8.1	0.0	0.0	0.0
					해역배출	0.6	0.6	0.0	0.0	0.0	0.0	0.0	0.0	0.6	0.0	0.0	0.0	0.0	0.0	0.0
		A		발 생 량		168.8	0.0	0.0	0.0	0.0	0.0	0.0	0.0	0.0	0.0	0.0	0.0	0.0	0.0	0.0
				처리방법	매 립	0.0	0.0													
					소 각	0.0	0.0													
					재 활 용	168.8	0.0													
					해역배출	0.0	0.0													
		C	10	발 생 량		54.2	0.6	0.0	0.0	0.0	0.0	0.0	0.0	0.6	0.0	0.0	0.0	0.0	0.0	0.0
				처리방법	매 립	0.0	0.0													
					소 각	0.0	0.0													
					재 활 용	53.6	0.0				0.0									
					해역배출	0.6	0.6							0.6						
		C	20	발 생 량		1.2	1.2	0.0	0.0	0.0	1.2	0.0	0.0	0.0	0.0	0.0	0.0	0.0	0.0	0.0
				처리방법	매 립	0.0	0.0													
					소 각	0.0	0.0													
					재 활 용	1.2	1.2				1.2									
					해역배출	0.0	0.0													

(단위:톤/일)

구분		업종		발생량 및 처리현황	불 연 성															
시도	시군구	대분류	중분류		소계	광재류	연소재	소각재	분진류	폐주물사 모래류	폐금속류	폐석회 석고류	폐촉매	폐흡착재폐흡수재	유리·도자기편류	무기성오니류				기타
																폐수처리오니	공정오니	정수처리오니	하수처리오니	
경남	진주시	C	22	발 생 량	0.0	0.0	0.0	0.0	0.0	0.0	0.0	0.0	0.0	0.0	0.0	0.0	0.0	0.0	0.0	0.0
				처리방법 매 립	0.0	0.0	0.0	0.0	0.0	0.0	0.0	0.0	0.0	0.0	0.0	0.0	0.0	0.0	0.0	0.0
				처리방법 소 각	0.0	0.0	0.0	0.0	0.0	0.0	0.0	0.0	0.0	0.0	0.0	0.0	0.0	0.0	0.0	0.0
				처리방법 재 활 용	0.0	0.0	0.0	0.0	0.0	0.0	0.0	0.0	0.0	0.0	0.0	0.0	0.0	0.0	0.0	0.0
				처리방법 해역배출	0.0	0.0	0.0	0.0	0.0	0.0	0.0	0.0	0.0	0.0	0.0	0.0	0.0	0.0	0.0	0.0
		C	23	발 생 량	20.1	0.0	0.0	0.0	1.3	0.0	0.0	0.0	0.0	0.0	10.3	6.4	0.4	0.0	0.0	1.7
				처리방법 매 립	0.6	0.0	0.0	0.0	0.0	0.0	0.0	0.0	0.0	0.0	0.3	0.1	0.2	0.0	0.0	0.0
				처리방법 소 각	0.0	0.0	0.0	0.0	0.0	0.0	0.0	0.0	0.0	0.0	0.0	0.0	0.0	0.0	0.0	0.0
				처리방법 재 활 용	19.5	0.0	0.0	0.0	1.3	0.0	0.0	0.0	0.0	0.0	10.0	6.3	0.2	0.0	0.0	1.7
				처리방법 해역배출	0.0	0.0	0.0	0.0	0.0	0.0	0.0	0.0	0.0	0.0	0.0	0.0	0.0	0.0	0.0	0.0
		C	24	발 생 량	37.8	0.2	0.0	0.0	0.3	37.1	0.0	0.0	0.0	0.0	0.0	0.0	0.2	0.0	0.0	0.0
				처리방법 매 립	0.4	0.0	0.0	0.0	0.2	0.0	0.0	0.0	0.0	0.0	0.0	0.0	0.2	0.0	0.0	0.0
				처리방법 소 각	0.0	0.0	0.0	0.0	0.0	0.0	0.0	0.0	0.0	0.0	0.0	0.0	0.0	0.0	0.0	0.0
				처리방법 재 활 용	37.4	0.2	0.0	0.0	0.1	37.1	0.0	0.0	0.0	0.0	0.0	0.0	0.0	0.0	0.0	0.0
				처리방법 해역배출	0.0	0.0	0.0	0.0	0.0	0.0	0.0	0.0	0.0	0.0	0.0	0.0	0.0	0.0	0.0	0.0
		C	25	발 생 량	0.1	0.0	0.0	0.0	0.1	0.0	0.0	0.0	0.0	0.0	0.0	0.0	0.0	0.0	0.0	0.0
				처리방법 매 립	0.1	0.0	0.0	0.0	0.1	0.0	0.0	0.0	0.0	0.0	0.0	0.0	0.0	0.0	0.0	0.0
				처리방법 소 각	0.0	0.0	0.0	0.0	0.0	0.0	0.0	0.0	0.0	0.0	0.0	0.0	0.0	0.0	0.0	0.0
				처리방법 재 활 용	0.0	0.0	0.0	0.0	0.0	0.0	0.0	0.0	0.0	0.0	0.0	0.0	0.0	0.0	0.0	0.0
				처리방법 해역배출	0.0	0.0	0.0	0.0	0.0	0.0	0.0	0.0	0.0	0.0	0.0	0.0	0.0	0.0	0.0	0.0
		C	29	발 생 량	0.1	0.0	0.0	0.0	0.1	0.0	0.0	0.0	0.0	0.0	0.0	0.0	0.0	0.0	0.0	0.0
				처리방법 매 립	0.0	0.0	0.0	0.0	0.0	0.0	0.0	0.0	0.0	0.0	0.0	0.0	0.0	0.0	0.0	0.0
				처리방법 소 각	0.0	0.0	0.0	0.0	0.0	0.0	0.0	0.0	0.0	0.0	0.0	0.0	0.0	0.0	0.0	0.0
				처리방법 재 활 용	0.1	0.0	0.0	0.0	0.1	0.0	0.0	0.0	0.0	0.0	0.0	0.0	0.0	0.0	0.0	0.0
				처리방법 해역배출	0.0	0.0	0.0	0.0	0.0	0.0	0.0	0.0	0.0	0.0	0.0	0.0	0.0	0.0	0.0	0.0
		C	30	발 생 량	0.7	0.0	0.0	0.0	0.3	0.0	0.0	0.0	0.0	0.0	0.0	0.4	0.0	0.0	0.0	0.0
				처리방법 매 립	0.0	0.0	0.0	0.0	0.0	0.0	0.0	0.0	0.0	0.0	0.0	0.0	0.0	0.0	0.0	0.0
				처리방법 소 각	0.0	0.0	0.0	0.0	0.0	0.0	0.0	0.0	0.0	0.0	0.0	0.0	0.0	0.0	0.0	0.0
				처리방법 재 활 용	0.7	0.0	0.0	0.0	0.3	0.0	0.0	0.0	0.0	0.0	0.0	0.4	0.0	0.0	0.0	0.0
				처리방법 해역배출	0.0	0.0	0.0	0.0	0.0	0.0	0.0	0.0	0.0	0.0	0.0	0.0	0.0	0.0	0.0	0.0
		C	33	발 생 량	0.0	0.0	0.0	0.0	0.0	0.0	0.0	0.0	0.0	0.0	0.0	0.0	0.0	0.0	0.0	0.0
				처리방법 매 립	0.0	0.0	0.0	0.0	0.0	0.0	0.0	0.0	0.0	0.0	0.0	0.0	0.0	0.0	0.0	0.0
				처리방법 소 각	0.0	0.0	0.0	0.0	0.0	0.0	0.0	0.0	0.0	0.0	0.0	0.0	0.0	0.0	0.0	0.0
				처리방법 재 활 용	0.0	0.0	0.0	0.0	0.0	0.0	0.0	0.0	0.0	0.0	0.0	0.0	0.0	0.0	0.0	0.0
				처리방법 해역배출	0.0	0.0	0.0	0.0	0.0	0.0	0.0	0.0	0.0	0.0	0.0	0.0	0.0	0.0	0.0	0.0
	통영시	소계		발 생 량	253.8	13.5	0.0	6.5	5.0	0.0	4.1	0.0	0.0	0.0	0.0	0.0	0.1	0.0	0.0	224.6
				처리방법 매 립	20.3	7.9	0.0	6.5	4.2	0.0	0.0	0.0	0.0	0.0	0.0	0.0	0.1	0.0	0.0	1.6
				처리방법 소 각	0.0	0.0	0.0	0.0	0.0	0.0	0.0	0.0	0.0	0.0	0.0	0.0	0.0	0.0	0.0	0.0
				처리방법 재 활 용	233.5	5.6	0.0	0.0	0.8	0.0	4.1	0.0	0.0	0.0	0.0	0.0	0.0	0.0	0.0	223.0
				처리방법 해역배출	0.0	0.0	0.0	0.0	0.0	0.0	0.0	0.0	0.0	0.0	0.0	0.0	0.0	0.0	0.0	0.0
		A		발 생 량	168.8	0.0	0.0	0.0	0.0	0.0	0.0	0.0	0.0	0.0	0.0	0.0	0.0	0.0	0.0	168.8
				처리방법 매 립	0.0															
				처리방법 소 각	0.0															
				처리방법 재 활 용	168.8															168.8
				처리방법 해역배출	0.0															
		C	10	발 생 량	53.6	0.0	0.0	0.0	0.0	0.0	0.0	0.0	0.0	0.0	0.0	0.0	0.0	0.0	0.0	53.6
				처리방법 매 립	0.0															
				처리방법 소 각	0.0															
				처리방법 재 활 용	53.6															53.6
				처리방법 해역배출	0.0															
		C	20	발 생 량	0.0	0.0	0.0	0.0	0.0	0.0	0.0	0.0	0.0	0.0	0.0	0.0	0.0	0.0	0.0	0.0
				처리방법 매 립	0.0															
				처리방법 소 각	0.0															
				처리방법 재 활 용	0.0															
				처리방법 해역배출	0.0															

(단위:톤/일)

지역구분		업종		발생량 및 처리현황		총계	가 연 성													
시도	시군구	대분류	중분류				소계	폐지류	폐목재류	폐합성고분자화합물				유기성오니류				동식물성잔재물	폐식용유	기타
										폐섬유류	폐합성 수지	폐합성 고무	폐피혁	폐수처리오니	공정오니	정수 처리오니	하수 처리오니			
경남	통영시	C	26	발 생 량		0.0	0.0	0.0	0.0	0.0	0.0	0.0	0.0	0.0	0.0	0.0	0.0	0.0	0.0	0.0
				처리방법	매 립	0.0	0.0													
					소 각	0.0	0.0				0.0									
					재 활 용	0.0	0.0													
					해역배출	0.0	0.0													
		C	31	발 생 량		49.1	30.0	0.0	8.2	0.0	21.8	0.0	0.0	0.0	0.0	0.0	0.0	0.0	0.0	0.0
				처리방법	매 립	12.1	0.0													
					소 각	0.5	0.5				0.5									
					재 활 용	36.5	29.5		8.2		21.3									
					해역배출	0.0	0.0													
		E		발 생 량		24.4	12.1	0.0	0.3	0.0	3.7	0.0	0.0	0.0	0.0	0.0	8.1	0.0	0.0	0.0
				처리방법	매 립	8.2	0.0													
					소 각	2.4	2.4				2.4									
					재 활 용	13.8	9.7		0.3		1.3						8.1			
					해역배출	0.0	0.0													
		F		발 생 량		0.0	0.0	0.0	0.0	0.0	0.0	0.0	0.0	0.0	0.0	0.0	0.0	0.0	0.0	0.0
				처리방법	매 립	0.0	0.0													
					소 각	0.0	0.0													
					재 활 용	0.0	0.0													
					해역배출	0.0	0.0													
	사천시	소계		발 생 량		190.2	110.4	0.0	18.2	0.0	37.0	0.3	0.0	10.1	0.2	0.0	28.8	0.0	0.2	15.6
				처리방법	매 립	32.2	4.4	0.0	0.0	0.0	1.1	0.0	0.0	2.6	0.0	0.0	0.6	0.0	0.0	0.1
					소 각	28.9	28.9	0.0	0.1	0.0	8.9	0.0	0.0	3.6	0.0	0.0	16.3	0.0	0.0	0.0
					재 활 용	125.9	73.9	0.0	18.1	0.0	27.0	0.3	0.0	0.9	0.1	0.0	11.9	0.0	0.2	15.4
					해역배출	3.2	3.2	0.0	0.0	0.0	0.0	0.0	0.0	3.0	0.1	0.0	0.0	0.0	0.0	0.1
		A		발 생 량		0.0	0.0	0.0	0.0	0.0	0.0	0.0	0.0	0.0	0.0	0.0	0.0	0.0	0.0	0.0
				처리방법	매 립	0.0	0.0	0.0	0.0	0.0	0.0	0.0	0.0	0.0	0.0	0.0	0.0	0.0	0.0	0.0
					소 각	0.0	0.0	0.0	0.0	0.0	0.0	0.0	0.0	0.0	0.0	0.0	0.0	0.0	0.0	0.0
					재 활 용	0.0	0.0	0.0	0.0	0.0	0.0	0.0	0.0	0.0	0.0	0.0	0.0	0.0	0.0	0.0
					해역배출	0.0	0.0	0.0	0.0	0.0	0.0	0.0	0.0	0.0	0.0	0.0	0.0	0.0	0.0	0.0
		C	10	발 생 량		14.3	12.3	0.0	0.0	0.0	0.6	0.0	0.0	1.3	0.1	0.0	0.0	0.0	0.2	10.1
				처리방법	매 립	0.4	0.0	0.0	0.0	0.0	0.0	0.0	0.0	0.0	0.0	0.0	0.0	0.0	0.0	0.0
					소 각	0.1	0.1	0.0	0.0	0.0	0.1	0.0	0.0	0.0	0.0	0.0	0.0	0.0	0.0	0.0
					재 활 용	12.4	10.8	0.0	0.0	0.0	0.5	0.0	0.0	0.0	0.1	0.0	0.0	0.0	0.2	10.0
					해역배출	1.4	1.4	0.0	0.0	0.0	0.0	0.0	0.0	1.3	0.0	0.0	0.0	0.0	0.0	0.1
		C	12	발 생 량		4.6	4.6	0.0	1.0	0.0	3.5	0.0	0.0	0.1	0.0	0.0	0.0	0.0	0.0	0.0
				처리방법	매 립	0.0	0.0	0.0	0.0	0.0	0.0	0.0	0.0	0.0	0.0	0.0	0.0	0.0	0.0	0.0
					소 각	0.7	0.7	0.0	0.0	0.0	0.6	0.0	0.0	0.1	0.0	0.0	0.0	0.0	0.0	0.0
					재 활 용	3.9	3.9	0.0	1.0	0.0	2.9	0.0	0.0	0.0	0.0	0.0	0.0	0.0	0.0	0.0
					해역배출	0.0	0.0	0.0	0.0	0.0	0.0	0.0	0.0	0.0	0.0	0.0	0.0	0.0	0.0	0.0
		C	16	발 생 량		1.9	1.8	0.0	1.6	0.0	0.2	0.0	0.0	0.0	0.0	0.0	0.0	0.0	0.0	0.0
				처리방법	매 립	0.1	0.0	0.0	0.0	0.0	0.0	0.0	0.0	0.0	0.0	0.0	0.0	0.0	0.0	0.0
					소 각	0.0	0.0	0.0	0.0	0.0	0.0	0.0	0.0	0.0	0.0	0.0	0.0	0.0	0.0	0.0
					재 활 용	1.8	1.8	0.0	1.6	0.0	0.2	0.0	0.0	0.0	0.0	0.0	0.0	0.0	0.0	0.0
					해역배출	0.0	0.0	0.0	0.0	0.0	0.0	0.0	0.0	0.0	0.0	0.0	0.0	0.0	0.0	0.0
		C	17	발 생 량		0.4	0.4	0.0	0.1	0.0	0.3	0.0	0.0	0.0	0.0	0.0	0.0	0.0	0.0	0.0
				처리방법	매 립	0.0	0.0	0.0	0.0	0.0	0.0	0.0	0.0	0.0	0.0	0.0	0.0	0.0	0.0	0.0
					소 각	0.3	0.3	0.0	0.0	0.0	0.3	0.0	0.0	0.0	0.0	0.0	0.0	0.0	0.0	0.0
					재 활 용	0.1	0.1	0.0	0.1	0.0	0.0	0.0	0.0	0.0	0.0	0.0	0.0	0.0	0.0	0.0
					해역배출	0.0	0.0	0.0	0.0	0.0	0.0	0.0	0.0	0.0	0.0	0.0	0.0	0.0	0.0	0.0
		C	20	발 생 량		0.1	0.1	0.0	0.0	0.0	0.1	0.0	0.0	0.0	0.0	0.0	0.0	0.0	0.0	0.0
				처리방법	매 립	0.0	0.0	0.0	0.0	0.0	0.0	0.0	0.0	0.0	0.0	0.0	0.0	0.0	0.0	0.0
					소 각	0.0	0.0	0.0	0.0	0.0	0.0	0.0	0.0	0.0	0.0	0.0	0.0	0.0	0.0	0.0
					재 활 용	0.1	0.1	0.0	0.0	0.0	0.1	0.0	0.0	0.0	0.0	0.0	0.0	0.0	0.0	0.0
					해역배출	0.0	0.0	0.0	0.0	0.0	0.0	0.0	0.0	0.0	0.0	0.0	0.0	0.0	0.0	0.0

(단위:톤/일)

구분		업종		발생량 및 처리현황	불 연 성															
시도	시군구	대분류	중분류		소계	광재류	연소재	소각재	분진류	폐주물사 모래류	폐금속류	폐석회 석고류	폐촉매	폐흡착재폐흡수재	유리·도자기편류	무기성오니류				기타
																폐수처리오니	공정오니	정수처리오니	하수처리오니	
경남	통영시	C	26	발 생 량	0.0	0.0	0.0	0.0	0.0	0.0	0.0	0.0	0.0	0.0	0.0	0.0	0.0	0.0	0.0	0.0
				처리방법 매 립	0.0															
				처리방법 소 각	0.0															
				처리방법 재 활 용	0.0															
				처리방법 해역배출	0.0															
		C	31	발 생 량	19.1	13.4	0.0	0.0	5.0	0.0	0.0	0.0	0.0	0.0	0.0	0.0	0.1	0.0	0.0	0.6
				처리방법 매 립	12.1	7.8			4.2	0.0							0.1			
				처리방법 소 각	0.0															
				처리방법 재 활 용	7.0	5.6			0.8											0.6
				처리방법 해역배출	0.0															
		E		발 생 량	12.3	0.1	0.0	6.5	0.0	0.0	4.1	0.0	0.0	0.0	0.0	0.0	0.0	0.0	0.0	1.6
				처리방법 매 립	8.2	0.1		6.5	0.0							0.0				1.6
				처리방법 소 각	0.0															
				처리방법 재 활 용	4.1						4.1									
				처리방법 해역배출	0.0															
		F		발 생 량	0.0	0.0	0.0	0.0	0.0	0.0	0.0	0.0	0.0	0.0	0.0	0.0	0.0	0.0	0.0	0.0
				처리방법 매 립	0.0												0.0			
				처리방법 소 각	0.0															
				처리방법 재 활 용	0.0															
				처리방법 해역배출	0.0															
	사천시	소계		발 생 량	79.8	7.0	0.0	12.1	3.0	18.4	0.0	0.0	0.0	0.4	6.7	0.6	4.9	9.0	1.5	16.2
				처리방법 매 립	27.8	7.0	0.0	12.1	0.9	2.4	0.0	0.0	0.0	0.0	0.0	0.6	2.1	0.0	1.5	1.2
				처리방법 소 각	0.0	0.0	0.0	0.0	0.0	0.0	0.0	0.0	0.0	0.0	0.0	0.0	0.0	0.0	0.0	0.0
				처리방법 재 활 용	52.0	0.0	0.0	0.0	2.1	16.0	0.0	0.0	0.0	0.4	6.7	0.0	2.8	9.0	0.0	15.0
				처리방법 해역배출	0.0	0.0	0.0	0.0	0.0	0.0	0.0	0.0	0.0	0.0	0.0	0.0	0.0	0.0	0.0	0.0
		A		발 생 량	0.0	0.0	0.0	0.0	0.0	0.0	0.0	0.0	0.0	0.0	0.0	0.0	0.0	0.0	0.0	0.0
				처리방법 매 립	0.0	0.0	0.0	0.0	0.0	0.0	0.0	0.0	0.0	0.0	0.0	0.0	0.0	0.0	0.0	0.0
				처리방법 소 각	0.0	0.0	0.0	0.0	0.0	0.0	0.0	0.0	0.0	0.0	0.0	0.0	0.0	0.0	0.0	0.0
				처리방법 재 활 용	0.0	0.0	0.0	0.0	0.0	0.0	0.0	0.0	0.0	0.0	0.0	0.0	0.0	0.0	0.0	0.0
				처리방법 해역배출	0.0	0.0	0.0	0.0	0.0	0.0	0.0	0.0	0.0	0.0	0.0	0.0	0.0	0.0	0.0	0.0
		C	10	발 생 량	2.0	0.0	0.0	0.0	0.0	0.0	0.0	0.0	0.0	0.0	0.0	0.0	0.0	0.0	0.0	2.0
				처리방법 매 립	0.4	0.0	0.0	0.0	0.0	0.0	0.0	0.0	0.0	0.0	0.0	0.0	0.0	0.0	0.0	0.4
				처리방법 소 각	0.0	0.0	0.0	0.0	0.0	0.0	0.0	0.0	0.0	0.0	0.0	0.0	0.0	0.0	0.0	0.0
				처리방법 재 활 용	1.6	0.0	0.0	0.0	0.0	0.0	0.0	0.0	0.0	0.0	0.0	0.0	0.0	0.0	0.0	1.6
				처리방법 해역배출	0.0	0.0	0.0	0.0	0.0	0.0	0.0	0.0	0.0	0.0	0.0	0.0	0.0	0.0	0.0	0.0
		C	12	발 생 량	0.0	0.0	0.0	0.0	0.0	0.0	0.0	0.0	0.0	0.0	0.0	0.0	0.0	0.0	0.0	0.0
				처리방법 매 립	0.0	0.0	0.0	0.0	0.0	0.0	0.0	0.0	0.0	0.0	0.0	0.0	0.0	0.0	0.0	0.0
				처리방법 소 각	0.0	0.0	0.0	0.0	0.0	0.0	0.0	0.0	0.0	0.0	0.0	0.0	0.0	0.0	0.0	0.0
				처리방법 재 활 용	0.0	0.0	0.0	0.0	0.0	0.0	0.0	0.0	0.0	0.0	0.0	0.0	0.0	0.0	0.0	0.0
				처리방법 해역배출	0.0	0.0	0.0	0.0	0.0	0.0	0.0	0.0	0.0	0.0	0.0	0.0	0.0	0.0	0.0	0.0
		C	16	발 생 량	0.1	0.0	0.0	0.0	0.0	0.0	0.0	0.0	0.0	0.0	0.0	0.0	0.0	0.0	0.0	0.1
				처리방법 매 립	0.1	0.0	0.0	0.0	0.0	0.0	0.0	0.0	0.0	0.0	0.0	0.0	0.0	0.0	0.0	0.1
				처리방법 소 각	0.0	0.0	0.0	0.0	0.0	0.0	0.0	0.0	0.0	0.0	0.0	0.0	0.0	0.0	0.0	0.0
				처리방법 재 활 용	0.0	0.0	0.0	0.0	0.0	0.0	0.0	0.0	0.0	0.0	0.0	0.0	0.0	0.0	0.0	0.0
				처리방법 해역배출	0.0	0.0	0.0	0.0	0.0	0.0	0.0	0.0	0.0	0.0	0.0	0.0	0.0	0.0	0.0	0.0
		C	17	발 생 량	0.0	0.0	0.0	0.0	0.0	0.0	0.0	0.0	0.0	0.0	0.0	0.0	0.0	0.0	0.0	0.0
				처리방법 매 립	0.0	0.0	0.0	0.0	0.0	0.0	0.0	0.0	0.0	0.0	0.0	0.0	0.0	0.0	0.0	0.0
				처리방법 소 각	0.0	0.0	0.0	0.0	0.0	0.0	0.0	0.0	0.0	0.0	0.0	0.0	0.0	0.0	0.0	0.0
				처리방법 재 활 용	0.0	0.0	0.0	0.0	0.0	0.0	0.0	0.0	0.0	0.0	0.0	0.0	0.0	0.0	0.0	0.0
				처리방법 해역배출	0.0	0.0	0.0	0.0	0.0	0.0	0.0	0.0	0.0	0.0	0.0	0.0	0.0	0.0	0.0	0.0
		C	20	발 생 량	0.0	0.0	0.0	0.0	0.0	0.0	0.0	0.0	0.0	0.0	0.0	0.0	0.0	0.0	0.0	0.0
				처리방법 매 립	0.0	0.0	0.0	0.0	0.0	0.0	0.0	0.0	0.0	0.0	0.0	0.0	0.0	0.0	0.0	0.0
				처리방법 소 각	0.0	0.0	0.0	0.0	0.0	0.0	0.0	0.0	0.0	0.0	0.0	0.0	0.0	0.0	0.0	0.0
				처리방법 재 활 용	0.0	0.0	0.0	0.0	0.0	0.0	0.0	0.0	0.0	0.0	0.0	0.0	0.0	0.0	0.0	0.0
				처리방법 해역배출	0.0	0.0	0.0	0.0	0.0	0.0	0.0	0.0	0.0	0.0	0.0	0.0	0.0	0.0	0.0	0.0

(단위:톤/일)

지역구분		업종		발생량 및 처리현황		총계	가 연 성													
시도	시군구	대분류	중분류				소계	폐지류	폐목재류	폐합성고분자화합물				유기성오니류				동식물성잔재물	폐식용유	기타
										폐섬유류	폐합성 수지	폐합성 고무	폐피혁	폐수처리오니	공정오니	정수 처리오니	하수 처리오니			
경남	사천시	C	23	발 생 량		10.4	0.7	0.0	0.7	0.0	0.0	0.0	0.0	0.0	0.0	0.0	0.0	0.0	0.0	0.0
				처리방법	매 립	0.7	0.0	0.0	0.0	0.0	0.0	0.0	0.0	0.0	0.0	0.0	0.0	0.0	0.0	0.0
					소 각	0.0	0.0	0.0	0.0	0.0	0.0	0.0	0.0	0.0	0.0	0.0	0.0	0.0	0.0	0.0
					재 활 용	9.7	0.7	0.0	0.7	0.0	0.0	0.0	0.0	0.0	0.0	0.0	0.0	0.0	0.0	0.0
					해역배출	0.0	0.0	0.0	0.0	0.0	0.0	0.0	0.0	0.0	0.0	0.0	0.0	0.0	0.0	0.0
		C	24	발 생 량		14.5	0.0	0.0	0.0	0.0	0.0	0.0	0.0	0.0	0.0	0.0	0.0	0.0	0.0	0.0
				처리방법	매 립	0.0	0.0	0.0	0.0	0.0	0.0	0.0	0.0	0.0	0.0	0.0	0.0	0.0	0.0	0.0
					소 각	0.0	0.0	0.0	0.0	0.0	0.0	0.0	0.0	0.0	0.0	0.0	0.0	0.0	0.0	0.0
					재 활 용	14.5	0.0	0.0	0.0	0.0	0.0	0.0	0.0	0.0	0.0	0.0	0.0	0.0	0.0	0.0
					해역배출	0.0	0.0	0.0	0.0	0.0	0.0	0.0	0.0	0.0	0.0	0.0	0.0	0.0	0.0	0.0
		C	25	발 생 량		5.0	0.8	0.0	0.2	0.0	0.6	0.0	0.0	0.0	0.0	0.0	0.0	0.0	0.0	0.0
				처리방법	매 립	2.7	0.0	0.0	0.0	0.0	0.0	0.0	0.0	0.0	0.0	0.0	0.0	0.0	0.0	0.0
					소 각	0.0	0.0	0.0	0.0	0.0	0.0	0.0	0.0	0.0	0.0	0.0	0.0	0.0	0.0	0.0
					재 활 용	2.3	0.8	0.0	0.2	0.0	0.6	0.0	0.0	0.0	0.0	0.0	0.0	0.0	0.0	0.0
					해역배출	0.0	0.0	0.0	0.0	0.0	0.0	0.0	0.0	0.0	0.0	0.0	0.0	0.0	0.0	0.0
		C	28	발 생 량		6.2	5.6	0.0	0.0	0.0	5.6	0.0	0.0	0.0	0.0	0.0	0.0	0.0	0.0	0.0
				처리방법	매 립	0.6	0.0	0.0	0.0	0.0	0.0	0.0	0.0	0.0	0.0	0.0	0.0	0.0	0.0	0.0
					소 각	0.0	0.0	0.0	0.0	0.0	0.0	0.0	0.0	0.0	0.0	0.0	0.0	0.0	0.0	0.0
					재 활 용	5.6	5.6	0.0	0.0	0.0	5.6	0.0	0.0	0.0	0.0	0.0	0.0	0.0	0.0	0.0
					해역배출	0.0	0.0	0.0	0.0	0.0	0.0	0.0	0.0	0.0	0.0	0.0	0.0	0.0	0.0	0.0
		C	29	발 생 량		4.3	0.8	0.0	0.4	0.0	0.4	0.0	0.0	0.0	0.0	0.0	0.0	0.0	0.0	0.0
				처리방법	매 립	1.1	0.0	0.0	0.0	0.0	0.0	0.0	0.0	0.0	0.0	0.0	0.0	0.0	0.0	0.0
					소 각	0.0	0.0	0.0	0.0	0.0	0.0	0.0	0.0	0.0	0.0	0.0	0.0	0.0	0.0	0.0
					재 활 용	3.2	0.8	0.0	0.4	0.0	0.4	0.0	0.0	0.0	0.0	0.0	0.0	0.0	0.0	0.0
					해역배출	0.0	0.0	0.0	0.0	0.0	0.0	0.0	0.0	0.0	0.0	0.0	0.0	0.0	0.0	0.0
		C	30	발 생 량		0.3	0.2	0.0	0.1	0.0	0.1	0.0	0.0	0.0	0.0	0.0	0.0	0.0	0.0	0.0
				처리방법	매 립	0.1	0.0	0.0	0.0	0.0	0.0	0.0	0.0	0.0	0.0	0.0	0.0	0.0	0.0	0.0
					소 각	0.0	0.0	0.0	0.0	0.0	0.0	0.0	0.0	0.0	0.0	0.0	0.0	0.0	0.0	0.0
					재 활 용	0.2	0.2	0.0	0.1	0.0	0.1	0.0	0.0	0.0	0.0	0.0	0.0	0.0	0.0	0.0
					해역배출	0.0	0.0	0.0	0.0	0.0	0.0	0.0	0.0	0.0	0.0	0.0	0.0	0.0	0.0	0.0
		C	31	발 생 량		20.8	11.1	0.0	4.4	0.0	5.8	0.0	0.0	0.4	0.0	0.0	0.0	0.0	0.0	0.5
				처리방법	매 립	7.4	0.4	0.0	0.0	0.0	0.0	0.0	0.0	0.4	0.0	0.0	0.0	0.0	0.0	0.0
					소 각	0.1	0.1	0.0	0.0	0.0	0.1	0.0	0.0	0.0	0.0	0.0	0.0	0.0	0.0	0.0
					재 활 용	13.3	10.6	0.0	4.4	0.0	5.7	0.0	0.0	0.0	0.0	0.0	0.0	0.0	0.0	0.5
					해역배출	0.0	0.0	0.0	0.0	0.0	0.0	0.0	0.0	0.0	0.0	0.0	0.0	0.0	0.0	0.0
		C	33	발 생 량		1.3	1.3	0.0	0.0	0.0	0.9	0.0	0.0	0.3	0.1	0.0	0.0	0.0	0.0	0.0
				처리방법	매 립	0.0	0.0	0.0	0.0	0.0	0.0	0.0	0.0	0.0	0.0	0.0	0.0	0.0	0.0	0.0
					소 각	0.0	0.0	0.0	0.0	0.0	0.0	0.0	0.0	0.0	0.0	0.0	0.0	0.0	0.0	0.0
					재 활 용	0.9	0.9	0.0	0.0	0.0	0.9	0.0	0.0	0.0	0.0	0.0	0.0	0.0	0.0	0.0
					해역배출	0.4	0.4	0.0	0.0	0.0	0.0	0.0	0.0	0.3	0.1	0.0	0.0	0.0	0.0	0.0
		D		발 생 량		11.1	0.0	0.0	0.0	0.0	0.0	0.0	0.0	0.0	0.0	0.0	0.0	0.0	0.0	0.0
				처리방법	매 립	0.1	0.0	0.0	0.0	0.0	0.0	0.0	0.0	0.0	0.0	0.0	0.0	0.0	0.0	0.0
					소 각	0.0	0.0	0.0	0.0	0.0	0.0	0.0	0.0	0.0	0.0	0.0	0.0	0.0	0.0	0.0
					재 활 용	11.0	0.0	0.0	0.0	0.0	0.0	0.0	0.0	0.0	0.0	0.0	0.0	0.0	0.0	0.0
					해역배출	0.0	0.0	0.0	0.0	0.0	0.0	0.0	0.0	0.0	0.0	0.0	0.0	0.0	0.0	0.0
		E		발 생 량		41.3	40.8	0.0	0.4	0.0	16.6	0.3	0.0	3.5	0.0	0.0	20.0	0.0	0.0	0.0
				처리방법	매 립	3.7	3.3	0.0	0.0	0.0	1.1	0.0	0.0	2.2	0.0	0.0	0.0	0.0	0.0	0.0
					소 각	21.9	21.9	0.0	0.1	0.0	7.8	0.0	0.0	0.0	0.0	0.0	14.0	0.0	0.0	0.0
					재 활 용	14.4	14.3	0.0	0.3	0.0	7.7	0.3	0.0	0.0	0.0	0.0	6.0	0.0	0.0	0.0
					해역배출	1.3	1.3	0.0	0.0	0.0	0.0	0.0	0.0	1.3	0.0	0.0	0.0	0.0	0.0	0.0
		F		발 생 량		9.3	8.4	0.0	8.0	0.0	0.0	0.0	0.0	0.4	0.0	0.0	0.0	0.0	0.0	0.0
				처리방법	매 립	0.8	0.0	0.0	0.0	0.0	0.0	0.0	0.0	0.0	0.0	0.0	0.0	0.0	0.0	0.0
					소 각	0.0	0.0	0.0	0.0	0.0	0.0	0.0	0.0	0.0	0.0	0.0	0.0	0.0	0.0	0.0
					재 활 용	8.5	8.4	0.0	8.0	0.0	0.0	0.0	0.0	0.4	0.0	0.0	0.0	0.0	0.0	0.0
					해역배출	0.0	0.0	0.0	0.0	0.0	0.0	0.0	0.0	0.0	0.0	0.0	0.0	0.0	0.0	0.0

(단위:톤/일)

구분		업종		발생량 및 처리현황		불 연 성															
시도	시군구	대분류	중분류			소계	광재류	연소재	소각재	분진류	폐주물사 모래류	폐금속류	폐석회 석고류	폐촉매	폐흡착재폐흡수재	유리·도자기편류	무기성오니류				기타
																	폐수처리오니	공정오니	정수처리오니	하수처리오니	
경남	사천시	C	23	발 생 량		9.7	0.0	0.0	0.0	0.0	0.0	0.0	0.0	0.0	0.0	6.7	0.0	1.1	0.0	0.0	1.9
				처리방법	매 립	0.7	0.0	0.0	0.0	0.0	0.0	0.0	0.0	0.0	0.0	0.0	0.0	0.7	0.0	0.0	0.0
					소 각	0.0	0.0	0.0	0.0	0.0	0.0	0.0	0.0	0.0	0.0	0.0	0.0	0.0	0.0	0.0	0.0
					재 활 용	9.0	0.0	0.0	0.0	0.0	0.0	0.0	0.0	0.0	0.0	6.7	0.0	0.4	0.0	0.0	1.9
					해역배출	0.0	0.0	0.0	0.0	0.0	0.0	0.0	0.0	0.0	0.0	0.0	0.0	0.0	0.0	0.0	0.0
		C	24	발 생 량		14.5	0.0	0.0	0.0	0.0	14.5	0.0	0.0	0.0	0.0	0.0	0.0	0.0	0.0	0.0	0.0
				처리방법	매 립	0.0	0.0	0.0	0.0	0.0	0.0	0.0	0.0	0.0	0.0	0.0	0.0	0.0	0.0	0.0	0.0
					소 각	0.0	0.0	0.0	0.0	0.0	0.0	0.0	0.0	0.0	0.0	0.0	0.0	0.0	0.0	0.0	0.0
					재 활 용	14.5	0.0	0.0	0.0	0.0	14.5	0.0	0.0	0.0	0.0	0.0	0.0	0.0	0.0	0.0	0.0
					해역배출	0.0	0.0	0.0	0.0	0.0	0.0	0.0	0.0	0.0	0.0	0.0	0.0	0.0	0.0	0.0	0.0
		C	25	발 생 량		4.2	0.3	0.0	0.0	1.2	2.5	0.0	0.0	0.0	0.0	0.0	0.0	0.0	0.0	0.0	0.2
				처리방법	매 립	2.7	0.3	0.0	0.0	0.0	2.4	0.0	0.0	0.0	0.0	0.0	0.0	0.0	0.0	0.0	0.0
					소 각	0.0	0.0	0.0	0.0	0.0	0.0	0.0	0.0	0.0	0.0	0.0	0.0	0.0	0.0	0.0	0.0
					재 활 용	1.5	0.0	0.0	0.0	1.2	0.1	0.0	0.0	0.0	0.0	0.0	0.0	0.0	0.0	0.0	0.2
					해역배출	0.0	0.0	0.0	0.0	0.0	0.0	0.0	0.0	0.0	0.0	0.0	0.0	0.0	0.0	0.0	0.0
		C	28	발 생 량		0.6	0.0	0.0	0.0	0.0	0.0	0.0	0.0	0.0	0.0	0.0	0.0	0.6	0.0	0.0	0.0
				처리방법	매 립	0.6	0.0	0.0	0.0	0.0	0.0	0.0	0.0	0.0	0.0	0.0	0.0	0.6	0.0	0.0	0.0
					소 각	0.0	0.0	0.0	0.0	0.0	0.0	0.0	0.0	0.0	0.0	0.0	0.0	0.0	0.0	0.0	0.0
					재 활 용	0.0	0.0	0.0	0.0	0.0	0.0	0.0	0.0	0.0	0.0	0.0	0.0	0.0	0.0	0.0	0.0
					해역배출	0.0	0.0	0.0	0.0	0.0	0.0	0.0	0.0	0.0	0.0	0.0	0.0	0.0	0.0	0.0	0.0
		C	29	발 생 량		3.5	0.5	0.0	0.0	0.4	0.0	0.0	0.0	0.0	0.1	0.0	0.0	2.4	0.0	0.0	0.1
				처리방법	매 립	1.1	0.5	0.0	0.0	0.4	0.0	0.0	0.0	0.0	0.0	0.0	0.0	0.1	0.0	0.0	0.1
					소 각	0.0	0.0	0.0	0.0	0.0	0.0	0.0	0.0	0.0	0.0	0.0	0.0	0.0	0.0	0.0	0.0
					재 활 용	2.4	0.0	0.0	0.0	0.0	0.0	0.0	0.0	0.0	0.1	0.0	0.0	2.3	0.0	0.0	0.0
					해역배출	0.0	0.0	0.0	0.0	0.0	0.0	0.0	0.0	0.0	0.0	0.0	0.0	0.0	0.0	0.0	0.0
		C	30	발 생 량		0.1	0.1	0.0	0.0	0.0	0.0	0.0	0.0	0.0	0.0	0.0	0.0	0.0	0.0	0.0	0.0
				처리방법	매 립	0.1	0.1	0.0	0.0	0.0	0.0	0.0	0.0	0.0	0.0	0.0	0.0	0.0	0.0	0.0	0.0
					소 각	0.0	0.0	0.0	0.0	0.0	0.0	0.0	0.0	0.0	0.0	0.0	0.0	0.0	0.0	0.0	0.0
					재 활 용	0.0	0.0	0.0	0.0	0.0	0.0	0.0	0.0	0.0	0.0	0.0	0.0	0.0	0.0	0.0	0.0
					해역배출	0.0	0.0	0.0	0.0	0.0	0.0	0.0	0.0	0.0	0.0	0.0	0.0	0.0	0.0	0.0	0.0
		C	31	발 생 량		9.7	5.9	0.0	0.0	1.3	1.4	0.0	0.0	0.0	0.3	0.0	0.0	0.8	0.0	0.0	0.0
				처리방법	매 립	7.0	5.9	0.0	0.0	0.4	0.0	0.0	0.0	0.0	0.0	0.0	0.0	0.7	0.0	0.0	0.0
					소 각	0.0	0.0	0.0	0.0	0.0	0.0	0.0	0.0	0.0	0.0	0.0	0.0	0.0	0.0	0.0	0.0
					재 활 용	2.7	0.0	0.0	0.0	0.9	1.4	0.0	0.0	0.0	0.3	0.0	0.0	0.1	0.0	0.0	0.0
					해역배출	0.0	0.0	0.0	0.0	0.0	0.0	0.0	0.0	0.0	0.0	0.0	0.0	0.0	0.0	0.0	0.0
		C	33	발 생 량		0.0	0.0	0.0	0.0	0.0	0.0	0.0	0.0	0.0	0.0	0.0	0.0	0.0	0.0	0.0	0.0
				처리방법	매 립	0.0	0.0	0.0	0.0	0.0	0.0	0.0	0.0	0.0	0.0	0.0	0.0	0.0	0.0	0.0	0.0
					소 각	0.0	0.0	0.0	0.0	0.0	0.0	0.0	0.0	0.0	0.0	0.0	0.0	0.0	0.0	0.0	0.0
					재 활 용	0.0	0.0	0.0	0.0	0.0	0.0	0.0	0.0	0.0	0.0	0.0	0.0	0.0	0.0	0.0	0.0
					해역배출	0.0	0.0	0.0	0.0	0.0	0.0	0.0	0.0	0.0	0.0	0.0	0.0	0.0	0.0	0.0	0.0
		D		발 생 량		11.1	0.0	0.0	0.0	0.1	0.0	0.0	0.0	0.0	0.0	0.0	0.0	0.0	9.0	0.0	2.0
				처리방법	매 립	0.1	0.0	0.0	0.0	0.1	0.0	0.0	0.0	0.0	0.0	0.0	0.0	0.0	0.0	0.0	0.0
					소 각	0.0	0.0	0.0	0.0	0.0	0.0	0.0	0.0	0.0	0.0	0.0	0.0	0.0	0.0	0.0	0.0
					재 활 용	11.0	0.0	0.0	0.0	0.0	0.0	0.0	0.0	0.0	0.0	0.0	0.0	0.0	9.0	0.0	2.0
					해역배출	0.0	0.0	0.0	0.0	0.0	0.0	0.0	0.0	0.0	0.0	0.0	0.0	0.0	0.0	0.0	0.0
		E		발 생 량		0.5	0.0	0.0	0.0	0.0	0.0	0.0	0.0	0.0	0.0	0.0	0.0	0.0	0.0	0.0	0.5
				처리방법	매 립	0.4	0.0	0.0	0.0	0.0	0.0	0.0	0.0	0.0	0.0	0.0	0.0	0.0	0.0	0.0	0.4
					소 각	0.0	0.0	0.0	0.0	0.0	0.0	0.0	0.0	0.0	0.0	0.0	0.0	0.0	0.0	0.0	0.0
					재 활 용	0.1	0.0	0.0	0.0	0.0	0.0	0.0	0.0	0.0	0.0	0.0	0.0	0.0	0.0	0.0	0.1
					해역배출	0.0	0.0	0.0	0.0	0.0	0.0	0.0	0.0	0.0	0.0	0.0	0.0	0.0	0.0	0.0	0.0
		F		발 생 량		0.9	0.0	0.0	0.0	0.0	0.0	0.0	0.0	0.0	0.0	0.0	0.6	0.0	0.0	0.0	0.3
				처리방법	매 립	0.8	0.0	0.0	0.0	0.0	0.0	0.0	0.0	0.0	0.0	0.0	0.6	0.0	0.0	0.0	0.2
					소 각	0.0	0.0	0.0	0.0	0.0	0.0	0.0	0.0	0.0	0.0	0.0	0.0	0.0	0.0	0.0	0.0
					재 활 용	0.1	0.0	0.0	0.0	0.0	0.0	0.0	0.0	0.0	0.0	0.0	0.0	0.0	0.0	0.0	0.1
					해역배출	0.0	0.0	0.0	0.0	0.0	0.0	0.0	0.0	0.0	0.0	0.0	0.0	0.0	0.0	0.0	0.0

(단위:톤/일)

지역구분		업종		발생량 및 처리현황		총계	가 연 성													
시도	시군구	대분류	중분류				소계	폐지류	폐목재류	폐합성고분자화합물				유기성오니류				동식물성잔재물	폐식용유	기타
										폐섬유류	폐합성 수지	폐합성 고무	폐피혁	폐수처리오니	공정오니	정수 처리오니	하수 처리오니			
경남	사천시	G		발생량		10.1	1.0	0.0	0.0	0.0	0.0	0.0	0.0	0.0	0.0	0.0	0.0	0.0	0.0	1.0
				처리방법	매 립	0.0	0.0	0.0	0.0	0.0	0.0	0.0	0.0	0.0	0.0	0.0	0.0	0.0	0.0	0.0
					소 각	0.0	0.0	0.0	0.0	0.0	0.0	0.0	0.0	0.0	0.0	0.0	0.0	0.0	0.0	0.0
					재 활 용	10.1	1.0	0.0	0.0	0.0	0.0	0.0	0.0	0.0	0.0	0.0	0.0	0.0	0.0	1.0
					해역배출	0.0	0.0	0.0	0.0	0.0	0.0	0.0	0.0	0.0	0.0	0.0	0.0	0.0	0.0	0.0
		H		발생량		0.7	0.5	0.0	0.0	0.0	0.4	0.0	0.0	0.0	0.0	0.0	0.0	0.0	0.0	0.1
				처리방법	매 립	0.3	0.1	0.0	0.0	0.0	0.0	0.0	0.0	0.0	0.0	0.0	0.0	0.0	0.0	0.1
					소 각	0.0	0.0	0.0	0.0	0.0	0.0	0.0	0.0	0.0	0.0	0.0	0.0	0.0	0.0	0.0
					재 활 용	0.4	0.4	0.0	0.0	0.0	0.4	0.0	0.0	0.0	0.0	0.0	0.0	0.0	0.0	0.0
					해역배출	0.0	0.0	0.0	0.0	0.0	0.0	0.0	0.0	0.0	0.0	0.0	0.0	0.0	0.0	0.0
		I		발생량		3.5	3.5	0.0	0.0	0.0	0.0	0.0	0.0	0.0	0.0	0.0	0.0	0.0	0.0	3.5
				처리방법	매 립	0.0	0.0	0.0	0.0	0.0	0.0	0.0	0.0	0.0	0.0	0.0	0.0	0.0	0.0	0.0
					소 각	0.0	0.0	0.0	0.0	0.0	0.0	0.0	0.0	0.0	0.0	0.0	0.0	0.0	0.0	0.0
					재 활 용	3.5	3.5	0.0	0.0	0.0	0.0	0.0	0.0	0.0	0.0	0.0	0.0	0.0	0.0	3.5
					해역배출	0.0	0.0	0.0	0.0	0.0	0.0	0.0	0.0	0.0	0.0	0.0	0.0	0.0	0.0	0.0
		J		발생량		0.0	0.0	0.0	0.0	0.0	0.0	0.0	0.0	0.0	0.0	0.0	0.0	0.0	0.0	0.0
				처리방법	매 립	0.0	0.0	0.0	0.0	0.0	0.0	0.0	0.0	0.0	0.0	0.0	0.0	0.0	0.0	0.0
					소 각	0.0	0.0	0.0	0.0	0.0	0.0	0.0	0.0	0.0	0.0	0.0	0.0	0.0	0.0	0.0
					재 활 용	0.0	0.0	0.0	0.0	0.0	0.0	0.0	0.0	0.0	0.0	0.0	0.0	0.0	0.0	0.0
					해역배출	0.0	0.0	0.0	0.0	0.0	0.0	0.0	0.0	0.0	0.0	0.0	0.0	0.0	0.0	0.0
		K		발생량		0.3	0.3	0.0	0.0	0.0	0.3	0.0	0.0	0.0	0.0	0.0	0.0	0.0	0.0	0.0
				처리방법	매 립	0.0	0.0	0.0	0.0	0.0	0.0	0.0	0.0	0.0	0.0	0.0	0.0	0.0	0.0	0.0
					소 각	0.0	0.0	0.0	0.0	0.0	0.0	0.0	0.0	0.0	0.0	0.0	0.0	0.0	0.0	0.0
					재 활 용	0.3	0.3	0.0	0.0	0.0	0.3	0.0	0.0	0.0	0.0	0.0	0.0	0.0	0.0	0.0
					해역배출	0.0	0.0	0.0	0.0	0.0	0.0	0.0	0.0	0.0	0.0	0.0	0.0	0.0	0.0	0.0
		O		발생량		29.4	15.8	0.0	1.0	0.0	1.6	0.0	0.0	4.0	0.0	0.0	8.8	0.0	0.0	0.4
				처리방법	매 립	14.2	0.6	0.0	0.0	0.0	0.0	0.0	0.0	0.0	0.0	0.0	0.6	0.0	0.0	0.0
					소 각	5.8	5.8	0.0	0.0	0.0	0.0	0.0	0.0	3.5	0.0	0.0	2.3	0.0	0.0	0.0
					재 활 용	9.4	9.4	0.0	1.0	0.0	1.6	0.0	0.0	0.5	0.0	0.0	5.9	0.0	0.0	0.4
					해역배출	0.0	0.0	0.0	0.0	0.0	0.0	0.0	0.0	0.0	0.0	0.0	0.0	0.0	0.0	0.0
		S		발생량		0.4	0.4	0.0	0.3	0.0	0.0	0.0	0.0	0.1	0.0	0.0	0.0	0.0	0.0	0.0
				처리방법	매 립	0.0	0.0	0.0	0.0	0.0	0.0	0.0	0.0	0.0	0.0	0.0	0.0	0.0	0.0	0.0
					소 각	0.0	0.0	0.0	0.0	0.0	0.0	0.0	0.0	0.0	0.0	0.0	0.0	0.0	0.0	0.0
					재 활 용	0.3	0.3	0.0	0.3	0.0	0.0	0.0	0.0	0.0	0.0	0.0	0.0	0.0	0.0	0.0
					해역배출	0.1	0.1	0.0	0.0	0.0	0.0	0.0	0.0	0.1	0.0	0.0	0.0	0.0	0.0	0.0
	김해시	소계		발생량		1,140.3	553.0	0.0	7.9	2.6	215.3	13.0	0.0	35.3	0.9	16.6	164.6	41.3	0.3	55.2
				처리방법	매 립	114.1	1.8	0.0	0.0	0.0	0.0	0.0	0.0	0.0	0.0	0.0	0.0	1.8	0.0	0.0
					소 각	44.4	44.4	0.0	0.1	0.1	44.0	0.1	0.0	0.0	0.0	0.0	0.0	0.0	0.0	0.1
					재 활 용	964.5	489.5	0.0	7.8	2.5	171.3	12.9	0.0	18.0	0.9	16.6	164.6	39.5	0.3	55.1
					해역배출	17.3	17.3	0.0	0.0	0.0	0.0	0.0	0.0	17.3	0.0	0.0	0.0	0.0	0.0	0.0
		C	10	발생량		113.0	89.3	0.0	0.0	0.0	4.2	0.0	0.0	35.3	0.0	0.0	0.0	41.3	0.3	8.2
				처리방법	매 립	25.5	1.8											1.8		
					소 각	2.6	2.6				2.6									
					재 활 용	67.6	67.6				1.6			18.0				39.5	0.3	8.2
					해역배출	17.3	17.3							17.3						
		C	13	발생량		2.8	2.5	0.0	0.0	1.1	0.6	0.0	0.0	0.0	0.8	0.0	0.0	0.0	0.0	0.0
				처리방법	매 립	0.3	0.0													
					소 각	0.3	0.3			0.1	0.2									
					재 활 용	2.2	2.2			1.0	0.4				0.8					
					해역배출	0.0	0.0													
		C	15	발생량		0.5	0.5	0.0	0.0	0.0	0.5	0.0	0.0	0.0	0.0	0.0	0.0	0.0	0.0	0.0
				처리방법	매 립	0.0	0.0													
					소 각	0.5	0.5				0.5									
					재 활 용	0.0	0.0													
					해역배출	0.0	0.0													

(단위:톤/일)

구분		업종		발생량 및 처리현황		불 연 성															
시도	시군구	대분류	중분류			소계	광재류	연소재	소각재	분진류	폐주물사 모래류	폐금속류	폐석회 석고류	폐촉매	폐흡착재폐흡수재	유리·도자기편류	무기성오니류				기타
																	폐수처리오니	공정오니	정수처리오니	하수처리오니	
경남	사천시	G		발 생 량		9.1	0.0	0.0	0.0	0.0	0.0	0.0	0.0	0.0	0.0	0.0	0.0	0.0	0.0	0.0	9.1
				처리방법	매 립	0.0	0.0	0.0	0.0	0.0	0.0	0.0	0.0	0.0	0.0	0.0	0.0	0.0	0.0	0.0	0.0
					소 각	0.0	0.0	0.0	0.0	0.0	0.0	0.0	0.0	0.0	0.0	0.0	0.0	0.0	0.0	0.0	0.0
					재 활 용	9.1	0.0	0.0	0.0	0.0	0.0	0.0	0.0	0.0	0.0	0.0	0.0	0.0	0.0	0.0	9.1
					해역배출	0.0	0.0	0.0	0.0	0.0	0.0	0.0	0.0	0.0	0.0	0.0	0.0	0.0	0.0	0.0	0.0
		H		발 생 량		0.2	0.2	0.0	0.0	0.0	0.0	0.0	0.0	0.0	0.0	0.0	0.0	0.0	0.0	0.0	0.0
				처리방법	매 립	0.2	0.2	0.0	0.0	0.0	0.0	0.0	0.0	0.0	0.0	0.0	0.0	0.0	0.0	0.0	0.0
					소 각	0.0	0.0	0.0	0.0	0.0	0.0	0.0	0.0	0.0	0.0	0.0	0.0	0.0	0.0	0.0	0.0
					재 활 용	0.0	0.0	0.0	0.0	0.0	0.0	0.0	0.0	0.0	0.0	0.0	0.0	0.0	0.0	0.0	0.0
					해역배출	0.0	0.0	0.0	0.0	0.0	0.0	0.0	0.0	0.0	0.0	0.0	0.0	0.0	0.0	0.0	0.0
		I		발 생 량		0.0	0.0	0.0	0.0	0.0	0.0	0.0	0.0	0.0	0.0	0.0	0.0	0.0	0.0	0.0	0.0
				처리방법	매 립	0.0	0.0	0.0	0.0	0.0	0.0	0.0	0.0	0.0	0.0	0.0	0.0	0.0	0.0	0.0	0.0
					소 각	0.0	0.0	0.0	0.0	0.0	0.0	0.0	0.0	0.0	0.0	0.0	0.0	0.0	0.0	0.0	0.0
					재 활 용	0.0	0.0	0.0	0.0	0.0	0.0	0.0	0.0	0.0	0.0	0.0	0.0	0.0	0.0	0.0	0.0
					해역배출	0.0	0.0	0.0	0.0	0.0	0.0	0.0	0.0	0.0	0.0	0.0	0.0	0.0	0.0	0.0	0.0
		J		발 생 량		0.0	0.0	0.0	0.0	0.0	0.0	0.0	0.0	0.0	0.0	0.0	0.0	0.0	0.0	0.0	0.0
				처리방법	매 립	0.0	0.0	0.0	0.0	0.0	0.0	0.0	0.0	0.0	0.0	0.0	0.0	0.0	0.0	0.0	0.0
					소 각	0.0	0.0	0.0	0.0	0.0	0.0	0.0	0.0	0.0	0.0	0.0	0.0	0.0	0.0	0.0	0.0
					재 활 용	0.0	0.0	0.0	0.0	0.0	0.0	0.0	0.0	0.0	0.0	0.0	0.0	0.0	0.0	0.0	0.0
					해역배출	0.0	0.0	0.0	0.0	0.0	0.0	0.0	0.0	0.0	0.0	0.0	0.0	0.0	0.0	0.0	0.0
		K		발 생 량		0.0	0.0	0.0	0.0	0.0	0.0	0.0	0.0	0.0	0.0	0.0	0.0	0.0	0.0	0.0	0.0
				처리방법	매 립	0.0	0.0	0.0	0.0	0.0	0.0	0.0	0.0	0.0	0.0	0.0	0.0	0.0	0.0	0.0	0.0
					소 각	0.0	0.0	0.0	0.0	0.0	0.0	0.0	0.0	0.0	0.0	0.0	0.0	0.0	0.0	0.0	0.0
					재 활 용	0.0	0.0	0.0	0.0	0.0	0.0	0.0	0.0	0.0	0.0	0.0	0.0	0.0	0.0	0.0	0.0
					해역배출	0.0	0.0	0.0	0.0	0.0	0.0	0.0	0.0	0.0	0.0	0.0	0.0	0.0	0.0	0.0	0.0
		O		발 생 량		13.6	0.0	0.0	12.1	0.0	0.0	0.0	0.0	0.0	0.0	0.0	0.0	0.0	0.0	1.5	0.0
				처리방법	매 립	13.6	0.0	0.0	12.1	0.0	0.0	0.0	0.0	0.0	0.0	0.0	0.0	0.0	0.0	1.5	0.0
					소 각	0.0	0.0	0.0	0.0	0.0	0.0	0.0	0.0	0.0	0.0	0.0	0.0	0.0	0.0	0.0	0.0
					재 활 용	0.0	0.0	0.0	0.0	0.0	0.0	0.0	0.0	0.0	0.0	0.0	0.0	0.0	0.0	0.0	0.0
					해역배출	0.0	0.0	0.0	0.0	0.0	0.0	0.0	0.0	0.0	0.0	0.0	0.0	0.0	0.0	0.0	0.0
		S		발 생 량		0.0	0.0	0.0	0.0	0.0	0.0	0.0	0.0	0.0	0.0	0.0	0.0	0.0	0.0	0.0	0.0
				처리방법	매 립	0.0	0.0	0.0	0.0	0.0	0.0	0.0	0.0	0.0	0.0	0.0	0.0	0.0	0.0	0.0	0.0
					소 각	0.0	0.0	0.0	0.0	0.0	0.0	0.0	0.0	0.0	0.0	0.0	0.0	0.0	0.0	0.0	0.0
					재 활 용	0.0	0.0	0.0	0.0	0.0	0.0	0.0	0.0	0.0	0.0	0.0	0.0	0.0	0.0	0.0	0.0
					해역배출	0.0	0.0	0.0	0.0	0.0	0.0	0.0	0.0	0.0	0.0	0.0	0.0	0.0	0.0	0.0	0.0
	김해시	소계		발 생 량		587.3	56.3	0.0	25.0	15.5	284.0	2.1	0.2	0.0	2.0	3.0	9.2	31.4	41.0	0.0	117.6
				처리방법	매 립	112.3	1.4	0.0	25.0	7.2	2.2	0.0	0.2	0.0	0.4	2.2	2.3	28.4	0.0	0.0	43.0
					소 각	0.0	0.0	0.0	0.0	0.0	0.0	0.0	0.0	0.0	0.0	0.0	0.0	0.0	0.0	0.0	0.0
					재 활 용	475.0	54.9	0.0	0.0	8.3	281.8	2.1	0.0	0.0	1.6	0.8	6.9	3.0	41.0	0.0	74.6
					해역배출	0.0	0.0	0.0	0.0	0.0	0.0	0.0	0.0	0.0	0.0	0.0	0.0	0.0	0.0	0.0	0.0
		C	10	발 생 량		23.7	0.0	0.0	0.2	0.0	0.0	0.0	0.0	0.0	0.0	0.0	0.0	23.5	0.0	0.0	0.0
				처리방법	매 립	23.7			0.2									23.5			
					소 각	0.0															
					재 활 용	0.0															
					해역배출	0.0															
		C	13	발 생 량		0.3	0.0	0.0	0.0	0.0	0.0	0.0	0.0	0.0	0.0	0.0	0.3	0.0	0.0	0.0	0.0
				처리방법	매 립	0.3											0.3				
					소 각	0.0															
					재 활 용	0.0															
					해역배출	0.0															
		C	15	발 생 량		0.0	0.0	0.0	0.0	0.0	0.0	0.0	0.0	0.0	0.0	0.0	0.0	0.0	0.0	0.0	0.0
				처리방법	매 립	0.0															
					소 각	0.0															
					재 활 용	0.0															
					해역배출	0.0															

(단위:톤/일)

지역구분		업종		발생량 및 처리현황		총계	가 연 성														
시도	시군구	대분류	중분류				소계	폐지류	폐목재류	폐합성고분자화합물				유기성오니류				동식물성잔재물	폐식용유	기타
										폐섬유류	폐합성 수지	폐합성 고무	폐피혁	폐수처리오니	공정오니	정수 처리오니	하수 처리오니			
경남	김해시	C	16	발 생 량		2.9	2.9	0.0	2.3	0.0	0.6	0.0	0.0	0.0	0.0	0.0	0.0	0.0	0.0	0.0
				처리방법	매 립	0.0	0.0													
					소 각	0.1	0.1				0.1									
					재 활 용	2.8	2.8		2.3		0.5									
					해역배출	0.0	0.0													
		C	17	발 생 량		1.3	1.3	0.0	0.0	0.0	1.3	0.0	0.0	0.0	0.0	0.0	0.0	0.0	0.0	0.0
				처리방법	매 립	0.0	0.0													
					소 각	1.3	1.3				1.3									
					재 활 용	0.0	0.0													
					해역배출	0.0	0.0													
		C	20	발 생 량		0.6	0.5	0.0	0.0	0.0	0.5	0.0	0.0	0.0	0.0	0.0	0.0	0.0	0.0	0.0
				처리방법	매 립	0.0	0.0													
					소 각	0.2	0.2				0.2									
					재 활 용	0.4	0.3				0.3									
					해역배출	0.0	0.0													
		C	22	발 생 량		20.2	18.1	0.0	0.1	0.0	10.5	7.5	0.0	0.0	0.0	0.0	0.0	0.0	0.0	0.0
				처리방법	매 립	1.8	0.0													
					소 각	4.1	4.1				4.0	0.1								
					재 활 용	14.3	14.0		0.1		6.5	7.4								
					해역배출	0.0	0.0													
		C	23	발 생 량		84.3	1.1	0.0	0.0	0.0	1.1	0.0	0.0	0.0	0.0	0.0	0.0	0.0	0.0	0.0
				처리방법	매 립	1.8	0.0													
					소 각	0.1	0.1				0.1									
					재 활 용	82.4	1.0				1.0									
					해역배출	0.0	0.0													
		C	24	발 생 량		102.3	0.4	0.0	0.0	0.0	0.0	0.4	0.0	0.0	0.0	0.0	0.0	0.0	0.0	0.0
				처리방법	매 립	4.6	0.0													
					소 각	0.0	0.0													
					재 활 용	97.7	0.4					0.4								
					해역배출	0.0	0.0													
		C	25	발 생 량		79.6	2.7	0.0	0.2	0.0	2.5	0.0	0.0	0.0	0.0	0.0	0.0	0.0	0.0	0.0
				처리방법	매 립	5.6	0.0													
					소 각	0.4	0.4				0.4									
					재 활 용	73.6	2.3		0.2		2.1									
					해역배출	0.0	0.0													
		C	26	발 생 량		0.3	0.3	0.0	0.0	0.0	0.3	0.0	0.0	0.0	0.0	0.0	0.0	0.0	0.0	0.0
				처리방법	매 립	0.0	0.0													
					소 각	0.0	0.0													
					재 활 용	0.3	0.3				0.3									
					해역배출	0.0	0.0													
		C	28	발 생 량		0.1	0.1	0.0	0.0	0.0	0.1	0.0	0.0	0.0	0.0	0.0	0.0	0.0	0.0	0.0
				처리방법	매 립	0.0	0.0													
					소 각	0.0	0.0													
					재 활 용	0.1	0.1				0.1									
					해역배출	0.0	0.0													
		C	29	발 생 량		8.8	0.2	0.0	0.0	0.0	0.2	0.0	0.0	0.0	0.0	0.0	0.0	0.0	0.0	0.0
				처리방법	매 립	0.1	0.0													
					소 각	0.0	0.0													
					재 활 용	8.7	0.2				0.2									
					해역배출	0.0	0.0													
		C	30	발 생 량		24.5	6.7	0.0	0.0	0.0	3.3	3.4	0.0	0.0	0.0	0.0	0.0	0.0	0.0	0.0
				처리방법	매 립	0.7	0.0													
					소 각	0.0	0.0													
					재 활 용	23.8	6.7				3.3	3.4								
					해역배출	0.0	0.0													

(단위:톤/일)

구분		업종		발생량 및 처리현황	불 연 성															
시도	시군구	대분류	중분류		소계	광재류	연소재	소각재	분진류	폐주물사 모래류	폐금속류	폐석회 석고류	폐촉매	폐흡착재폐흡수재	유리·도자기편류	무기성오니류				기타
																폐수처리오니	공정오니	정수처리오니	하수처리오니	
경남	김해시	C	16	발 생 량	0.0	0.0	0.0	0.0	0.0	0.0	0.0	0.0	0.0	0.0	0.0	0.0	0.0	0.0	0.0	0.0
				처리방법 매 립	0.0															
				처리방법 소 각	0.0															
				처리방법 재 활 용	0.0															
				처리방법 해역배출	0.0															
		C	17	발 생 량	0.0	0.0	0.0	0.0	0.0	0.0	0.0	0.0	0.0	0.0	0.0	0.0	0.0	0.0	0.0	0.0
				처리방법 매 립	0.0															
				처리방법 소 각	0.0															
				처리방법 재 활 용	0.0															
				처리방법 해역배출	0.0															
		C	20	발 생 량	0.1	0.0	0.0	0.0	0.0	0.0	0.0	0.0	0.0	0.1	0.0	0.0	0.0	0.0	0.0	0.0
				처리방법 매 립	0.0															
				처리방법 소 각	0.0															
				처리방법 재 활 용	0.1									0.1						
				처리방법 해역배출	0.0															
		C	22	발 생 량	2.1	0.0	0.0	1.2	0.2	0.1	0.0	0.0	0.0	0.1	0.0	0.0	0.5	0.0	0.0	0.0
				처리방법 매 립	1.8			1.2		0.1							0.5			
				처리방법 소 각	0.0															
				처리방법 재 활 용	0.3				0.2					0.1						
				처리방법 해역배출	0.0															
		C	23	발 생 량	83.2	0.7	0.0	0.0	0.0	0.1	0.0	0.2	0.0	0.0	1.1	7.1	1.9	0.0	0.0	72.1
				처리방법 매 립	1.8							0.2			0.6	0.4	0.2			0.4
				처리방법 소 각	0.0															
				처리방법 재 활 용	81.4	0.7				0.1					0.5	6.7	1.7			71.7
				처리방법 해역배출	0.0															
		C	24	발 생 량	101.9	29.5	0.0	0.0	7.1	65.2	0.0	0.0	0.0	0.0	0.0	0.0	0.0	0.0	0.0	0.1
				처리방법 매 립	4.6	0.7			3.6	0.3										
				처리방법 소 각	0.0															
				처리방법 재 활 용	97.3	28.8			3.5	64.9										0.1
				처리방법 해역배출	0.0															
		C	25	발 생 량	76.9	12.8	0.0	0.0	5.1	54.2	1.6	0.0	0.0	0.2	0.0	1.4	1.2	0.0	0.0	0.4
				처리방법 매 립	5.6				1.3	1.8						1.4	0.8			0.3
				처리방법 소 각	0.0															
				처리방법 재 활 용	71.3	12.8			3.8	52.4	1.6			0.2			0.4			0.1
				처리방법 해역배출	0.0															
		C	26	발 생 량	0.0	0.0	0.0	0.0	0.0	0.0	0.0	0.0	0.0	0.0	0.0	0.0	0.0	0.0	0.0	0.0
				처리방법 매 립	0.0															
				처리방법 소 각	0.0															
				처리방법 재 활 용	0.0															
				처리방법 해역배출	0.0															
		C	28	발 생 량	0.0	0.0	0.0	0.0	0.0	0.0	0.0	0.0	0.0	0.0	0.0	0.0	0.0	0.0	0.0	0.0
				처리방법 매 립	0.0															
				처리방법 소 각	0.0															
				처리방법 재 활 용	0.0															
				처리방법 해역배출	0.0															
		C	29	발 생 량	8.6	0.0	0.0	0.0	0.2	8.4	0.0	0.0	0.0	0.0	0.0	0.0	0.0	0.0	0.0	0.0
				처리방법 매 립	0.1				0.1											
				처리방법 소 각	0.0															
				처리방법 재 활 용	8.5				0.1	8.4										
				처리방법 해역배출	0.0															
		C	30	발 생 량	17.8	1.4	0.0	0.0	0.6	14.8	0.0	0.0	0.0	0.1	0.0	0.1	0.8	0.0	0.0	0.0
				처리방법 매 립	0.7				0.6							0.1				
				처리방법 소 각	0.0															
				처리방법 재 활 용	17.1	1.4				14.8				0.1			0.8			
				처리방법 해역배출	0.0															

(단위:톤/일)

지역구분		업종		발생량 및 처리현황		총계	가 연 성														
시도	시군구	대분류	중분류				소계	폐지류	폐목재류	폐합성고분자화합물				유기성오니류				동식물성잔재물	폐식용유	기타
										폐섬유류	폐합성 수지	폐합성 고무	폐피혁	폐수처리오니	공정오니	정수 처리오니	하수 처리오니			
경남	김해시	C	31	발생량		5.2	0.8	0.0	0.1	0.0	0.6	0.1	0.0	0.0	0.0	0.0	0.0	0.0	0.0	0.0
				처리방법	매 립	0.9	0.0													
					소 각	0.1	0.1		0.1											
					재 활 용	4.2	0.7				0.6	0.1								
					해역배출	0.0	0.0													
		C	32	발생량		1.3	1.2	0.0	1.2	0.0	0.0	0.0	0.0	0.0	0.0	0.0	0.0	0.0	0.0	0.0
				처리방법	매 립	0.1	0.0													
					소 각	0.0	0.0													
					재 활 용	1.2	1.2		1.2											
					해역배출	0.0	0.0													
		C	33	발생량		25.4	1.7	0.0	0.3	0.0	1.4	0.0	0.0	0.0	0.0	0.0	0.0	0.0	0.0	0.0
				처리방법	매 립	0.9	0.0													
					소 각	0.4	0.4				0.4									
					재 활 용	24.1	1.3		0.3		1.0									
					해역배출	0.0	0.0													
		D		발생량		206.8	161.7	0.0	0.0	0.0	0.0	0.0	0.0	0.0	0.0	16.6	145.1	0.0	0.0	0.0
				처리방법	매 립	3.4	0.0													
					소 각	0.0	0.0													
					재 활 용	203.4	161.7									16.6	145.1			
					해역배출	0.0	0.0													
		E		발생량		455.7	258.3	0.0	3.7	1.5	185.3	1.6	0.0	0.0	0.1	0.0	19.5	0.0	0.0	46.6
				처리방법	매 립	67.9	0.0													
					소 각	34.2	34.2				34.2									
					재 활 용	353.6	224.1		3.7	1.5	151.1	1.6			0.1		19.5			46.6
					해역배출	0.0	0.0													
		G		발생량		0.4	0.4	0.0	0.0	0.0	0.1	0.0	0.0	0.0	0.0	0.0	0.0	0.0	0.0	0.3
				처리방법	매 립	0.0	0.0													
					소 각	0.1	0.1													0.1
					재 활 용	0.3	0.3				0.1									0.2
					해역배출	0.0	0.0													
		H		발생량		0.8	0.8	0.0	0.0	0.0	0.8	0.0	0.0	0.0	0.0	0.0	0.0	0.0	0.0	0.0
				처리방법	매 립	0.0	0.0													
					소 각	0.0	0.0													
					재 활 용	0.8	0.8				0.8									
					해역배출	0.0	0.0													
		O		발생량		1.0	1.0	0.0	0.0	0.0	1.0	0.0	0.0	0.0	0.0	0.0	0.0	0.0	0.0	0.0
				처리방법	매 립	0.0	0.0													
					소 각	0.0	0.0													
					재 활 용	1.0	1.0				1.0									
					해역배출	0.0	0.0													
		S		발생량		2.5	0.5	0.0	0.0	0.0	0.4	0.0	0.0	0.0	0.0	0.0	0.0	0.0	0.0	0.1
				처리방법	매 립	0.5	0.0													
					소 각	0.0	0.0													
					재 활 용	2.0	0.5				0.4									0.1
					해역배출	0.0	0.0													
	밀양시	소계		발생량		163.8	113.6	0.3	0.9	13.4	36.2	0.3	0.0	11.0	4.8	0.0	22.4	14.1	0.0	10.2
				처리방법	매 립	28.5	2.8	0.0	0.0	0.0	0.0	0.0	0.0	0.5	0.0	0.0	0.0	2.3	0.0	0.0
					소 각	28.8	28.8	0.3	0.5	0.2	13.9	0.0	0.0	2.9	0.0	0.0	4.4	2.7	0.0	3.9
					재 활 용	105.1	80.6	0.0	0.4	13.2	22.3	0.3	0.0	6.2	4.8	0.0	18.0	9.1	0.0	6.3
					해역배출	1.4	1.4	0.0	0.0	0.0	0.0	0.0	0.0	1.4	0.0	0.0	0.0	0.0	0.0	0.0
		C	10	발생량		15.9	15.8	0.0	0.0	0.0	0.1	0.0	0.0	1.9	0.0	0.0	0.0	11.2	0.0	2.6
				처리방법	매 립	2.7	2.6							0.5				2.1		
					소 각	0.1	0.1				0.1									
					재 활 용	11.7	11.7											9.1		2.6
					해역배출	1.4	1.4							1.4						

(단위:톤/일)

구분		업종		발생량 및 처리현황		불 연 성															
시도	시군구	대분류	중분류			소계	광재류	연소재	소각재	분진류	폐주물사 모래류	폐금속류	폐석회 석고류	폐촉매	폐흡착재폐흡수재	유리·도자기편류	무기성오니류				기타
																	폐수처리오니	공정오니	정수처리오니	하수처리오니	
경남	김해시	C	31	발 생 량		4.4	2.3	0.0	0.0	1.0	1.1	0.0	0.0	0.0	0.0	0.0	0.0	0.0	0.0	0.0	0.0
				처리방법	매 립	0.9				0.9											
					소 각	0.0															
					재 활 용	3.5	2.3			0.1	1.1										
					해역배출	0.0															
		C	32	발 생 량		0.1	0.0	0.0	0.0	0.1	0.0	0.0	0.0	0.0	0.0	0.0	0.0	0.0	0.0	0.0	0.0
				처리방법	매 립	0.1				0.1											
					소 각	0.0															
					재 활 용	0.0															
					해역배출	0.0															
		C	33	발 생 량		23.7	3.0	0.0	0.0	0.5	16.7	0.2	0.0	0.0	0.0	0.2	0.0	0.0	0.3	0.0	2.8
				처리방법	매 립	0.9				0.5						0.2					0.2
					소 각	0.0															
					재 활 용	22.8	3.0				16.7	0.2							0.3		2.6
					해역배출	0.0															
		D		발 생 량		45.1	0.0	0.0	0.0	0.0	0.0	0.0	0.0	0.0	1.0	0.0	0.0	0.0	40.7	0.0	3.4
				처리방법	매 립	3.4															3.4
					소 각	0.0															
					재 활 용	41.7									1.0				40.7		
					해역배출	0.0															
		E		발 생 량		197.4	5.8	0.0	23.3	0.2	123.4	0.3	0.0	0.0	0.4	1.7	0.0	3.5	0.0	0.0	38.8
				처리방법	매 립	67.9	0.7		23.3						0.4	1.4		3.4			38.7
					소 각	0.0															
					재 활 용	129.5	5.1			0.2	123.4	0.3				0.3		0.1			0.1
					해역배출	0.0															
		G		발 생 량		0.0	0.0	0.0	0.0	0.0	0.0	0.0	0.0	0.0	0.0	0.0	0.0	0.0	0.0	0.0	0.0
				처리방법	매 립	0.0															
					소 각	0.0															
					재 활 용	0.0															
					해역배출	0.0															
		H		발 생 량		0.0	0.0	0.0	0.0	0.0	0.0	0.0	0.0	0.0	0.0	0.0	0.0	0.0	0.0	0.0	0.0
				처리방법	매 립	0.0															
					소 각	0.0															
					재 활 용	0.0															
					해역배출	0.0															
		O		발 생 량		0.0	0.0	0.0	0.0	0.0	0.0	0.0	0.0	0.0	0.0	0.0	0.0	0.0	0.0	0.0	0.0
				처리방법	매 립	0.0															
					소 각	0.0															
					재 활 용	0.0															
					해역배출	0.0															
		S		발 생 량		2.0	0.8	0.0	0.3	0.5	0.0	0.0	0.0	0.0	0.1	0.0	0.3	0.0	0.0	0.0	0.0
				처리방법	매 립	0.5			0.3	0.1							0.1				
					소 각	0.0															
					재 활 용	1.5	0.8			0.4					0.1		0.2				
					해역배출	0.0															
	밀양시	소계		발 생 량		50.2	1.7	0.0	10.3	0.7	6.0	0.0	0.0	0.0	0.0	0.6	3.2	2.0	1.3	0.0	24.4
				처리방법	매 립	25.7	0.5	0.0	10.3	0.1	1.2	0.0	0.0	0.0	0.0	0.6	3.2	0.4	0.0	0.0	9.4
					소 각	0.0	0.0	0.0	0.0	0.0	0.0	0.0	0.0	0.0	0.0	0.0	0.0	0.0	0.0	0.0	0.0
					재 활 용	24.5	1.2	0.0	0.0	0.6	4.8	0.0	0.0	0.0	0.0	0.0	0.0	1.6	1.3	0.0	15.0
					해역배출	0.0	0.0	0.0	0.0	0.0	0.0	0.0	0.0	0.0	0.0	0.0	0.0	0.0	0.0	0.0	0.0
		C	10	발 생 량		0.1	0.0	0.0	0.0	0.0	0.0	0.0	0.0	0.0	0.0	0.0	0.1	0.0	0.0	0.0	0.0
				처리방법	매 립	0.1											0.1				
					소 각	0.0															
					재 활 용	0.0															
					해역배출	0.0															

(단위:톤/일)

지역구분		업종		발생량 및 처리현황		총계	가 연 성														
시도	시군구	대분류	중분류				소계	폐지류	폐목재류	폐합성고분자화합물				유기성오니류				동식물성잔재물	폐식용유	기타
										폐섬유류	폐합성 수지	폐합성 고무	폐피혁	폐수처리오니	공정오니	정수 처리오니	하수 처리오니			
경남	밀양시	C	22	발생량		0.5	0.5	0.0	0.0	0.0	0.2	0.3	0.0	0.0	0.0	0.0	0.0	0.0	0.0	0.0
				처리방법	매 립	0.0	0.0													
					소 각	0.1	0.1				0.1									
					재 활 용	0.4	0.4				0.1	0.3								
					해역배출	0.0	0.0													
		C	23	발생량		47.1	29.7	0.3	0.4	13.3	12.7	0.0	0.0	3.0	0.0	0.0	0.0	0.0	0.0	0.0
				처리방법	매 립	2.4	0.0													
					소 각	10.8	10.8	0.3	0.4	0.1	7.1			2.9						
					재 활 용	33.9	18.9			13.2	5.6			0.1						
					해역배출	0.0	0.0													
		C	24	발생량		6.6	0.3	0.0	0.0	0.0	0.3	0.0	0.0	0.0	0.0	0.0	0.0	0.0	0.0	0.0
				처리방법	매 립	2.8	0.0													
					소 각	0.2	0.2				0.2									
					재 활 용	3.6	0.1				0.1									
					해역배출	0.0	0.0													
		C	25	발생량		2.0	0.0	0.0	0.0	0.0	0.0	0.0	0.0	0.0	0.0	0.0	0.0	0.0	0.0	0.0
				처리방법	매 립	0.0	0.0													
					소 각	0.0	0.0													
					재 활 용	2.0	0.0													
					해역배출	0.0	0.0													
		C	30	발생량		12.6	8.9	0.0	0.0	0.0	8.9	0.0	0.0	0.0	0.0	0.0	0.0	0.0	0.0	0.0
				처리방법	매 립	1.1	0.0													
					소 각	5.0	5.0				5.0									
					재 활 용	6.5	3.9				3.9									
					해역배출	0.0	0.0													
		C	33	발생량		2.2	1.3	0.0	0.1	0.1	1.1	0.0	0.0	0.0	0.0	0.0	0.0	0.0	0.0	0.0
				처리방법	매 립	0.8	0.0													
					소 각	0.7	0.7		0.1	0.1	0.5									
					재 활 용	0.7	0.6				0.6									
					해역배출	0.0	0.0													
		D		발생량		5.0	3.7	0.0	0.0	0.0	0.0	0.0	0.0	0.0	0.0	0.0	0.0	0.0	0.0	3.7
				처리방법	매 립	0.0	0.0													
					소 각	0.0	0.0													
					재 활 용	5.0	3.7													3.7
					해역배출	0.0	0.0													
		E		발생량		70.9	53.2	0.0	0.4	0.0	12.7	0.0	0.0	6.1	4.8	0.0	22.4	2.9	0.0	3.9
				처리방법	매 립	17.9	0.2											0.2		
					소 각	11.7	11.7				0.7						4.4	2.7		3.9
					재 활 용	41.3	41.3		0.4		12.0			6.1	4.8		18.0			
					해역배출	0.0	0.0													
		N		발생량		1.0	0.2	0.0	0.0	0.0	0.2	0.0	0.0	0.0	0.0	0.0	0.0	0.0	0.0	0.0
				처리방법	매 립	0.8	0.0													
					소 각	0.2	0.2				0.2									
					재 활 용	0.0	0.0													
					해역배출	0.0	0.0													
	거제시	소계		발생량		389.3	245.7	8.9	50.9	0.1	46.4	1.1	0.0	0.0	4.1	0.0	13.6	69.8	0.2	50.6
				처리방법	매 립	153.2	9.8	0.0	0.0	0.1	0.2	0.0	0.0	0.0	4.1	0.0	5.4	0.0	0.0	0.0
					소 각	99.5	99.5	0.0	17.8	0.0	36.4	0.2	0.0	0.0	0.0	0.0	0.0	0.0	0.0	45.1
					재 활 용	136.6	136.4	8.9	33.1	0.0	9.8	0.9	0.0	0.0	0.0	0.0	8.2	69.8	0.2	5.5
					해역배출	0.0	0.0	0.0	0.0	0.0	0.0	0.0	0.0	0.0	0.0	0.0	0.0	0.0	0.0	0.0
		C	31	발생량		274.6	161.4	8.9	50.9	0.1	45.1	1.1	0.0	0.0	4.1	0.0	0.4	0.0	0.2	50.6
				처리방법	매 립	117.6	4.6			0.1					4.1		0.4			
					소 각	98.5	98.5		17.8		35.4	0.2								45.1
					재 활 용	58.5	58.3	8.9	33.1		9.7	0.9							0.2	5.5
					해역배출	0.0	0.0													

(단위:톤/일)

구분		업종		발생량 및 처리현황	불 연 성															
시도	시군구	대분류	중분류		소계	광재류	연소재	소각재	분진류	폐주물사 모래류	폐금속류	폐석회 석고류	폐촉매	폐흡착재폐흡수재	유리·도자기편류	무기성오니류				기타
																폐수처리오니	공정오니	정수처리오니	하수처리오니	
경남	밀양시	C	22	발 생 량	0.0	0.0	0.0	0.0	0.0	0.0	0.0	0.0	0.0	0.0	0.0	0.0	0.0	0.0	0.0	0.0
				처리방법 매 립	0.0															
				처리방법 소 각	0.0															
				처리방법 재 활 용	0.0															
				처리방법 해역배출	0.0															
		C	23	발 생 량	17.4	0.0	0.0	1.8	0.0	0.0	0.0	0.0	0.0	0.0	0.6	0.0	0.0	0.0	0.0	15.0
				처리방법 매 립	2.4			1.8							0.6					
				처리방법 소 각	0.0															
				처리방법 재 활 용	15.0															15.0
				처리방법 해역배출	0.0															
		C	24	발 생 량	6.3	1.3	0.0	0.0	0.2	2.6	0.0	0.0	0.0	0.0	0.0	2.2	0.0	0.0	0.0	0.0
				처리방법 매 립	2.8	0.5				0.1						2.2				
				처리방법 소 각	0.0															
				처리방법 재 활 용	3.5	0.8			0.2	2.5										
				처리방법 해역배출	0.0															
		C	25	발 생 량	2.0	0.2	0.0	0.0	0.3	0.0	0.0	0.0	0.0	0.0	0.0	0.0	1.5	0.0	0.0	0.0
				처리방법 매 립	0.0															
				처리방법 소 각	0.0															
				처리방법 재 활 용	2.0	0.2			0.3								1.5			
				처리방법 해역배출	0.0															
		C	30	발 생 량	3.7	0.2	0.0	0.0	0.0	2.3	0.0	0.0	0.0	0.0	0.0	0.9	0.3	0.0	0.0	0.0
				처리방법 매 립	1.1											0.9	0.2			
				처리방법 소 각	0.0															
				처리방법 재 활 용	2.6	0.2				2.3							0.1			
				처리방법 해역배출	0.0															
		C	33	발 생 량	0.9	0.0	0.0	0.0	0.2	0.2	0.0	0.0	0.0	0.0	0.0	0.0	0.2	0.0	0.0	0.3
				처리방법 매 립	0.8				0.1	0.2							0.2			0.3
				처리방법 소 각	0.0															
				처리방법 재 활 용	0.1				0.1											
				처리방법 해역배출	0.0															
		D		발 생 량	1.3	0.0	0.0	0.0	0.0	0.0	0.0	0.0	0.0	0.0	0.0	0.0	0.0	1.3	0.0	0.0
				처리방법 매 립	0.0															
				처리방법 소 각	0.0															
				처리방법 재 활 용	1.3													1.3		
				처리방법 해역배출	0.0															
		E		발 생 량	17.7	0.0	0.0	8.5	0.0	0.1	0.0	0.0	0.0	0.0	0.0	0.0	0.0	0.0	0.0	9.1
				처리방법 매 립	17.7			8.5		0.1										9.1
				처리방법 소 각	0.0															
				처리방법 재 활 용	0.0															
				처리방법 해역배출	0.0															
		N		발 생 량	0.8	0.0	0.0	0.0	0.0	0.8	0.0	0.0	0.0	0.0	0.0	0.0	0.0	0.0	0.0	0.0
				처리방법 매 립	0.8					0.8										
				처리방법 소 각	0.0															
				처리방법 재 활 용	0.0															
				처리방법 해역배출	0.0															
	거제시	소계		발 생 량	143.6	54.8	0.0	33.9	22.0	0.1	0.0	10.4	0.0	0.0	0.0	0.0	22.4	0.0	0.0	0.0
				처리방법 매 립	143.4	54.7	0.0	33.9	22.0	0.0	0.0	10.4	0.0	0.0	0.0	0.0	22.4	0.0	0.0	0.0
				처리방법 소 각	0.0	0.0	0.0	0.0	0.0	0.0	0.0	0.0	0.0	0.0	0.0	0.0	0.0	0.0	0.0	0.0
				처리방법 재 활 용	0.2	0.1	0.0	0.0	0.0	0.1	0.0	0.0	0.0	0.0	0.0	0.0	0.0	0.0	0.0	0.0
				처리방법 해역배출	0.0	0.0	0.0	0.0	0.0	0.0	0.0	0.0	0.0	0.0	0.0	0.0	0.0	0.0	0.0	0.0
		C	31	발 생 량	113.2	54.8	0.0	13.9	22.0	0.1	0.0	0.0	0.0	0.0	0.0	0.0	22.4	0.0	0.0	0.0
				처리방법 매 립	113.0	54.7		13.9	22.0								22.4			
				처리방법 소 각	0.0															
				처리방법 재 활 용	0.2	0.1				0.1										
				처리방법 해역배출	0.0															

(단위:톤/일)

지역구분		업종		발생량 및 처리현황		총계	가 연 성														
시도	시군구	대분류	중분류				소계	폐지류	폐목재류	폐합성고분자화합물				유기성오니류				동식물성잔재물	폐식용유	기타
										폐섬유류	폐합성 수지	폐합성 고무	폐피혁	폐수처리오니	공정오니	정수 처리오니	하수 처리오니			
경남	거제시	C	10	발 생 량		11.1	11.1	0.0	0.0	0.0	0.3	0.0	0.0	0.0	0.0	0.0	3.5	7.3	0.0	0.0
				처리방법	매 립	0.2	0.2				0.2									
					소 각	0.0	0.0													
					재 활 용	10.9	10.9				0.1						3.5	7.3		
					해역배출	0.0	0.0													
		C	23	발 생 량		10.4	0.0	0.0	0.0	0.0	0.0	0.0	0.0	0.0	0.0	0.0	0.0	0.0	0.0	0.0
				처리방법	매 립	10.4	0.0													
					소 각	0.0	0.0													
					재 활 용	0.0	0.0													
					해역배출	0.0	0.0													
		O		발 생 량		29.7	9.7	0.0	0.0	0.0	0.0	0.0	0.0	0.0	0.0	0.0	9.7	0.0	0.0	0.0
				처리방법	매 립	25.0	5.0										5.0			
					소 각	0.0	0.0													
					재 활 용	4.7	4.7										4.7			
					해역배출	0.0	0.0													
		A		발 생 량		63.5	63.5	0.0	0.0	0.0	1.0	0.0	0.0	0.0	0.0	0.0	0.0	62.5	0.0	0.0
				처리방법	매 립	0.0	0.0													
					소 각	1.0	1.0				1.0									
					재 활 용	62.5	62.5											62.5		
					해역배출	0.0	0.0													
	양산시	소계	소계	발 생 량		755.5	387.3	0.0	5.3	1.7	119.7	34.4	0.0	120.0	12.2	0.0	16.5	74.6	0.0	2.9
				처리방법	매 립	107.6	21.8	0.0	0.0	0.2	0.0	0.0	0.0	5.0	1.7	0.0	13.3	1.6	0.0	0.0
					소 각	91.3	91.3	0.0	0.0	0.8	84.4	2.8	0.0	0.0	0.0	0.0	3.2	0.1	0.0	0.0
					재 활 용	528.5	246.1	0.0	5.3	0.7	35.3	31.3	0.0	91.2	6.5	0.0	0.0	72.9	0.0	2.9
					해역배출	28.1	28.1	0.0	0.0	0.0	0.0	0.3	0.0	23.8	4.0	0.0	0.0	0.0	0.0	0.0
		D		발 생 량		4.0	0.0	0.0	0.0	0.0	0.0	0.0	0.0	0.0	0.0	0.0	0.0	0.0	0.0	0.0
				처리방법	매 립	0.0	0.0													
					소 각	0.0	0.0													
					재 활 용	4.0	0.0													
					해역배출	0.0	0.0													
		E		발 생 량		60.0	35.9	0.0	0.5	0.0	15.5	0.4	0.0	1.1	1.7	0.0	16.5	0.0	0.0	0.2
				처리방법	매 립	39.6	16.1							1.1	1.7		13.3			
					소 각	12.7	12.7				9.5						3.2			
					재 활 용	7.7	7.1		0.5		6.0	0.4								0.2
					해역배출	0.0	0.0													
		G		발 생 량		0.8	0.7	0.0	0.1	0.5	0.0	0.0	0.0	0.0	0.0	0.0	0.0	0.1	0.0	0.0
				처리방법	매 립	0.1	0.0													
					소 각	0.1	0.1											0.1		
					재 활 용	0.6	0.6		0.1	0.5										
					해역배출	0.0	0.0													
		P		발 생 량		0.1	0.0	0.0	0.0	0.0	0.0	0.0	0.0	0.0	0.0	0.0	0.0	0.0	0.0	0.0
				처리방법	매 립	0.1	0.0													
					소 각	0.0	0.0													
					재 활 용	0.0	0.0													
					해역배출	0.0	0.0													
		R		발 생 량		1.4	1.4	0.0	0.0	0.0	1.0	0.0	0.0	0.0	0.0	0.0	0.0	0.4	0.0	0.0
				처리방법	매 립	0.4	0.4											0.4		
					소 각	0.6	0.6				0.6									
					재 활 용	0.4	0.4				0.4									
					해역배출	0.0	0.0													
		S		발 생 량		9.4	8.8	0.0	0.0	0.0	8.8	0.0	0.0	0.0	0.0	0.0	0.0	0.0	0.0	0.0
				처리방법	매 립	0.0	0.0													
					소 각	0.4	0.4				0.4									
					재 활 용	9.0	8.4				8.4									
					해역배출	0.0	0.0													

(단위:톤/일)

구분		업종		발생량 및 처리현황		불 연 성															
시도	시군구	대분류	중분류			소계	광재류	연소재	소각재	분진류	폐주물사 모래류	폐금속류	폐석회 석고류	폐촉매	폐흡착재폐흡수재	유리·도자기편류	무기성오니류				기타
																	폐수처리오니	공정오니	정수처리오니	하수처리오니	
경남	거제시	C	10	발 생 량		0.0	0.0	0.0	0.0	0.0	0.0	0.0	0.0	0.0	0.0	0.0	0.0	0.0	0.0	0.0	0.0
				처리방법	매 립	0.0															
					소 각	0.0															
					재 활 용	0.0															
					해역배출	0.0															
		C	23	발 생 량		10.4	0.0	0.0	0.0	0.0	0.0	0.0	10.4	0.0	0.0	0.0	0.0	0.0	0.0	0.0	0.0
				처리방법	매 립	10.4							10.4								
					소 각	0.0															
					재 활 용	0.0															
					해역배출	0.0															
		O		발 생 량		20.0	0.0	0.0	20.0	0.0	0.0	0.0	0.0	0.0	0.0	0.0	0.0	0.0	0.0	0.0	0.0
				처리방법	매 립	20.0			20.0												
					소 각	0.0															
					재 활 용	0.0															
					해역배출	0.0															
		A		발 생 량		0.0	0.0	0.0	0.0	0.0	0.0	0.0	0.0	0.0	0.0	0.0	0.0	0.0	0.0	0.0	0.0
				처리방법	매 립	0.0															
					소 각	0.0															
					재 활 용	0.0															
					해역배출	0.0															
	양산시	소계		발 생 량		368.2	11.7	0.0	20.5	7.1	51.2	0.2	13.4	0.4	3.3	5.8	218.1	13.1	0.0	0.0	23.4
				처리방법	매 립	85.8	1.9	0.0	20.5	2.1	21.5	0.0	0.0	0.0	2.9	0.0	20.0	12.8	0.0	0.0	4.1
					소 각	0.0	0.0	0.0	0.0	0.0	0.0	0.0	0.0	0.0	0.0	0.0	0.0	0.0	0.0	0.0	0.0
					재 활 용	282.4	9.8	0.0	0.0	5.0	29.7	0.2	13.4	0.4	0.4	5.8	198.1	0.3	0.0	0.0	19.3
					해역배출	0.0	0.0	0.0	0.0	0.0	0.0	0.0	0.0	0.0	0.0	0.0	0.0	0.0	0.0	0.0	0.0
		D		발 생 량		4.0	0.0	0.0	0.0	0.0	0.0	0.0	0.0	0.0	0.0	0.0	4.0	0.0	0.0	0.0	0.0
				처리방법	매 립	0.0															
					소 각	0.0															
					재 활 용	4.0											4.0				
					해역배출	0.0															
		E		발 생 량		24.1	0.8	0.0	16.7	0.2	0.0	0.1	0.0	0.0	0.0	0.0	2.0	1.4	0.0	0.0	2.9
				처리방법	매 립	23.5	0.5		16.7								2.0	1.4			2.9
					소 각	0.0											0.0				
					재 활 용	0.6	0.3			0.2		0.1			0.0						
					해역배출	0.0															
		G		발 생 량		0.1	0.0	0.0	0.0	0.1	0.0	0.0	0.0	0.0	0.0	0.0	0.0	0.0	0.0	0.0	0.0
				처리방법	매 립	0.1				0.1											
					소 각	0.0															
					재 활 용	0.0															
					해역배출	0.0															
		P		발 생 량		0.1	0.0	0.0	0.0	0.0	0.0	0.0	0.0	0.0	0.0	0.0	0.1	0.0	0.0	0.0	0.0
				처리방법	매 립	0.1											0.1				
					소 각	0.0															
					재 활 용	0.0															
					해역배출	0.0															
		R		발 생 량		0.0	0.0	0.0	0.0	0.0	0.0	0.0	0.0	0.0	0.0	0.0	0.0	0.0	0.0	0.0	0.0
				처리방법	매 립	0.0															
					소 각	0.0															
					재 활 용	0.0															
					해역배출	0.0															
		S		발 생 량		0.6	0.0	0.0	0.0	0.6	0.0	0.0	0.0	0.0	0.0	0.0	0.0	0.0	0.0	0.0	0.0
				처리방법	매 립	0.0															
					소 각	0.0															
					재 활 용	0.6				0.6											
					해역배출	0.0															

(단위:톤/일)

지역구분		업종		발생량 및 처리현황		총계	가 연 성														
시도	시군구	대분류	중분류				소계	폐지류	폐목재류	폐합성고분자화합물				유기성오니류				동식물성잔재물	폐식용유	기타
										폐섬유류	폐합성 수지	폐합성 고무	폐피혁	폐수처리오니	공정오니	정수 처리오니	하수 처리오니			
경남	양산시	C	10	발 생 량		111.3	111.3	0.0	0.0	0.0	8.6	0.0	0.0	18.5	10.5	0.0	0.0	73.7	0.0	0.0
				처리방법	매 립	1.3	1.3							0.2				1.1		
					소 각	6.1	6.1				6.1									
					재 활 용	82.9	82.9		0.0		2.5			1.3	6.5			72.6	0.0	
					해역배출	21.0	21.0							17.0	4.0					
		C	11	발 생 량		52.0	45.8	0.0	0.1	0.0	1.3	0.0	0.0	43.2	0.0	0.0	0.0	0.3	0.0	0.9
				처리방법	매 립	0.1	0.0													
					소 각	0.6	0.6				0.6									
					재 활 용	51.3	45.2		0.1		0.7			43.2				0.3		0.9
					해역배출	0.0	0.0													
		C	12	발 생 량		4.3	4.3	0.0	1.5	0.0	2.4	0.0	0.0	0.4	0.0	0.0	0.0	0.0	0.0	0.0
				처리방법	매 립	0.4	0.4							0.4						
					소 각	2.2	2.2				2.2									
					재 활 용	1.7	1.7		1.5		0.2									
					해역배출	0.0	0.0													
		C	13	발 생 량		1.0	1.0	0.0	0.0	0.8	0.2	0.0	0.0	0.0	0.0	0.0	0.0	0.0	0.0	0.0
				처리방법	매 립	0.0	0.0							0.0						
					소 각	1.0	1.0			0.8	0.2									
					재 활 용	0.0	0.0													
					해역배출	0.0	0.0													
		C	14	발 생 량		0.2	0.2	0.0	0.0	0.2	0.0	0.0	0.0	0.0	0.0	0.0	0.0	0.0	0.0	0.0
				처리방법	매 립	0.0	0.0													
					소 각	0.0	0.0													
					재 활 용	0.2	0.2			0.2										
					해역배출	0.0	0.0													
		C	15	발 생 량		0.2	0.2	0.0	0.0	0.0	0.2	0.0	0.0	0.0	0.0	0.0	0.0	0.0	0.0	0.0
				처리방법	매 립	0.0	0.0													
					소 각	0.2	0.2				0.2									
					재 활 용	0.0	0.0													
					해역배출	0.0	0.0													
		C	16	발 생 량		13.5	0.1	0.0	0.1	0.0	0.0	0.0	0.0	0.0	0.0	0.0	0.0	0.0	0.0	0.0
				처리방법	매 립	13.4	0.0													
					소 각	0.0	0.0													
					재 활 용	0.1	0.1		0.1											
					해역배출	0.0	0.0													
		C	17	발 생 량		80.3	66.9	0.0	0.1	0.0	10.1	0.0	0.0	56.6	0.0	0.0	0.0	0.1	0.0	0.0
				처리방법	매 립	16.6	3.2							3.1				0.1		
					소 각	9.4	9.4				9.4									
					재 활 용	47.5	47.5		0.1		0.7			46.7						
					해역배출	6.8	6.8							6.8						
		C	20	발 생 량		27.7	8.1	0.0	0.0	0.0	8.1	0.0	0.0	0.0	0.0	0.0	0.0	0.0	0.0	0.0
				처리방법	매 립	5.9	0.0							0.0						
					소 각	1.4	1.4				1.4									
					재 활 용	20.4	6.7				6.7									
					해역배출	0.0	0.0													
		C	22	발 생 량		57.7	56.2	0.0	2.0	0.2	18.9	33.3	0.0	0.0	0.0	0.0	0.0	0.0	0.0	1.8
				처리방법	매 립	1.5	0.2			0.2										
					소 각	14.4	14.4			0.0	11.7	2.7								
					재 활 용	41.8	41.6		2.0		7.2	30.6								1.8
					해역배출	0.0	0.0													
		C	23	발 생 량		209.1	0.4	0.0	0.0	0.0	0.1	0.3	0.0	0.0	0.0	0.0	0.0	0.0	0.0	0.0
				처리방법	매 립	0.0	0.0													
					소 각	0.1	0.1				0.1									
					재 활 용	208.7	0.0													
					해역배출	0.3	0.3					0.3								

(단위:톤/일)

구분		업종		발생량 및 처리현황		불 연 성															
시도	시군구	대분류	중분류			소계	광재류	연소재	소각재	분진류	폐주물사 모래류	폐금속류	폐석회 석고류	폐촉매	폐흡착재폐흡수재	유리·도자기편류	무기성오니류				기타
																	폐수처리오니	공정오니	정수처리오니	하수처리오니	
경남	양산시	C	10	발 생 량		0.0	0.0	0.0	0.0	0.0	0.0	0.0	0.0	0.0	0.0	0.0	0.0	0.0	0.0	0.0	0.0
				처리방법	매 립	0.0				0.0											0.0
					소 각	0.0															
					재 활 용	0.0															
					해역배출	0.0															
		C	11	발 생 량		6.2	0.0	0.0	0.0	0.0	0.1	0.1	0.0	0.0	0.1	5.8	0.0	0.1	0.0	0.0	0.0
				처리방법	매 립	0.1												0.1			
					소 각	0.0															
					재 활 용	6.1					0.1	0.1			0.1	5.8					
					해역배출	0.0															
		C	12	발 생 량		0.0	0.0	0.0	0.0	0.0	0.0	0.0	0.0	0.0	0.0	0.0	0.0	0.0	0.0	0.0	0.0
				처리방법	매 립	0.0															
					소 각	0.0															
					재 활 용	0.0															
					해역배출	0.0															
		C	13	발 생 량		0.0	0.0	0.0	0.0	0.0	0.0	0.0	0.0	0.0	0.0	0.0	0.0	0.0	0.0	0.0	0.0
				처리방법	매 립	0.0				0.0											
					소 각	0.0															
					재 활 용	0.0															
					해역배출	0.0															
		C	14	발 생 량		0.0	0.0	0.0	0.0	0.0	0.0	0.0	0.0	0.0	0.0	0.0	0.0	0.0	0.0	0.0	0.0
				처리방법	매 립	0.0															
					소 각	0.0															
					재 활 용	0.0															
					해역배출	0.0															
		C	15	발 생 량		0.0	0.0	0.0	0.0	0.0	0.0	0.0	0.0	0.0	0.0	0.0	0.0	0.0	0.0	0.0	0.0
				처리방법	매 립	0.0															
					소 각	0.0															
					재 활 용	0.0									0.0						
					해역배출	0.0															
		C	16	발 생 량		13.4	0.0	0.0	1.8	0.0	9.2	0.0	0.0	0.0	0.0	0.0	0.0	2.4	0.0	0.0	0.0
				처리방법	매 립	13.4			1.8		9.2							2.4			
					소 각	0.0															
					재 활 용	0.0															
					해역배출	0.0															
		C	17	발 생 량		13.4	0.0	0.0	1.8	0.0	9.2	0.0	0.0	0.0	0.0	0.0	0.0	2.4	0.0	0.0	0.0
				처리방법	매 립	13.4			1.8		9.2							2.4			
					소 각	0.0															
					재 활 용	0.0															
					해역배출	0.0															
		C	20	발 생 량		19.6	0.0	0.0	0.0	0.0	0.0	0.0	13.4	0.0	2.2	0.0	0.6	3.4	0.0	0.0	0.0
				처리방법	매 립	5.9									2.2		0.6	3.1			
					소 각	0.0															
					재 활 용	13.7							13.4		0.0			0.3			
					해역배출	0.0															
		C	22	발 생 량		1.5	0.0	0.0	0.1	0.9	0.0	0.0	0.0	0.0	0.2	0.0	0.1	0.2	0.0	0.0	0.0
				처리방법	매 립	1.3			0.1	0.9							0.1	0.2			
					소 각	0.0															
					재 활 용	0.2									0.2						
					해역배출	0.0															
		C	23	발 생 량		208.7	0.0	0.0	0.0	0.0	0.0	0.0	0.0	0.0	0.0	0.0	189.9	0.0	0.0	0.0	18.8
				처리방법	매 립	0.0															
					소 각	0.0															
					재 활 용	208.7											189.9				18.8
					해역배출	0.0															

(단위:톤/일)

지역구분		업종		발생량 및 처리현황		총계	가 연 성														
시도	시군구	대분류	중분류				소계	폐지류	폐목재류	폐합성고분자화합물				유기성오니류				동식물성잔재물	폐식용유	기타
										폐섬유류	폐합성 수지	폐합성 고무	폐피혁	폐수처리오니	공정오니	정수 처리오니	하수 처리오니			
경남	양산시	C	24	발 생 량		18.3	2.0	0.0	0.2	0.0	1.8	0.0	0.0	0.0	0.0	0.0	0.0	0.0	0.0	0.0
				처리방법	매 립	3.9	0.0													
					소 각	0.5	0.5				0.5									
					재 활 용	13.9	1.5		0.2		1.3									
					해역배출	0.0	0.0													
		C	25	발 생 량		93.7	40.6	0.0	0.6	0.0	40.0	0.0	0.0	0.0	0.0	0.0	0.0	0.0	0.0	0.0
				처리방법	매 립	19.8	0.0													
					소 각	40.0	40.0				40.0									
					재 활 용	33.9	0.6		0.6											
					해역배출	0.0	0.0													
		C	26	발 생 량		1.9	1.9	0.0	0.0	0.0	1.9	0.0	0.0	0.0	0.0	0.0	0.0	0.0	0.0	0.0
				처리방법	매 립	0.0	0.0													
					소 각	0.7	0.7				0.7									
					재 활 용	1.2	1.2				1.2									
					해역배출	0.0	0.0													
		C	28	발 생 량		0.3	0.0	0.0	0.0	0.0	0.0	0.0	0.0	0.0	0.0	0.0	0.0	0.0	0.0	0.0
				처리방법	매 립	0.3	0.0													
					소 각	0.0	0.0													
					재 활 용	0.0	0.0													
					해역배출	0.0	0.0													
		C	29	발 생 량		1.2	0.0	0.0	0.0	0.0	0.0	0.0	0.0	0.0	0.0	0.0	0.0	0.0	0.0	0.0
				처리방법	매 립	0.0	0.0													
					소 각	0.0	0.0													
					재 활 용	1.2	0.0													
					해역배출	0.0	0.0													
		C	30	발 생 량		0.0	0.0	0.0	0.0	0.0	0.0	0.0	0.0	0.0	0.0	0.0	0.0	0.0	0.0	0.0
				처리방법	매 립	0.0	0.0													
					소 각	0.0	0.0													
					재 활 용	0.0	0.0													
					해역배출	0.0	0.0													
		C	31	발 생 량		2.0	0.4	0.0	0.0	0.0	0.0	0.4	0.0	0.0	0.0	0.0	0.0	0.0	0.0	0.0
				처리방법	매 립	0.0	0.0													
					소 각	0.1	0.1					0.1								
					재 활 용	1.9	0.3					0.3								
					해역배출	0.0	0.0													
		C	33	발 생 량		5.1	1.1	0.0	0.1	0.0	0.8	0.0	0.0	0.2	0.0	0.0	0.0	0.0	0.0	0.0
				처리방법	매 립	4.2	0.2				0.0			0.2						
					소 각	0.8	0.8				0.8									
					재 활 용	0.1	0.1		0.1									0.0		
					해역배출	0.0	0.0													
	의령군	소계		발 생 량		109.0	39.1	0.0	1.2	0.0	28.5	0.0	0.0	4.4	0.0	0.0	4.3	0.7	0.0	0.0
				처리방법	매 립	53.1	2.5	0.0	0.0	0.0	0.0	0.0	0.0	1.1	0.0	0.0	1.4	0.0	0.0	0.0
					소 각	2.0	2.0	0.0	0.2	0.0	1.8	0.0	0.0	0.0	0.0	0.0	0.0	0.0	0.0	0.0
					재 활 용	52.8	33.5	0.0	1.0	0.0	26.7	0.0	0.0	2.2	0.0	0.0	2.9	0.7	0.0	0.0
					해역배출	1.1	1.1	0.0	0.0	0.0	0.0	0.0	0.0	1.1	0.0	0.0	0.0	0.0	0.0	0.0
		C	17	발 생 량		42.5	1.6	0.0	0.0	0.0	0.1	0.0	0.0	1.5	0.0	0.0	0.0	0.0	0.0	0.0
				처리방법	매 립	41.7	0.8							0.8						
					소 각	0.0	0.0													
					재 활 용	0.8	0.8				0.1			0.7						
					해역배출	0.0	0.0													
		C	24	발 생 량		13.8	2.0	0.0	0.0	0.0	2.0	0.0	0.0	0.0	0.0	0.0	0.0	0.0	0.0	0.0
				처리방법	매 립	1.5	0.0													
					소 각	0.8	0.8				0.8									
					재 활 용	11.5	1.2				1.2									
					해역배출	0.0	0.0													

(단위:톤/일)

구분		업종		발생량 및 처리현황	불 연 성															
시도	시군구	대분류	중분류		소계	광재류	연소재	소각재	분진류	폐주물사 모래류	폐금속류	폐석회 석고류	폐촉매	폐흡착재폐흡수재	유리·도자기편류	무기성오니류				기타
																폐수처리오니	공정오니	정수처리오니	하수처리오니	
경남	양산시	C	24	발 생 량	16.3	6.6	0.0	0.0	1.2	0.0	0.0	0.0	0.4	0.0	0.0	6.8	1.3	0.0	0.0	0.0
				처리방법 매 립	3.9				0.0	0.0						2.6	1.3			
				처리방법 소 각	0.0															
				처리방법 재 활 용	12.4	6.6			1.2	0.0			0.4			4.2				
				처리방법 해역배출	0.0															
		C	25	발 생 량	53.1	3.0	0.0	0.1	2.4	31.3	0.0	0.0	0.0	0.1	0.0	14.1	1.3	0.0	0.0	0.8
				처리방법 매 립	19.8	0.4		0.1	0.4	3.1						14.1	1.3			0.4
				처리방법 소 각	0.0															
				처리방법 재 활 용	33.3	2.6			2.0	28.2				0.1						0.4
				처리방법 해역배출	0.0															
		C	26	발 생 량	0.0	0.0	0.0	0.0	0.0	0.0	0.0	0.0	0.0	0.0	0.0	0.0	0.0	0.0	0.0	0.0
				처리방법 매 립	0.0												0.0			
				처리방법 소 각	0.0															
				처리방법 재 활 용	0.0															
				처리방법 해역배출	0.0															
		C	28	발 생 량	0.3	0.0	0.0	0.0	0.0	0.0	0.0	0.0	0.0	0.0	0.0	0.3	0.0	0.0	0.0	0.0
				처리방법 매 립	0.3											0.3				
				처리방법 소 각	0.0															
				처리방법 재 활 용	0.0															
				처리방법 해역배출	0.0															
		C	29	발 생 량	1.2	0.0	0.0	0.0	0.0	1.2	0.0	0.0	0.0	0.0	0.0	0.0	0.0	0.0	0.0	0.0
				처리방법 매 립	0.0															
				처리방법 소 각	0.0									0.0						
				처리방법 재 활 용	1.2					1.2										
				처리방법 해역배출	0.0															
		C	30	발 생 량	0.0	0.0	0.0	0.0	0.0	0.0	0.0	0.0	0.0	0.0	0.0	0.0	0.0	0.0	0.0	0.0
				처리방법 매 립	0.0															
				처리방법 소 각	0.0															
				처리방법 재 활 용	0.0															
				처리방법 해역배출	0.0															
		C	31	발 생 량	1.6	0.3	0.0	0.0	1.0	0.2	0.0	0.0	0.0	0.0	0.0	0.0	0.0	0.0	0.0	0.1
				처리방법 매 립	0.0															
				처리방법 소 각	0.0															
				처리방법 재 활 용	1.6	0.3			1.0	0.2										0.1
				처리방법 해역배출	0.0															
		C	33	발 생 량	4.0	1.0	0.0	0.0	0.7	0.0	0.0	0.0	0.0	0.7	0.0	0.2	0.6	0.0	0.0	0.8
				처리방법 매 립	4.0	1.0			0.7					0.7		0.2	0.6			0.8
				처리방법 소 각	0.0															
				처리방법 재 활 용	0.0															
				처리방법 해역배출	0.0															
	의령군	소계		발 생 량	69.9	1.5	0.0	7.9	1.3	16.8	0.0	0.0	0.0	0.0	0.0	0.0	1.2	0.0	0.0	41.2
				처리방법 매 립	50.6	0.0	0.0	7.9	0.3	0.0	0.0	0.0	0.0	0.0	0.0	0.0	1.2	0.0	0.0	41.2
				처리방법 소 각	0.0	0.0	0.0	0.0	0.0	0.0	0.0	0.0	0.0	0.0	0.0	0.0	0.0	0.0	0.0	0.0
				처리방법 재 활 용	19.3	1.5	0.0	0.0	1.0	16.8	0.0	0.0	0.0	0.0	0.0	0.0	0.0	0.0	0.0	0.0
				처리방법 해역배출	0.0	0.0	0.0	0.0	0.0	0.0	0.0	0.0	0.0	0.0	0.0	0.0	0.0	0.0	0.0	0.0
		C	17	발 생 량	40.9	0.0	0.0	7.9	0.0	0.0	0.0	0.0	0.0	0.0	0.0	0.0	0.0	0.0	0.0	33.0
				처리방법 매 립	40.9			7.9												33.0
				처리방법 소 각	0.0															
				처리방법 재 활 용	0.0															
				처리방법 해역배출	0.0															
		C	24	발 생 량	11.8	1.5	0.0	0.0	1.1	8.0	0.0	0.0	0.0	0.0	0.0	0.0	1.2	0.0	0.0	0.0
				처리방법 매 립	1.5				0.3								1.2			
				처리방법 소 각	0.0															
				처리방법 재 활 용	10.3	1.5			0.8	8.0										
				처리방법 해역배출	0.0															

(단위:톤/일)

지역구분		업종		발생량 및 처리현황		총계	가 연 성														
시도	시군구	대분류	중분류				소계	폐지류	폐목재류	폐합성고분자화합물				유기성오니류				동식물성잔재물	폐식용유	기타
										폐섬유류	폐합성 수지	폐합성 고무	폐피혁	폐수처리오니	공정오니	정수 처리오니	하수 처리오니			
경남	의령군	C	29	발 생 량		32.0	23.0	0.0	0.0	0.0	23.0	0.0	0.0	0.0	0.0	0.0	0.0	0.0	0.0	0.0
				처리방법	매 립	0.0	0.0													
					소 각	0.0	0.0													
					재 활 용	32.0	23.0				23.0									
					해역배출	0.0	0.0													
		D		발 생 량		1.6	1.6	0.0	0.0	0.0	1.6	0.0	0.0	0.0	0.0	0.0	0.0	0.0	0.0	0.0
				처리방법	매 립	0.0	0.0													
					소 각	0.0	0.0													
					재 활 용	1.6	1.6				1.6									
					해역배출	0.0	0.0													
		E		발 생 량		19.1	10.9	0.0	1.2	0.0	1.8	0.0	0.0	2.9	0.0	0.0	4.3	0.7	0.0	0.0
				처리방법	매 립	9.9	1.7							0.3			1.4			
					소 각	1.2	1.2		0.2		1.0									
					재 활 용	6.9	6.9		1.0		0.8			1.5			2.9	0.7		
					해역배출	1.1	1.1							1.1						
	함안군	소계		발 생 량		818.5	191.2	0.0	2.2	0.0	96.3	0.5	0.0	43.6	0.0	0.0	8.5	40.1	0.0	0.0
				처리방법	매 립	94.7	0.3	0.0	0.0	0.0	0.0	0.0	0.0	0.3	0.0	0.0	0.0	0.0	0.0	0.0
					소 각	76.4	76.4	0.0	0.0	0.0	70.4	0.0	0.0	0.0	0.0	0.0	6.0	0.0	0.0	0.0
					재 활 용	617.9	85.0	0.0	2.2	0.0	25.9	0.5	0.0	13.8	0.0	0.0	2.5	40.1	0.0	0.0
					해역배출	29.5	29.5	0.0	0.0	0.0	0.0	0.0	0.0	29.5	0.0	0.0	0.0	0.0	0.0	0.0
		C	10	발 생 량		17.0	16.9	0.0	0.0	0.0	0.4	0.0	0.0	8.2	0.0	0.0	0.0	8.3	0.0	0.0
				처리방법	매 립	0.1	0.0													
					소 각	0.0	0.0													
					재 활 용	12.9	12.9				0.4			4.2				8.3		
					해역배출	4.0	4.0							4.0						
		C	11	발 생 량		45.5	45.5	0.0	0.0	0.0	0.3	0.0	0.0	13.4	0.0	0.0	0.0	31.8	0.0	0.0
				처리방법	매 립	0.0	0.0													
					소 각	0.0	0.0													
					재 활 용	41.6	41.6				0.3			9.5				31.8		
					해역배출	3.9	3.9							3.9						
		C	13	발 생 량		0.6	0.0	0.0	0.0	0.0	0.0	0.0	0.0	0.0	0.0	0.0	0.0	0.0	0.0	0.0
				처리방법	매 립	0.6	0.0													
					소 각	0.0	0.0													
					재 활 용	0.0	0.0													
					해역배출	0.0	0.0													
		C	17	발 생 량		132.5	74.8	0.0	0.0	0.0	60.4	0.0	0.0	14.4	0.0	0.0	0.0	0.0	0.0	0.0
				처리방법	매 립	57.7	0.0													
					소 각	60.4	60.4				60.4									
					재 활 용	0.0	0.0													
					해역배출	14.4	14.4							14.4						
		C	20	발 생 량		1.0	1.0	0.0	0.6	0.0	0.4	0.0	0.0	0.0	0.0	0.0	0.0	0.0	0.0	0.0
				처리방법	매 립	0.0	0.0													
					소 각	0.0	0.0													
					재 활 용	1.0	1.0		0.6		0.4									
					해역배출	0.0	0.0													
		C	21	발 생 량		0.0	0.0	0.0	0.0	0.0	0.0	0.0	0.0	0.0	0.0	0.0	0.0	0.0	0.0	0.0
				처리방법	매 립	0.0	0.0													
					소 각	0.0	0.0													
					재 활 용	0.0	0.0													
					해역배출	0.0	0.0													
		C	22	발 생 량		0.5	0.5	0.0	0.0	0.0	0.0	0.5	0.0	0.0	0.0	0.0	0.0	0.0	0.0	0.0
				처리방법	매 립	0.0	0.0													
					소 각	0.0	0.0													
					재 활 용	0.5	0.5					0.5								
					해역배출	0.0	0.0													

(단위:톤/일)

구분		업종		발생량 및 처리현황	불 연 성															
시도	시군구	대분류	중분류		소계	광재류	연소재	소각재	분진류	폐주물사 모래류	폐금속류	폐석회 석고류	폐촉매	폐흡착재폐흡수재	유리·도자기편류	무기성오니류				기타
																폐수처리오니	공정오니	정수처리오니	하수처리오니	
경남	의령군	C	29	발 생 량	9.0	0.0	0.0	0.0	0.2	8.8	0.0	0.0	0.0	0.0	0.0	0.0	0.0	0.0	0.0	0.0
				처리방법 매 립	0.0															
				처리방법 소 각	0.0															
				처리방법 재 활 용	9.0				0.2	8.8										
				처리방법 해역배출	0.0															
		D		발 생 량	0.0	0.0	0.0	0.0	0.0	0.0	0.0	0.0	0.0	0.0	0.0	0.0	0.0	0.0	0.0	0.0
				처리방법 매 립	0.0															
				처리방법 소 각	0.0															
				처리방법 재 활 용	0.0															
				처리방법 해역배출	0.0															
		E		발 생 량	8.2	0.0	0.0	0.0	0.0	0.0	0.0	0.0	0.0	0.0	0.0	0.0	0.0	0.0	0.0	8.2
				처리방법 매 립	8.2															8.2
				처리방법 소 각	0.0															
				처리방법 재 활 용	0.0															
				처리방법 해역배출	0.0															
	함안군	소계		발 생 량	627.3	329.5	0.1	36.5	7.2	80.9	1.4	1.5	2.1	0.1	1.8	3.0	32.9	32.1	0.0	98.2
				처리방법 매 립	94.4	0.0	0.0	36.5	1.3	0.0	0.0	1.5	0.0	0.0	1.8	1.1	25.5	0.0	0.0	26.7
				처리방법 소 각	0.0	0.0	0.0	0.0	0.0	0.0	0.0	0.0	0.0	0.0	0.0	0.0	0.0	0.0	0.0	0.0
				처리방법 재 활 용	532.9	329.5	0.1	0.0	5.9	80.9	1.4	0.0	2.1	0.1	0.0	1.9	7.4	32.1	0.0	71.5
				처리방법 해역배출	0.0	0.0	0.0	0.0	0.0	0.0	0.0	0.0	0.0	0.0	0.0	0.0	0.0	0.0	0.0	0.0
		C	10	발 생 량	0.1	0.0	0.0	0.1	0.0	0.0	0.0	0.0	0.0	0.0	0.0	0.0	0.0	0.0	0.0	0.0
				처리방법 매 립	0.1			0.1												
				처리방법 소 각	0.0															
				처리방법 재 활 용	0.0															
				처리방법 해역배출	0.0															
		C	11	발 생 량	0.0	0.0	0.0	0.0	0.0	0.0	0.0	0.0	0.0	0.0	0.0	0.0	0.0	0.0	0.0	0.0
				처리방법 매 립	0.0															
				처리방법 소 각	0.0															
				처리방법 재 활 용	0.0															
				처리방법 해역배출	0.0															
		C	13	발 생 량	0.6	0.0	0.0	0.6	0.0	0.0	0.0	0.0	0.0	0.0	0.0	0.0	0.0	0.0	0.0	0.0
				처리방법 매 립	0.6			0.6												
				처리방법 소 각	0.0															
				처리방법 재 활 용	0.0															
				처리방법 해역배출	0.0															
		C	17	발 생 량	57.7	0.0	0.0	31.0	0.0	0.0	0.0	1.5	0.0	0.0	0.0	0.0	25.2	0.0	0.0	0.0
				처리방법 매 립	57.7			31.0				1.5					25.2			
				처리방법 소 각	0.0															
				처리방법 재 활 용	0.0															
				처리방법 해역배출	0.0															
		C	20	발 생 량	0.0	0.0	0.0	0.0	0.0	0.0	0.0	0.0	0.0	0.0	0.0	0.0	0.0	0.0	0.0	0.0
				처리방법 매 립	0.0															
				처리방법 소 각	0.0															
				처리방법 재 활 용	0.0															
				처리방법 해역배출	0.0															
		C	21	발 생 량	0.0	0.0	0.0	0.0	0.0	0.0	0.0	0.0	0.0	0.0	0.0	0.0	0.0	0.0	0.0	0.0
				처리방법 매 립	0.0															
				처리방법 소 각	0.0															
				처리방법 재 활 용	0.0															
				처리방법 해역배출	0.0															
		C	22	발 생 량	0.0	0.0	0.0	0.0	0.0	0.0	0.0	0.0	0.0	0.0	0.0	0.0	0.0	0.0	0.0	0.0
				처리방법 매 립	0.0															
				처리방법 소 각	0.0															
				처리방법 재 활 용	0.0															
				처리방법 해역배출	0.0															

(단위:톤/일)

지역구분		업종		발생량 및 처리현황		총계	가 연 성														
시도	시군구	대분류	중분류				소계	폐지류	폐목재류	폐합성고분자화합물				유기성오니류				동식물성잔재물	폐식용유	기타
										폐섬유류	폐합성 수지	폐합성 고무	폐피혁	폐수처리오니	공정오니	정수 처리오니	하수 처리오니			
경남	함안군	C	23	발 생 량		34.9	0.1	0.0	0.0	0.0	0.0	0.0	0.0	0.1	0.0	0.0	0.0	0.0	0.0	0.0
				처리방법	매 립	0.5	0.0													
					소 각	0.0	0.0													
					재 활 용	34.4	0.1							0.1						
					해역배출	0.0	0.0													
		C	24	발 생 량		454.6	4.2	0.0	0.4	0.0	3.8	0.0	0.0	0.0	0.0	0.0	0.0	0.0	0.0	0.0
				처리방법	매 립	0.5	0.0													
					소 각	0.0	0.0													
					재 활 용	454.1	4.2		0.4		3.8									
					해역배출	0.0	0.0													
		C	25	발 생 량		12.6	1.1	0.0	0.0	0.0	1.1	0.0	0.0	0.0	0.0	0.0	0.0	0.0	0.0	0.0
				처리방법	매 립	0.9	0.0													
					소 각	0.0	0.0													
					재 활 용	11.7	1.1				1.1									
					해역배출	0.0	0.0													
		C	28	발 생 량		0.0	0.0	0.0	0.0	0.0	0.0	0.0	0.0	0.0	0.0	0.0	0.0	0.0	0.0	0.0
				처리방법	매 립	0.0	0.0													
					소 각	0.0	0.0													
					재 활 용	0.0	0.0													
					해역배출	0.0	0.0													
		C	29	발 생 량		1.7	0.6	0.0	0.3	0.0	0.3	0.0	0.0	0.0	0.0	0.0	0.0	0.0	0.0	0.0
				처리방법	매 립	0.0	0.0													
					소 각	0.0	0.0													
					재 활 용	1.7	0.6		0.3		0.3									
					해역배출	0.0	0.0													
		C	30	발 생 량		3.0	0.2	0.0	0.0	0.0	0.2	0.0	0.0	0.0	0.0	0.0	0.0	0.0	0.0	0.0
				처리방법	매 립	0.1	0.0													
					소 각	0.1	0.1				0.1									
					재 활 용	2.8	0.1				0.1									
					해역배출	0.0	0.0													
		C	31	발 생 량		1.2	0.5	0.0	0.0	0.0	0.5	0.0	0.0	0.0	0.0	0.0	0.0	0.0	0.0	0.0
				처리방법	매 립	0.6	0.0													
					소 각	0.0	0.0													
					재 활 용	0.6	0.5				0.5									
					해역배출	0.0	0.0													
		C	33	발 생 량		0.2	0.2	0.0	0.0	0.0	0.2	0.0	0.0	0.0	0.0	0.0	0.0	0.0	0.0	0.0
				처리방법	매 립	0.0	0.0													
					소 각	0.0	0.0													
					재 활 용	0.2	0.2				0.2									
					해역배출	0.0	0.0													
		D		발 생 량		32.1	0.0	0.0	0.0	0.0	0.0	0.0	0.0	0.0	0.0	0.0	0.0	0.0	0.0	0.0
				처리방법	매 립	0.0	0.0													
					소 각	0.0	0.0													
					재 활 용	32.1	0.0													
					해역배출	0.0	0.0													
		E		발 생 량		67.8	37.1	0.0	0.9	0.0	28.7	0.0	0.0	7.5	0.0	0.0	0.0	0.0	0.0	0.0
				처리방법	매 립	28.9	0.3							0.3						
					소 각	9.9	9.9				9.9									
					재 활 용	21.8	19.7		0.9		18.8									
					해역배출	7.2	7.2							7.2						
		G		발 생 량		0.0	0.0	0.0	0.0	0.0	0.0	0.0	0.0	0.0	0.0	0.0	0.0	0.0	0.0	0.0
				처리방법	매 립	0.0	0.0													
					소 각	0.0	0.0													
					재 활 용	0.0	0.0													
					해역배출	0.0	0.0													

(단위:톤/일)

구분		업종		발생량 및 처리현황		불 연 성																
시도	시군구	대분류	중분류			소계	광재류	연소재	소각재	분진류	폐주물사 모래류	폐금속류	폐석회 석고류	폐촉매	폐흡착재폐흡수재	유리·도자기편류	무기성오니류				기타
																	폐수처리오니	공정오니	정수처리오니	하수처리오니	
경남	함안군	C	23	발 생 량		34.8	0.0	0.0	0.0	0.0	0.0	0.0	0.0	0.0	0.0	0.0	0.3	0.2	0.0	0.0	34.3
				처리방법	매 립	0.5											0.3	0.2			
					소 각	0.0															
					재 활 용	34.3															34.3
					해역배출	0.0															
		C	24	발 생 량		450.4	329.1	0.0	0.0	6.1	67.2	1.4	0.0	0.0	0.0	0.0	1.9	7.3	0.0	0.0	37.4
				처리방법	매 립	0.5				0.3											0.2
					소 각	0.0															
					재 활 용	449.9	329.1			5.8	67.2	1.4					1.9	7.3			37.2
					해역배출	0.0															
		C	25	발 생 량		11.5	0.1	0.0	0.0	0.3	10.3	0.0	0.0	0.0	0.0	0.0	0.0	0.1	0.0	0.0	0.7
				처리방법	매 립	0.9				0.2											0.7
					소 각	0.0															
					재 활 용	10.6	0.1			0.1	10.3							0.1			
					해역배출	0.0															
		C	28	발 생 량		0.0	0.0	0.0	0.0	0.0	0.0	0.0	0.0	0.0	0.0	0.0	0.0	0.0	0.0	0.0	0.0
				처리방법	매 립	0.0															
					소 각	0.0															
					재 활 용	0.0															
					해역배출	0.0															
		C	29	발 생 량		1.1	0.0	0.0	0.0	0.0	1.1	0.0	0.0	0.0	0.0	0.0	0.0	0.0	0.0	0.0	0.0
				처리방법	매 립	0.0															
					소 각	0.0															
					재 활 용	1.1					1.1										
					해역배출	0.0															
		C	30	발 생 량		2.8	0.3	0.0	0.0	0.0	2.3	0.0	0.0	0.0	0.1	0.0	0.0	0.1	0.0	0.0	0.0
				처리방법	매 립	0.1												0.1			
					소 각	0.0															
					재 활 용	2.7	0.3				2.3				0.1						
					해역배출	0.0															
		C	31	발 생 량		0.7	0.0	0.1	0.0	0.6	0.0	0.0	0.0	0.0	0.0	0.0	0.0	0.0	0.0	0.0	0.0
				처리방법	매 립	0.6				0.6											
					소 각	0.0															
					재 활 용	0.1		0.1													
					해역배출	0.0															
		C	33	발 생 량		0.0	0.0	0.0	0.0	0.0	0.0	0.0	0.0	0.0	0.0	0.0	0.0	0.0	0.0	0.0	0.0
				처리방법	매 립	0.0															
					소 각	0.0															
					재 활 용	0.0															
					해역배출	0.0															
		D		발 생 량		32.1	0.0	0.0	0.0	0.0	0.0	0.0	0.0	0.0	0.0	0.0	0.0	0.0	32.1	0.0	0.0
				처리방법	매 립	0.0															
					소 각	0.0															
					재 활 용	32.1													32.1		
					해역배출	0.0															
		E		발 생 량		30.7	0.0	0.0	0.0	0.2	0.0	0.0	0.0	2.1	0.0	1.8	0.8	0.0	0.0	0.0	25.8
				처리방법	매 립	28.6				0.2						1.8	0.8				25.8
					소 각	0.0															
					재 활 용	2.1								2.1							
					해역배출	0.0															
		G		발 생 량		0.0	0.0	0.0	0.0	0.0	0.0	0.0	0.0	0.0	0.0	0.0	0.0	0.0	0.0	0.0	0.0
				처리방법	매 립	0.0															
					소 각	0.0															
					재 활 용	0.0															
					해역배출	0.0															

(단위:톤/일)

지역구분		업종		발생량 및 처리현황		총계	가 연 성														
시도	시군구	대분류	중분류				소계	폐지류	폐목재류	폐합성고분자화합물				유기성오니류				동식물성잔재물	폐식용유	기타
										폐섬유류	폐합성 수지	폐합성 고무	폐피혁	폐수처리오니	공정오니	정수 처리오니	하수 처리오니			
경남	함안군	O		발 생 량		13.3	8.5	0.0	0.0	0.0	0.0	0.0	0.0	0.0	0.0	0.0	8.5	0.0	0.0	0.0
				처리방법	매 립	4.8	0.0													
					소 각	6.0	6.0										6.0			
					재 활 용	2.5	2.5										2.5			
					해역배출	0.0	0.0													
		S		발 생 량		0.0	0.0	0.0	0.0	0.0	0.0	0.0	0.0	0.0	0.0	0.0	0.0	0.0	0.0	0.0
				처리방법	매 립	0.0	0.0													
					소 각	0.0	0.0													
					재 활 용	0.0	0.0													
					해역배출	0.0	0.0													
	창녕군	소계		발 생 량		89.8	48.5	0.0	1.2	0.0	5.8	4.2	0.0	9.4	5.3	0.0	5.3	16.1	0.0	1.2
				처리방법	매 립	6.1	2.7	0.0	0.0	0.0	0.3	0.0	0.0	1.9	0.1	0.0	0.0	0.0	0.0	0.4
					소 각	0.9	0.5	0.0	0.0	0.0	0.5	0.0	0.0	0.0	0.0	0.0	0.0	0.0	0.0	0.0
					재 활 용	70.2	32.7	0.0	1.2	0.0	5.0	4.2	0.0	0.1	0.0	0.0	5.3	16.1	0.0	0.8
					해역배출	12.6	12.6	0.0	0.0	0.0	0.0	0.0	0.0	7.4	5.2	0.0	0.0	0.0	0.0	0.0
		C	10	발 생 량		29.3	29.3	0.0	0.0	0.0	0.4	0.0	0.0	7.5	5.3	0.0	0.0	16.1	0.0	0.0
				처리방법	매 립	0.1	0.1								0.1					
					소 각	0.0	0.0													
					재 활 용	16.6	16.6				0.4			0.1				16.1		
					해역배출	12.6	12.6							7.4	5.2					
		C	13	발 생 량		0.5	0.5	0.0	0.0	0.0	0.5	0.0	0.0	0.0	0.0	0.0	0.0	0.0	0.0	0.0
				처리방법	매 립	0.1	0.1				0.1									
					소 각	0.0	0.0													
					재 활 용	0.4	0.4				0.4									
					해역배출	0.0	0.0													
		C	20	발 생 량		0.2	0.2	0.0	0.0	0.0	0.2	0.0	0.0	0.0	0.0	0.0	0.0	0.0	0.0	0.0
				처리방법	매 립	0.0	0.0													
					소 각	0.0	0.0													
					재 활 용	0.2	0.2				0.2									
					해역배출	0.0	0.0													
		C	22	발 생 량		6.5	6.5	0.0	0.0	0.0	2.3	4.2	0.0	0.0	0.0	0.0	0.0	0.0	0.0	0.0
				처리방법	매 립	0.0	0.0													
					소 각	0.0	0.0													
					재 활 용	6.5	6.5				2.3	4.2								
					해역배출	0.0	0.0													
		C	23	발 생 량		6.8	0.9	0.0	0.0	0.0	0.9	0.0	0.0	0.0	0.0	0.0	0.0	0.0	0.0	0.0
				처리방법	매 립	0.1	0.0													
					소 각	0.0	0.0													
					재 활 용	6.7	0.9				0.9									
					해역배출	0.0	0.0													
		C	25	발 생 량		8.5	0.3	0.0	0.0	0.0	0.3	0.0	0.0	0.0	0.0	0.0	0.0	0.0	0.0	0.0
				처리방법	매 립	0.3	0.0													
					소 각	0.4	0.2				0.2									
					재 활 용	7.8	0.1				0.1									
					해역배출	0.0	0.0													
		C	30	발 생 량		0.8	0.6	0.0	0.0	0.0	0.6	0.0	0.0	0.0	0.0	0.0	0.0	0.0	0.0	0.0
				처리방법	매 립	0.3	0.2				0.2									
					소 각	0.1	0.1				0.1									
					재 활 용	0.4	0.3				0.3									
					해역배출	0.0	0.0													
		C	31	발 생 량		0.2	0.0	0.0	0.0	0.0	0.0	0.0	0.0	0.0	0.0	0.0	0.0	0.0	0.0	0.0
				처리방법	매 립	0.2	0.0													
					소 각	0.0	0.0													
					재 활 용	0.0	0.0													
					해역배출	0.0	0.0													

(단위:톤/일)

구분		업종		발생량 및 처리현황		불 연 성															
시도	시군구	대분류	중분류			소계	광재류	연소재	소각재	분진류	폐주물사 모래류	폐금속류	폐석회 석고류	폐촉매	폐흡착재폐흡수재	유리·도자기편류	무기성오니류				기타
																	폐수처리오니	공정오니	정수처리오니	하수처리오니	
경남	함안군	O		발 생 량		4.8	0.0	0.0	4.8	0.0	0.0	0.0	0.0	0.0	0.0	0.0	0.0	0.0	0.0	0.0	0.0
				처리방법	매 립	4.8			4.8												
					소 각	0.0															
					재 활 용	0.0															
					해역배출	0.0															
		S		발 생 량		0.0	0.0	0.0	0.0	0.0	0.0	0.0	0.0	0.0	0.0	0.0	0.0	0.0	0.0	0.0	0.0
				처리방법	매 립	0.0															
					소 각	0.0															
					재 활 용	0.0															
					해역배출	0.0															
	창녕군	소계		발 생 량		41.3	0.4	0.0	0.0	0.9	5.9	0.0	0.0	0.0	0.0	0.0	0.4	1.9	0.0	0.0	31.8
				처리방법	매 립	3.4	0.2	0.0	0.0	0.2	0.0	0.0	0.0	0.0	0.0	0.0	0.2	0.7	0.0	0.0	2.1
					소 각	0.4	0.2	0.0	0.0	0.0	0.0	0.0	0.0	0.0	0.0	0.0	0.2	0.0	0.0	0.0	0.0
					재 활 용	37.5	0.0	0.0	0.0	0.7	5.9	0.0	0.0	0.0	0.0	0.0	0.0	1.2	0.0	0.0	29.7
					해역배출	0.0	0.0	0.0	0.0	0.0	0.0	0.0	0.0	0.0	0.0	0.0	0.0	0.0	0.0	0.0	0.0
		C	10	발 생 량		0.0	0.0	0.0	0.0	0.0	0.0	0.0	0.0	0.0	0.0	0.0	0.0	0.0	0.0	0.0	0.0
				처리방법	매 립	0.0															
					소 각	0.0															
					재 활 용	0.0															
					해역배출	0.0															
		C	13	발 생 량		0.0	0.0	0.0	0.0	0.0	0.0	0.0	0.0	0.0	0.0	0.0	0.0	0.0	0.0	0.0	0.0
				처리방법	매 립	0.0															
					소 각	0.0															
					재 활 용	0.0															
					해역배출	0.0															
		C	20	발 생 량		0.0	0.0	0.0	0.0	0.0	0.0	0.0	0.0	0.0	0.0	0.0	0.0	0.0	0.0	0.0	0.0
				처리방법	매 립	0.0															
					소 각	0.0															
					재 활 용	0.0															
					해역배출	0.0															
		C	22	발 생 량		0.0	0.0	0.0	0.0	0.0	0.0	0.0	0.0	0.0	0.0	0.0	0.0	0.0	0.0	0.0	0.0
				처리방법	매 립	0.0															
					소 각	0.0															
					재 활 용	0.0															
					해역배출	0.0															
		C	23	발 생 량		5.9	0.0	0.0	0.0	0.1	0.0	0.0	0.0	0.0	0.0	0.0	0.0	0.0	0.0	0.0	5.8
				처리방법	매 립	0.1				0.1											
					소 각	0.0															
					재 활 용	5.8															5.8
					해역배출	0.0															
		C	25	발 생 량		8.2	0.4	0.0	0.0	0.7	5.9	0.0	0.0	0.0	0.0	0.0	0.0	1.2	0.0	0.0	0.0
				처리방법	매 립	0.3	0.2											0.1			
					소 각	0.2	0.2														
					재 활 용	7.7				0.7	5.9							1.1			
					해역배출	0.0															
		C	30	발 생 량		0.2	0.0	0.0	0.0	0.1	0.0	0.0	0.0	0.0	0.0	0.0	0.0	0.1	0.0	0.0	0.0
				처리방법	매 립	0.1				0.1											
					소 각	0.0															
					재 활 용	0.1												0.1			
					해역배출	0.0															
		C	31	발 생 량		0.2	0.0	0.0	0.0	0.0	0.0	0.0	0.0	0.0	0.0	0.0	0.2	0.0	0.0	0.0	0.0
				처리방법	매 립	0.2											0.2				
					소 각	0.0															
					재 활 용	0.0															
					해역배출	0.0															

(단위:톤/일)

지역구분		업종		발생량 및 처리현황		총계	가 연 성														
시도	시군구	대분류	중분류				소계	폐지류	폐목재류	폐합성고분자화합물				유기성오니류				동식물성잔재물	폐식용유	기타
										폐섬유류	폐합성 수지	폐합성 고무	폐피혁	폐수처리오니	공정오니	정수 처리오니	하수 처리오니			
경남	창녕군	C	33	발생량		21.0	0.2	0.0	0.0	0.0	0.2	0.0	0.0	0.0	0.0	0.0	0.0	0.0	0.0	0.0
				처리방법	매 립	2.1	0.0													
					소 각	0.2	0.2				0.2									
					재 활 용	18.7	0.0													
					해역배출	0.0	0.0													
		D		발생량		0.8	0.8	0.0	0.0	0.0	0.0	0.0	0.0	0.0	0.0	0.0	0.0	0.0	0.0	0.8
				처리방법	매 립	0.0	0.0													
					소 각	0.0	0.0													
					재 활 용	0.8	0.8													0.8
					해역배출	0.0	0.0													
		E		발생량		12.2	6.2	0.0	0.0	0.0	0.3	0.0	0.0	0.2	0.0	0.0	5.3	0.0	0.0	0.4
				처리방법	매 립	1.2	0.6							0.2						0.4
					소 각	0.2	0.0													
					재 활 용	10.8	5.6				0.3						5.3			
					해역배출	0.0	0.0													
		F		발생량		2.3	2.3	0.0	0.6	0.0	0.0	0.0	0.0	1.7	0.0	0.0	0.0	0.0	0.0	0.0
				처리방법	매 립	1.7	1.7							1.7						
					소 각	0.0	0.0													
					재 활 용	0.6	0.6		0.6											
					해역배출	0.0	0.0													
		O		발생량		0.0	0.0	0.0	0.0	0.0	0.0	0.0	0.0	0.0	0.0	0.0	0.0	0.0	0.0	0.0
				처리방법	매 립	0.0	0.0													
					소 각	0.0	0.0													
					재 활 용	0.0	0.0													
					해역배출	0.0	0.0													
		R		발생량		0.1	0.1	0.0	0.0	0.0	0.1	0.0	0.0	0.0	0.0	0.0	0.0	0.0	0.0	0.0
				처리방법	매 립	0.0	0.0													
					소 각	0.0	0.0													
					재 활 용	0.1	0.1				0.1									
					해역배출	0.0	0.0													
		T		발생량		0.6	0.6	0.0	0.6	0.0	0.0	0.0	0.0	0.0	0.0	0.0	0.0	0.0	0.0	0.0
				처리방법	매 립	0.0	0.0													
					소 각	0.0	0.0													
					재 활 용	0.6	0.6		0.6											
					해역배출	0.0	0.0													
	고성군	소계		발생량		1,437.8	162.9	0.0	28.5	0.0	15.8	0.7	0.0	10.2	0.5	0.0	6.2	98.0	0.0	3.0
				처리방법	매 립	26.4	2.0	0.0	0.0	0.0	0.0	0.0	0.0	0.0	0.5	0.0	0.0	1.4	0.0	0.1
					소 각	6.1	6.1	0.0	0.2	0.0	0.8	0.1	0.0	0.0	0.0	0.0	0.0	3.3	0.0	1.7
					재 활 용	1,393.5	143.0	0.0	28.3	0.0	15.0	0.6	0.0	0.0	0.0	0.0	6.2	91.7	0.0	1.2
					해역배출	11.8	11.8	0.0	0.0	0.0	0.0	0.0	0.0	10.2	0.0	0.0	0.0	1.6	0.0	0.0
		A		발생량		42.7	42.7	0.0	0.0	0.0	0.3	0.0	0.0	0.0	0.0	0.0	0.0	42.4	0.0	0.0
				처리방법	매 립	0.0	0.0													
					소 각	0.0	0.0													
					재 활 용	42.7	42.7				0.3							42.4		
					해역배출	0.0	0.0													
		C	10	발생량		30.0	30.0	0.0	0.0	0.0	0.2	0.0	0.0	0.0	0.0	0.0	0.0	29.8	0.0	0.0
				처리방법	매 립	0.0	0.0													
					소 각	0.0	0.0													
					재 활 용	28.4	28.4				0.2							28.2		
					해역배출	1.6	1.6											1.6		
		C	20	발생량		0.2	0.2	0.0	0.0	0.0	0.2	0.0	0.0	0.0	0.0	0.0	0.0	0.0	0.0	0.0
				처리방법	매 립	0.0	0.0													
					소 각	0.0	0.0													
					재 활 용	0.2	0.2				0.2									
					해역배출	0.0	0.0													

(단위:톤/일)

구분		업종		발생량 및 처리현황		불 연 성															
시도	시군구	대분류	중분류			소계	광재류	연소재	소각재	분진류	폐주물사 모래류	폐금속류	폐석회 석고류	폐촉매	폐흡착재폐흡수재	유리·도자기편류	무기성오니류				기타
																	폐수처리오니	공정오니	정수처리오니	하수처리오니	
경남	창녕군	C	33	발 생 량		20.8	0.0	0.0	0.0	0.0	0.0	0.0	0.0	0.0	0.0	0.0	0.0	0.0	0.0	0.0	20.8
				처리방법	매 립	2.1															2.1
					소 각	0.0															
					재 활 용	18.7															18.7
					해역배출	0.0															
		D		발 생 량		0.0	0.0	0.0	0.0	0.0	0.0	0.0	0.0	0.0	0.0	0.0	0.0	0.0	0.0	0.0	0.0
				처리방법	매 립	0.0															
					소 각	0.0															
					재 활 용	0.0															
					해역배출	0.0															
		E		발 생 량		6.0	0.0	0.0	0.0	0.0	0.0	0.0	0.0	0.0	0.0	0.0	0.2	0.6	0.0	0.0	5.2
				처리방법	매 립	0.6												0.6			
					소 각	0.2											0.2				
					재 활 용	5.2															5.2
					해역배출	0.0															
		F		발 생 량		0.0	0.0	0.0	0.0	0.0	0.0	0.0	0.0	0.0	0.0	0.0	0.0	0.0	0.0	0.0	0.0
				처리방법	매 립	0.0															
					소 각	0.0															
					재 활 용	0.0															
					해역배출	0.0															
		O		발 생 량		0.0	0.0	0.0	0.0	0.0	0.0	0.0	0.0	0.0	0.0	0.0	0.0	0.0	0.0	0.0	0.0
				처리방법	매 립	0.0													0.0		
					소 각	0.0															
					재 활 용	0.0															
					해역배출	0.0															
		R		발 생 량		0.0	0.0	0.0	0.0	0.0	0.0	0.0	0.0	0.0	0.0	0.0	0.0	0.0	0.0	0.0	0.0
				처리방법	매 립	0.0															
					소 각	0.0															
					재 활 용	0.0															
					해역배출	0.0															
		T		발 생 량		0.0	0.0	0.0	0.0	0.0	0.0	0.0	0.0	0.0	0.0	0.0	0.0	0.0	0.0	0.0	0.0
				처리방법	매 립	0.0															
					소 각	0.0															
					재 활 용	0.0															
					해역배출	0.0															
	고성군	소계		발 생 량		1,274.9	6.5	1,241.8	4.4	3.5	2.7	0.0	0.1	0.8	0.1	0.2	3.0	0.1	0.0	0.0	11.7
				처리방법	매 립	24.4	5.1	0.0	4.4	1.1	0.0	0.0	0.1	0.3	0.0	0.2	3.0	0.1	0.0	0.0	10.1
					소 각	0.0	0.0	0.0	0.0	0.0	0.0	0.0	0.0	0.0	0.0	0.0	0.0	0.0	0.0	0.0	0.0
					재 활 용	1,250.5	1.4	1,241.8	0.0	2.4	2.7	0.0	0.0	0.5	0.1	0.0	0.0	0.0	0.0	0.0	1.6
					해역배출	0.0	0.0	0.0	0.0	0.0	0.0	0.0	0.0	0.0	0.0	0.0	0.0	0.0	0.0	0.0	0.0
		A		발 생 량		0.0	0.0	0.0	0.0	0.0	0.0	0.0	0.0	0.0	0.0	0.0	0.0	0.0	0.0	0.0	0.0
				처리방법	매 립	0.0															
					소 각	0.0															
					재 활 용	0.0															
					해역배출	0.0															
		C	10	발 생 량		0.0	0.0	0.0	0.0	0.0	0.0	0.0	0.0	0.0	0.0	0.0	0.0	0.0	0.0	0.0	0.0
				처리방법	매 립	0.0															
					소 각	0.0															
					재 활 용	0.0															
					해역배출	0.0															
		C	20	발 생 량		0.0	0.0	0.0	0.0	0.0	0.0	0.0	0.0	0.0	0.0	0.0	0.0	0.0	0.0	0.0	0.0
				처리방법	매 립	0.0															
					소 각	0.0															
					재 활 용	0.0															
					해역배출	0.0															

(단위:톤/일)

지역구분		업종		발생량 및 처리현황		총계	가 연 성														
시도	시군구	대분류	중분류				소계	폐지류	폐목재류	폐합성고분자화합물				유기성오니류				동식물성잔재물	폐식용유	기타
										폐섬유류	폐합성 수지	폐합성 고무	폐피혁	폐수처리오니	공정오니	정수 처리오니	하수 처리오니			
경남	고성군	C	24	발 생 량		0.8	0.5	0.0	0.0	0.0	0.5	0.0	0.0	0.0	0.0	0.0	0.0	0.0	0.0	0.0
				처리방법	매 립	0.3	0.0													
					소 각	0.0	0.0													
					재 활 용	0.5	0.5				0.5									
					해역배출	0.0	0.0													
		C	31	발 생 량		27.2	14.7	0.0	2.1	0.0	11.4	0.0	0.0	0.0	0.0	0.0	0.0	0.0	0.0	1.2
				처리방법	매 립	5.9	0.0													
					소 각	0.1	0.1				0.1									
					재 활 용	21.2	14.6		2.1		11.3									1.2
					해역배출	0.0	0.0													
		C	33	발 생 량		0.1	0.1	0.0	0.0	0.0	0.1	0.0	0.0	0.0	0.0	0.0	0.0	0.0	0.0	0.0
				처리방법	매 립	0.0	0.0													
					소 각	0.0	0.0													
					재 활 용	0.1	0.1				0.1									
					해역배출	0.0	0.0													
		D		발 생 량		1,250.1	2.6	0.0	0.2	0.0	0.5	0.4	0.0	0.0	0.0	0.0	0.0	1.4	0.0	0.1
				처리방법	매 립	4.8	1.2											1.1		0.1
					소 각	1.0	1.0		0.2		0.4	0.1						0.3		
					재 활 용	1,244.3	0.4				0.1	0.3								
					해역배출	0.0	0.0													
		E		발 생 량		62.9	62.9	0.0	25.7	0.0	1.4	0.0	0.0	7.1	0.5	0.0	6.2	22.0	0.0	0.0
				처리방법	매 립	0.5	0.5								0.5					
					소 각	3.1	3.1				0.1							3.0		
					재 활 용	52.2	52.2		25.7		1.3						6.2	19.0		
					해역배출	7.1	7.1							7.1						
		F		발 생 량		0.9	0.5	0.0	0.4	0.0	0.1	0.0	0.0	0.0	0.0	0.0	0.0	0.0	0.0	0.0
				처리방법	매 립	0.4	0.0													
					소 각	0.1	0.1				0.1									
					재 활 용	0.4	0.4		0.4											
					해역배출	0.0	0.0													
		G		발 생 량		0.1	0.1	0.0	0.0	0.0	0.1	0.0	0.0	0.0	0.0	0.0	0.0	0.0	0.0	0.0
				처리방법	매 립	0.0	0.0													
					소 각	0.0	0.0													
					재 활 용	0.1	0.1				0.1									
					해역배출	0.0	0.0													
		O		발 생 량		6.9	2.5	0.0	0.1	0.0	0.1	0.3	0.0	0.0	0.0	0.0	0.0	0.3	0.0	1.7
				처리방법	매 립	4.7	0.3											0.3		
					소 각	1.8	1.8				0.1									1.7
					재 활 용	0.4	0.4		0.1			0.3								
					해역배출	0.0	0.0													
		S		발 생 량		15.9	6.1	0.0	0.0	0.0	0.9	0.0	0.0	3.1	0.0	0.0	0.0	2.1	0.0	0.0
				처리방법	매 립	9.8	0.0													
					소 각	0.0	0.0													
					재 활 용	3.0	3.0				0.9							2.1		
					해역배출	3.1	3.1							3.1						
	남해군	소계		발 생 량		8.5	8.5	0.0	0.1	0.0	0.7	0.5	0.0	0.0	0.0	0.0	4.7	2.0	0.0	0.5
				처리방법	매 립	4.7	4.7	0.0	0.0	0.0	0.0	0.0	0.0	0.0	0.0	0.0	4.7	0.0	0.0	0.0
					소 각	1.2	1.2	0.0	0.0	0.0	0.7	0.0	0.0	0.0	0.0	0.0	0.0	0.0	0.0	0.5
					재 활 용	2.6	2.6	0.0	0.1	0.0	0.0	0.5	0.0	0.0	0.0	0.0	0.0	2.0	0.0	0.0
					해역배출	0.0	0.0	0.0	0.0	0.0	0.0	0.0	0.0	0.0	0.0	0.0	0.0	0.0	0.0	0.0
		A		발 생 량		1.8	1.8	0.0	0.0	0.0	0.0	0.0	0.0	0.0	0.0	0.0	0.0	1.8	0.0	0.0
				처리방법	매 립	0.0	0.0													
					소 각	0.0	0.0													
					재 활 용	1.8	1.8											1.8		
					해역배출	0.0	0.0													

(단위:톤/일)

구분		업종		발생량 및 처리현황		불 연 성															
시도	시군구	대분류	중분류			소계	광재류	연소재	소각재	분진류	폐주물사 모래류	폐금속류	폐석회 석고류	폐촉매	폐흡착재폐흡수재	유리·도자기편류	무기성오니류				기타
																	폐수처리오니	공정오니	정수처리오니	하수처리오니	
경남	고성군	C	24	발 생 량		0.3	0.0	0.0	0.0	0.3	0.0	0.0	0.0	0.0	0.0	0.0	0.0	0.0	0.0	0.0	0.0
				처리방법	매 립	0.3				0.3											
					소 각	0.0															
					재 활 용	0.0															
					해역배출	0.0															
		C	31	발 생 량		12.5	6.5	0.0	0.0	3.2	2.7	0.0	0.0	0.0	0.1	0.0	0.0	0.0	0.0	0.0	0.0
				처리방법	매 립	5.9	5.1			0.8											
					소 각	0.0															
					재 활 용	6.6	1.4			2.4	2.7				0.1						
					해역배출	0.0															
		C	33	발 생 량		0.0	0.0	0.0	0.0	0.0	0.0	0.0	0.0	0.0	0.0	0.0	0.0	0.0	0.0	0.0	0.0
				처리방법	매 립	0.0															
					소 각	0.0															
					재 활 용	0.0															
					해역배출	0.0															
		D		발 생 량		1,247.5	0.0	1,241.8	0.0	0.0	0.0	0.0	0.1	0.8	0.0	0.2	3.0	0.0	0.0	0.0	1.6
				처리방법	매 립	3.6							0.1	0.3		0.2	3.0				
					소 각	0.0															
					재 활 용	1,243.9		1,241.8						0.5							1.6
					해역배출	0.0															
		E		발 생 량		0.0	0.0	0.0	0.0	0.0	0.0	0.0	0.0	0.0	0.0	0.0	0.0	0.0	0.0	0.0	0.0
				처리방법	매 립	0.0															
					소 각	0.0															
					재 활 용	0.0															
					해역배출	0.0															
		F		발 생 량		0.4	0.0	0.0	0.0	0.0	0.0	0.0	0.0	0.0	0.0	0.0	0.0	0.1	0.0	0.0	0.3
				처리방법	매 립	0.4												0.1			0.3
					소 각	0.0															
					재 활 용	0.0															
					해역배출	0.0															
		G		발 생 량		0.0	0.0	0.0	0.0	0.0	0.0	0.0	0.0	0.0	0.0	0.0	0.0	0.0	0.0	0.0	0.0
				처리방법	매 립	0.0															
					소 각	0.0															
					재 활 용	0.0															
					해역배출	0.0															
		O		발 생 량		4.4	0.0	0.0	4.4	0.0	0.0	0.0	0.0	0.0	0.0	0.0	0.0	0.0	0.0	0.0	0.0
				처리방법	매 립	4.4			4.4												
					소 각	0.0															
					재 활 용	0.0															
					해역배출	0.0															
		S		발 생 량		9.8	0.0	0.0	0.0	0.0	0.0	0.0	0.0	0.0	0.0	0.0	0.0	0.0	0.0	0.0	9.8
				처리방법	매 립	9.8															9.8
					소 각	0.0															
					재 활 용	0.0															
					해역배출	0.0															
	남해군	소계		발 생 량		0.0	0.0	0.0	0.0	0.0	0.0	0.0	0.0	0.0	0.0	0.0	0.0	0.0	0.0	0.0	0.0
				처리방법	매 립	0.0	0.0	0.0	0.0	0.0	0.0	0.0	0.0	0.0	0.0	0.0	0.0	0.0	0.0	0.0	0.0
					소 각	0.0	0.0	0.0	0.0	0.0	0.0	0.0	0.0	0.0	0.0	0.0	0.0	0.0	0.0	0.0	0.0
					재 활 용	0.0	0.0	0.0	0.0	0.0	0.0	0.0	0.0	0.0	0.0	0.0	0.0	0.0	0.0	0.0	0.0
					해역배출	0.0	0.0	0.0	0.0	0.0	0.0	0.0	0.0	0.0	0.0	0.0	0.0	0.0	0.0	0.0	0.0
		A		발 생 량		0.0	0.0	0.0	0.0	0.0	0.0	0.0	0.0	0.0	0.0	0.0	0.0	0.0	0.0	0.0	0.0
				처리방법	매 립	0.0															
					소 각	0.0															
					재 활 용	0.0															
					해역배출	0.0															

(단위:톤/일)

지역구분		업종		발생량 및 처리현황		총계	가 연 성														
시도	시군구	대분류	중분류				소계	폐지류	폐목재류	폐합성고분자화합물				유기성오니류				동식물성잔재물	폐식용유	기타
										폐섬유류	폐합성 수지	폐합성 고무	폐피혁	폐수처리오니	공정오니	정수 처리오니	하수 처리오니			
경남	남해군	C	31	발 생 량		0.8	0.8	0.0	0.1	0.0	0.7	0.0	0.0	0.0	0.0	0.0	0.0	0.0	0.0	0.0
				처리방법	매 립	0.0	0.0													
					소 각	0.7	0.7				0.7									
					재 활 용	0.1	0.1		0.1											
					해역배출	0.0	0.0													
		E		발 생 량		4.7	4.7	0.0	0.0	0.0	0.0	0.0	0.0	0.0	0.0	0.0	4.7	0.0	0.0	0.0
				처리방법	매 립	4.7	4.7										4.7			
					소 각	0.0	0.0				0.0									
					재 활 용	0.0	0.0													
					해역배출	0.0	0.0													
		R		발 생 량		1.2	1.2	0.0	0.0	0.0	0.0	0.5	0.0	0.0	0.0	0.0	0.0	0.2	0.0	0.5
				처리방법	매 립	0.0	0.0													
					소 각	0.5	0.5				0.0						0.0			0.5
					재 활 용	0.7	0.7					0.5						0.2		
					해역배출	0.0	0.0													
	하동군	소계		발 생 량		5,069.9	13.0	0.0	3.9	0.5	5.3	0.1	0.0	0.0	0.0	0.0	1.1	1.6	0.0	0.5
				처리방법	매 립	4.2	2.1	0.0	0.0	0.5	0.0	0.0	0.0	0.0	0.0	0.0	0.0	1.6	0.0	0.0
					소 각	4.8	4.8	0.0	0.2	0.0	4.0	0.1	0.0	0.0	0.0	0.0	0.0	0.0	0.0	0.5
					재 활 용	5,060.9	6.1	0.0	3.7	0.0	1.3	0.0	0.0	0.0	0.0	0.0	1.1	0.0	0.0	0.0
					해역배출	0.0	0.0	0.0	0.0	0.0	0.0	0.0	0.0	0.0	0.0	0.0	0.0	0.0	0.0	0.0
		C	33	발 생 량		1.1	0.0	0.0	0.0	0.0	0.0	0.0	0.0	0.0	0.0	0.0	0.0	0.0	0.0	0.0
				처리방법	매 립	0.1	0.0													
					소 각	0.0	0.0													
					재 활 용	1.0	0.0													
					해역배출	0.0	0.0													
		C	23	발 생 량		0.8	0.0	0.0	0.0	0.0	0.0	0.0	0.0	0.0	0.0	0.0	0.0	0.0	0.0	0.0
				처리방법	매 립	0.0	0.0													
					소 각	0.0	0.0													
					재 활 용	0.8	0.0													
					해역배출	0.0	0.0													
		D		발 생 량		5,058.8	5.5	0.0	0.2	0.5	3.4	0.1	0.0	0.0	0.0	0.0	0.0	1.3	0.0	0.0
				처리방법	매 립	2.1	1.8			0.5								1.3		
					소 각	3.7	3.7		0.2		3.4	0.1								
					재 활 용	5,053.0	0.0													
					해역배출	0.0	0.0													
		E		발 생 량		2.4	0.7	0.0	0.0	0.0	0.0	0.0	0.0	0.0	0.0	0.0	0.4	0.3	0.0	0.0
				처리방법	매 립	2.0	0.3											0.3		
					소 각	0.0	0.0													
					재 활 용	0.4	0.4										0.4			
					해역배출	0.0	0.0													
		F		발 생 량		3.8	3.8	0.0	3.3	0.0	0.5	0.0	0.0	0.0	0.0	0.0	0.0	0.0	0.0	0.0
				처리방법	매 립	0.0	0.0													
					소 각	0.3	0.3				0.3									
					재 활 용	3.5	3.5		3.3		0.2									
					해역배출	0.0	0.0													
		O		발 생 량		3.0	3.0	0.0	0.4	0.0	1.4	0.0	0.0	0.0	0.0	0.0	0.7	0.0	0.0	0.5
				처리방법	매 립	0.0	0.0													
					소 각	0.8	0.8				0.3									0.5
					재 활 용	2.2	2.2		0.4		1.1						0.7			
					해역배출	0.0	0.0													
	산청군	소계		발 생 량		54.1	18.1	0.0	0.9	0.0	4.3	0.0	0.0	0.0	7.2	0.0	3.6	0.0	0.0	0.0
				처리방법	매 립	0.5	0.0	0.0	0.0	0.0	0.0	0.0	0.0	0.0	0.0	0.0	0.0	0.0	0.0	0.0
					소 각	0.2	0.2	0.0	0.0	0.0	0.2	0.0	0.0	0.0	0.0	0.0	0.0	0.0	0.0	0.0
					재 활 용	53.3	17.8	0.0	0.9	0.0	5.8	0.0	0.0	0.0	7.2	0.0	3.6	0.3	0.0	0.0
					해역배출	0.1	0.1	0.0	0.0	0.0	0.0	0.0	0.0	0.1	0.0	0.0	0.0	0.0	0.0	0.0

(단위:톤/일)

구분		업종		발생량 및 처리현황		불 연 성															
시도	시군구	대분류	중분류			소계	광재류	연소재	소각재	분진류	폐주물사 모래류	폐금속류	폐석회 석고류	폐촉매	폐흡착재폐흡수재	유리·도자기편류	무기성오니류				기타
																	폐수처리오니	공정오니	정수처리오니	하수처리오니	
경남	남해군	C	31	발 생 량		0.0	0.0	0.0	0.0	0.0	0.0	0.0	0.0	0.0	0.0	0.0	0.0	0.0	0.0	0.0	0.0
				처리방법	매 립	0.0															
					소 각	0.0															
					재 활 용	0.0															
					해역배출	0.0															
		E		발 생 량		0.0	0.0	0.0	0.0	0.0	0.0	0.0	0.0	0.0	0.0	0.0	0.0	0.0	0.0	0.0	0.0
				처리방법	매 립	0.0															
					소 각	0.0															
					재 활 용	0.0															
					해역배출	0.0															
		R		발 생 량		0.0	0.0	0.0	0.0	0.0	0.0	0.0	0.0	0.0	0.0	0.0	0.0	0.0	0.0	0.0	0.0
				처리방법	매 립	0.0															
					소 각	0.0															
					재 활 용	0.0															
					해역배출	0.0															
	하동군	소계		발 생 량		5,056.9	0.4	5,053.0	0.0	1.7	0.0	0.0	0.0	0.0	0.0	0.0	0.3	0.0	0.0	0.0	1.5
				처리방법	매 립	2.1	0.0	0.0	0.0	1.7	0.0	0.0	0.0	0.0	0.0	0.0	0.3	0.0	0.0	0.0	0.1
					소 각	0.0	0.0	0.0	0.0	0.0	0.0	0.0	0.0	0.0	0.0	0.0	0.0	0.0	0.0	0.0	0.0
					재 활 용	5,054.8	0.4	5,053.0	0.0	0.0	0.0	0.0	0.0	0.0	0.0	0.0	0.0	0.0	0.0	0.0	1.4
					해역배출	0.0	0.0	0.0	0.0	0.0	0.0	0.0	0.0	0.0	0.0	0.0	0.0	0.0	0.0	0.0	0.0
		C	33	발 생 량		1.1	0.0	0.0	0.0	0.0	0.0	0.0	0.0	0.0	0.0	0.0	0.1	0.0	0.0	0.0	1.0
				처리방법	매 립	0.1											0.1				
					소 각	0.0															
					재 활 용	1.0															1.0
					해역배출	0.0															
		C	23	발 생 량		0.8	0.4	0.0	0.0	0.0	0.0	0.0	0.0	0.0	0.0	0.0	0.0	0.0	0.0	0.0	0.4
				처리방법	매 립	0.0															
					소 각	0.0															
					재 활 용	0.8	0.4														0.4
					해역배출	0.0															
		D		발 생 량		5,053.3	0.0	5,053.0	0.0	0.0	0.0	0.0	0.0	0.0	0.0	0.0	0.2	0.0	0.0	0.0	0.1
				처리방법	매 립	0.3											0.2				0.1
					소 각	0.0															
					재 활 용	5,053.0		5,053.0													
					해역배출	0.0															
		E		발 생 량		1.7	0.0	0.0	0.0	1.7	0.0	0.0	0.0	0.0	0.0	0.0	0.0	0.0	0.0	0.0	0.0
				처리방법	매 립	1.7				1.7											
					소 각	0.0															
					재 활 용	0.0															
					해역배출	0.0															
		F		발 생 량		0.0	0.0	0.0	0.0	0.0	0.0	0.0	0.0	0.0	0.0	0.0	0.0	0.0	0.0	0.0	0.0
				처리방법	매 립	0.0															
					소 각	0.0															
					재 활 용	0.0															
					해역배출	0.0															
		O		발 생 량		0.0	0.0	0.0	0.0	0.0	0.0	0.0	0.0	0.0	0.0	0.0	0.0	0.0	0.0	0.0	0.0
				처리방법	매 립	0.0															
					소 각	0.0															
					재 활 용	0.0															
					해역배출	0.0															
	산청군	소계		발 생 량		36.0	0.0	0.0	0.0	0.0	0.0	0.0	0.0	0.0	0.0	0.0	0.0	0.0	0.0	0.0	34.0
				처리방법	매 립	0.5	0.0	0.0	0.0	0.0	0.0	0.0	0.0	0.0	0.0	0.1	0.2	0.2	0.0	0.0	0.0
					소 각	0.0	0.0	0.0	0.0	0.0	0.0	0.0	0.0	0.0	0.0	0.0	0.0	0.0	0.0	0.0	0.0
					재 활 용	35.5	0.0	0.0	0.0	0.0	0.0	0.0	0.0	0.0	0.0	0.0	1.5	0.0	0.0	0.0	34.0
					해역배출	0.0	0.0	0.0	0.0	0.0	0.0	0.0	0.0	0.0	0.0	0.0	0.0	0.0	0.0	0.0	0.0

(단위:톤/일)

지역구분		업종		발생량 및 처리현황		총계	가 연 성														
시도	시군구	대분류	중분류				소계	폐지류	폐목재류	폐합성고분자화합물				유기성오니류				동식물성잔재물	폐식용유	기타
										폐섬유류	폐합성 수지	폐합성 고무	폐피혁	폐수처리오니	공정오니	정수 처리오니	하수 처리오니			
경남	산청군	C	10	발 생 량		0.4	0.4	0.0	0.0	0.0	0.0	0.0	0.0	0.1	0.0	0.0	0.0	0.3	0.0	0.0
				처리방법	매 립	0.0	0.0													
					소 각	0.0	0.0													
					재 활 용	0.3	0.3											0.3		
					해역배출	0.1	0.1							0.1						
		C	11	발 생 량		1.5	1.5	0.0	0.0	0.0	1.5	0.0	0.0	0.0	0.0	0.0	0.0	0.0	0.0	0.0
				처리방법	매 립	0.0	0.0													
					소 각	0.0	0.0													
					재 활 용	1.5	1.5				1.5									
					해역배출	0.0	0.0													
		C	13	발 생 량		0.2	0.2	0.0	0.0	0.0	0.2	0.0	0.0	0.0	0.0	0.0	0.0	0.0	0.0	0.0
				처리방법	매 립	0.0	0.0	0.0	0.0	0.0	0.0	0.0	0.0	0.0	0.0	0.0	0.0	0.0	0.0	0.0
					소 각	0.0	0.0	0.0	0.0	0.0	0.0	0.0	0.0	0.0	0.0	0.0	0.0	0.0	0.0	0.0
					재 활 용	0.2	0.2	0.0	0.0	0.0	0.2	0.0	0.0	0.0	0.0	0.0	0.0	0.0	0.0	0.0
					해역배출	0.0	0.0	0.0	0.0	0.0	0.0	0.0	0.0	0.0	0.0	0.0	0.0	0.0	0.0	0.0
		C	23	발 생 량		2.0	0.0	0.0	0.0	0.0	0.0	0.0	0.0	0.0	0.0	0.0	0.0	0.0	0.0	0.0
				처리방법	매 립	0.5	0.0													
					소 각	0.0	0.0													
					재 활 용	1.5	0.0													
					해역배출	0.0	0.0													
		C	31	발 생 량		0.0	0.0	0.0	0.0	0.0	0.0	0.0	0.0	0.0	0.0	0.0	0.0	0.0	0.0	0.0
				처리방법	매 립	0.0	0.0													
					소 각	0.0	0.0													
					재 활 용	0.0	0.0													
					해역배출	0.0	0.0													
		C	33	발 생 량		33.2	0.0	0.0	0.0	0.0	0.0	0.0	0.0	0.0	0.0	0.0	0.0	0.0	0.0	0.0
				처리방법	매 립	0.0	0.0													
					소 각	0.0	0.0													
					재 활 용	33.2	0.0													
					해역배출	0.0	0.0													
		D		발 생 량		1.0	0.2	0.0	0.0	0.0	0.2	0.0	0.0	0.0	0.0	0.0	0.0	0.0	0.0	0.0
				처리방법	매 립	0.0	0.0													
					소 각	0.2	0.2				0.2									
					재 활 용	0.8	0.0													
					해역배출	0.0	0.0													
		E		발 생 량		15.7	15.7	0.0	0.8	0.0	4.1	0.0	0.0	0.0	7.2	0.0	3.6	0.0	0.0	0.0
				처리방법	매 립	0.0	0.0													
					소 각	0.0	0.0													
					재 활 용	15.7	15.7		0.8		4.1				7.2		3.6			
					해역배출	0.0	0.0													
		F		발 생 량		0.1	0.1	0.0	0.1	0.0	0.0	0.0	0.0	0.0	0.0	0.0	0.0	0.0	0.0	0.0
				처리방법	매 립	0.0	0.0													
					소 각	0.0	0.0													
					재 활 용	0.1	0.1		0.1											
					해역배출	0.0	0.0													
	함양군	소계		발 생 량		41.5	21.8	0.1	0.1	0.0	1.6	0.0	0.0	9.2	0.0	0.0	4.1	6.7	0.0	0.0
				처리방법	매 립	5.6	0.0	0.0	0.0	0.0	0.0	0.0	0.0	0.0	0.0	0.0	0.0	0.0	0.0	0.0
					소 각	1.7	1.7	0.1	0.1	0.0	1.5	0.0	0.0	0.0	0.0	0.0	0.0	0.0	0.0	0.0
					재 활 용	32.3	18.2	0.0	0.0	0.0	0.1	0.0	0.0	7.3	0.0	0.0	4.1	6.7	0.0	0.0
					해역배출	1.9	1.9	0.0	0.0	0.0	0.0	0.0	0.0	1.9	0.0	0.0	0.0	0.0	0.0	0.0
		C	10	발 생 량		17.8	8.8	0.0	0.0	0.0	0.2	0.0	0.0	1.9	0.0	0.0	0.0	6.7	0.0	0.0
				처리방법	매 립	0.0	0.0													
					소 각	0.2	0.2				0.2									
					재 활 용	15.7	6.7											6.7	0.0	
					해역배출	1.9	1.9							1.9						

(단위:톤/일)

구분		업종		발생량 및 처리현황		불 연 성															
시도	시군구	대분류	중분류			소계	광재류	연소재	소각재	분진류	폐주물사 모래류	폐금속류	폐석회 석고류	폐촉매	폐흡착재폐흡수재	유리·도자기편류	무기성오니류				기타
																	폐수처리오니	공정오니	정수처리오니	하수처리오니	
경남	산청군	C	10	발 생 량		0.0	0.0	0.0	0.0	0.0	0.0	0.0	0.0	0.0	0.0	0.0	0.0	0.0	0.0	0.0	0.0
				처리방법	매 립	0.0															
					소 각	0.0															
					재 활 용	0.0															
					해역배출	0.0															
		C	11	발 생 량		0.0	0.0	0.0	0.0	0.0	0.0	0.0	0.0	0.0	0.0	0.0	0.0	0.0	0.0	0.0	0.0
				처리방법	매 립	0.0	0.0	0.0	0.0	0.0	0.0	0.0	0.0	0.0	0.0	0.0	0.0	0.0	0.0	0.0	0.0
					소 각	0.0	0.0	0.0	0.0	0.0	0.0	0.0	0.0	0.0	0.0	0.0	0.0	0.0	0.0	0.0	0.0
					재 활 용	0.0	0.0	0.0	0.0	0.0	0.0	0.0	0.0	0.0	0.0	0.0	0.0	0.0	0.0	0.0	0.0
					해역배출	0.0	0.0	0.0	0.0	0.0	0.0	0.0	0.0	0.0	0.0	0.0	0.0	0.0	0.0	0.0	0.0
		C	13	발 생 량		0.0	0.0	0.0	0.0	0.0	0.0	0.0	0.0	0.0	0.0	0.0	0.0	0.0	0.0	0.0	0.0
				처리방법	매 립	0.0															
					소 각	0.0															
					재 활 용	0.0															
					해역배출	0.0															
		C	23	발 생 량		2.0	0.0	0.0	0.0	0.0	0.0	0.0	0.0	0.0	0.0	0.1	1.7	0.2	0.0	0.0	0.0
				처리방법	매 립	0.5										0.1	0.2	0.2			
					소 각	0.0															
					재 활 용	1.5											1.5				
					해역배출	0.0															
		C	31	발 생 량		0.0	0.0	0.0	0.0	0.0	0.0	0.0	0.0	0.0	0.0	0.0	0.0	0.0	0.0	0.0	0.0
				처리방법	매 립	0.0															
					소 각	0.0															
					재 활 용	0.0															
					해역배출	0.0															
		C	33	발 생 량		33.2	0.0	0.0	0.0	0.0	0.0	0.0	0.0	0.0	0.0	0.0	0.0	0.0	0.0	0.0	33.2
				처리방법	매 립	0.0															
					소 각	0.0															
					재 활 용	33.2															33.2
					해역배출	0.0															
		D		발 생 량		0.8	0.0	0.0	0.0	0.0	0.0	0.0	0.0	0.0	0.0	0.0	0.0	0.0	0.0	0.0	0.8
				처리방법	매 립	0.0															
					소 각	0.0															
					재 활 용	0.8															0.8
					해역배출	0.0															
		E		발 생 량		0.0	0.0	0.0	0.0	0.0	0.0	0.0	0.0	0.0	0.0	0.0	0.0	0.0	0.0	0.0	0.0
				처리방법	매 립	0.0															
					소 각	0.0															
					재 활 용	0.0															
					해역배출	0.0															
		F		발 생 량		0.0	0.0	0.0	0.0	0.0	0.0	0.0	0.0	0.0	0.0	0.0	0.0	0.0	0.0	0.0	0.0
				처리방법	매 립	0.0															
					소 각	0.0															
					재 활 용	0.0															
					해역배출	0.0															
	함양군	소계		발 생 량		19.7	0.0	0.0	2.2	0.4	0.0	0.0	0.1	0.0	0.0	0.0	9.4	0.5	0.0	0.0	7.1
				처리방법	매 립	5.6	0.0	0.0	2.2	0.3	0.0	0.0	0.1	0.0	0.0	0.0	0.2	0.0	0.0	0.0	2.8
					소 각	0.0	0.0	0.0	0.0	0.0	0.0	0.0	0.0	0.0	0.0	0.0	0.0	0.0	0.0	0.0	0.0
					재 활 용	14.1	0.0	0.0	0.0	0.1	0.0	0.0	0.0	0.0	0.0	0.0	9.2	0.5	0.0	0.0	4.3
					해역배출	0.0	0.0	0.0	0.0	0.0	0.0	0.0	0.0	0.0	0.0	0.0	0.0	0.0	0.0	0.0	0.0
		C	10	발 생 량		9.0	0.0	0.0	0.0	0.0	0.0	0.0	0.0	0.0	0.0	0.0	9.0	0.0	0.0	0.0	0.0
				처리방법	매 립	0.0															
					소 각	0.0															
					재 활 용	9.0											9.0	0.0			
					해역배출	0.0															

(단위:톤/일)

지역구분		업종		발생량 및 처리현황		총계	가 연 성														
시도	시군구	대분류	중분류				소계	폐지류	폐목재류	폐합성고분자화합물				유기성오니류				동식물성잔재물	폐식용유	기타
										폐섬유류	폐합성 수지	폐합성 고무	폐피혁	폐수처리오니	공정오니	정수 처리오니	하수 처리오니			
경남	함양군	C	33	발 생 량		5.4	0.6	0.1	0.1	0.0	0.4	0.0	0.0	0.0	0.0	0.0	0.0	0.0	0.0	0.0
				처리방법	매 립	2.3	0.0													
					소 각	0.6	0.6	0.1	0.1		0.4									
					재 활 용	2.5	0.0					0.0								
					해역배출	0.0	0.0													
		D		발 생 량		2.1	0.0	0.0	0.0	0.0	0.0	0.0	0.0	0.0	0.0	0.0	0.0	0.0	0.0	0.0
				처리방법	매 립	0.0	0.0													
					소 각	0.0	0.0													
					재 활 용	2.1	0.0													
					해역배출	0.0	0.0													
		E		발 생 량		15.4	12.3	0.0	0.0	0.0	0.9	0.0	0.0	7.3	0.0	0.0	4.1	0.0	0.0	0.0
				처리방법	매 립	3.1	0.0													
					소 각	0.9	0.9				0.9									
					재 활 용	11.4	11.4							7.3			4.1			
					해역배출	0.0	0.0													
		F		발 생 량		0.8	0.1	0.0	0.0	0.0	0.1	0.0	0.0	0.0	0.0	0.0	0.0	0.0	0.0	0.0
				처리방법	매 립	0.2	0.0													
					소 각	0.0	0.0													
					재 활 용	0.6	0.1				0.1									
					해역배출	0.0	0.0													
	거창군	소계		발 생 량		122.3	39.1	0.0	4.3	0.0	2.1	0.0	0.0	5.7	0.0	0.0	13.8	0.2	0.0	13.0
				처리방법	매 립	6.8	1.1	0.0	0.0	0.0	0.0	0.0	0.0	1.1	0.0	0.0	0.0	0.0	0.0	0.0
					소 각	1.6	1.6	0.0	0.0	0.0	0.9	0.0	0.0	0.0	0.0	0.0	0.0	0.0	0.0	0.7
					재 활 용	108.1	31.8	0.0	4.3	0.0	1.2	0.0	0.0	0.0	0.0	0.0	13.8	0.2	0.0	12.3
					해역배출	5.8	4.6	0.0	0.0	0.0	0.0	0.0	0.0	4.6	0.0	0.0	0.0	0.0	0.0	0.0
		C	10	발 생 량		11.3	10.1	0.0	0.0	0.0	1.1	0.0	0.0	4.7	0.0	0.0	0.0	0.0	0.0	4.3
				처리방법	매 립	0.1	0.1							0.1						
					소 각	1.0	1.0				0.6									0.4
					재 활 용	4.4	4.4				0.5									3.9
					해역배출	5.8	4.6							4.6						
		C	11	발 생 량		0.9	0.9	0.0	0.0	0.0	0.0	0.0	0.0	0.9	0.0	0.0	0.0	0.0	0.0	0.0
				처리방법	매 립	0.9	0.9							0.9						
					소 각	0.0	0.0													
					재 활 용	0.0	0.0													
					해역배출	0.0	0.0													
		C	22	발 생 량		0.3	0.3	0.0	0.0	0.0	0.3	0.0	0.0	0.0	0.0	0.0	0.0	0.0	0.0	0.0
				처리방법	매 립	0.0	0.0													
					소 각	0.0	0.0													
					재 활 용	0.3	0.3				0.3									
					해역배출	0.0	0.0													
		C	23	발 생 량		77.5	0.0	0.0	0.0	0.0	0.0	0.0	0.0	0.0	0.0	0.0	0.0	0.0	0.0	0.0
				처리방법	매 립	2.4	0.0													
					소 각	0.0	0.0													
					재 활 용	75.1	0.0													
					해역배출	0.0	0.0													
		C	33	발 생 량		14.0	13.7	0.0	4.3	0.0	0.4	0.0	0.0	0.1	0.0	0.0	0.0	0.2	0.0	8.7
				처리방법	매 립	0.4	0.1							0.1						
					소 각	0.3	0.3													0.3
					재 활 용	13.3	13.3		4.3		0.4							0.2		8.4
					해역배출	0.0	0.0													
		D		발 생 량		1.2	0.0	0.0	0.0	0.0	0.0	0.0	0.0	0.0	0.0	0.0	0.0	0.0	0.0	0.0
				처리방법	매 립	0.0	0.0													
					소 각	0.0	0.0													
					재 활 용	1.2	0.0													
					해역배출	0.0	0.0													

(단위:톤/일)

구분		업종		발생량 및 처리현황		불 연 성															
시도	시군구	대분류	중분류			소계	광재류	연소재	소각재	분진류	폐주물사 모래류	폐금속류	폐석회 석고류	폐촉매	폐흡착재폐흡수재	유리·도자기편류	무기성오니류				기타
																	폐수처리오니	공정오니	정수처리오니	하수처리오니	
경남	함양군	C	33	발 생 량		4.8	0.0	0.0	2.0	0.1	0.0	0.0	0.1	0.0	0.0	0.0	0.4	0.0	0.0	0.0	2.2
				처리방법	매 립	2.3			2.0				0.1				0.2				
					소 각	0.0															
					재 활 용	2.5				0.1							0.2	0.0			2.2
					해역배출	0.0															
		D		발 생 량		2.1	0.0	0.0	0.0	0.0	0.0	0.0	0.0	0.0	0.0	0.0	0.0	0.0	0.0	0.0	2.1
				처리방법	매 립	0.0															
					소 각	0.0															
					재 활 용	2.1															2.1
					해역배출	0.0															
		E		발 생 량		3.1	0.0	0.0	0.0	0.3	0.0	0.0	0.0	0.0	0.0	0.0	0.0	0.0	0.0	0.0	2.8
				처리방법	매 립	3.1				0.3								0.0			2.8
					소 각	0.0															
					재 활 용	0.0															
					해역배출	0.0															
		O		발 생 량		0.7	0.0	0.0	0.2	0.0	0.0	0.0	0.0	0.0	0.0	0.0	0.0	0.5	0.0	0.0	0.0
				처리방법	매 립	0.2			0.2												
					소 각	0.0															
					재 활 용	0.5												0.5			
					해역배출	0.0															
	거창군	소계		발 생 량		83.2	0.0	0.0	3.0	0.0	0.0	0.0	0.0	0.0	0.0	0.0	30.6	0.0	0.0	0.0	49.6
				처리방법	매 립	5.7	0.0	0.0	3.0	0.0	0.0	0.0	0.0	0.0	0.0	0.0	2.4	0.0	0.0	0.0	0.3
					소 각	0.0	0.0	0.0	0.0	0.0	0.0	0.0	0.0	0.0	0.0	0.0	0.0	0.0	0.0	0.0	0.0
					재 활 용	76.3	0.0	0.0	0.0	0.0	0.0	0.0	0.0	0.0	0.0	0.0	27.0	0.0	0.0	0.0	49.3
					해역배출	1.2	0.0	0.0	0.0	0.0	0.0	0.0	0.0	0.0	0.0	0.0	1.2	0.0	0.0	0.0	0.0
		C	10	발 생 량		1.2	0.0	0.0	0.0	0.0	0.0	0.0	0.0	0.0	0.0	0.0	1.2	0.0	0.0	0.0	0.0
				처리방법	매 립	0.0															
					소 각	0.0															
					재 활 용	0.0															
					해역배출	1.2											1.2				
		C	11	발 생 량		0.0	0.0	0.0	0.0	0.0	0.0	0.0	0.0	0.0	0.0	0.0	0.0	0.0	0.0	0.0	0.0
				처리방법	매 립	0.0															
					소 각	0.0															
					재 활 용	0.0															
					해역배출	0.0															
		C	22	발 생 량		0.0	0.0	0.0	0.0	0.0	0.0	0.0	0.0	0.0	0.0	0.0	0.0	0.0	0.0	0.0	0.0
				처리방법	매 립	0.0															
					소 각	0.0															
					재 활 용	0.0															
					해역배출	0.0															
		C	23	발 생 량		77.5	0.0	0.0	0.0	0.0	0.0	0.0	0.0	0.0	0.0	0.0	29.4	0.0	0.0	0.0	48.1
				처리방법	매 립	2.4											2.4				
					소 각	0.0															
					재 활 용	75.1											27.0				48.1
					해역배출	0.0															
		C	33	발 생 량		0.3	0.0	0.0	0.0	0.0	0.0	0.0	0.0	0.0	0.0	0.0	0.0	0.0	0.0	0.0	0.3
				처리방법	매 립	0.3															0.3
					소 각	0.0															
					재 활 용	0.0															
					해역배출	0.0															
		D		발 생 량		1.2	0.0	0.0	0.0	0.0	0.0	0.0	0.0	0.0	0.0	0.0	0.0	0.0	0.0	0.0	1.2
				처리방법	매 립	0.0															
					소 각	0.0															
					재 활 용	1.2															1.2
					해역배출	0.0															

(단위:톤/일)

지역구분		업종		발생량 및 처리현황		총계	가 연 성													
시도	시군구	대분류	중분류				소계	폐지류	폐목재류	폐합성고분자화합물				유기성오니류				동식물성잔재물	폐식용유	기타
										폐섬유류	폐합성 수지	폐합성 고무	폐피혁	폐수처리오니	공정오니	정수 처리오니	하수 처리오니			
경남	거창군	E		발생량		17.1	14.1	0.0	0.0	0.0	0.3	0.0	0.0	0.0	0.0	0.0	13.8	0.0	0.0	0.0
				처리방법	매 립	3.0	0.0													
					소 각	0.3	0.3				0.3									
					재 활 용	13.8	13.8										13.8			
					해역배출	0.0	0.0													
		F		발생량		0.0	0.0	0.0	0.0	0.0	0.0	0.0	0.0	0.0	0.0	0.0	0.0	0.0	0.0	0.0
				처리방법	매 립	0.0	0.0													
					소 각	0.0	0.0				0.0									
					재 활 용	0.0	0.0													
					해역배출	0.0	0.0													
	합천군	소계		발생량		28.6	18.1	0.0	0.5	0.0	1.0	0.0	0.0	14.3	0.0	0.0	0.0	0.6	0.0	1.7
				처리방법	매 립	5.7	0.6	0.0	0.0	0.0	0.0	0.0	0.0	0.0	0.0	0.0	0.0	0.6	0.0	0.0
					소 각	0.8	0.8	0.0	0.1	0.0	0.0	0.0	0.0	0.0	0.0	0.0	0.0	0.0	0.0	0.7
					재 활 용	22.1	16.7	0.0	0.4	0.0	1.0	0.0	0.0	14.3	0.0	0.0	0.0	0.0	0.0	1.0
					해역배출	0.0	0.0	0.0	0.0	0.0	0.0	0.0	0.0	0.0	0.0	0.0	0.0	0.0	0.0	0.0
		C	10	발생량		1.6	1.6	0.0	0.0	0.0	0.0	0.0	0.0	0.0	0.0	0.0	0.0	0.6	0.0	1.0
				처리방법	매 립	0.6	0.6											0.6		
					소 각	0.0	0.0													
					재 활 용	1.0	1.0													1.0
					해역배출	0.0	0.0													
		C	11	발생량		0.3	0.3	0.0	0.0	0.0	0.0	0.0	0.0	0.0	0.0	0.0	0.0	0.0	0.0	0.3
				처리방법	매 립	0.0	0.0													
					소 각	0.3	0.3													0.3
					재 활 용	0.0	0.0													
					해역배출	0.0	0.0													
		C	23	발생량		3.7	0.0	0.0	0.0	0.0	0.0	0.0	0.0	0.0	0.0	0.0	0.0	0.0	0.0	0.0
				처리방법	매 립	1.8	0.0													
					소 각	0.0	0.0													
					재 활 용	1.9	0.0													
					해역배출	0.0	0.0													
		E		발생량		23.0	16.2	0.0	0.5	0.0	1.0	0.0	0.0	14.3	0.0	0.0	0.0	0.0	0.0	0.4
				처리방법	매 립	3.3	0.0													
					소 각	0.5	0.5		0.1											0.4
					재 활 용	19.2	15.7		0.4		1.0			14.3						
					해역배출	0.0	0.0													
제주	합계			발생량		205.8	81.7	0.0	0.3	0.0	6.1	4.0	0.0	11.5	1.5	0.0	3.3	39.2	0.0	15.8
				처리방법	매 립	87.2	14.0	0.0	0.0	0.0	0.5	0.0	0.0	0.0	1.5	0.0	0.0	9.8	0.0	2.2
					소 각	0.0	0.0	0.0	0.0	0.0	0.0	0.0	0.0	0.0	0.0	0.0	0.0	0.0	0.0	0.0
					재 활 용	113.1	62.2	0.0	0.3	0.0	5.6	4.0	0.0	11.5	0.0	0.0	3.3	23.9	0.0	13.6
					해역배출	5.5	5.5	0.0	0.0	0.0	0.0	0.0	0.0	0.0	0.0	0.0	0.0	5.5	0.0	0.0
	제주시	소계		발생량		133.3	44.0	0.0	0.0	0.0	3.8	4.0	0.0	10.8	1.5	0.0	0.0	23.7	0.0	0.2
				처리방법	매 립	60.0	11.8	0.0	0.0	0.0	0.5	0.0	0.0	0.0	1.5	0.0	0.0	9.8	0.0	0.0
					소 각	0.0	0.0	0.0	0.0	0.0	0.0	0.0	0.0	0.0	0.0	0.0	0.0	0.0	0.0	0.0
					재 활 용	73.3	32.2	0.0	0.0	0.0	3.3	4.0	0.0	10.8	0.0	0.0	0.0	13.9	0.0	0.2
					해역배출	0.0	0.0	0.0	0.0	0.0	0.0	0.0	0.0	0.0	0.0	0.0	0.0	0.0	0.0	0.0
		A		발생량		22.7	22.7	0.0	0.0	0.0	0.0	0.0	0.0	10.7	0.0	0.0	0.0	12.0	0.0	0.0
				처리방법	매 립	0.0	0.0													
					소 각	0.0	0.0													
					재 활 용	22.7	22.7							10.7				12.0		
					해역배출	0.0	0.0													
		C	10	발생량		0.0	0.0	0.0	0.0	0.0	0.0	0.0	0.0	0.0	0.0	0.0	0.0	0.0	0.0	0.0
				처리방법	매 립	0.0	0.0							0.0						
					소 각	0.0	0.0											0.0		
					재 활 용	0.0	0.0													
					해역배출	0.0	0.0													

(단위:톤/일)

구분		업종		발생량 및 처리현황	불 연 성															
시도	시군구	대분류	중분류		소계	광재류	연소재	소각재	분진류	폐주물사 모래류	폐금속류	폐석회 석고류	폐촉매	폐흡착재폐흡수재	유리·도자기편류	무기성오니류				기타
																폐수처리오니	공정오니	정수처리오니	하수처리오니	
경남	거창군	E		발 생 량	3.0	0.0	0.0	3.0	0.0	0.0	0.0	0.0	0.0	0.0	0.0	0.0	0.0	0.0	0.0	0.0
				처리방법 매 립	3.0			3.0												
				처리방법 소 각	0.0															
				처리방법 재 활 용	0.0															
				처리방법 해역배출	0.0															
		F		발 생 량	0.0	0.0	0.0	0.0	0.0	0.0	0.0	0.0	0.0	0.0	0.0	0.0	0.0	0.0	0.0	0.0
				처리방법 매 립	0.0															
				처리방법 소 각	0.0															
				처리방법 재 활 용	0.0															
				처리방법 해역배출	0.0															
	합천군	소계	소계	발 생 량	10.5	0.0	0.0	1.4	0.0	0.0	0.0	0.1	0.0	0.0	1.7	1.4	0.5	0.0	3.5	1.9
				처리방법 매 립	5.1	0.0	0.0	1.4	0.0	0.0	0.0	0.1	0.0	0.0	1.6	1.4	0.1	0.0	0.0	0.5
				처리방법 소 각	0.0	0.0	0.0	0.0	0.0	0.0	0.0	0.0	0.0	0.0	0.0	0.0	0.0	0.0	0.0	0.0
				처리방법 재 활 용	5.4	0.0	0.0	0.0	0.0	0.0	0.0	0.0	0.0	0.0	0.1	0.0	0.4	0.0	3.5	1.4
				처리방법 해역배출	0.0	0.0	0.0	0.0	0.0	0.0	0.0	0.0	0.0	0.0	0.0	0.0	0.0	0.0	0.0	0.0
		C	10	발 생 량	0.0	0.0	0.0	0.0	0.0	0.0	0.0	0.0	0.0	0.0	0.0	0.0	0.0	0.0	0.0	0.0
				처리방법 매 립	0.0															
				처리방법 소 각	0.0															
				처리방법 재 활 용	0.0															
				처리방법 해역배출	0.0															
		C	11	발 생 량	0.0	0.0	0.0	0.0	0.0	0.0	0.0	0.0	0.0	0.0	0.0	0.0	0.0	0.0	0.0	0.0
				처리방법 매 립	0.0															
				처리방법 소 각	0.0															
				처리방법 재 활 용	0.0															
				처리방법 해역배출	0.0															
		C	23	발 생 량	3.7	0.0	0.0	0.0	0.0	0.0	0.0	0.1	0.0	0.0	1.7	0.0	0.5	0.0	0.0	1.4
				처리방법 매 립	1.8							0.1			1.6		0.1			
				처리방법 소 각	0.0															
				처리방법 재 활 용	1.9										0.1		0.4			1.4
				처리방법 해역배출	0.0															
		E		발 생 량	6.8	0.0	0.0	1.4	0.0	0.0	0.0	0.0	0.0	0.0	0.0	1.4	0.0	0.0	3.5	0.5
				처리방법 매 립	3.3			1.4								1.4				0.5
				처리방법 소 각	0.0															
				처리방법 재 활 용	3.5														3.5	
				처리방법 해역배출	0.0															
제주	합계			발 생 량	124.1	0.2	0.0	11.4	1.2	0.0	0.0	7.3	0.0	4.2	0.0	3.4	5.5	0.0	0.0	90.9
				처리방법 매 립	73.2	0.0	0.0	11.3	1.2	0.0	0.0	0.0	0.0	4.2	0.0	3.4	0.0	0.0	0.0	53.1
				처리방법 소 각	0.0	0.0	0.0	0.0	0.0	0.0	0.0	0.0	0.0	0.0	0.0	0.0	0.0	0.0	0.0	0.0
				처리방법 재 활 용	50.9	0.2	0.0	0.1	0.0	0.0	0.0	7.3	0.0	0.0	0.0	0.0	5.5	0.0	0.0	37.8
				처리방법 해역배출	0.0	0.0	0.0	0.0	0.0	0.0	0.0	0.0	0.0	0.0	0.0	0.0	0.0	0.0	0.0	0.0
	제주시	소계		발 생 량	89.3	0.0	0.0	2.0	0.0	0.0	0.0	0.0	0.0	0.0	0.0	3.2	3.3	0.0	0.0	80.8
				처리방법 매 립	48.2	0.0	0.0	2.0	0.0	0.0	0.0	0.0	0.0	0.0	0.0	3.2	0.0	0.0	0.0	43.0
				처리방법 소 각	0.0	0.0	0.0	0.0	0.0	0.0	0.0	0.0	0.0	0.0	0.0	0.0	0.0	0.0	0.0	0.0
				처리방법 재 활 용	41.1	0.0	0.0	0.0	0.0	0.0	0.0	0.0	0.0	0.0	0.0	0.0	3.3	0.0	0.0	37.8
				처리방법 해역배출	0.0	0.0	0.0	0.0	0.0	0.0	0.0	0.0	0.0	0.0	0.0	0.0	0.0	0.0	0.0	0.0
		A		발 생 량	0.0	0.0	0.0	0.0	0.0	0.0	0.0	0.0	0.0	0.0	0.0	0.0	0.0	0.0	0.0	0.0
				처리방법 매 립	0.0															
				처리방법 소 각	0.0															
				처리방법 재 활 용	0.0															
				처리방법 해역배출	0.0															
		C	10	발 생 량	0.0	0.0	0.0	0.0	0.0	0.0	0.0	0.0	0.0	0.0	0.0	0.0	0.0	0.0	0.0	0.0
				처리방법 매 립	0.0															
				처리방법 소 각	0.0															
				처리방법 재 활 용	0.0															
				처리방법 해역배출	0.0															

(단위:톤/일)

지역구분		업종		발생량 및 처리현황		총계	가 연 성														
시도	시군구	대분류	중분류				소계	폐지류	폐목재류	폐합성고분자화합물				유기성오니류				동식물성잔재물	폐식용유	기타
										폐섬유류	폐합성 수지	폐합성 고무	폐피혁	폐수처리오니	공정오니	정수 처리오니	하수 처리오니			
제주	제주시	C	11	발 생 량		3.0	3.0	0.0	0.0	0.0	3.0	0.0	0.0	0.0	0.0	0.0	0.0	0.0	0.0	0.0
				처리방법	매 립	0.0	0.0													
					소 각	0.0	0.0													
					재 활 용	3.0	3.0				3.0			0.0						
					해역배출	0.0	0.0													
		C	17	발 생 량		2.0	0.0	0.0	0.0	0.0	0.0	0.0	0.0	0.0	0.0	0.0	0.0	0.0	0.0	0.0
				처리방법	매 립	2.0	0.0													
					소 각	0.0	0.0													
					재 활 용	0.0	0.0													
					해역배출	0.0	0.0													
		C	22	발 생 량		4.0	4.0	0.0	0.0	0.0	0.0	4.0	0.0	0.0	0.0	0.0	0.0	0.0	0.0	0.0
				처리방법	매 립	0.0	0.0													
					소 각	0.0	0.0													
					재 활 용	4.0	4.0					4.0								
					해역배출	0.0	0.0													
		C	23	발 생 량		37.9	0.0	0.0	0.0	0.0	0.0	0.0	0.0	0.0	0.0	0.0	0.0	0.0	0.0	0.0
				처리방법	매 립	0.0	0.0													
					소 각	0.0	0.0													
					재 활 용	37.9	0.0													
					해역배출	0.0	0.0													
		C	33	발 생 량		1.5	1.5	0.0	0.0	0.0	0.0	0.0	0.0	0.0	0.0	0.0	0.0	1.5	0.0	0.0
				처리방법	매 립	0.0	0.0													
					소 각	0.0	0.0													
					재 활 용	1.5	1.5											1.5		
					해역배출	0.0	0.0													
		D		발 생 량		3.2	0.0	0.0	0.0	0.0	0.0	0.0	0.0	0.0	0.0	0.0	0.0	0.0	0.0	0.0
				처리방법	매 립	3.2	0.0													
					소 각	0.0	0.0		0.0											
					재 활 용	0.0	0.0													
					해역배출	0.0	0.0													
		E		발 생 량		39.9	12.1	0.0	0.0	0.0	0.7	0.0	0.0	0.1	1.5	0.0	0.0	9.8	0.0	0.0
				처리방법	매 립	39.6	11.8				0.5				1.5			9.8		
					소 각	0.0	0.0													
					재 활 용	0.3	0.3				0.2			0.1						
					해역배출	0.0	0.0													
		F		발 생 량		15.4	0.2	0.0	0.0	0.0	0.0	0.0	0.0	0.0	0.0	0.0	0.0	0.0	0.0	0.2
				처리방법	매 립	15.2	0.0													
					소 각	0.0	0.0													0.0
					재 활 용	0.2	0.2				0.0									0.2
					해역배출	0.0	0.0													
		G		발 생 량		3.7	0.5	0.0	0.0	0.0	0.1	0.0	0.0	0.0	0.0	0.0	0.0	0.4	0.0	0.0
				처리방법	매 립	0.0	0.0													
					소 각	0.0	0.0													
					재 활 용	3.7	0.5				0.1							0.4		
					해역배출	0.0	0.0													
	서귀포시	소계		발 생 량		72.5	37.7	0.0	0.3	0.0	2.3	0.0	0.0	0.7	0.0	0.0	3.3	15.5	0.0	15.6
				처리방법	매 립	27.2	2.2	0.0	0.0	0.0	0.0	0.0	0.0	0.0	0.0	0.0	0.0	0.0	0.0	2.2
					소 각	0.0	0.0	0.0	0.0	0.0	0.0	0.0	0.0	0.0	0.0	0.0	0.0	0.0	0.0	0.0
					재 활 용	39.8	30.0	0.0	0.3	0.0	2.3	0.0	0.0	0.7	0.0	0.0	3.3	10.0	0.0	13.4
					해역배출	5.5	5.5	0.0	0.0	0.0	0.0	0.0	0.0	0.0	0.0	0.0	0.0	5.5	0.0	0.0
		C	10	발 생 량		12.1	12.1	0.0	0.0	0.0	0.0	0.0	0.0	0.6	0.0	0.0	0.0	11.5	0.0	0.0
				처리방법	매 립	0.0	0.0													
					소 각	0.0	0.0													
					재 활 용	6.6	6.6							0.6				6.0		
					해역배출	5.5	5.5											5.5		

(단위:톤/일)

구분		업종		발생량 및 처리현황		불 연 성															
시도	시군구	대분류	중분류			소계	광재류	연소재	소각재	분진류	폐주물사 모래류	폐금속류	폐석회 석고류	폐촉매	폐흡착재폐흡수재	유리·도자기편류	무기성오니류				기타
																	폐수처리오니	공정오니	정수처리오니	하수처리오니	
제주	제주시	C	11	발 생 량		0.0	0.0	0.0	0.0	0.0	0.0	0.0	0.0	0.0	0.0	0.0	0.0	0.0	0.0	0.0	0.0
				처리방법	매 립	0.0															
					소 각	0.0															
					재 활 용	0.0															
					해역배출	0.0															
		C	17	발 생 량		2.0	0.0	0.0	2.0	0.0	0.0	0.0	0.0	0.0	0.0	0.0	0.0	0.0	0.0	0.0	0.0
				처리방법	매 립	2.0			2.0												
					소 각	0.0															
					재 활 용	0.0															
					해역배출	0.0															
		C	22	발 생 량		0.0	0.0	0.0	0.0	0.0	0.0	0.0	0.0	0.0	0.0	0.0	0.0	0.0	0.0	0.0	0.0
				처리방법	매 립	0.0															
					소 각	0.0															
					재 활 용	0.0															
					해역배출	0.0															
		C	23	발 생 량		37.9	0.0	0.0	0.0	0.0	0.0	0.0	0.0	0.0	0.0	0.0	0.0	3.3	0.0	0.0	34.6
				처리방법	매 립	0.0															
					소 각	0.0															
					재 활 용	37.9												3.3			34.6
					해역배출	0.0															
		C	33	발 생 량		0.0	0.0	0.0	0.0	0.0	0.0	0.0	0.0	0.0	0.0	0.0	0.0	0.0	0.0	0.0	0.0
				처리방법	매 립	0.0															
					소 각	0.0															
					재 활 용	0.0															
					해역배출	0.0															
		D		발 생 량		3.2	0.0	0.0	0.0	0.0	0.0	0.0	0.0	0.0	0.0	0.0	3.2	0.0	0.0	0.0	0.0
				처리방법	매 립	3.2											3.2				
					소 각	0.0															
					재 활 용	0.0															
					해역배출	0.0															
		E		발 생 량		27.8	0.0	0.0	0.0	0.0	0.0	0.0	0.0	0.0	0.0	0.0	0.0	0.0	0.0	0.0	27.8
				처리방법	매 립	27.8															27.8
					소 각	0.0															
					재 활 용	0.0															
					해역배출	0.0															
		F		발 생 량		15.2	0.0	0.0	0.0	0.0	0.0	0.0	0.0	0.0	0.0	0.0	0.0	0.0	0.0	0.0	15.2
				처리방법	매 립	15.2															15.2
					소 각	0.0															
					재 활 용	0.0															
					해역배출	0.0															
		G		발 생 량		3.2	0.0	0.0	0.0	0.0	0.0	0.0	0.0	0.0	0.0	0.0	0.0	0.0	0.0	0.0	3.2
				처리방법	매 립	0.0															
					소 각	0.0															
					재 활 용	3.2															3.2
					해역배출	0.0															
	서귀포시	소계		발 생 량		34.8	0.2	0.0	9.4	1.2	0.0	0.0	7.3	0.0	4.2	0.0	0.2	2.2	0.0	0.0	10.1
				처리방법	매 립	25.0	0.0	0.0	9.3	1.2	0.0	0.0	0.0	0.0	4.2	0.0	0.2	0.0	0.0	0.0	10.1
					소 각	0.0	0.0	0.0	0.0	0.0	0.0	0.0	0.0	0.0	0.0	0.0	0.0	0.0	0.0	0.0	0.0
					재 활 용	9.8	0.2	0.0	0.1	0.0	0.0	0.0	7.3	0.0	0.0	0.0	0.0	2.2	0.0	0.0	0.0
					해역배출	0.0	0.0	0.0	0.0	0.0	0.0	0.0	0.0	0.0	0.0	0.0	0.0	0.0	0.0	0.0	0.0
		C	10	발 생 량		0.0	0.0	0.0	0.0	0.0	0.0	0.0	0.0	0.0	0.0	0.0	0.0	0.0	0.0	0.0	0.0
				처리방법	매 립	0.0															
					소 각	0.0															
					재 활 용	0.0															
					해역배출	0.0															

(단위:톤/일)

지역구분		업종		발생량 및 처리현황		총계	가 연 성														
시도	시군구	대분류	중분류				소계	폐지류	폐목재류	폐합성고분자화합물				유기성오니류				동식물성잔재물	폐식용유	기타
										폐섬유류	폐합성 수지	폐합성 고무	폐피혁	폐수처리오니	공정오니	정수 처리오니	하수 처리오니			
제주	서귀포시	C	23	발 생 량		9.7	0.0	0.0	0.0	0.0	0.0	0.0	0.0	0.0	0.0	0.0	0.0	0.0	0.0	0.0
				처리방법	매 립	0.0	0.0													
					소 각	0.0	0.0													
					재 활 용	9.7	0.0													
					해역배출	0.0	0.0													
		D		발 생 량		1.3	0.0	0.0	0.0	0.0	0.0	0.0	0.0	0.0	0.0	0.0	0.0	0.0	0.0	0.0
				처리방법	매 립	1.3	0.0													
					소 각	0.0	0.0													
					재 활 용	0.0	0.0													
					해역배출	0.0	0.0													
		O		발 생 량		18.9	18.9	0.0	0.0	0.0	0.0	0.0	0.0	0.0	0.0	0.0	3.3	0.0	0.0	15.6
				처리방법	매 립	2.2	2.2													2.2
					소 각	0.0	0.0													
					재 활 용	16.7	16.7										3.3			13.4
					해역배출	0.0	0.0													
		E		발 생 량		26.3	2.5	0.0	0.3	0.0	2.1	0.0	0.0	0.1	0.0	0.0	0.0	0.0	0.0	0.0
				처리방법	매 립	23.7	0.0													
					소 각	0.0	0.0													
					재 활 용	2.6	2.5		0.3		2.1			0.1						
					해역배출	0.0	0.0													
		H		발 생 량		0.2	0.2	0.0	0.0	0.0	0.2	0.0	0.0	0.0	0.0	0.0	0.0	0.0	0.0	0.0
				처리방법	매 립	0.0	0.0													
					소 각	0.0	0.0													
					재 활 용	0.2	0.2				0.2									
					해역배출	0.0	0.0													
		G		발 생 량		4.0	4.0	0.0	0.0	0.0	0.0	0.0	0.0	0.0	0.0	0.0	0.0	4.0	0.0	0.0
				처리방법	매 립	0.0	0.0													
					소 각	0.0	0.0													
					재 활 용	4.0	4.0											4.0		
					해역배출	0.0	0.0													

(단위:톤/일)

구분		업종		발생량 및 처리현황		불 연 성															
시도	시군구	대분류	중분류			소계	광재류	연소재	소각재	분진류	폐주물사 모래류	폐금속류	폐석회 석고류	폐촉매	폐흡착재폐흡수재	유리·도자기편류	무기성오니류				기타
																	폐수처리오니	공정오니	정수처리오니	하수처리오니	
제주	서귀포시	C	23	발 생 량		9.7	0.2	0.0	0.0	0.0	0.0	0.0	7.3	0.0	0.0	0.0	0.0	2.2	0.0	0.0	0.0
				처리방법	매 립	0.0															
					소 각	0.0															
					재 활 용	9.7	0.2						7.3					2.2			
					해역배출	0.0															
		D		발 생 량		1.3	0.0	0.0	0.0	1.2	0.0	0.0	0.0	0.0	0.0	0.0	0.1	0.0	0.0	0.0	0.0
				처리방법	매 립	1.3				1.2							0.1				
					소 각	0.0															
					재 활 용	0.0															
					해역배출	0.0															
		O		발 생 량		0.0	0.0	0.0	0.0	0.0	0.0	0.0	0.0	0.0	0.0	0.0	0.0	0.0	0.0	0.0	0.0
				처리방법	매 립	0.0															
					소 각	0.0															
					재 활 용	0.0															
					해역배출	0.0															
		E		발 생 량		23.8	0.0	0.0	9.4	0.0	0.0	0.0	0.0	0.0	4.2	0.0	0.1	0.0	0.0	0.0	10.1
				처리방법	매 립	23.7			9.3						4.2		0.1				10.1
					소 각	0.0															
					재 활 용	0.1			0.1												
					해역배출	0.0															
		H		발 생 량		0.0	0.0	0.0	0.0	0.0	0.0	0.0	0.0	0.0	0.0	0.0	0.0	0.0	0.0	0.0	0.0
				처리방법	매 립	0.0															
					소 각	0.0															
					재 활 용	0.0															
					해역배출	0.0															
		G		발 생 량		0.0	0.0	0.0	0.0	0.0	0.0	0.0	0.0	0.0	0.0	0.0	0.0	0.0	0.0	0.0	0.0
				처리방법	매 립	0.0															
					소 각	0.0															
					재 활 용	0.0															
					해역배출	0.0															

2. 폐기물 발생 및 처리현황

라. 건설폐기물

(단위:톤/일)

구분		발생 및 처리방법		합계	불연성										가연성				가연성·불연성 혼합			기타
					건설폐재류						건설오니	폐금속류	폐유리	폐타일 및 폐도자기	폐목재	폐합성수지	폐섬유	폐벽지	폐보드류	폐판넬	혼합건설폐기물	
시도	시군구				폐콘크리트	폐아스팔트콘크리트	폐벽돌	폐블럭	폐기와	건설 폐토석												
전국	합 계	발생량		183,537.7	111,653.2	35,397.6	2,262.2	982.5	35.8	5,066.5	1,052.1	0.1	5.5	46.9	703.5	1,695.3	16.6	2.3	195.6	2.8	24,334.1	85.1
		처리방법	매립	3,361.7	1.3	0.0	0.3	3.4	0.2	550.9	96.8	0.0	4.8	14.4	0.1	0.0	9.0	0.0	128.4	0.8	2,473.5	77.8
			소각	1,247.4	0.0	0.0	0.0	0.0	0.0	0.0	0.0	0.0	0.0	0.0	76.0	1,116.0	6.3	1.4	0.3	0.0	46.6	0.8
			재활용	178,928.6	111,651.9	35,397.6	2,261.9	979.1	35.6	4,515.6	955.3	0.1	0.7	32.5	627.4	579.3	1.3	0.9	66.9	2.0	21,814.0	6.5
서울	소 계	발생량		24,761.6	14,909.2	2,850.3	233.3	86.9	1.5	1,727.0	39.9	0.0	0.1	6.6	120.0	233.9	1.0	1.1	13.3	0.0	4,537.3	0.2
		처리방법	매립	1,442.7	0.3	0.0	0.0	0.0	0.0	15.5	0.0	0.0	0.0	0.0	0.0	0.0	0.0	0.0	6.3	0.0	1,420.6	0.0
			소각	222.2	0.0	0.0	0.0	0.0	0.0	0.0	0.0	0.0	0.0	0.0	6.3	201.2	1.0	1.1	0.0	0.0	12.6	0.0
			재활용	23,096.7	14,908.9	2,850.3	233.3	86.9	1.5	1,711.5	39.9	0.0	0.1	6.6	113.7	32.7	0.0	0.0	7.0	0.0	3,104.1	0.2
	종로구	발생량		802.6	486.4	58.7	3.9	3.3	0.1	114.7	0.4	0.0	0.0	0.0	1.3	1.4	0.0	0.0	0.7	0.0	131.7	0.0
		처리방법	매립	14.0	0.0	0.0	0.0	0.0	0.0	0.0	0.0	0.0	0.0	0.0	0.0	0.0	0.0	0.0	0.0	0.0	14.0	0.0
			소각	1.3	0.0	0.0	0.0	0.0	0.0	0.0	0.0	0.0	0.0	0.0	0.0	1.3	0.0	0.0	0.0	0.0	0.0	0.0
			재활용	787.3	486.4	58.7	3.9	3.3	0.1	114.7	0.4	0.0	0.0	0.0	1.3	0.1	0.0	0.0	0.7	0.0	117.7	0.0
	중구	발생량		689.3	438.5	67.2	7.5	0.5	0.1	46.8	0.0	0.0	0.0	1.0	3.2	4.7	0.0	0.0	0.7	0.0	119.1	0.0
		처리방법	매립	24.2	0.0	0.0	0.0	0.0	0.0	0.0	0.0	0.0	0.0	0.0	0.0	0.0	0.0	0.0	0.0	0.0	24.2	0.0
			소각	7.0	0.0	0.0	0.0	0.0	0.0	0.0	0.0	0.0	0.0	0.0	2.4	4.6	0.0	0.0	0.0	0.0	0.0	0.0
			재활용	658.1	438.5	67.2	7.5	0.5	0.1	46.8	0.0	0.0	0.0	1.0	0.8	0.1	0.0	0.0	0.7	0.0	94.9	0.0
	용산구	발생량		710.3	459.3	64.4	5.8	0.0	0.0	79.1	3.0	0.0	0.0	0.0	0.9	1.4	0.0	0.0	0.3	0.0	96.1	0.0
		처리방법	매립	13.8	0.0	0.0	0.0	0.0	0.0	0.0	0.0	0.0	0.0	0.0	0.0	0.0	0.0	0.0	0.0	0.0	13.8	0.0
			소각	1.4	0.0	0.0	0.0	0.0	0.0	0.0	0.0	0.0	0.0	0.0	0.0	1.4	0.0	0.0	0.0	0.0	0.0	0.0
			재활용	695.1	459.3	64.4	5.8	0.0	0.0	79.1	3.0	0.0	0.0	0.0	0.9	0.0	0.0	0.0	0.3	0.0	82.3	0.0
	성동구	발생량		2,201.2	528.3	211.7	0.2	19.9	0.0	194.1	0.0	0.0	0.0	0.0	21.4	16.8	0.0	0.0	1.4	0.0	1,207.4	0.0
		처리방법	매립	386.1	0.0	0.0	0.0	0.0	0.0	15.5	0.0	0.0	0.0	0.0	0.0	0.0	0.0	0.0	0.0	0.0	370.6	0.0
			소각	3.7	0.0	0.0	0.0	0.0	0.0	0.0	0.0	0.0	0.0	0.0	0.3	3.4	0.0	0.0	0.0	0.0	0.0	0.0
			재활용	1,811.4	528.3	211.7	0.2	19.9	0.0	178.6	0.0	0.0	0.0	0.0	21.1	13.4	0.0	0.0	1.4	0.0	836.8	0.0
	광진구	발생량		629.7	483.5	63.2	36.0	1.7	0.0	18.7	0.0	0.0	0.0	0.0	0.6	0.7	0.0	0.0	0.0	0.0	25.3	0.0
		처리방법	매립	3.6	0.0	0.0	0.0	0.0	0.0	0.0	0.0	0.0	0.0	0.0	0.0	0.0	0.0	0.0	0.0	0.0	3.6	0.0
			소각	0.6	0.0	0.0	0.0	0.0	0.0	0.0	0.0	0.0	0.0	0.0	0.0	0.6	0.0	0.0	0.0	0.0	0.0	0.0
			재활용	625.5	483.5	63.2	36.0	1.7	0.0	18.7	0.0	0.0	0.0	0.0	0.6	0.1	0.0	0.0	0.0	0.0	21.7	0.0
	동대문구	발생량		519.9	297.4	78.5	1.8	0.9	0.1	35.2	0.0	0.0	0.0	0.0	2.8	0.4	0.0	0.0	0.0	0.0	102.8	0.0
		처리방법	매립	8.1	0.0	0.0	0.0	0.0	0.0	0.0	0.0	0.0	0.0	0.0	0.0	0.0	0.0	0.0	0.0	0.0	8.1	0.0
			소각	0.3	0.0	0.0	0.0	0.0	0.0	0.0	0.0	0.0	0.0	0.0	0.0	0.3	0.0	0.0	0.0	0.0	0.0	0.0
			재활용	511.5	297.4	78.5	1.8	0.9	0.1	35.2	0.0	0.0	0.0	0.0	2.8	0.1	0.0	0.0	0.0	0.0	94.7	0.0
	중랑구	발생량		637.7	397.3	41.5	3.0	0.4	0.0	33.8	0.0	0.0	0.0	0.2	1.0	100.9	0.0	0.0	0.5	0.0	59.1	0.0
		처리방법	매립	4.3	0.0	0.0	0.0	0.0	0.0	0.0	0.0	0.0	0.0	0.0	0.0	0.0	0.0	0.0	0.0	0.0	4.3	0.0
			소각	100.9	0.0	0.0	0.0	0.0	0.0	0.0	0.0	0.0	0.0	0.0	0.0	100.9	0.0	0.0	0.0	0.0	0.0	0.0
			재활용	532.5	397.3	41.5	3.0	0.4	0.0	33.8	0.0	0.0	0.0	0.2	1.0	0.0	0.0	0.0	0.5	0.0	54.8	0.0
	성북구	발생량		766.0	627.3	54.4	3.1	0.2	0.5	25.0	0.0	0.0	0.0	0.0	1.7	0.8	0.0	0.0	0.0	0.0	53.0	0.0
		처리방법	매립	6.3	0.0	0.0	0.0	0.0	0.0	0.0	0.0	0.0	0.0	0.0	0.0	0.0	0.0	0.0	0.0	0.0	6.3	0.0
			소각	0.7	0.0	0.0	0.0	0.0	0.0	0.0	0.0	0.0	0.0	0.0	0.0	0.7	0.0	0.0	0.0	0.0	0.0	0.0
			재활용	759.0	627.3	54.4	3.1	0.2	0.5	25.0	0.0	0.0	0.0	0.0	1.7	0.1	0.0	0.0	0.0	0.0	46.7	0.0
	강북구	발생량		587.2	462.4	68.4	0.3	0.7	0.0	22.5	0.4	0.0	0.0	0.0	0.1	0.3	0.0	0.0	0.0	0.0	32.1	0.0
		처리방법	매립	1.4	0.0	0.0	0.0	0.0	0.0	0.0	0.0	0.0	0.0	0.0	0.0	0.0	0.0	0.0	0.0	0.0	1.4	0.0
			소각	0.3	0.0	0.0	0.0	0.0	0.0	0.0	0.0	0.0	0.0	0.0	0.0	0.3	0.0	0.0	0.0	0.0	0.0	0.0
			재활용	585.5	462.4	68.4	0.3	0.7	0.0	22.5	0.4	0.0	0.0	0.0	0.1	0.0	0.0	0.0	0.0	0.0	30.7	0.0

(단위:톤/일)

구분		발생 및 처리방법		합계	불 연 성										가 연 성				가연성 · 불연성 혼합			기타
					건설폐재류						건설오니	폐금속류	폐유리	폐타일 및 폐도자기	폐목재	폐합성수지	폐섬유	폐벽지	폐보드류	폐판넬	혼합건설폐기물	
시도	시군구				폐콘크리트	폐아스팔트콘크리트	폐벽돌	폐블럭	폐기와	건설 폐토석												
서울	도봉구	발생량		287.1	228.8	32.3	1.3	0.0	0.0	10.5	0.0	0.0	0.0	0.0	0.1	0.2	0.0	0.0	0.0	0.0	13.9	0.0
		처리방법	매립	1.2	0.0	0.0	0.0	0.0	0.0	0.0	0.0	0.0	0.0	0.0	0.0	0.0	0.0	0.0	0.0	0.0	1.2	0.0
			소각	0.0	0.0	0.0	0.0	0.0	0.0	0.0	0.0	0.0	0.0	0.0	0.0	0.0	0.0	0.0	0.0	0.0	0.0	0.0
			재활용	285.9	228.8	32.3	1.3	0.0	0.0	10.5	0.0	0.0	0.0	0.0	0.1	0.2	0.0	0.0	0.0	0.0	12.7	0.0
	노원구	발생량		719.1	399.0	98.9	25.3	0.2	0.6	8.2	0.0	0.0	0.0	0.0	3.2	0.9	0.0	0.0	0.0	0.0	182.8	0.0
		처리방법	매립	2.6	0.0	0.0	0.0	0.0	0.0	0.0	0.0	0.0	0.0	0.0	0.0	0.0	0.0	0.0	0.0	0.0	2.6	0.0
			소각	1.2	0.0	0.0	0.0	0.0	0.0	0.0	0.0	0.0	0.0	0.0	0.4	0.8	0.0	0.0	0.0	0.0	0.0	0.0
			재활용	715.3	399.0	98.9	25.3	0.2	0.6	8.2	0.0	0.0	0.0	0.0	2.8	0.1	0.0	0.0	0.0	0.0	180.2	0.0
	은평구	발생량		963.6	669.1	94.5	0.6	1.2	0.0	2.3	7.6	0.0	0.0	0.0	9.3	3.4	0.0	0.0	0.0	0.0	175.6	0.0
		처리방법	매립	113.7	0.2	0.0	0.0	0.0	0.0	0.0	0.0	0.0	0.0	0.0	0.0	0.0	0.0	0.0	0.0	0.0	113.5	0.0
			소각	1.1	0.0	0.0	0.0	0.0	0.0	0.0	0.0	0.0	0.0	0.0	0.0	1.1	0.0	0.0	0.0	0.0	0.0	0.0
			재활용	848.8	668.9	94.5	0.6	1.2	0.0	2.3	7.6	0.0	0.0	0.0	9.3	2.3	0.0	0.0	0.0	0.0	62.1	0.0
	서대문구	발생량		638.0	476.7	81.3	1.2	0.0	0.0	5.3	1.0	0.0	0.0	0.1	2.9	0.7	0.0	0.0	0.5	0.0	68.3	0.0
		처리방법	매립	10.3	0.0	0.0	0.0	0.0	0.0	0.0	0.0	0.0	0.0	0.0	0.0	0.0	0.0	0.0	0.0	0.0	10.3	0.0
			소각	0.7	0.0	0.0	0.0	0.0	0.0	0.0	0.0	0.0	0.0	0.0	0.0	0.7	0.0	0.0	0.0	0.0	0.0	0.0
			재활용	627.0	476.7	81.3	1.2	0.0	0.0	5.3	1.0	0.0	0.0	0.1	2.9	0.0	0.0	0.0	0.5	0.0	58.0	0.0
	마포구	발생량		1,143.1	538.6	209.2	0.5	9.4	0.0	180.3	0.0	0.0	0.0	0.1	11.8	4.3	0.0	0.0	0.2	0.0	188.7	0.0
		처리방법	매립	36.6	0.0	0.0	0.0	0.0	0.0	0.0	0.0	0.0	0.0	0.0	0.0	0.0	0.0	0.0	0.0	0.0	36.6	0.0
			소각	6.9	0.0	0.0	0.0	0.0	0.0	0.0	0.0	0.0	0.0	0.0	3.0	3.7	0.0	0.0	0.0	0.0	0.2	0.0
			재활용	1,099.6	538.6	209.2	0.5	9.4	0.0	180.3	0.0	0.0	0.0	0.1	8.8	0.6	0.0	0.0	0.2	0.0	151.9	0.0
	양천구	발생량		1,033.6	828.0	46.3	0.2	2.8	0.0	90.7	0.5	0.0	0.0	0.0	3.4	0.5	0.0	0.0	0.0	0.0	61.2	0.0
		처리방법	매립	45.5	0.0	0.0	0.0	0.0	0.0	0.0	0.0	0.0	0.0	0.0	0.0	0.0	0.0	0.0	0.0	0.0	45.5	0.0
			소각	0.5	0.0	0.0	0.0	0.0	0.0	0.0	0.0	0.0	0.0	0.0	0.0	0.5	0.0	0.0	0.0	0.0	0.0	0.0
			재활용	987.6	828.0	46.3	0.2	2.8	0.0	90.7	0.5	0.0	0.0	0.0	3.4	0.0	0.0	0.0	0.0	0.0	15.7	0.0
	강서구	발생량		2,077.4	1,068.1	388.4	1.2	0.6	0.0	63.2	0.7	0.0	0.0	0.0	10.6	22.3	0.0	0.0	0.0	0.0	522.3	0.0
		처리방법	매립	404.0	0.1	0.0	0.0	0.0	0.0	0.0	0.0	0.0	0.0	0.0	0.0	0.0	0.0	0.0	0.0	0.0	403.9	0.0
			소각	22.3	0.0	0.0	0.0	0.0	0.0	0.0	0.0	0.0	0.0	0.0	0.1	22.2	0.0	0.0	0.0	0.0	0.0	0.0
			재활용	1,651.1	1,068.0	388.4	1.2	0.6	0.0	63.2	0.7	0.0	0.0	0.0	10.5	0.1	0.0	0.0	0.0	0.0	118.4	0.0
	구로구	발생량		690.9	425.1	80.8	4.9	0.5	0.0	47.8	3.1	0.0	0.0	0.7	9.4	9.3	0.0	0.0	0.4	0.0	108.9	0.0
		처리방법	매립	65.7	0.0	0.0	0.0	0.0	0.0	0.0	0.0	0.0	0.0	0.0	0.0	0.0	0.0	0.0	0.0	0.0	65.7	0.0
			소각	9.3	0.0	0.0	0.0	0.0	0.0	0.0	0.0	0.0	0.0	0.0	0.0	9.2	0.0	0.0	0.0	0.0	0.1	0.0
			재활용	615.9	425.1	80.8	4.9	0.5	0.0	47.8	3.1	0.0	0.0	0.7	9.4	0.1	0.0	0.0	0.4	0.0	43.1	0.0
	금천구	발생량		568.0	420.8	48.3	0.3	3.4	0.0	13.4	0.0	0.0	0.0	0.0	2.2	4.2	0.0	0.0	0.0	0.0	75.4	0.0
		처리방법	매립	49.4	0.0	0.0	0.0	0.0	0.0	0.0	0.0	0.0	0.0	0.0	0.0	0.0	0.0	0.0	0.0	0.0	49.4	0.0
			소각	2.6	0.0	0.0	0.0	0.0	0.0	0.0	0.0	0.0	0.0	0.0	0.0	2.6	0.0	0.0	0.0	0.0	0.0	0.0
			재활용	516.0	420.8	48.3	0.3	3.4	0.0	13.4	0.0	0.0	0.0	0.0	2.2	1.6	0.0	0.0	0.0	0.0	26.0	0.0
	영등포구	발생량		1,001.4	563.9	55.4	5.6	0.0	0.0	179.7	8.6	0.0	0.0	0.0	1.2	1.5	0.1	0.0	1.3	0.0	184.1	0.0
		처리방법	매립	41.4	0.0	0.0	0.0	0.0	0.0	0.0	0.0	0.0	0.0	0.0	0.0	0.0	0.0	0.0	0.0	0.0	41.4	0.0
			소각	0.8	0.0	0.0	0.0	0.0	0.0	0.0	0.0	0.0	0.0	0.0	0.0	0.7	0.1	0.0	0.0	0.0	0.0	0.0
			재활용	959.2	563.9	55.4	5.6	0.0	0.0	179.7	8.6	0.0	0.0	0.0	1.2	0.8	0.0	0.0	1.3	0.0	142.7	0.0
	동작구	발생량		763.0	599.3	81.6	0.4	0.1	0.1	21.2	3.2	0.0	0.0	0.0	0.4	0.6	0.0	0.0	0.0	0.0	56.1	0.0
		처리방법	매립	7.7	0.0	0.0	0.0	0.0	0.0	0.0	0.0	0.0	0.0	0.0	0.0	0.0	0.0	0.0	0.0	0.0	7.7	0.0
			소각	0.6	0.0	0.0	0.0	0.0	0.0	0.0	0.0	0.0	0.0	0.0	0.0	0.6	0.0	0.0	0.0	0.0	0.0	0.0
			재활용	754.7	599.3	81.6	0.4	0.1	0.1	21.2	3.2	0.0	0.0	0.0	0.4	0.0	0.0	0.0	0.0	0.0	48.4	0.0
	관악구	발생량		851.3	557.3	194.8	4.5	0.1	0.0	1.5	0.1	0.0	0.0	0.0	0.5	0.5	0.0	0.0	0.0	0.0	92.0	0.0
		처리방법	매립	9.1	0.0	0.0	0.0	0.0	0.0	0.0	0.0	0.0	0.0	0.0	0.0	0.0	0.0	0.0	0.0	0.0	9.1	0.0
			소각	0.4	0.0	0.0	0.0	0.0	0.0	0.0	0.0	0.0	0.0	0.0	0.0	0.4	0.0	0.0	0.0	0.0	0.0	0.0
			재활용	841.8	557.3	194.8	4.5	0.1	0.0	1.5	0.1	0.0	0.0	0.0	0.5	0.1	0.0	0.0	0.0	0.0	82.9	0.0

(단위:톤/일)

구분		발생 및 처리방법		합계	불 연 성										가 연 성				가연성·불연성 혼합			기타
					건설폐재류						건설오니	폐금속류	폐유리	폐타일 및 폐도자기	폐목재	폐합성수지	폐섬유	폐벽지	폐보드류	폐판넬	혼합건설폐기물	
시도	시군구				폐콘크리트	폐아스팔트콘크리트	폐벽돌	폐블럭	폐기와	건설 폐토석												
서울	서초구	발생량		1,673.4	1,020.0	151.0	105.1	9.9	0.0	130.1	1.0	0.0	0.0	0.0	7.7	13.1	0.7	1.1	0.6	0.0	233.1	0.0
		처리방법	매립	53.0	0.0	0.0	0.0	0.0	0.0	0.0	0.0	0.0	0.0	0.0	0.0	0.0	0.0	0.0	0.0	0.0	53.0	0.0
			소각	13.7	0.0	0.0	0.0	0.0	0.0	0.0	0.0	0.0	0.0	0.0	0.0	11.8	0.7	1.1	0.0	0.0	0.1	0.0
			재활용	1,606.7	1,020.0	151.0	105.1	9.9	0.0	130.1	1.0	0.0	0.0	0.0	7.7	1.3	0.0	0.0	0.6	0.0	180.0	0.0
	강남구	발생량		1,965.4	1,134.5	310.7	15.9	27.7	0.0	104.1	3.2	0.0	0.1	4.5	15.1	35.1	0.0	0.0	6.3	0.0	308.0	0.2
		처리방법	매립	48.4	0.0	0.0	0.0	0.0	0.0	0.0	0.0	0.0	0.0	0.0	0.0	0.0	0.0	0.0	6.3	0.0	42.1	0.0
			소각	38.4	0.0	0.0	0.0	0.0	0.0	0.0	0.0	0.0	0.0	0.0	0.1	26.1	0.0	0.0	0.0	0.0	12.2	0.0
			재활용	1,878.6	1,134.5	310.7	15.9	27.7	0.0	104.1	3.2	0.0	0.1	4.5	15.0	9.0	0.0	0.0	0.0	0.0	253.7	0.2
	송파구	발생량		1,449.8	803.0	166.4	4.4	3.4	0.0	80.2	1.9	0.0	0.0	0.0	8.4	9.5	0.1	0.0	0.4	0.0	372.1	0.0
		처리방법	매립	89.7	0.0	0.0	0.0	0.0	0.0	0.0	0.0	0.0	0.0	0.0	0.0	0.0	0.0	0.0	0.0	0.0	89.7	0.0
			소각	7.1	0.0	0.0	0.0	0.0	0.0	0.0	0.0	0.0	0.0	0.0	0.0	7.0	0.1	0.0	0.0	0.0	0.0	0.0
			재활용	1,353.0	803.0	166.4	4.4	3.4	0.0	80.2	1.9	0.0	0.0	0.0	8.4	2.5	0.0	0.0	0.4	0.0	282.4	0.0
	강동구	발생량		1,392.6	996.6	102.4	0.3	0.0	0.0	218.6	5.2	0.0	0.0	0.0	0.8	0.4	0.1	0.0	0.0	0.0	68.2	0.0
		처리방법	매립	2.6	0.0	0.0	0.0	0.0	0.0	0.0	0.0	0.0	0.0	0.0	0.0	0.0	0.0	0.0	0.0	0.0	2.6	0.0
			소각	0.4	0.0	0.0	0.0	0.0	0.0	0.0	0.0	0.0	0.0	0.0	0.0	0.3	0.1	0.0	0.0	0.0	0.0	0.0
			재활용	1,389.6	996.6	102.4	0.3	0.0	0.0	218.6	5.2	0.0	0.0	0.0	0.8	0.1	0.0	0.0	0.0	0.0	65.6	0.0
부산	소계	발생량		9,555.6	5,837.9	1,659.9	104.1	76.1	1.0	359.7	416.5	0.0	0.0	1.4	26.6	68.7	0.1	0.0	5.3	0.1	931.6	66.6
		처리방법	매립	176.1	0.0	0.0	0.0	0.0	0.0	101.8	0.9	0.0	0.0	0.4	0.0	0.0	0.1	0.0	1.3	0.0	5.0	66.6
			소각	25.1	0.0	0.0	0.0	0.0	0.0	0.0	0.0	0.0	0.0	0.0	4.6	20.4	0.0	0.0	0.0	0.0	0.1	0.0
			재활용	9,354.4	5,837.9	1,659.9	104.1	76.1	1.0	257.9	415.6	0.0	0.0	1.0	22.0	48.3	0.0	0.0	4.0	0.1	926.5	0.0
	중구	발생량		294.7	149.5	52.8	0.5	0.2	0.0	80.4	0.1	0.0	0.0	0.0	0.1	2.5	0.0	0.0	0.0	0.0	8.6	0.0
		처리방법	매립	0.0	0.0	0.0	0.0	0.0	0.0	0.0	0.0	0.0	0.0	0.0	0.0	0.0	0.0	0.0	0.0	0.0	0.0	0.0
			소각	0.3	0.0	0.0	0.0	0.0	0.0	0.0	0.0	0.0	0.0	0.0	0.0	0.3	0.0	0.0	0.0	0.0	0.0	0.0
			재활용	294.4	149.5	52.8	0.5	0.2	0.0	80.4	0.1	0.0	0.0	0.0	0.1	2.2	0.0	0.0	0.0	0.0	8.6	0.0
	서구	발생량		290.4	212.2	40.4	2.3	0.0	0.1	4.3	0.6	0.0	0.0	0.0	1.5	1.8	0.0	0.0	0.0	0.0	27.2	0.0
		처리방법	매립	0.0	0.0	0.0	0.0	0.0	0.0	0.0	0.0	0.0	0.0	0.0	0.0	0.0	0.0	0.0	0.0	0.0	0.0	0.0
			소각	1.0	0.0	0.0	0.0	0.0	0.0	0.0	0.0	0.0	0.0	0.0	0.0	1.0	0.0	0.0	0.0	0.0	0.0	0.0
			재활용	289.4	212.2	40.4	2.3	0.0	0.1	4.3	0.6	0.0	0.0	0.0	1.5	0.8	0.0	0.0	0.0	0.0	27.2	0.0
	동구	발생량		324.9	176.3	38.0	0.9	39.6	0.0	2.4	56.7	0.0	0.0	0.0	0.6	2.1	0.0	0.0	0.0	0.0	8.2	0.1
		처리방법	매립	0.2	0.0	0.0	0.0	0.0	0.0	0.0	0.0	0.0	0.0	0.0	0.0	0.0	0.0	0.0	0.0	0.0	0.1	0.1
			소각	0.6	0.0	0.0	0.0	0.0	0.0	0.0	0.0	0.0	0.0	0.0	0.0	0.6	0.0	0.0	0.0	0.0	0.0	0.0
			재활용	324.1	176.3	38.0	0.9	39.6	0.0	2.4	56.7	0.0	0.0	0.0	0.6	1.5	0.0	0.0	0.0	0.0	8.1	0.0
	영도구	발생량		196.9	119.4	53.2	4.0	1.6	0.0	3.4	3.0	0.0	0.0	0.0	0.1	0.6	0.0	0.0	0.0	0.0	11.6	0.0
		처리방법	매립	0.0	0.0	0.0	0.0	0.0	0.0	0.0	0.0	0.0	0.0	0.0	0.0	0.0	0.0	0.0	0.0	0.0	0.0	0.0
			소각	0.3	0.0	0.0	0.0	0.0	0.0	0.0	0.0	0.0	0.0	0.0	0.1	0.2	0.0	0.0	0.0	0.0	0.0	0.0
			재활용	196.6	119.4	53.2	4.0	1.6	0.0	3.4	3.0	0.0	0.0	0.0	0.0	0.4	0.0	0.0	0.0	0.0	11.6	0.0
	부산진구	발생량		889.6	545.0	216.0	6.2	5.4	0.1	19.6	1.1	0.0	0.0	0.0	0.5	4.1	0.0	0.0	0.0	0.0	91.6	0.0
		처리방법	매립	0.0	0.0	0.0	0.0	0.0	0.0	0.0	0.0	0.0	0.0	0.0	0.0	0.0	0.0	0.0	0.0	0.0	0.0	0.0
			소각	0.1	0.0	0.0	0.0	0.0	0.0	0.0	0.0	0.0	0.0	0.0	0.0	0.1	0.0	0.0	0.0	0.0	0.0	0.0
			재활용	889.5	545.0	216.0	6.2	5.4	0.1	19.6	1.1	0.0	0.0	0.0	0.5	4.0	0.0	0.0	0.0	0.0	91.6	0.0
	동래구	발생량		1,087.8	827.2	104.8	4.4	0.6	0.1	2.1	0.0	0.0	0.0	0.0	1.1	2.4	0.0	0.0	0.0	0.0	145.1	0.0
		처리방법	매립	0.5	0.0	0.0	0.0	0.0	0.0	0.0	0.0	0.0	0.0	0.0	0.0	0.0	0.0	0.0	0.0	0.0	0.5	0.0
			소각	0.6	0.0	0.0	0.0	0.0	0.0	0.0	0.0	0.0	0.0	0.0	0.3	0.3	0.0	0.0	0.0	0.0	0.0	0.0
			재활용	1,086.7	827.2	104.8	4.4	0.6	0.1	2.1	0.0	0.0	0.0	0.0	0.8	2.1	0.0	0.0	0.0	0.0	144.6	0.0
	남구	발생량		696.4	461.7	180.7	5.3	2.2	0.2	4.1	0.0	0.0	0.0	0.2	0.9	9.1	0.0	0.0	0.0	0.0	32.0	0.0
		처리방법	매립	0.1	0.0	0.0	0.0	0.0	0.0	0.0	0.0	0.0	0.0	0.1	0.0	0.0	0.0	0.0	0.0	0.0	0.0	0.0
			소각	4.5	0.0	0.0	0.0	0.0	0.0	0.0	0.0	0.0	0.0	0.0	0.0	4.5	0.0	0.0	0.0	0.0	0.0	0.0
			재활용	691.8	461.7	180.7	5.3	2.2	0.2	4.1	0.0	0.0	0.0	0.1	0.9	4.6	0.0	0.0	0.0	0.0	32.0	0.0

(단위:톤/일)

구분		발생 및 처리방법		합계	불 연 성										가 연 성				가연성 · 불연성 혼합			기타
					건설폐재류						건설오니	폐금속류	폐유리	폐타일 및 폐도자기	폐목재	폐합성수지	폐섬유	폐벽지	폐보드류	폐판넬	혼합건설폐기물	
시도	시군구				폐콘크리트	폐아스팔트콘크리트	폐벽돌	폐블럭	폐기와	건설 폐토석												
부산	북구	발생량		560.2	407.3	96.6	2.4	0.6	0.1	21.1	0.6	0.0	0.0	0.1	1.8	3.4	0.0	0.0	0.4	0.0	25.8	0.0
		처리방법	매립	0.0	0.0	0.0	0.0	0.0	0.0	0.0	0.0	0.0	0.0	0.0	0.0	0.0	0.0	0.0	0.0	0.0	0.0	0.0
			소각	0.4	0.0	0.0	0.0	0.0	0.0	0.0	0.0	0.0	0.0	0.0	0.0	0.4	0.0	0.0	0.0	0.0	0.0	0.0
			재활용	559.8	407.3	96.6	2.4	0.6	0.1	21.1	0.6	0.0	0.0	0.1	1.8	3.0	0.0	0.0	0.4	0.0	25.8	0.0
	해운대구	발생량		665.4	379.6	130.1	11.3	0.8	0.0	16.3	1.5	0.0	0.0	0.3	3.3	6.6	0.0	0.0	4.1	0.0	111.5	0.0
		처리방법	매립	1.9	0.0	0.0	0.0	0.0	0.0	0.0	0.9	0.0	0.0	0.1	0.0	0.0	0.0	0.0	0.9	0.0	0.0	0.0
			소각	3.9	0.0	0.0	0.0	0.0	0.0	0.0	0.0	0.0	0.0	0.0	2.0	1.8	0.0	0.0	0.0	0.0	0.1	0.0
			재활용	659.6	379.6	130.1	11.3	0.8	0.0	16.3	0.6	0.0	0.0	0.2	1.3	4.8	0.0	0.0	3.2	0.0	111.4	0.0
	사하구	발생량		697.3	430.5	131.7	36.0	22.8	0.0	25.6	0.9	0.0	0.0	0.1	1.1	4.0	0.0	0.0	0.0	0.0	44.6	0.0
		처리방법	매립	3.8	0.0	0.0	0.0	0.0	0.0	0.0	0.0	0.0	0.0	0.0	0.0	0.0	0.0	0.0	0.0	0.0	3.8	0.0
			소각	3.5	0.0	0.0	0.0	0.0	0.0	0.0	0.0	0.0	0.0	0.0	0.1	3.4	0.0	0.0	0.0	0.0	0.0	0.0
			재활용	690.0	430.5	131.7	36.0	22.8	0.0	25.6	0.9	0.0	0.0	0.1	1.0	0.6	0.0	0.0	0.0	0.0	40.8	0.0
	금정구	발생량		565.3	469.0	67.3	4.5	0.5	0.3	0.7	0.1	0.0	0.0	0.1	0.7	0.7	0.0	0.0	0.0	0.0	21.4	0.0
		처리방법	매립	0.1	0.0	0.0	0.0	0.0	0.0	0.0	0.0	0.0	0.0	0.0	0.0	0.0	0.0	0.0	0.0	0.0	0.1	0.0
			소각	0.0	0.0	0.0	0.0	0.0	0.0	0.0	0.0	0.0	0.0	0.0	0.0	0.0	0.0	0.0	0.0	0.0	0.0	0.0
			재활용	565.2	469.0	67.3	4.5	0.5	0.3	0.7	0.1	0.0	0.0	0.1	0.7	0.7	0.0	0.0	0.0	0.0	21.3	0.0
	강서구	발생량		1,185.7	439.6	195.2	1.8	0.8	0.0	14.9	342.3	0.0	0.0	0.4	6.6	13.6	0.1	0.0	0.2	0.0	169.5	0.7
		처리방법	매립	1.2	0.0	0.0	0.0	0.0	0.0	0.0	0.0	0.0	0.0	0.2	0.0	0.0	0.1	0.0	0.2	0.0	0.0	0.7
			소각	7.0	0.0	0.0	0.0	0.0	0.0	0.0	0.0	0.0	0.0	0.0	2.0	5.0	0.0	0.0	0.0	0.0	0.0	0.0
			재활용	1,177.5	439.6	195.2	1.8	0.8	0.0	14.9	342.3	0.0	0.0	0.2	4.6	8.6	0.0	0.0	0.0	0.0	169.5	0.0
	연제구	발생량		485.8	266.2	24.4	1.9	0.3	0.0	34.2	6.7	0.0	0.0	0.0	1.5	1.4	0.0	0.0	0.0	0.0	83.4	65.8
		처리방법	매립	66.2	0.0	0.0	0.0	0.0	0.0	0.0	0.0	0.0	0.0	0.0	0.0	0.0	0.0	0.0	0.0	0.0	0.4	65.8
			소각	0.2	0.0	0.0	0.0	0.0	0.0	0.0	0.0	0.0	0.0	0.0	0.1	0.1	0.0	0.0	0.0	0.0	0.0	0.0
			재활용	419.4	266.2	24.4	1.9	0.3	0.0	34.2	6.7	0.0	0.0	0.0	1.4	1.3	0.0	0.0	0.0	0.0	83.0	0.0
	수영구	발생량		333.9	241.1	55.1	1.9	0.4	0.1	6.8	0.0	0.0	0.0	0.1	0.9	3.3	0.0	0.0	0.3	0.0	23.9	0.0
		처리방법	매립	0.0	0.0	0.0	0.0	0.0	0.0	0.0	0.0	0.0	0.0	0.0	0.0	0.0	0.0	0.0	0.0	0.0	0.0	0.0
			소각	0.0	0.0	0.0	0.0	0.0	0.0	0.0	0.0	0.0	0.0	0.0	0.0	0.0	0.0	0.0	0.0	0.0	0.0	0.0
			재활용	333.9	241.1	55.1	1.9	0.4	0.1	6.8	0.0	0.0	0.0	0.1	0.9	3.3	0.0	0.0	0.3	0.0	23.9	0.0
	사상구	발생량		694.5	391.3	152.0	1.7	0.2	0.0	115.2	2.9	0.0	0.0	0.1	3.9	4.2	0.0	0.0	0.0	0.1	22.9	0.0
		처리방법	매립	101.8	0.0	0.0	0.0	0.0	0.0	101.8	0.0	0.0	0.0	0.0	0.0	0.0	0.0	0.0	0.0	0.0	0.0	0.0
			소각	0.1	0.0	0.0	0.0	0.0	0.0	0.0	0.0	0.0	0.0	0.0	0.0	0.1	0.0	0.0	0.0	0.0	0.0	0.0
			재활용	592.6	391.3	152.0	1.7	0.2	0.0	13.4	2.9	0.0	0.0	0.1	3.9	4.1	0.0	0.0	0.0	0.1	22.9	0.0
	기장군	발생량		586.8	322.0	121.6	19.0	0.1	0.0	8.6	0.0	0.0	0.0	0.0	2.0	8.9	0.0	0.0	0.3	0.0	104.3	0.0
		처리방법	매립	0.3	0.0	0.0	0.0	0.0	0.0	0.0	0.0	0.0	0.0	0.0	0.0	0.0	0.0	0.0	0.2	0.0	0.1	0.0
			소각	2.6	0.0	0.0	0.0	0.0	0.0	0.0	0.0	0.0	0.0	0.0	0.0	2.6	0.0	0.0	0.0	0.0	0.0	0.0
			재활용	583.9	322.0	121.6	19.0	0.1	0.0	8.6	0.0	0.0	0.0	0.0	2.0	6.3	0.0	0.0	0.1	0.0	104.2	0.0
대구	소계	발생량		5,907.5	4,158.0	674.3	214.7	150.5	1.4	93.8	1.6	0.0	3.2	8.5	40.4	50.3	0.0	0.0	28.4	0.0	481.9	0.5
		처리방법	매립	52.5	0.0	0.0	0.0	0.0	0.0	13.2	0.0	0.0	3.1	8.5	0.0	0.0	0.0	0.0	26.6	0.0	0.6	0.5
			소각	35.8	0.0	0.0	0.0	0.0	0.0	0.0	0.0	0.0	0.0	0.0	3.4	32.3	0.0	0.0	0.0	0.0	0.1	0.0
			재활용	5,819.2	4,158.0	674.3	214.7	150.5	1.4	80.6	1.6	0.0	0.1	0.0	37.0	18.0	0.0	0.0	1.8	0.0	481.2	0.0
	중구	발생량		267.3	180.2	52.2	4.2	0.2	0.0	0.5	0.0	0.0	0.0	1.2	0.8	1.8	0.0	0.0	1.3	0.0	24.9	0.0
		처리방법	매립	2.6	0.0	0.0	0.0	0.0	0.0	0.0	0.0	0.0	0.0	1.2	0.0	0.0	0.0	0.0	1.2	0.0	0.2	0.0
			소각	0.6	0.0	0.0	0.0	0.0	0.0	0.0	0.0	0.0	0.0	0.0	0.1	0.4	0.0	0.0	0.0	0.0	0.1	0.0
			재활용	264.1	180.2	52.2	4.2	0.2	0.0	0.5	0.0	0.0	0.0	0.0	0.7	1.4	0.0	0.0	0.1	0.0	24.6	0.0
	동구	발생량		1,056.8	726.9	106.8	17.1	5.6	0.9	10.9	1.6	0.0	0.2	0.3	5.4	7.1	0.0	0.0	8.8	0.0	165.2	0.0
		처리방법	매립	7.8	0.0	0.0	0.0	0.0	0.0	0.0	0.0	0.0	0.2	0.3	0.0	0.0	0.0	0.0	7.1	0.0	0.2	0.0
			소각	6.3	0.0	0.0	0.0	0.0	0.0	0.0	0.0	0.0	0.0	0.0	0.8	5.5	0.0	0.0	0.0	0.0	0.0	0.0
			재활용	1,042.7	726.9	106.8	17.1	5.6	0.9	10.9	1.6	0.0	0.0	0.0	4.6	1.6	0.0	0.0	1.7	0.0	165.0	0.0

(단위:톤/일)

구분		발생 및 처리방법		합계	불 연 성										가 연 성				가연성·불연성 혼합			기타
					건설폐재류						건설오니	폐금속류	폐유리	폐타일 및 폐도자기	폐목재	폐합성수지	폐섬유	폐벽지	폐보드류	폐판넬	혼합건설폐기물	
시도	시군구				폐콘크리트	폐아스팔트콘크리트	폐벽돌	폐블럭	폐기와	건설 폐토석												
대구	서구	발생량		330.5	237.3	24.1	1.4	1.4	0.1	0.5	0.0	0.0	0.0	0.1	0.3	0.5	0.0	0.0	0.3	0.0	64.5	0.0
		처리방법	매립	0.4	0.0	0.0	0.0	0.0	0.0	0.0	0.0	0.0	0.0	0.1	0.0	0.0	0.0	0.0	0.3	0.0	0.0	0.0
			소각	0.4	0.0	0.0	0.0	0.0	0.0	0.0	0.0	0.0	0.0	0.0	0.0	0.4	0.0	0.0	0.0	0.0	0.0	0.0
			재활용	329.7	237.3	24.1	1.4	1.4	0.1	0.5	0.0	0.0	0.0	0.0	0.3	0.1	0.0	0.0	0.0	0.0	64.5	0.0
	남구	발생량		253.8	189.7	43.5	2.5	0.1	0.0	0.2	0.0	0.0	0.0	0.1	0.1	2.0	0.0	0.0	1.0	0.0	14.6	0.0
		처리방법	매립	1.1	0.0	0.0	0.0	0.0	0.0	0.0	0.0	0.0	0.0	0.1	0.0	0.0	0.0	0.0	1.0	0.0	0.0	0.0
			소각	1.1	0.0	0.0	0.0	0.0	0.0	0.0	0.0	0.0	0.0	0.0	0.0	1.1	0.0	0.0	0.0	0.0	0.0	0.0
			재활용	251.6	189.7	43.5	2.5	0.1	0.0	0.2	0.0	0.0	0.0	0.0	0.1	0.9	0.0	0.0	0.0	0.0	14.6	0.0
	북구	발생량		1,181.5	725.0	84.2	131.5	135.1	0.3	52.3	0.0	0.0	0.6	3.2	4.6	16.4	0.0	0.0	4.8	0.0	23.3	0.2
		처리방법	매립	9.6	0.0	0.0	0.0	0.0	0.0	0.8	0.0	0.0	0.6	3.2	0.0	0.0	0.0	0.0	4.8	0.0	0.0	0.2
			소각	15.2	0.0	0.0	0.0	0.0	0.0	0.0	0.0	0.0	0.0	0.0	1.0	14.2	0.0	0.0	0.0	0.0	0.0	0.0
			재활용	1,156.7	725.0	84.2	131.5	135.1	0.3	51.5	0.0	0.0	0.0	0.0	3.6	2.2	0.0	0.0	0.0	0.0	23.3	0.0
	수성구	발생량		823.8	697.4	57.3	15.8	2.7	0.0	4.1	0.0	0.0	2.2	2.9	2.5	6.9	0.0	0.0	4.1	0.0	27.8	0.1
		처리방법	매립	9.3	0.0	0.0	0.0	0.0	0.0	0.0	0.0	0.0	2.2	2.9	0.0	0.0	0.0	0.0	4.1	0.0	0.0	0.1
			소각	3.3	0.0	0.0	0.0	0.0	0.0	0.0	0.0	0.0	0.0	0.0	0.2	3.1	0.0	0.0	0.0	0.0	0.0	0.0
			재활용	811.2	697.4	57.3	15.8	2.7	0.0	4.1	0.0	0.0	0.0	0.0	2.3	3.8	0.0	0.0	0.0	0.0	27.8	0.0
	달서구	발생량		936.3	700.5	103.6	37.5	1.5	0.0	2.3	0.0	0.0	0.2	0.6	24.1	4.4	0.0	0.0	1.7	0.0	59.8	0.1
		처리방법	매립	2.8	0.0	0.0	0.0	0.0	0.0	0.1	0.0	0.0	0.1	0.6	0.0	0.0	0.0	0.0	1.7	0.0	0.2	0.1
			소각	3.3	0.0	0.0	0.0	0.0	0.0	0.0	0.0	0.0	0.0	0.0	0.5	2.8	0.0	0.0	0.0	0.0	0.0	0.0
			재활용	930.2	700.5	103.6	37.5	1.5	0.0	2.2	0.0	0.0	0.1	0.0	23.6	1.6	0.0	0.0	0.0	0.0	59.6	0.0
	달성군	발생량		1,057.5	701.0	202.6	4.7	3.9	0.1	23.0	0.0	0.0	0.0	0.1	2.6	11.2	0.0	0.0	6.4	0.0	101.8	0.1
		처리방법	매립	18.9	0.0	0.0	0.0	0.0	0.0	12.3	0.0	0.0	0.0	0.1	0.0	0.0	0.0	0.0	6.4	0.0	0.0	0.1
			소각	5.6	0.0	0.0	0.0	0.0	0.0	0.0	0.0	0.0	0.0	0.0	0.8	4.8	0.0	0.0	0.0	0.0	0.0	0.0
			재활용	1,033.0	701.0	202.6	4.7	3.9	0.1	10.7	0.0	0.0	0.0	0.0	1.8	6.4	0.0	0.0	0.0	0.0	101.8	0.0
인천	소계	발생량		8,906.5	4,555.8	1,530.1	117.3	30.5	0.0	293.8	120.9	0.0	0.0	0.5	29.4	43.9	0.2	0.0	10.8	0.0	2,173.1	0.2
		처리방법	매립	263.3	0.1	0.0	0.0	0.0	0.0	58.5	0.0	0.0	0.0	0.0	0.0	0.0	0.1	0.0	0.6	0.0	203.8	0.2
			소각	58.3	0.0	0.0	0.0	0.0	0.0	0.0	0.0	0.0	0.0	0.0	3.7	43.6	0.1	0.0	0.0	0.0	10.9	0.0
			재활용	8,584.9	4,555.7	1,530.1	117.3	30.5	0.0	235.3	120.9	0.0	0.0	0.5	25.7	0.3	0.0	0.0	10.2	0.0	1,958.4	0.0
	중구	발생량		798.3	268.3	223.8	46.7	1.2	0.0	28.2	56.0	0.0	0.0	0.2	1.0	3.0	0.0	0.0	1.1	0.0	168.8	0.0
		처리방법	매립	18.5	0.0	0.0	0.0	0.0	0.0	0.0	0.0	0.0	0.0	0.0	0.0	0.0	0.0	0.0	0.0	0.0	18.5	0.0
			소각	3.3	0.0	0.0	0.0	0.0	0.0	0.0	0.0	0.0	0.0	0.0	0.3	3.0	0.0	0.0	0.0	0.0	0.0	0.0
			재활용	776.5	268.3	223.8	46.7	1.2	0.0	28.2	56.0	0.0	0.0	0.2	0.7	0.0	0.0	0.0	1.1	0.0	150.3	0.0
	동구	발생량		205.9	95.5	45.3	5.0	0.0	0.0	31.7	0.0	0.0	0.0	0.0	0.4	0.7	0.1	0.0	0.0	0.0	27.2	0.0
		처리방법	매립	4.0	0.0	0.0	0.0	0.0	0.0	0.0	0.0	0.0	0.0	0.0	0.0	0.0	0.1	0.0	0.0	0.0	3.9	0.0
			소각	1.1	0.0	0.0	0.0	0.0	0.0	0.0	0.0	0.0	0.0	0.0	0.4	0.7	0.0	0.0	0.0	0.0	0.0	0.0
			재활용	200.8	95.5	45.3	5.0	0.0	0.0	31.7	0.0	0.0	0.0	0.0	0.0	0.0	0.0	0.0	0.0	0.0	23.3	0.0
	남구	발생량		1,313.0	1,032.8	162.4	6.6	23.2	0.0	7.4	0.0	0.0	0.0	0.0	3.2	0.6	0.0	0.0	0.0	0.0	76.8	0.0
		처리방법	매립	16.1	0.0	0.0	0.0	0.0	0.0	0.0	0.0	0.0	0.0	0.0	0.0	0.0	0.0	0.0	0.0	0.0	16.1	0.0
			소각	14.2	0.0	0.0	0.0	0.0	0.0	0.0	0.0	0.0	0.0	0.0	2.8	0.5	0.0	0.0	0.0	0.0	10.9	0.0
			재활용	1,282.7	1,032.8	162.4	6.6	23.2	0.0	7.4	0.0	0.0	0.0	0.0	0.4	0.1	0.0	0.0	0.0	0.0	49.8	0.0
	연수구	발생량		702.3	368.3	86.7	2.0	1.0	0.0	39.5	56.2	0.0	0.0	0.0	6.9	9.5	0.1	0.0	8.8	0.0	123.3	0.0
		처리방법	매립	28.5	0.0	0.0	0.0	0.0	0.0	0.0	0.0	0.0	0.0	0.0	0.0	0.0	0.0	0.0	0.0	0.0	28.5	0.0
			소각	9.6	0.0	0.0	0.0	0.0	0.0	0.0	0.0	0.0	0.0	0.0	0.1	9.4	0.1	0.0	0.0	0.0	0.0	0.0
			재활용	664.2	368.3	86.7	2.0	1.0	0.0	39.5	56.2	0.0	0.0	0.0	6.8	0.1	0.0	0.0	8.8	0.0	94.8	0.0
	남동구	발생량		986.2	559.1	215.5	4.6	0.6	0.0	3.3	6.4	0.0	0.0	0.1	3.9	10.0	0.0	0.0	0.2	0.0	182.5	0.0
		처리방법	매립	55.8	0.0	0.0	0.0	0.0	0.0	0.0	0.0	0.0	0.0	0.0	0.0	0.0	0.0	0.0	0.2	0.0	55.6	0.0
			소각	10.0	0.0	0.0	0.0	0.0	0.0	0.0	0.0	0.0	0.0	0.0	0.1	9.9	0.0	0.0	0.0	0.0	0.0	0.0
			재활용	920.4	559.1	215.5	4.6	0.6	0.0	3.3	6.4	0.0	0.0	0.1	3.8	0.1	0.0	0.0	0.0	0.0	126.9	0.0

(단위:톤/일)

구분		발생 및 처리방법		합계	불 연 성										가 연 성				가연성 · 불연성 혼합			기타
					건설폐재류						건설오니	폐금속류	폐유리	폐타일 및 폐도자기	폐목재	폐합성수지	폐섬유	폐벽지	폐보드류	폐판넬	혼합건설폐기물	
시도	시군구				폐콘크리트	폐아스팔트콘크리트	폐벽돌	폐블럭	폐기와	건설 폐토석												
인천	부평구	발생량		804.0	484.3	151.8	7.7	3.6	0.0	68.5	0.0	0.0	0.0	0.0	1.8	1.1	0.0	0.0	0.0	0.0	85.2	0.0
		처리방법	매립	32.0	0.0	0.0	0.0	0.0	0.0	0.0	0.0	0.0	0.0	0.0	0.0	0.0	0.0	0.0	0.0	0.0	32.0	0.0
			소각	1.1	0.0	0.0	0.0	0.0	0.0	0.0	0.0	0.0	0.0	0.0	0.0	1.1	0.0	0.0	0.0	0.0	0.0	0.0
			재활용	770.9	484.3	151.8	7.7	3.6	0.0	68.5	0.0	0.0	0.0	0.0	1.8	0.0	0.0	0.0	0.0	0.0	53.2	0.0
	계양구	발생량		313.8	171.1	100.6	2.3	0.9	0.0	1.1	0.0	0.0	0.0	0.0	0.1	0.6	0.0	0.0	0.0	0.0	37.1	0.0
		처리방법	매립	17.6	0.0	0.0	0.0	0.0	0.0	0.0	0.0	0.0	0.0	0.0	0.0	0.0	0.0	0.0	0.0	0.0	17.6	0.0
			소각	0.6	0.0	0.0	0.0	0.0	0.0	0.0	0.0	0.0	0.0	0.0	0.0	0.6	0.0	0.0	0.0	0.0	0.0	0.0
			재활용	295.6	171.1	100.6	2.3	0.9	0.0	1.1	0.0	0.0	0.0	0.0	0.1	0.0	0.0	0.0	0.0	0.0	19.5	0.0
	서구	발생량		3,015.2	1,014.9	466.1	0.8	0.0	0.0	114.0	2.2	0.0	0.0	0.1	5.6	15.5	0.0	0.0	0.3	0.0	1,395.7	0.0
		처리방법	매립	88.4	0.0	0.0	0.0	0.0	0.0	58.5	0.0	0.0	0.0	0.0	0.0	0.0	0.0	0.0	0.0	0.0	29.9	0.0
			소각	15.5	0.0	0.0	0.0	0.0	0.0	0.0	0.0	0.0	0.0	0.0	0.0	15.5	0.0	0.0	0.0	0.0	0.0	0.0
			재활용	2,911.3	1,014.9	466.1	0.8	0.0	0.0	55.5	2.2	0.0	0.0	0.1	5.6	0.0	0.0	0.0	0.3	0.0	1,365.8	0.0
	강화군	발생량		486.4	369.8	64.2	15.1	0.0	0.0	0.0	0.0	0.0	0.0	0.0	0.2	1.2	0.0	0.0	0.0	0.0	35.9	0.0
		처리방법	매립	1.7	0.0	0.0	0.0	0.0	0.0	0.0	0.0	0.0	0.0	0.0	0.0	0.0	0.0	0.0	0.0	0.0	1.7	0.0
			소각	1.2	0.0	0.0	0.0	0.0	0.0	0.0	0.0	0.0	0.0	0.0	0.0	1.2	0.0	0.0	0.0	0.0	0.0	0.0
			재활용	483.5	369.8	64.2	15.1	0.0	0.0	0.0	0.0	0.0	0.0	0.0	0.2	0.0	0.0	0.0	0.0	0.0	34.2	0.0
	옹진군	발생량		281.4	191.7	13.7	26.5	0.0	0.0	0.1	0.1	0.0	0.0	0.1	6.3	1.7	0.0	0.0	0.4	0.0	40.6	0.2
		처리방법	매립	0.7	0.1	0.0	0.0	0.0	0.0	0.0	0.0	0.0	0.0	0.0	0.0	0.0	0.0	0.0	0.4	0.0	0.0	0.2
			소각	1.7	0.0	0.0	0.0	0.0	0.0	0.0	0.0	0.0	0.0	0.0	0.0	1.7	0.0	0.0	0.0	0.0	0.0	0.0
			재활용	279.0	191.6	13.7	26.5	0.0	0.0	0.1	0.1	0.0	0.0	0.1	6.3	0.0	0.0	0.0	0.0	0.0	40.6	0.0
광주	소계	발생량		3,530.9	2,215.3	607.5	61.2	61.9	0.0	43.5	0.4	0.0	0.2	4.6	9.7	20.2	0.6	0.0	16.3	0.1	489.4	0.0
		처리방법	매립	16.6	0.0	0.0	0.0	0.0	0.0	0.0	0.0	0.0	0.1	0.0	0.0	0.0	0.5	0.0	15.2	0.0	0.8	0.0
			소각	22.6	0.0	0.0	0.0	0.0	0.0	0.0	0.0	0.0	0.0	0.0	2.6	19.7	0.1	0.0	0.0	0.0	0.2	0.0
			재활용	3,491.7	2,215.3	607.5	61.2	61.9	0.0	43.5	0.4	0.0	0.1	4.6	7.1	0.5	0.0	0.0	1.1	0.1	488.4	0.0
	동구	발생량		397.4	194.0	45.5	13.9	41.9	0.0	10.2	0.1	0.0	0.0	0.2	1.8	1.7	0.0	0.0	0.5	0.0	87.6	0.0
		처리방법	매립	0.5	0.0	0.0	0.0	0.0	0.0	0.0	0.0	0.0	0.0	0.0	0.0	0.0	0.0	0.0	0.0	0.0	0.5	0.0
			소각	3.2	0.0	0.0	0.0	0.0	0.0	0.0	0.0	0.0	0.0	0.0	1.5	1.7	0.0	0.0	0.0	0.0	0.0	0.0
			재활용	393.7	194.0	45.5	13.9	41.9	0.0	10.2	0.1	0.0	0.0	0.2	0.3	0.0	0.0	0.0	0.5	0.0	87.1	0.0
	서구	발생량		753.1	546.7	77.5	16.1	0.8	0.0	11.4	0.0	0.0	0.0	0.1	2.5	12.8	0.2	0.0	14.9	0.0	70.1	0.0
		처리방법	매립	14.9	0.0	0.0	0.0	0.0	0.0	0.0	0.0	0.0	0.0	0.0	0.0	0.0	0.1	0.0	14.8	0.0	0.0	0.0
			소각	12.6	0.0	0.0	0.0	0.0	0.0	0.0	0.0	0.0	0.0	0.0	0.0	12.5	0.1	0.0	0.0	0.0	0.0	0.0
			재활용	725.6	546.7	77.5	16.1	0.8	0.0	11.4	0.0	0.0	0.0	0.1	2.5	0.3	0.0	0.0	0.1	0.0	70.1	0.0
	남구	발생량		825.5	444.1	242.9	10.0	3.8	0.0	6.3	0.0	0.0	0.1	4.3	1.2	0.8	0.0	0.0	0.5	0.0	111.5	0.0
		처리방법	매립	0.4	0.0	0.0	0.0	0.0	0.0	0.0	0.0	0.0	0.1	0.0	0.0	0.0	0.0	0.0	0.3	0.0	0.0	0.0
			소각	0.9	0.0	0.0	0.0	0.0	0.0	0.0	0.0	0.0	0.0	0.0	0.1	0.8	0.0	0.0	0.0	0.0	0.0	0.0
			재활용	824.2	444.1	242.9	10.0	3.8	0.0	6.3	0.0	0.0	0.0	4.3	1.1	0.0	0.0	0.0	0.2	0.0	111.5	0.0
	북구	발생량		617.6	434.8	88.2	8.3	3.9	0.0	13.3	0.3	0.0	0.0	0.0	1.6	1.3	0.0	0.0	0.3	0.0	65.6	0.0
		처리방법	매립	0.0	0.0	0.0	0.0	0.0	0.0	0.0	0.0	0.0	0.0	0.0	0.0	0.0	0.0	0.0	0.0	0.0	0.0	0.0
			소각	1.7	0.0	0.0	0.0	0.0	0.0	0.0	0.0	0.0	0.0	0.0	0.3	1.3	0.0	0.0	0.0	0.0	0.1	0.0
			재활용	615.9	434.8	88.2	8.3	3.9	0.0	13.3	0.3	0.0	0.0	0.0	1.3	0.0	0.0	0.0	0.3	0.0	65.5	0.0
	광산구	발생량		937.3	595.7	153.4	12.9	11.5	0.0	2.3	0.0	0.0	0.1	0.0	2.6	3.6	0.4	0.0	0.1	0.1	154.6	0.0
		처리방법	매립	0.8	0.0	0.0	0.0	0.0	0.0	0.0	0.0	0.0	0.0	0.0	0.0	0.0	0.4	0.0	0.1	0.0	0.3	0.0
			소각	4.2	0.0	0.0	0.0	0.0	0.0	0.0	0.0	0.0	0.0	0.0	0.7	3.4	0.0	0.0	0.0	0.0	0.1	0.0
			재활용	932.3	595.7	153.4	12.9	11.5	0.0	2.3	0.0	0.0	0.1	0.0	1.9	0.2	0.0	0.0	0.0	0.1	154.2	0.0
대전	소계	발생량		3,424.3	2,005.6	813.3	108.6	65.8	0.9	38.3	4.9	0.0	0.0	0.3	18.5	26.6	0.4	0.2	2.9	0.0	338.0	0.0
		처리방법	매립	120.5	0.2	0.0	0.0	0.0	0.0	0.0	0.0	0.0	0.0	0.0	0.0	0.0	0.0	0.0	0.8	0.0	119.5	0.0
			소각	24.3	0.0	0.0	0.0	0.0	0.0	0.0	0.0	0.0	0.0	0.0	2.8	20.8	0.3	0.2	0.0	0.0	0.2	0.0
			재활용	3,279.5	2,005.4	813.3	108.6	65.8	0.9	38.3	4.9	0.0	0.0	0.3	15.7	5.8	0.1	0.0	2.1	0.0	218.3	0.0

(단위:톤/일)

구분		발생 및 처리방법		합계	불 연 성										가 연 성				가연성·불연성 혼합			기타
					건설폐재류						건설오니	폐금속류	폐유리	폐타일 및 폐도자기	폐목재	폐합성수지	폐섬유	폐벽지	폐보드류	폐판넬	혼합건설폐기물	
시도	시군구				폐콘크리트	폐아스팔트콘크리트	폐벽돌	폐블럭	폐기와	건설 폐토석												
대전	동구	발생량		913.5	555.5	231.8	18.0	28.9	0.0	2.8	2.0	0.0	0.0	0.1	2.9	1.8	0.2	0.2	0.2	0.0	69.1	0.0
		처리방법	매립	36.1	0.2	0.0	0.0	0.0	0.0	0.0	0.0	0.0	0.0	0.0	0.0	0.0	0.0	0.0	0.1	0.0	35.8	0.0
			소각	2.9	0.0	0.0	0.0	0.0	0.0	0.0	0.0	0.0	0.0	0.0	1.0	1.5	0.2	0.2	0.0	0.0	0.0	0.0
			재활용	874.5	555.3	231.8	18.0	28.9	0.0	2.8	2.0	0.0	0.0	0.1	1.9	0.3	0.0	0.0	0.1	0.0	33.3	0.0
	중구	발생량		590.6	322.4	167.9	36.2	6.4	0.0	7.3	0.5	0.0	0.0	0.0	3.0	3.6	0.0	0.0	0.1	0.0	43.2	0.0
		처리방법	매립	16.5	0.0	0.0	0.0	0.0	0.0	0.0	0.0	0.0	0.0	0.0	0.0	0.0	0.0	0.0	0.0	0.0	16.5	0.0
			소각	1.4	0.0	0.0	0.0	0.0	0.0	0.0	0.0	0.0	0.0	0.0	0.3	1.1	0.0	0.0	0.0	0.0	0.0	0.0
			재활용	572.7	322.4	167.9	36.2	6.4	0.0	7.3	0.5	0.0	0.0	0.0	2.7	2.5	0.0	0.0	0.1	0.0	26.7	0.0
	서구	발생량		603.6	320.2	147.4	23.7	14.9	0.0	9.3	0.5	0.0	0.0	0.1	4.4	4.1	0.0	0.0	1.4	0.0	77.6	0.0
		처리방법	매립	28.1	0.0	0.0	0.0	0.0	0.0	0.0	0.0	0.0	0.0	0.0	0.0	0.0	0.0	0.0	0.6	0.0	27.5	0.0
			소각	3.4	0.0	0.0	0.0	0.0	0.0	0.0	0.0	0.0	0.0	0.0	0.3	3.1	0.0	0.0	0.0	0.0	0.0	0.0
			재활용	572.1	320.2	147.4	23.7	14.9	0.0	9.3	0.5	0.0	0.0	0.1	4.1	1.0	0.0	0.0	0.8	0.0	50.1	0.0
	유성구	발생량		795.9	486.9	134.1	24.3	9.3	0.9	16.3	1.9	0.0	0.0	0.1	6.8	4.3	0.2	0.0	1.2	0.0	109.6	0.0
		처리방법	매립	22.1	0.0	0.0	0.0	0.0	0.0	0.0	0.0	0.0	0.0	0.0	0.0	0.0	0.0	0.0	0.1	0.0	22.0	0.0
			소각	4.0	0.0	0.0	0.0	0.0	0.0	0.0	0.0	0.0	0.0	0.0	1.0	2.7	0.1	0.0	0.0	0.0	0.2	0.0
			재활용	769.8	486.9	134.1	24.3	9.3	0.9	16.3	1.9	0.0	0.0	0.1	5.8	1.6	0.1	0.0	1.1	0.0	87.4	0.0
	대덕구	발생량		520.7	320.6	132.1	6.4	6.3	0.0	2.6	0.0	0.0	0.0	0.0	1.4	12.8	0.0	0.0	0.0	0.0	38.5	0.0
		처리방법	매립	17.7	0.0	0.0	0.0	0.0	0.0	0.0	0.0	0.0	0.0	0.0	0.0	0.0	0.0	0.0	0.0	0.0	17.7	0.0
			소각	12.6	0.0	0.0	0.0	0.0	0.0	0.0	0.0	0.0	0.0	0.0	0.2	12.4	0.0	0.0	0.0	0.0	0.0	0.0
			재활용	490.4	320.6	132.1	6.4	6.3	0.0	2.6	0.0	0.0	0.0	0.0	1.2	0.4	0.0	0.0	0.0	0.0	20.8	0.0
울산	소계	발생량		5,002.4	3,212.3	1,032.5	44.2	27.9	0.0	425.8	20.3	0.0	0.0	0.9	15.1	66.9	0.5	0.9	4.6	0.0	149.6	0.9
		처리방법	매립	278.6	0.0	0.0	0.0	0.0	0.0	243.6	10.6	0.0	0.0	0.9	0.0	0.0	0.2	0.0	2.2	0.0	20.2	0.9
			소각	24.0	0.0	0.0	0.0	0.0	0.0	0.0	0.0	0.0	0.0	0.0	0.4	22.1	0.3	0.0	0.1	0.0	1.1	0.0
			재활용	4,699.8	3,212.3	1,032.5	44.2	27.9	0.0	182.2	9.7	0.0	0.0	0.0	14.7	44.8	0.0	0.9	2.3	0.0	128.3	0.0
	중구	발생량		708.0	270.6	114.3	3.6	3.3	0.0	282.8	2.9	0.0	0.0	0.1	2.3	5.7	0.1	0.0	0.3	0.0	22.0	0.0
		처리방법	매립	242.6	0.0	0.0	0.0	0.0	0.0	239.1	2.8	0.0	0.0	0.1	0.0	0.0	0.0	0.0	0.1	0.0	0.5	0.0
			소각	3.0	0.0	0.0	0.0	0.0	0.0	0.0	0.0	0.0	0.0	0.0	0.0	2.9	0.1	0.0	0.0	0.0	0.0	0.0
			재활용	462.4	270.6	114.3	3.6	3.3	0.0	43.7	0.1	0.0	0.0	0.0	2.3	2.8	0.0	0.0	0.2	0.0	21.5	0.0
	남구	발생량		1,462.2	946.1	364.7	17.2	6.1	0.0	15.7	15.4	0.0	0.0	0.0	9.7	40.9	0.3	0.0	1.3	0.0	44.3	0.5
		처리방법	매립	24.0	0.0	0.0	0.0	0.0	0.0	2.0	6.0	0.0	0.0	0.0	0.0	0.0	0.1	0.0	1.0	0.0	14.4	0.5
			소각	7.6	0.0	0.0	0.0	0.0	0.0	0.0	0.0	0.0	0.0	0.0	0.2	7.1	0.2	0.0	0.0	0.0	0.1	0.0
			재활용	1,430.6	946.1	364.7	17.2	6.1	0.0	13.7	9.4	0.0	0.0	0.0	9.5	33.8	0.0	0.0	0.3	0.0	29.8	0.0
	동구	발생량		863.0	748.7	70.7	3.1	4.8	0.0	0.1	0.4	0.0	0.0	0.8	1.2	3.8	0.0	0.9	0.2	0.0	28.3	0.0
		처리방법	매립	4.6	0.0	0.0	0.0	0.0	0.0	0.1	0.2	0.0	0.0	0.8	0.0	0.0	0.0	0.0	0.1	0.0	3.4	0.0
			소각	2.2	0.0	0.0	0.0	0.0	0.0	0.0	0.0	0.0	0.0	0.0	0.0	2.1	0.0	0.0	0.1	0.0	0.0	0.0
			재활용	856.2	748.7	70.7	3.1	4.8	0.0	0.0	0.2	0.0	0.0	0.0	1.2	1.7	0.0	0.9	0.0	0.0	24.9	0.0
	북구	발생량		604.2	346.9	99.6	0.2	9.8	0.0	123.5	0.3	0.0	0.0	0.0	0.6	3.4	0.0	0.0	0.8	0.0	19.1	0.0
		처리방법	매립	2.4	0.0	0.0	0.0	0.0	0.0	1.5	0.3	0.0	0.0	0.0	0.0	0.0	0.0	0.0	0.6	0.0	0.0	0.0
			소각	1.4	0.0	0.0	0.0	0.0	0.0	0.0	0.0	0.0	0.0	0.0	0.1	1.3	0.0	0.0	0.0	0.0	0.0	0.0
			재활용	600.4	346.9	99.6	0.2	9.8	0.0	122.0	0.0	0.0	0.0	0.0	0.5	2.1	0.0	0.0	0.2	0.0	19.1	0.0
	울주군	발생량		1,365.0	900.0	383.2	20.1	3.9	0.0	3.7	1.3	0.0	0.0	0.0	1.3	13.1	0.1	0.0	2.0	0.0	35.9	0.4
		처리방법	매립	5.0	0.0	0.0	0.0	0.0	0.0	0.9	1.3	0.0	0.0	0.0	0.0	0.0	0.1	0.0	0.4	0.0	1.9	0.4
			소각	9.8	0.0	0.0	0.0	0.0	0.0	0.0	0.0	0.0	0.0	0.0	0.1	8.7	0.0	0.0	0.0	0.0	1.0	0.0
			재활용	1,350.2	900.0	383.2	20.1	3.9	0.0	2.8	0.0	0.0	0.0	0.0	1.2	4.4	0.0	0.0	1.6	0.0	33.0	0.0
세종	소계	발생량		2,397.5	1,450.0	400.9	2.1	0.1	0.0	13.1	2.6	0.0	0.0	0.1	40.9	38.5	0.3	0.0	2.7	0.2	445.7	0.3
		처리방법	매립	1.5	0.0	0.0	0.0	0.0	0.0	0.0	0.0	0.0	0.0	0.0	0.0	0.0	0.1	0.0	1.1	0.0	0.0	0.3
			소각	34.2	0.0	0.0	0.0	0.0	0.0	0.0	0.0	0.0	0.0	0.0	0.4	33.6	0.2	0.0	0.0	0.0	0.0	0.0
			재활용	2,361.8	1,450.0	400.9	2.1	0.1	0.0	13.1	2.6	0.0	0.0	0.1	40.5	4.9	0.0	0.0	1.6	0.2	445.7	0.0

(단위:톤/일)

구분		발생 및 처리방법		합계	불 연 성										가 연 성				가연성 · 불연성 혼합			기타
					건설폐재류						건설오니	폐금속류	폐유리	폐타일 및 폐도자기	폐목재	폐합성수지	폐섬유	폐벽지	폐보드류	폐판넬	혼합건설폐기물	
시도	시군구				폐콘크리트	폐아스팔트콘크리트	폐벽돌	폐블럭	폐기와	건설 폐토석												
세종	세종	발생량		2,397.5	1,450.0	400.9	2.1	0.1	0.0	13.1	2.6	0.0	0.0	0.1	40.9	38.5	0.3	0.0	2.7	0.2	445.7	0.3
		처리방법	매립	1.5	0.0	0.0	0.0	0.0	0.0	0.0	0.0	0.0	0.0	0.0	0.0	0.0	0.1	0.0	1.1	0.0	0.0	0.3
			소각	34.2	0.0	0.0	0.0	0.0	0.0	0.0	0.0	0.0	0.0	0.0	0.4	33.6	0.2	0.0	0.0	0.0	0.0	0.0
			재활용	2,361.8	1,450.0	400.9	2.1	0.1	0.0	13.1	2.6	0.0	0.0	0.1	40.5	4.9	0.0	0.0	1.6	0.2	445.7	0.0
경기	소계	발생량		41,796.2	21,712.3	8,314.8	491.1	161.9	1.1	995.8	184.8	0.0	0.3	5.0	171.1	406.4	3.1	0.1	13.8	1.0	9,328.3	5.3
		처리방법	매립	724.5	0.2	0.0	0.0	0.0	0.0	0.1	54.9	0.0	0.2	2.3	0.0	0.0	0.4	0.0	3.0	0.0	663.3	0.1
			소각	359.6	0.0	0.0	0.0	0.0	0.0	0.0	0.0	0.0	0.0	0.0	35.7	317.2	1.7	0.1	0.0	0.0	4.4	0.5
			재활용	40,712.1	21,712.1	8,314.8	491.1	161.9	1.1	995.7	129.9	0.0	0.1	2.7	135.4	89.2	1.0	0.0	10.8	1.0	8,660.6	4.7
	수원시	발생량		3,397.3	1,485.0	715.5	4.6	0.0	0.0	249.6	5.7	0.0	0.0	0.0	25.9	22.4	0.3	0.1	3.6	0.0	884.6	0.0
		처리방법	매립	27.4	0.1	0.0	0.0	0.0	0.0	0.0	0.0	0.0	0.0	0.0	0.0	0.0	0.0	0.0	0.0	0.0	27.3	0.0
			소각	17.5	0.0	0.0	0.0	0.0	0.0	0.0	0.0	0.0	0.0	0.0	0.4	16.7	0.3	0.1	0.0	0.0	0.0	0.0
			재활용	3,352.4	1,484.9	715.5	4.6	0.0	0.0	249.6	5.7	0.0	0.0	0.0	25.5	5.7	0.0	0.0	3.6	0.0	857.3	0.0
	성남시	발생량		2,173.2	942.2	281.7	229.3	1.3	0.0	19.9	5.3	0.0	0.0	0.1	7.9	57.8	0.3	0.0	0.7	0.0	626.0	0.7
		처리방법	매립	17.5	0.0	0.0	0.0	0.0	0.0	0.0	0.0	0.0	0.0	0.0	0.0	0.0	0.0	0.0	0.2	0.0	17.3	0.0
			소각	59.9	0.0	0.0	0.0	0.0	0.0	0.0	0.0	0.0	0.0	0.0	0.1	57.0	0.3	0.0	0.0	0.0	2.4	0.1
			재활용	2,095.8	942.2	281.7	229.3	1.3	0.0	19.9	5.3	0.0	0.0	0.1	7.8	0.8	0.0	0.0	0.5	0.0	606.3	0.6
	의정부시	발생량		548.8	340.2	122.0	28.3	1.6	0.0	0.8	1.2	0.0	0.0	0.7	0.4	1.5	0.0	0.0	0.0	0.0	52.1	0.0
		처리방법	매립	2.8	0.0	0.0	0.0	0.0	0.0	0.1	0.0	0.0	0.0	0.0	0.0	0.0	0.0	0.0	0.0	0.0	2.7	0.0
			소각	1.6	0.0	0.0	0.0	0.0	0.0	0.0	0.0	0.0	0.0	0.0	0.1	1.5	0.0	0.0	0.0	0.0	0.0	0.0
			재활용	544.4	340.2	122.0	28.3	1.6	0.0	0.7	1.2	0.0	0.0	0.7	0.3	0.0	0.0	0.0	0.0	0.0	49.4	0.0
	안양시	발생량		1,455.3	594.7	121.9	5.6	7.6	0.0	4.7	4.3	0.0	0.0	0.0	2.7	4.0	0.1	0.0	0.0	0.0	709.6	0.1
		처리방법	매립	11.4	0.0	0.0	0.0	0.0	0.0	0.0	0.0	0.0	0.0	0.0	0.0	0.0	0.1	0.0	0.0	0.0	11.3	0.0
			소각	4.0	0.0	0.0	0.0	0.0	0.0	0.0	0.0	0.0	0.0	0.0	0.0	3.9	0.0	0.0	0.0	0.0	0.0	0.1
			재활용	1,439.9	594.7	121.9	5.6	7.6	0.0	4.7	4.3	0.0	0.0	0.0	2.7	0.1	0.0	0.0	0.0	0.0	698.3	0.0
	부천시	발생량		970.8	575.3	187.3	0.8	0.0	0.0	4.3	0.0	0.0	0.0	0.0	2.8	5.9	0.0	0.0	0.0	0.0	194.4	0.0
		처리방법	매립	22.1	0.0	0.0	0.0	0.0	0.0	0.0	0.0	0.0	0.0	0.0	0.0	0.0	0.0	0.0	0.0	0.0	22.1	0.0
			소각	7.8	0.0	0.0	0.0	0.0	0.0	0.0	0.0	0.0	0.0	0.0	1.9	5.9	0.0	0.0	0.0	0.0	0.0	0.0
			재활용	940.9	575.3	187.3	0.8	0.0	0.0	4.3	0.0	0.0	0.0	0.0	0.9	0.0	0.0	0.0	0.0	0.0	172.3	0.0
	광명시	발생량		293.0	179.5	85.5	4.1	0.0	0.0	3.3	0.3	0.0	0.0	0.0	0.1	1.6	0.0	0.0	0.0	0.0	18.3	0.3
		처리방법	매립	0.9	0.0	0.0	0.0	0.0	0.0	0.0	0.0	0.0	0.0	0.0	0.0	0.0	0.0	0.0	0.0	0.0	0.9	0.0
			소각	1.6	0.0	0.0	0.0	0.0	0.0	0.0	0.0	0.0	0.0	0.0	0.0	1.6	0.0	0.0	0.0	0.0	0.0	0.0
			재활용	290.5	179.5	85.5	4.1	0.0	0.0	3.3	0.3	0.0	0.0	0.0	0.1	0.0	0.0	0.0	0.0	0.0	17.4	0.3
	평택시	발생량		3,033.9	1,636.7	613.1	4.3	9.4	0.3	114.6	69.9	0.0	0.0	0.1	5.7	19.9	0.4	0.0	0.7	0.0	558.8	0.0
		처리방법	매립	59.2	0.0	0.0	0.0	0.0	0.0	0.0	54.7	0.0	0.0	0.0	0.0	0.0	0.0	0.0	0.0	0.0	4.5	0.0
			소각	12.7	0.0	0.0	0.0	0.0	0.0	0.0	0.0	0.0	0.0	0.0	0.6	12.1	0.0	0.0	0.0	0.0	0.0	0.0
			재활용	2,962.0	1,636.7	613.1	4.3	9.4	0.3	114.6	15.2	0.0	0.0	0.1	5.1	7.8	0.4	0.0	0.7	0.0	554.3	0.0
	동두천시	발생량		409.3	169.9	199.0	1.8	1.2	0.0	3.2	0.4	0.0	0.0	0.0	1.1	1.2	0.0	0.0	0.0	0.0	31.5	0.0
		처리방법	매립	0.0	0.0	0.0	0.0	0.0	0.0	0.0	0.0	0.0	0.0	0.0	0.0	0.0	0.0	0.0	0.0	0.0	0.0	0.0
			소각	2.3	0.0	0.0	0.0	0.0	0.0	0.0	0.0	0.0	0.0	0.0	1.1	1.2	0.0	0.0	0.0	0.0	0.0	0.0
			재활용	407.0	169.9	199.0	1.8	1.2	0.0	3.2	0.4	0.0	0.0	0.0	0.0	0.0	0.0	0.0	0.0	0.0	31.5	0.0
	안산시	발생량		1,322.2	799.1	364.7	4.3	0.2	0.0	19.8	0.6	0.0	0.0	0.0	2.1	17.4	0.1	0.0	0.0	0.0	113.9	0.0
		처리방법	매립	5.1	0.0	0.0	0.0	0.0	0.0	0.0	0.0	0.0	0.0	0.0	0.0	0.0	0.0	0.0	0.0	0.0	5.1	0.0
			소각	17.0	0.0	0.0	0.0	0.0	0.0	0.0	0.0	0.0	0.0	0.0	0.0	17.0	0.0	0.0	0.0	0.0	0.0	0.0
			재활용	1,300.1	799.1	364.7	4.3	0.2	0.0	19.8	0.6	0.0	0.0	0.0	2.1	0.4	0.1	0.0	0.0	0.0	108.8	0.0
	고양시	발생량		3,346.6	1,229.4	385.8	8.7	6.0	0.0	204.8	30.2	0.0	0.0	0.0	26.7	36.8	0.3	0.0	0.7	0.0	1,417.2	0.0
		처리방법	매립	435.3	0.0	0.0	0.0	0.0	0.0	0.0	0.0	0.0	0.0	0.0	0.0	0.0	0.0	0.0	0.0	0.0	435.3	0.0
			소각	41.6	0.0	0.0	0.0	0.0	0.0	0.0	0.0	0.0	0.0	0.0	11.3	28.2	0.3	0.0	0.0	0.0	1.8	0.0
			재활용	2,869.7	1,229.4	385.8	8.7	6.0	0.0	204.8	30.2	0.0	0.0	0.0	15.4	8.6	0.0	0.0	0.7	0.0	980.1	0.0

(단위:톤/일)

구분		발생 및 처리방법		합계	불 연 성										가 연 성				가연성·불연성 혼합			기타
					건설폐재류						건설오니	폐금속류	폐유리	폐타일 및 폐도자기	폐목재	폐합성수지	폐섬유	폐벽지	폐보드류	폐판넬	혼합건설폐기물	
시도	시군구				폐콘크리트	폐아스팔트콘크리트	폐벽돌	폐블럭	폐기와	건설 폐토석												
경기	과천시	발생량		124.4	77.9	37.4	0.6	2.3	0.0	1.1	0.0	0.0	0.0	0.0	0.0	0.2	0.0	0.0	0.0	0.0	4.9	0.0
		처리방법	매립	0.9	0.0	0.0	0.0	0.0	0.0	0.0	0.0	0.0	0.0	0.0	0.0	0.0	0.0	0.0	0.0	0.0	0.9	0.0
			소각	0.1	0.0	0.0	0.0	0.0	0.0	0.0	0.0	0.0	0.0	0.0	0.0	0.1	0.0	0.0	0.0	0.0	0.0	0.0
			재활용	123.4	77.9	37.4	0.6	2.3	0.0	1.1	0.0	0.0	0.0	0.0	0.0	0.1	0.0	0.0	0.0	0.0	4.0	0.0
	구리시	발생량		865.7	406.9	107.8	0.3	2.0	0.0	2.4	0.0	0.0	0.0	0.2	1.5	4.9	0.0	0.0	0.0	0.0	339.7	0.0
		처리방법	매립	1.3	0.0	0.0	0.0	0.0	0.0	0.0	0.0	0.0	0.0	0.0	0.0	0.0	0.0	0.0	0.0	0.0	1.3	0.0
			소각	5.0	0.0	0.0	0.0	0.0	0.0	0.0	0.0	0.0	0.0	0.0	0.1	4.9	0.0	0.0	0.0	0.0	0.0	0.0
			재활용	859.4	406.9	107.8	0.3	2.0	0.0	2.4	0.0	0.0	0.0	0.2	1.4	0.0	0.0	0.0	0.0	0.0	338.4	0.0
	남양주시	발생량		1,070.6	583.3	265.4	7.6	13.3	0.1	3.7	1.1	0.0	0.2	2.3	3.8	7.1	0.2	0.0	0.6	0.0	181.9	0.0
		처리방법	매립	33.4	0.0	0.0	0.0	0.0	0.0	0.0	0.0	0.0	0.2	2.3	0.0	0.0	0.0	0.0	0.5	0.0	30.4	0.0
			소각	7.5	0.0	0.0	0.0	0.0	0.0	0.0	0.0	0.0	0.0	0.0	0.3	7.0	0.2	0.0	0.0	0.0	0.0	0.0
			재활용	1,029.7	583.3	265.4	7.6	13.3	0.1	3.7	1.1	0.0	0.0	0.0	3.5	0.1	0.0	0.0	0.1	0.0	151.5	0.0
	오산시	발생량		250.8	137.5	48.0	1.4	0.0	0.1	0.4	0.4	0.0	0.0	0.0	0.2	0.9	0.1	0.0	0.0	0.0	61.8	0.0
		처리방법	매립	0.4	0.0	0.0	0.0	0.0	0.0	0.0	0.0	0.0	0.0	0.0	0.0	0.0	0.0	0.0	0.0	0.0	0.4	0.0
			소각	1.0	0.0	0.0	0.0	0.0	0.0	0.0	0.0	0.0	0.0	0.0	0.0	0.9	0.1	0.0	0.0	0.0	0.0	0.0
			재활용	249.4	137.5	48.0	1.4	0.0	0.1	0.4	0.4	0.0	0.0	0.0	0.2	0.0	0.0	0.0	0.0	0.0	61.4	0.0
	시흥시	발생량		1,274.4	650.5	353.6	34.8	0.0	0.0	49.5	9.2	0.0	0.0	0.0	4.1	6.3	0.0	0.0	0.0	0.0	166.4	0.0
		처리방법	매립	9.5	0.0	0.0	0.0	0.0	0.0	0.0	0.0	0.0	0.0	0.0	0.0	0.0	0.0	0.0	0.0	0.0	9.5	0.0
			소각	6.2	0.0	0.0	0.0	0.0	0.0	0.0	0.0	0.0	0.0	0.0	0.0	6.2	0.0	0.0	0.0	0.0	0.0	0.0
			재활용	1,258.7	650.5	353.6	34.8	0.0	0.0	49.5	9.2	0.0	0.0	0.0	4.1	0.1	0.0	0.0	0.0	0.0	156.9	0.0
	군포시	발생량		628.0	458.3	97.2	2.3	0.2	0.0	1.0	1.0	0.0	0.0	0.0	0.9	0.9	0.0	0.0	0.2	0.0	66.0	0.0
		처리방법	매립	0.5	0.1	0.0	0.0	0.0	0.0	0.0	0.1	0.0	0.0	0.0	0.0	0.0	0.0	0.0	0.0	0.0	0.3	0.0
			소각	0.8	0.0	0.0	0.0	0.0	0.0	0.0	0.0	0.0	0.0	0.0	0.0	0.8	0.0	0.0	0.0	0.0	0.0	0.0
			재활용	626.7	458.2	97.2	2.3	0.2	0.0	1.0	0.9	0.0	0.0	0.0	0.9	0.1	0.0	0.0	0.2	0.0	65.7	0.0
	의왕시	발생량		263.7	158.6	39.7	1.6	0.0	0.0	0.2	0.0	0.0	0.0	0.0	2.2	1.2	0.0	0.0	0.7	0.1	59.4	0.0
		처리방법	매립	2.5	0.0	0.0	0.0	0.0	0.0	0.0	0.0	0.0	0.0	0.0	0.0	0.0	0.0	0.0	0.4	0.0	2.1	0.0
			소각	1.4	0.0	0.0	0.0	0.0	0.0	0.0	0.0	0.0	0.0	0.0	0.2	1.2	0.0	0.0	0.0	0.0	0.0	0.0
			재활용	259.8	158.6	39.7	1.6	0.0	0.0	0.2	0.0	0.0	0.0	0.0	2.0	0.0	0.0	0.0	0.3	0.1	57.3	0.0
	하남시	발생량		2,224.2	803.9	176.7	0.4	28.8	0.0	5.1	0.6	0.0	0.0	0.7	35.5	54.1	0.0	0.0	0.3	0.0	1,118.1	0.0
		처리방법	매립	4.8	0.0	0.0	0.0	0.0	0.0	0.0	0.0	0.0	0.0	0.0	0.0	0.0	0.0	0.0	0.0	0.0	4.8	0.0
			소각	68.0	0.0	0.0	0.0	0.0	0.0	0.0	0.0	0.0	0.0	0.0	13.9	54.1	0.0	0.0	0.0	0.0	0.0	0.0
			재활용	2,151.4	803.9	176.7	0.4	28.8	0.0	5.1	0.6	0.0	0.0	0.7	21.6	0.0	0.0	0.0	0.3	0.0	1,113.3	0.0
	용인시	발생량		2,433.3	1,329.6	504.0	9.4	3.9	0.1	56.4	2.4	0.0	0.0	0.0	9.2	29.5	0.0	0.0	1.3	0.0	487.5	0.0
		처리방법	매립	0.0	0.0	0.0	0.0	0.0	0.0	0.0	0.0	0.0	0.0	0.0	0.0	0.0	0.0	0.0	0.0	0.0	0.0	0.0
			소각	14.2	0.0	0.0	0.0	0.0	0.0	0.0	0.0	0.0	0.0	0.0	0.0	14.2	0.0	0.0	0.0	0.0	0.0	0.0
			재활용	2,419.1	1,329.6	504.0	9.4	3.9	0.1	56.4	2.4	0.0	0.0	0.0	9.2	15.3	0.0	0.0	1.3	0.0	487.5	0.0
	파주시	발생량		1,652.9	849.9	535.4	3.2	10.6	0.0	20.7	3.6	0.0	0.0	0.1	2.8	37.5	0.0	0.0	0.0	0.0	189.1	0.0
		처리방법	매립	24.0	0.0	0.0	0.0	0.0	0.0	0.0	0.0	0.0	0.0	0.0	0.0	0.0	0.0	0.0	0.0	0.0	24.0	0.0
			소각	37.0	0.0	0.0	0.0	0.0	0.0	0.0	0.0	0.0	0.0	0.0	0.0	37.0	0.0	0.0	0.0	0.0	0.0	0.0
			재활용	1,591.9	849.9	535.4	3.2	10.6	0.0	20.7	3.6	0.0	0.0	0.1	2.8	0.5	0.0	0.0	0.0	0.0	165.1	0.0
	이천시	발생량		1,082.7	758.1	222.3	0.9	7.8	0.1	2.0	0.0	0.0	0.0	0.1	3.3	14.4	1.1	0.0	0.0	0.0	72.5	0.1
		처리방법	매립	0.1	0.0	0.0	0.0	0.0	0.0	0.0	0.0	0.0	0.0	0.0	0.0	0.0	0.1	0.0	0.0	0.0	0.0	0.0
			소각	5.0	0.0	0.0	0.0	0.0	0.0	0.0	0.0	0.0	0.0	0.0	0.0	4.5	0.5	0.0	0.0	0.0	0.0	0.0
			재활용	1,077.6	758.1	222.3	0.9	7.8	0.1	2.0	0.0	0.0	0.0	0.1	3.3	9.9	0.5	0.0	0.0	0.0	72.5	0.1
	안성시	발생량		1,269.3	822.1	313.5	3.8	9.4	0.1	5.3	1.4	0.0	0.0	0.0	0.1	0.3	0.0	0.0	0.0	0.0	113.3	0.0
		처리방법	매립	0.0	0.0	0.0	0.0	0.0	0.0	0.0	0.0	0.0	0.0	0.0	0.0	0.0	0.0	0.0	0.0	0.0	0.0	0.0
			소각	0.3	0.0	0.0	0.0	0.0	0.0	0.0	0.0	0.0	0.0	0.0	0.0	0.3	0.0	0.0	0.0	0.0	0.0	0.0
			재활용	1,269.0	822.1	313.5	3.8	9.4	0.1	5.3	1.4	0.0	0.0	0.0	0.1	0.0	0.0	0.0	0.0	0.0	113.3	0.0

(단위:톤/일)

구분		발생 및 처리방법		합계	불 연 성										가 연 성				가연성 · 불연성 혼합			기타
					건설폐재류						건설오니	폐금속류	폐유리	폐타일 및 폐도자기	폐목재	폐합성수지	폐섬유	폐벽지	폐보드류	폐판넬	혼합건설폐기물	
시도	시군구				폐콘크리트	폐아스팔트콘크리트	폐벽돌	폐블럭	폐기와	건설 폐토석												
경기	김포시	발생량		1,551.2	911.5	296.4	26.2	0.0	0.0	13.5	29.6	0.0	0.1	0.4	5.5	6.2	0.0	0.0	0.1	0.0	257.7	4.0
		처리방법	매립	44.4	0.0	0.0	0.0	0.0	0.0	0.0	0.0	0.0	0.0	0.0	0.0	0.0	0.0	0.0	0.0	0.0	44.4	0.0
			소각	6.4	0.0	0.0	0.0	0.0	0.0	0.0	0.0	0.0	0.0	0.0	0.0	5.9	0.0	0.0	0.0	0.0	0.2	0.3
			재활용	1,500.4	911.5	296.4	26.2	0.0	0.0	13.5	29.6	0.0	0.1	0.4	5.5	0.3	0.0	0.0	0.1	0.0	213.1	3.7
	화성시	발생량		4,214.4	2,686.6	933.1	44.3	1.1	0.2	179.6	12.4	0.0	0.0	0.0	16.1	56.3	0.2	0.0	4.9	0.9	278.6	0.1
		처리방법	매립	15.1	0.0	0.0	0.0	0.0	0.0	0.0	0.0	0.0	0.0	0.0	0.0	0.0	0.2	0.0	1.9	0.0	12.9	0.1
			소각	18.9	0.0	0.0	0.0	0.0	0.0	0.0	0.0	0.0	0.0	0.0	0.8	18.1	0.0	0.0	0.0	0.0	0.0	0.0
			재활용	4,180.4	2,686.6	933.1	44.3	1.1	0.2	179.6	12.4	0.0	0.0	0.0	15.3	38.2	0.0	0.0	3.0	0.9	265.7	0.0
	광주시	발생량		758.8	517.0	193.1	1.6	1.2	0.1	4.4	2.8	0.0	0.0	0.0	0.3	0.9	0.0	0.0	0.0	0.0	37.4	0.0
		처리방법	매립	2.0	0.0	0.0	0.0	0.0	0.0	0.0	0.1	0.0	0.0	0.0	0.0	0.0	0.0	0.0	0.0	0.0	1.9	0.0
			소각	0.9	0.0	0.0	0.0	0.0	0.0	0.0	0.0	0.0	0.0	0.0	0.0	0.9	0.0	0.0	0.0	0.0	0.0	0.0
			재활용	755.9	517.0	193.1	1.6	1.2	0.1	4.4	2.7	0.0	0.0	0.0	0.3	0.0	0.0	0.0	0.0	0.0	35.5	0.0
	양주시	발생량		2,065.5	724.6	289.1	8.1	6.9	0.0	10.0	0.0	0.0	0.0	0.3	7.1	13.2	0.0	0.0	0.0	0.0	1,006.2	0.0
		처리방법	매립	3.0	0.0	0.0	0.0	0.0	0.0	0.0	0.0	0.0	0.0	0.0	0.0	0.0	0.0	0.0	0.0	0.0	3.0	0.0
			소각	18.0	0.0	0.0	0.0	0.0	0.0	0.0	0.0	0.0	0.0	0.0	4.8	13.2	0.0	0.0	0.0	0.0	0.0	0.0
			재활용	2,044.5	724.6	289.1	8.1	6.9	0.0	10.0	0.0	0.0	0.0	0.3	2.3	0.0	0.0	0.0	0.0	0.0	1,003.2	0.0
	포천시	발생량		948.9	587.0	277.3	8.7	4.9	0.0	2.1	0.0	0.0	0.0	0.0	0.8	2.5	0.0	0.0	0.0	0.0	65.6	0.0
		처리방법	매립	0.9	0.0	0.0	0.0	0.0	0.0	0.0	0.0	0.0	0.0	0.0	0.0	0.0	0.0	0.0	0.0	0.0	0.9	0.0
			소각	2.0	0.0	0.0	0.0	0.0	0.0	0.0	0.0	0.0	0.0	0.0	0.0	2.0	0.0	0.0	0.0	0.0	0.0	0.0
			재활용	946.0	587.0	277.3	8.7	4.9	0.0	2.1	0.0	0.0	0.0	0.0	0.8	0.5	0.0	0.0	0.0	0.0	64.7	0.0
	여주군	발생량		713.6	427.2	180.4	6.3	23.6	0.0	2.3	0.1	0.0	0.0	0.0	0.4	0.2	0.0	0.0	0.0	0.0	73.1	0.0
		처리방법	매립	0.0	0.0	0.0	0.0	0.0	0.0	0.0	0.0	0.0	0.0	0.0	0.0	0.0	0.0	0.0	0.0	0.0	0.0	0.0
			소각	0.0	0.0	0.0	0.0	0.0	0.0	0.0	0.0	0.0	0.0	0.0	0.0	0.0	0.0	0.0	0.0	0.0	0.0	0.0
			재활용	713.6	427.2	180.4	6.3	23.6	0.0	2.3	0.1	0.0	0.0	0.0	0.4	0.2	0.0	0.0	0.0	0.0	73.1	0.0
	연천군	발생량		489.1	315.9	114.0	26.0	0.6	0.0	10.7	0.0	0.0	0.0	0.0	0.0	0.3	0.0	0.0	0.0	0.0	21.6	0.0
		처리방법	매립	0.0	0.0	0.0	0.0	0.0	0.0	0.0	0.0	0.0	0.0	0.0	0.0	0.0	0.0	0.0	0.0	0.0	0.0	0.0
			소각	0.3	0.0	0.0	0.0	0.0	0.0	0.0	0.0	0.0	0.0	0.0	0.0	0.3	0.0	0.0	0.0	0.0	0.0	0.0
			재활용	488.8	315.9	114.0	26.0	0.6	0.0	10.7	0.0	0.0	0.0	0.0	0.0	0.0	0.0	0.0	0.0	0.0	21.6	0.0
	가평군	발생량		395.8	222.4	101.8	7.9	14.1	0.0	0.0	2.3	0.0	0.0	0.0	0.7	0.8	0.0	0.0	0.0	0.0	45.8	0.0
		처리방법	매립	0.0	0.0	0.0	0.0	0.0	0.0	0.0	0.0	0.0	0.0	0.0	0.0	0.0	0.0	0.0	0.0	0.0	0.0	0.0
			소각	0.4	0.0	0.0	0.0	0.0	0.0	0.0	0.0	0.0	0.0	0.0	0.1	0.3	0.0	0.0	0.0	0.0	0.0	0.0
			재활용	395.4	222.4	101.8	7.9	14.1	0.0	0.0	2.3	0.0	0.0	0.0	0.6	0.5	0.0	0.0	0.0	0.0	45.8	0.0
	양평군	발생량		568.5	331.5	152.1	3.9	3.9	0.0	0.4	0.0	0.0	0.0	0.0	1.2	0.2	0.0	0.0	0.0	0.0	75.3	0.0
		처리방법	매립	0.0	0.0	0.0	0.0	0.0	0.0	0.0	0.0	0.0	0.0	0.0	0.0	0.0	0.0	0.0	0.0	0.0	0.0	0.0
			소각	0.2	0.0	0.0	0.0	0.0	0.0	0.0	0.0	0.0	0.0	0.0	0.0	0.2	0.0	0.0	0.0	0.0	0.0	0.0
			재활용	568.3	331.5	152.1	3.9	3.9	0.0	0.4	0.0	0.0	0.0	0.0	1.2	0.0	0.0	0.0	0.0	0.0	75.3	0.0
강원	소계	발생량		8,719.6	5,442.8	2,207.5	167.7	18.0	1.0	5.8	40.0	0.0	0.1	3.9	9.9	29.5	4.0	0.0	14.1	0.0	775.2	0.1
		처리방법	매립	22.1	0.2	0.0	0.0	0.0	0.0	0.0	3.4	0.0	0.0	0.0	0.0	0.0	4.0	0.0	14.0	0.0	0.5	0.0
			소각	13.4	0.0	0.0	0.0	0.0	0.0	0.0	0.0	0.0	0.0	0.0	1.8	11.5	0.0	0.0	0.0	0.0	0.1	0.0
			재활용	8,684.1	5,442.6	2,207.5	167.7	18.0	1.0	5.8	36.6	0.0	0.1	3.9	8.1	18.0	0.0	0.0	0.1	0.0	774.6	0.1
	춘천시	발생량		1,243.9	633.3	432.8	40.5	4.3	0.1	0.1	0.1	0.0	0.0	0.1	2.0	18.8	0.0	0.0	0.0	0.0	111.8	0.0
		처리방법	매립	0.0	0.0	0.0	0.0	0.0	0.0	0.0	0.0	0.0	0.0	0.0	0.0	0.0	0.0	0.0	0.0	0.0	0.0	0.0
			소각	2.5	0.0	0.0	0.0	0.0	0.0	0.0	0.0	0.0	0.0	0.0	0.3	2.2	0.0	0.0	0.0	0.0	0.0	0.0
			재활용	1,241.4	633.3	432.8	40.5	4.3	0.1	0.1	0.1	0.0	0.0	0.1	1.7	16.6	0.0	0.0	0.0	0.0	111.8	0.0
	원주시	발생량		1,381.3	769.7	293.4	58.1	0.0	0.1	0.1	1.0	0.0	0.0	3.2	2.7	2.5	1.3	0.0	0.0	0.0	249.2	0.0
		처리방법	매립	1.3	0.0	0.0	0.0	0.0	0.0	0.0	0.0	0.0	0.0	0.0	0.0	0.0	1.3	0.0	0.0	0.0	0.0	0.0
			소각	2.4	0.0	0.0	0.0	0.0	0.0	0.0	0.0	0.0	0.0	0.0	0.1	2.3	0.0	0.0	0.0	0.0	0.0	0.0
			재활용	1,377.6	769.7	293.4	58.1	0.0	0.1	0.1	1.0	0.0	0.0	3.2	2.6	0.2	0.0	0.0	0.0	0.0	249.2	0.0

(단위:톤/일)

구분		발생 및 처리방법		합계	불 연 성										가 연 성				가연성·불연성 혼합			기타
					건설폐재류						건설오니	폐금속류	폐유리	폐타일 및 폐도자기	폐목재	폐합성수지	폐섬유	폐벽지	폐보드류	폐판넬	혼합건설폐기물	
시도	시군구				폐콘크리트	폐아스팔트콘크리트	폐벽돌	폐블럭	폐기와	건설 폐토석												
강원	강릉시	발생량		801.1	566.8	194.3	2.4	1.8	0.3	0.0	7.1	0.0	0.0	0.1	1.6	0.1	0.0	0.0	0.0	0.0	26.6	0.0
		처리방법	매립	0.0	0.0	0.0	0.0	0.0	0.0	0.0	0.0	0.0	0.0	0.0	0.0	0.0	0.0	0.0	0.0	0.0	0.0	0.0
			소각	0.0	0.0	0.0	0.0	0.0	0.0	0.0	0.0	0.0	0.0	0.0	0.0	0.0	0.0	0.0	0.0	0.0	0.0	0.0
			재활용	801.1	566.8	194.3	2.4	1.8	0.3	0.0	7.1	0.0	0.0	0.1	1.6	0.1	0.0	0.0	0.0	0.0	26.6	0.0
	동해시	발생량		336.5	211.6	75.3	4.1	0.0	0.0	0.3	0.6	0.0	0.0	0.0	0.4	1.1	0.0	0.0	0.0	0.0	43.1	0.0
		처리방법	매립	0.0	0.0	0.0	0.0	0.0	0.0	0.0	0.0	0.0	0.0	0.0	0.0	0.0	0.0	0.0	0.0	0.0	0.0	0.0
			소각	0.7	0.0	0.0	0.0	0.0	0.0	0.0	0.0	0.0	0.0	0.0	0.3	0.4	0.0	0.0	0.0	0.0	0.0	0.0
			재활용	335.8	211.6	75.3	4.1	0.0	0.0	0.3	0.6	0.0	0.0	0.0	0.1	0.7	0.0	0.0	0.0	0.0	43.1	0.0
	태백시	발생량		248.8	134.7	79.6	0.0	0.0	0.0	0.0	0.0	0.0	0.0	0.0	0.0	0.0	0.0	0.0	0.0	0.0	34.5	0.0
		처리방법	매립	0.0	0.0	0.0	0.0	0.0	0.0	0.0	0.0	0.0	0.0	0.0	0.0	0.0	0.0	0.0	0.0	0.0	0.0	0.0
			소각	0.0	0.0	0.0	0.0	0.0	0.0	0.0	0.0	0.0	0.0	0.0	0.0	0.0	0.0	0.0	0.0	0.0	0.0	0.0
			재활용	248.8	134.7	79.6	0.0	0.0	0.0	0.0	0.0	0.0	0.0	0.0	0.0	0.0	0.0	0.0	0.0	0.0	34.5	0.0
	속초시	발생량		153.4	99.4	30.1	2.7	0.0	0.0	0.1	0.0	0.0	0.0	0.0	0.3	0.3	0.0	0.0	0.0	0.0	20.5	0.0
		처리방법	매립	0.5	0.0	0.0	0.0	0.0	0.0	0.0	0.0	0.0	0.0	0.0	0.0	0.0	0.0	0.0	0.0	0.0	0.5	0.0
			소각	0.4	0.0	0.0	0.0	0.0	0.0	0.0	0.0	0.0	0.0	0.0	0.0	0.3	0.0	0.0	0.0	0.0	0.1	0.0
			재활용	152.5	99.4	30.1	2.7	0.0	0.0	0.1	0.0	0.0	0.0	0.0	0.3	0.0	0.0	0.0	0.0	0.0	19.9	0.0
	삼척시	발생량		753.8	531.9	142.6	0.0	0.0	0.0	0.0	11.0	0.0	0.0	0.0	1.4	6.5	2.7	0.0	14.0	0.0	43.6	0.1
		처리방법	매립	20.1	0.0	0.0	0.0	0.0	0.0	0.0	3.4	0.0	0.0	0.0	0.0	0.0	2.7	0.0	14.0	0.0	0.0	0.0
			소각	6.7	0.0	0.0	0.0	0.0	0.0	0.0	0.0	0.0	0.0	0.0	0.5	6.2	0.0	0.0	0.0	0.0	0.0	0.0
			재활용	727.0	531.9	142.6	0.0	0.0	0.0	0.0	7.6	0.0	0.0	0.0	0.9	0.3	0.0	0.0	0.0	0.0	43.6	0.1
	홍천군	발생량		248.1	174.3	46.1	5.3	0.2	0.0	0.0	0.0	0.0	0.0	0.0	0.4	0.1	0.0	0.0	0.0	0.0	21.7	0.0
		처리방법	매립	0.0	0.0	0.0	0.0	0.0	0.0	0.0	0.0	0.0	0.0	0.0	0.0	0.0	0.0	0.0	0.0	0.0	0.0	0.0
			소각	0.0	0.0	0.0	0.0	0.0	0.0	0.0	0.0	0.0	0.0	0.0	0.0	0.0	0.0	0.0	0.0	0.0	0.0	0.0
			재활용	248.1	174.3	46.1	5.3	0.2	0.0	0.0	0.0	0.0	0.0	0.0	0.4	0.1	0.0	0.0	0.0	0.0	21.7	0.0
	횡성군	발생량		449.5	314.0	67.6	0.6	0.1	0.0	0.0	0.0	0.0	0.0	0.0	0.0	0.0	0.0	0.0	0.1	0.0	67.1	0.0
		처리방법	매립	0.0	0.0	0.0	0.0	0.0	0.0	0.0	0.0	0.0	0.0	0.0	0.0	0.0	0.0	0.0	0.0	0.0	0.0	0.0
			소각	0.0	0.0	0.0	0.0	0.0	0.0	0.0	0.0	0.0	0.0	0.0	0.0	0.0	0.0	0.0	0.0	0.0	0.0	0.0
			재활용	449.5	314.0	67.6	0.6	0.1	0.0	0.0	0.0	0.0	0.0	0.0	0.0	0.0	0.0	0.0	0.1	0.0	67.1	0.0
	영월군	발생량		295.3	186.6	95.6	0.0	0.0	0.0	0.0	0.0	0.0	0.0	0.0	0.0	0.1	0.0	0.0	0.0	0.0	13.0	0.0
		처리방법	매립	0.0	0.0	0.0	0.0	0.0	0.0	0.0	0.0	0.0	0.0	0.0	0.0	0.0	0.0	0.0	0.0	0.0	0.0	0.0
			소각	0.1	0.0	0.0	0.0	0.0	0.0	0.0	0.0	0.0	0.0	0.0	0.0	0.1	0.0	0.0	0.0	0.0	0.0	0.0
			재활용	295.2	186.6	95.6	0.0	0.0	0.0	0.0	0.0	0.0	0.0	0.0	0.0	0.0	0.0	0.0	0.0	0.0	13.0	0.0
	평창군	발생량		606.0	401.4	170.4	0.8	0.7	0.0	0.0	5.6	0.0	0.0	0.0	0.1	0.0	0.0	0.0	0.0	0.0	27.0	0.0
		처리방법	매립	0.0	0.0	0.0	0.0	0.0	0.0	0.0	0.0	0.0	0.0	0.0	0.0	0.0	0.0	0.0	0.0	0.0	0.0	0.0
			소각	0.0	0.0	0.0	0.0	0.0	0.0	0.0	0.0	0.0	0.0	0.0	0.0	0.0	0.0	0.0	0.0	0.0	0.0	0.0
			재활용	606.0	401.4	170.4	0.8	0.7	0.0	0.0	5.6	0.0	0.0	0.0	0.1	0.0	0.0	0.0	0.0	0.0	27.0	0.0
	정선군	발생량		375.9	236.4	106.9	7.8	0.0	0.0	5.2	0.0	0.0	0.1	0.0	0.6	0.0	0.0	0.0	0.0	0.0	18.9	0.0
		처리방법	매립	0.2	0.2	0.0	0.0	0.0	0.0	0.0	0.0	0.0	0.0	0.0	0.0	0.0	0.0	0.0	0.0	0.0	0.0	0.0
			소각	0.6	0.0	0.0	0.0	0.0	0.0	0.0	0.0	0.0	0.0	0.0	0.6	0.0	0.0	0.0	0.0	0.0	0.0	0.0
			재활용	375.1	236.2	106.9	7.8	0.0	0.0	5.2	0.0	0.0	0.1	0.0	0.0	0.0	0.0	0.0	0.0	0.0	18.9	0.0
	철원군	발생량		263.2	183.5	35.0	6.7	0.8	0.0	0.0	0.0	0.0	0.0	0.0	0.1	0.0	0.0	0.0	0.0	0.0	37.1	0.0
		처리방법	매립	0.0	0.0	0.0	0.0	0.0	0.0	0.0	0.0	0.0	0.0	0.0	0.0	0.0	0.0	0.0	0.0	0.0	0.0	0.0
			소각	0.0	0.0	0.0	0.0	0.0	0.0	0.0	0.0	0.0	0.0	0.0	0.0	0.0	0.0	0.0	0.0	0.0	0.0	0.0
			재활용	263.2	183.5	35.0	6.7	0.8	0.0	0.0	0.0	0.0	0.0	0.0	0.1	0.0	0.0	0.0	0.0	0.0	37.1	0.0
	화천군	발생량		237.7	168.6	34.7	10.3	0.2	0.0	0.0	13.9	0.0	0.0	0.0	0.0	0.0	0.0	0.0	0.0	0.0	10.0	0.0
		처리방법	매립	0.0	0.0	0.0	0.0	0.0	0.0	0.0	0.0	0.0	0.0	0.0	0.0	0.0	0.0	0.0	0.0	0.0	0.0	0.0
			소각	0.0	0.0	0.0	0.0	0.0	0.0	0.0	0.0	0.0	0.0	0.0	0.0	0.0	0.0	0.0	0.0	0.0	0.0	0.0
			재활용	237.7	168.6	34.7	10.3	0.2	0.0	0.0	13.9	0.0	0.0	0.0	0.0	0.0	0.0	0.0	0.0	0.0	10.0	0.0

(단위:톤/일)

구분		발생 및 처리방법		합계	불 연 성										가 연 성				가연성 · 불연성 혼합			기타
					건설폐재류						건설오니	폐금속류	폐유리	폐타일 및 폐도자기	폐목재	폐합성수지	폐섬유	폐벽지	폐보드류	폐판넬	혼합건설폐기물	
시도	시군구				폐콘크리트	폐아스팔트콘크리트	폐벽돌	폐블럭	폐기와	건설 폐토석												
강원	양구군	발생량		307.4	176.6	107.1	9.2	5.7	0.0	0.0	0.0	0.0	0.0	0.0	0.0	0.0	0.0	0.0	0.0	0.0	8.8	0.0
		처리방법	매립	0.0	0.0	0.0	0.0	0.0	0.0	0.0	0.0	0.0	0.0	0.0	0.0	0.0	0.0	0.0	0.0	0.0	0.0	0.0
			소각	0.0	0.0	0.0	0.0	0.0	0.0	0.0	0.0	0.0	0.0	0.0	0.0	0.0	0.0	0.0	0.0	0.0	0.0	0.0
			재활용	307.4	176.6	107.1	9.2	5.7	0.0	0.0	0.0	0.0	0.0	0.0	0.0	0.0	0.0	0.0	0.0	0.0	8.8	0.0
	인제군	발생량		370.2	247.5	85.1	11.9	4.2	0.3	0.0	0.1	0.0	0.0	0.1	0.0	0.0	0.0	0.0	0.0	0.0	21.0	0.0
		처리방법	매립	0.0	0.0	0.0	0.0	0.0	0.0	0.0	0.0	0.0	0.0	0.0	0.0	0.0	0.0	0.0	0.0	0.0	0.0	0.0
			소각	0.0	0.0	0.0	0.0	0.0	0.0	0.0	0.0	0.0	0.0	0.0	0.0	0.0	0.0	0.0	0.0	0.0	0.0	0.0
			재활용	370.2	247.5	85.1	11.9	4.2	0.3	0.0	0.1	0.0	0.0	0.1	0.0	0.0	0.0	0.0	0.0	0.0	21.0	0.0
	고성군	발생량		355.5	220.0	111.9	7.0	0.0	0.0	0.0	0.0	0.0	0.0	0.0	0.3	0.0	0.0	0.0	0.0	0.0	16.3	0.0
		처리방법	매립	0.0	0.0	0.0	0.0	0.0	0.0	0.0	0.0	0.0	0.0	0.0	0.0	0.0	0.0	0.0	0.0	0.0	0.0	0.0
			소각	0.0	0.0	0.0	0.0	0.0	0.0	0.0	0.0	0.0	0.0	0.0	0.0	0.0	0.0	0.0	0.0	0.0	0.0	0.0
			재활용	355.5	220.0	111.9	7.0	0.0	0.0	0.0	0.0	0.0	0.0	0.0	0.3	0.0	0.0	0.0	0.0	0.0	16.3	0.0
	양양군	발생량		292.0	186.5	99.0	0.3	0.0	0.2	0.0	0.6	0.0	0.0	0.4	0.0	0.0	0.0	0.0	0.0	0.0	5.0	0.0
		처리방법	매립	0.0	0.0	0.0	0.0	0.0	0.0	0.0	0.0	0.0	0.0	0.0	0.0	0.0	0.0	0.0	0.0	0.0	0.0	0.0
			소각	0.0	0.0	0.0	0.0	0.0	0.0	0.0	0.0	0.0	0.0	0.0	0.0	0.0	0.0	0.0	0.0	0.0	0.0	0.0
			재활용	292.0	186.5	99.0	0.3	0.0	0.2	0.0	0.6	0.0	0.0	0.4	0.0	0.0	0.0	0.0	0.0	0.0	5.0	0.0
충북	소계	발생량		7,575.5	5,126.1	1,760.0	60.8	12.6	1.1	19.9	3.8	0.0	0.0	0.5	12.8	30.1	0.2	0.0	0.4	0.0	547.2	0.0
		처리방법	매립	0.4	0.0	0.0	0.0	0.0	0.0	0.0	0.4	0.0	0.0	0.0	0.0	0.0	0.0	0.0	0.0	0.0	0.0	0.0
			소각	24.8	0.0	0.0	0.0	0.0	0.0	0.0	0.0	0.0	0.0	0.0	0.8	23.6	0.2	0.0	0.2	0.0	0.0	0.0
			재활용	7,550.3	5,126.1	1,760.0	60.8	12.6	1.1	19.9	3.4	0.0	0.0	0.5	12.0	6.5	0.0	0.0	0.2	0.0	547.2	0.0
	청주시	발생량		1,253.6	818.1	293.8	12.2	5.3	0.0	3.1	0.3	0.0	0.0	0.0	2.9	12.8	0.2	0.0	0.2	0.0	104.7	0.0
		처리방법	매립	0.0	0.0	0.0	0.0	0.0	0.0	0.0	0.0	0.0	0.0	0.0	0.0	0.0	0.0	0.0	0.0	0.0	0.0	0.0
			소각	10.9	0.0	0.0	0.0	0.0	0.0	0.0	0.0	0.0	0.0	0.0	0.7	10.0	0.2	0.0	0.0	0.0	0.0	0.0
			재활용	1,242.7	818.1	293.8	12.2	5.3	0.0	3.1	0.3	0.0	0.0	0.0	2.2	2.8	0.0	0.0	0.2	0.0	104.7	0.0
	충주시	발생량		1,502.3	892.3	371.3	24.6	2.4	0.0	0.0	2.9	0.0	0.0	0.0	2.5	5.6	0.0	0.0	0.0	0.0	200.7	0.0
		처리방법	매립	0.0	0.0	0.0	0.0	0.0	0.0	0.0	0.0	0.0	0.0	0.0	0.0	0.0	0.0	0.0	0.0	0.0	0.0	0.0
			소각	4.6	0.0	0.0	0.0	0.0	0.0	0.0	0.0	0.0	0.0	0.0	0.0	4.6	0.0	0.0	0.0	0.0	0.0	0.0
			재활용	1,497.7	892.3	371.3	24.6	2.4	0.0	0.0	2.9	0.0	0.0	0.0	2.5	1.0	0.0	0.0	0.0	0.0	200.7	0.0
	제천시	발생량		585.9	416.4	133.1	4.1	0.1	0.8	0.0	0.0	0.0	0.0	0.5	0.0	0.0	0.0	0.0	0.0	0.0	30.9	0.0
		처리방법	매립	0.0	0.0	0.0	0.0	0.0	0.0	0.0	0.0	0.0	0.0	0.0	0.0	0.0	0.0	0.0	0.0	0.0	0.0	0.0
			소각	0.0	0.0	0.0	0.0	0.0	0.0	0.0	0.0	0.0	0.0	0.0	0.0	0.0	0.0	0.0	0.0	0.0	0.0	0.0
			재활용	585.9	416.4	133.1	4.1	0.1	0.8	0.0	0.0	0.0	0.0	0.5	0.0	0.0	0.0	0.0	0.0	0.0	30.9	0.0
	청원군	발생량		1,013.6	617.3	319.2	0.9	0.6	0.0	4.1	0.5	0.0	0.0	0.0	2.8	5.8	0.0	0.0	0.0	0.0	62.4	0.0
		처리방법	매립	0.3	0.0	0.0	0.0	0.0	0.0	0.0	0.3	0.0	0.0	0.0	0.0	0.0	0.0	0.0	0.0	0.0	0.0	0.0
			소각	3.5	0.0	0.0	0.0	0.0	0.0	0.0	0.0	0.0	0.0	0.0	0.1	3.4	0.0	0.0	0.0	0.0	0.0	0.0
			재활용	1,009.8	617.3	319.2	0.9	0.6	0.0	4.1	0.2	0.0	0.0	0.0	2.7	2.4	0.0	0.0	0.0	0.0	62.4	0.0
	보은군	발생량		327.3	270.0	43.3	0.2	0.1	0.0	0.8	0.0	0.0	0.0	0.0	0.1	0.1	0.0	0.0	0.0	0.0	12.7	0.0
		처리방법	매립	0.0	0.0	0.0	0.0	0.0	0.0	0.0	0.0	0.0	0.0	0.0	0.0	0.0	0.0	0.0	0.0	0.0	0.0	0.0
			소각	0.1	0.0	0.0	0.0	0.0	0.0	0.0	0.0	0.0	0.0	0.0	0.0	0.1	0.0	0.0	0.0	0.0	0.0	0.0
			재활용	327.2	270.0	43.3	0.2	0.1	0.0	0.8	0.0	0.0	0.0	0.0	0.1	0.0	0.0	0.0	0.0	0.0	12.7	0.0
	옥천군	발생량		469.1	344.9	106.0	3.4	0.0	0.3	6.4	0.0	0.0	0.0	0.0	0.1	0.1	0.0	0.0	0.0	0.0	7.9	0.0
		처리방법	매립	0.0	0.0	0.0	0.0	0.0	0.0	0.0	0.0	0.0	0.0	0.0	0.0	0.0	0.0	0.0	0.0	0.0	0.0	0.0
			소각	0.1	0.0	0.0	0.0	0.0	0.0	0.0	0.0	0.0	0.0	0.0	0.0	0.1	0.0	0.0	0.0	0.0	0.0	0.0
			재활용	469.0	344.9	106.0	3.4	0.0	0.3	6.4	0.0	0.0	0.0	0.0	0.1	0.0	0.0	0.0	0.0	0.0	7.9	0.0
	영동군	발생량		370.9	283.3	56.4	4.2	0.0	0.0	0.3	0.0	0.0	0.0	0.0	0.1	0.2	0.0	0.0	0.0	0.0	26.4	0.0
		처리방법	매립	0.0	0.0	0.0	0.0	0.0	0.0	0.0	0.0	0.0	0.0	0.0	0.0	0.0	0.0	0.0	0.0	0.0	0.0	0.0
			소각	0.2	0.0	0.0	0.0	0.0	0.0	0.0	0.0	0.0	0.0	0.0	0.0	0.2	0.0	0.0	0.0	0.0	0.0	0.0
			재활용	370.7	283.3	56.4	4.2	0.0	0.0	0.3	0.0	0.0	0.0	0.0	0.1	0.0	0.0	0.0	0.0	0.0	26.4	0.0

(단위:톤/일)

구분		발생 및 처리방법		합계	불 연 성										가 연 성				가연성·불연성 혼합			기타
					건설폐재류						건설오니	폐금속류	폐유리	폐타일 및 폐도자기	폐목재	폐합성수지	폐섬유	폐벽지	폐보드류	폐판넬	혼합건설폐기물	
시도	시군구				폐콘크리트	폐아스팔트콘크리트	폐벽돌	폐블럭	폐기와	건설 폐토석												
충북	증평군	발생량		344.7	249.0	65.0	2.6	0.2	0.0	1.6	0.1	0.0	0.0	0.0	1.1	1.2	0.0	0.0	0.2	0.0	23.7	0.0
		처리방법	매립	0.1	0.0	0.0	0.0	0.0	0.0	0.0	0.1	0.0	0.0	0.0	0.0	0.0	0.0	0.0	0.0	0.0	0.0	0.0
			소각	1.4	0.0	0.0	0.0	0.0	0.0	0.0	0.0	0.0	0.0	0.0	0.0	1.2	0.0	0.0	0.2	0.0	0.0	0.0
			재활용	343.2	249.0	65.0	2.6	0.2	0.0	1.6	0.0	0.0	0.0	0.0	1.1	0.0	0.0	0.0	0.0	0.0	23.7	0.0
	진천군	발생량		539.9	381.4	117.2	7.1	3.3	0.0	3.2	0.0	0.0	0.0	0.0	2.0	2.3	0.0	0.0	0.0	0.0	23.4	0.0
		처리방법	매립	0.0	0.0	0.0	0.0	0.0	0.0	0.0	0.0	0.0	0.0	0.0	0.0	0.0	0.0	0.0	0.0	0.0	0.0	0.0
			소각	2.3	0.0	0.0	0.0	0.0	0.0	0.0	0.0	0.0	0.0	0.0	0.0	2.3	0.0	0.0	0.0	0.0	0.0	0.0
			재활용	537.6	381.4	117.2	7.1	3.3	0.0	3.2	0.0	0.0	0.0	0.0	2.0	0.0	0.0	0.0	0.0	0.0	23.4	0.0
	괴산군	발생량		322.3	232.7	68.7	0.0	0.0	0.0	0.2	0.0	0.0	0.0	0.0	0.0	0.6	0.0	0.0	0.0	0.0	20.1	0.0
		처리방법	매립	0.0	0.0	0.0	0.0	0.0	0.0	0.0	0.0	0.0	0.0	0.0	0.0	0.0	0.0	0.0	0.0	0.0	0.0	0.0
			소각	0.6	0.0	0.0	0.0	0.0	0.0	0.0	0.0	0.0	0.0	0.0	0.0	0.6	0.0	0.0	0.0	0.0	0.0	0.0
			재활용	321.7	232.7	68.7	0.0	0.0	0.0	0.2	0.0	0.0	0.0	0.0	0.0	0.0	0.0	0.0	0.0	0.0	20.1	0.0
	음성군	발생량		590.8	441.7	113.1	0.5	0.6	0.0	0.2	0.0	0.0	0.0	0.0	1.1	1.4	0.0	0.0	0.0	0.0	32.2	0.0
		처리방법	매립	0.0	0.0	0.0	0.0	0.0	0.0	0.0	0.0	0.0	0.0	0.0	0.0	0.0	0.0	0.0	0.0	0.0	0.0	0.0
			소각	1.1	0.0	0.0	0.0	0.0	0.0	0.0	0.0	0.0	0.0	0.0	0.0	1.1	0.0	0.0	0.0	0.0	0.0	0.0
			재활용	589.7	441.7	113.1	0.5	0.6	0.0	0.2	0.0	0.0	0.0	0.0	1.1	0.3	0.0	0.0	0.0	0.0	32.2	0.0
	단양군	발생량		255.1	179.0	72.9	1.0	0.0	0.0	0.0	0.0	0.0	0.0	0.0	0.1	0.0	0.0	0.0	0.0	0.0	2.1	0.0
		처리방법	매립	0.0	0.0	0.0	0.0	0.0	0.0	0.0	0.0	0.0	0.0	0.0	0.0	0.0	0.0	0.0	0.0	0.0	0.0	0.0
			소각	0.0	0.0	0.0	0.0	0.0	0.0	0.0	0.0	0.0	0.0	0.0	0.0	0.0	0.0	0.0	0.0	0.0	0.0	0.0
			재활용	255.1	179.0	72.9	1.0	0.0	0.0	0.0	0.0	0.0	0.0	0.0	0.1	0.0	0.0	0.0	0.0	0.0	2.1	0.0
충남	소계	발생량		11,046.7	7,104.8	2,486.1	141.5	20.3	0.6	171.4	72.7	0.1	0.0	9.1	47.9	94.5	2.0	0.0	2.0	0.4	892.1	1.2
		처리방법	매립	3.3	0.1	0.0	0.0	0.0	0.0	0.0	0.9	0.0	0.0	0.0	0.0	0.0	0.1	0.0	0.8	0.0	0.2	1.2
			소각	96.6	0.0	0.0	0.0	0.0	0.0	0.0	0.0	0.0	0.0	0.0	1.0	90.2	1.9	0.0	0.0	0.0	3.5	0.0
			재활용	10,946.8	7,104.7	2,486.1	141.5	20.3	0.6	171.4	71.8	0.1	0.0	9.1	46.9	4.3	0.0	0.0	1.2	0.4	888.4	0.0
	천안시	발생량		1,398.2	696.3	416.2	2.8	2.2	0.0	42.1	14.7	0.0	0.0	0.1	5.6	4.6	0.1	0.0	0.6	0.0	212.9	0.0
		처리방법	매립	0.4	0.0	0.0	0.0	0.0	0.0	0.0	0.0	0.0	0.0	0.0	0.0	0.0	0.0	0.0	0.4	0.0	0.0	0.0
			소각	4.9	0.0	0.0	0.0	0.0	0.0	0.0	0.0	0.0	0.0	0.0	0.4	4.4	0.1	0.0	0.0	0.0	0.0	0.0
			재활용	1,392.9	696.3	416.2	2.8	2.2	0.0	42.1	14.7	0.0	0.0	0.1	5.2	0.2	0.0	0.0	0.2	0.0	212.9	0.0
	공주시	발생량		953.5	539.7	292.6	0.9	0.8	0.0	40.1	0.5	0.0	0.0	0.3	4.1	2.2	0.4	0.0	0.0	0.0	71.9	0.0
		처리방법	매립	0.2	0.0	0.0	0.0	0.0	0.0	0.0	0.0	0.0	0.0	0.0	0.0	0.0	0.0	0.0	0.0	0.0	0.2	0.0
			소각	4.8	0.0	0.0	0.0	0.0	0.0	0.0	0.0	0.0	0.0	0.0	0.0	2.1	0.4	0.0	0.0	0.0	2.3	0.0
			재활용	948.5	539.7	292.6	0.9	0.8	0.0	40.1	0.5	0.0	0.0	0.3	4.1	0.1	0.0	0.0	0.0	0.0	69.4	0.0
	보령시	발생량		490.8	355.0	106.0	7.1	0.0	0.0	0.3	2.5	0.0	0.0	0.0	0.7	2.3	0.0	0.0	0.0	0.0	16.9	0.0
		처리방법	매립	0.0	0.0	0.0	0.0	0.0	0.0	0.0	0.0	0.0	0.0	0.0	0.0	0.0	0.0	0.0	0.0	0.0	0.0	0.0
			소각	1.7	0.0	0.0	0.0	0.0	0.0	0.0	0.0	0.0	0.0	0.0	0.0	1.7	0.0	0.0	0.0	0.0	0.0	0.0
			재활용	489.1	355.0	106.0	7.1	0.0	0.0	0.3	2.5	0.0	0.0	0.0	0.7	0.6	0.0	0.0	0.0	0.0	16.9	0.0
	아산시	발생량		1,561.1	954.7	326.2	65.1	5.7	0.0	5.9	51.6	0.0	0.0	7.9	2.7	11.0	0.1	0.0	1.0	0.3	128.9	0.0
		처리방법	매립	0.3	0.0	0.0	0.0	0.0	0.0	0.0	0.3	0.0	0.0	0.0	0.0	0.0	0.0	0.0	0.0	0.0	0.0	0.0
			소각	10.8	0.0	0.0	0.0	0.0	0.0	0.0	0.0	0.0	0.0	0.0	0.0	10.7	0.1	0.0	0.0	0.0	0.0	0.0
			재활용	1,550.0	954.7	326.2	65.1	5.7	0.0	5.9	51.3	0.0	0.0	7.9	2.7	0.3	0.0	0.0	1.0	0.3	128.9	0.0
	서산시	발생량		767.7	503.3	149.7	0.0	0.0	0.0	8.3	0.0	0.0	0.0	0.0	7.3	44.8	0.6	0.0	0.2	0.0	52.3	1.2
		처리방법	매립	1.6	0.1	0.0	0.0	0.0	0.0	0.0	0.0	0.0	0.0	0.0	0.0	0.0	0.1	0.0	0.2	0.0	0.0	1.2
			소각	45.8	0.0	0.0	0.0	0.0	0.0	0.0	0.0	0.0	0.0	0.0	0.0	44.6	0.5	0.0	0.0	0.0	0.7	0.0
			재활용	720.3	503.2	149.7	0.0	0.0	0.0	8.3	0.0	0.0	0.0	0.0	7.3	0.2	0.0	0.0	0.0	0.0	51.6	0.0
	논산시	발생량		899.4	584.2	197.1	22.0	1.1	0.3	48.4	0.1	0.0	0.0	0.2	0.5	0.4	0.0	0.0	0.0	0.0	45.1	0.0
		처리방법	매립	0.0	0.0	0.0	0.0	0.0	0.0	0.0	0.0	0.0	0.0	0.0	0.0	0.0	0.0	0.0	0.0	0.0	0.0	0.0
			소각	0.1	0.0	0.0	0.0	0.0	0.0	0.0	0.0	0.0	0.0	0.0	0.0	0.1	0.0	0.0	0.0	0.0	0.0	0.0
			재활용	899.3	584.2	197.1	22.0	1.1	0.3	48.4	0.1	0.0	0.0	0.2	0.5	0.3	0.0	0.0	0.0	0.0	45.1	0.0

(단위:톤/일)

구분		발생 및 처리방법		합계	불 연 성										가 연 성				가연성 · 불연성 혼합			기타
					건설폐재류						건설오니	폐금속류	폐유리	폐타일 및 폐도자기	폐목재	폐합성수지	폐섬유	폐벽지	폐보드류	폐판넬	혼합건설폐기물	
시도	시군구				폐콘크리트	폐아스팔트콘크리트	폐벽돌	폐블럭	폐기와	건설 폐토석												
충남	계룡시	발생량		852.7	739.6	77.7	0.0	0.1	0.1	0.6	0.3	0.0	0.0	0.2	2.7	0.1	0.0	0.0	0.0	0.0	31.3	0.0
		처리방법	매립	0.0	0.0	0.0	0.0	0.0	0.0	0.0	0.0	0.0	0.0	0.0	0.0	0.0	0.0	0.0	0.0	0.0	0.0	0.0
			소각	0.1	0.0	0.0	0.0	0.0	0.0	0.0	0.0	0.0	0.0	0.0	0.1	0.0	0.0	0.0	0.0	0.0	0.0	0.0
			재활용	852.6	739.6	77.7	0.0	0.1	0.1	0.6	0.3	0.0	0.0	0.2	2.6	0.1	0.0	0.0	0.0	0.0	31.3	0.0
	당진시	발생량		1,210.2	753.7	341.6	0.0	0.0	0.0	4.6	0.9	0.1	0.0	0.0	18.5	13.8	0.8	0.0	0.2	0.0	76.0	0.0
		처리방법	매립	0.8	0.0	0.0	0.0	0.0	0.0	0.0	0.6	0.0	0.0	0.0	0.0	0.0	0.0	0.0	0.2	0.0	0.0	0.0
			소각	13.8	0.0	0.0	0.0	0.0	0.0	0.0	0.0	0.0	0.0	0.0	0.1	12.4	0.8	0.0	0.0	0.0	0.5	0.0
			재활용	1,195.6	753.7	341.6	0.0	0.0	0.0	4.6	0.3	0.1	0.0	0.0	18.4	1.4	0.0	0.0	0.0	0.0	75.5	0.0
	금산군	발생량		198.4	135.5	52.1	3.4	0.2	0.0	0.7	0.1	0.0	0.0	0.4	0.2	0.2	0.0	0.0	0.0	0.0	5.6	0.0
		처리방법	매립	0.0	0.0	0.0	0.0	0.0	0.0	0.0	0.0	0.0	0.0	0.0	0.0	0.0	0.0	0.0	0.0	0.0	0.0	0.0
			소각	0.2	0.0	0.0	0.0	0.0	0.0	0.0	0.0	0.0	0.0	0.0	0.0	0.2	0.0	0.0	0.0	0.0	0.0	0.0
			재활용	198.2	135.5	52.1	3.4	0.2	0.0	0.7	0.1	0.0	0.0	0.4	0.2	0.0	0.0	0.0	0.0	0.0	5.6	0.0
	부여군	발생량		356.9	241.3	82.9	8.0	0.7	0.0	1.7	1.2	0.0	0.0	0.0	0.0	0.3	0.0	0.0	0.0	0.1	20.7	0.0
		처리방법	매립	0.0	0.0	0.0	0.0	0.0	0.0	0.0	0.0	0.0	0.0	0.0	0.0	0.0	0.0	0.0	0.0	0.0	0.0	0.0
			소각	0.1	0.0	0.0	0.0	0.0	0.0	0.0	0.0	0.0	0.0	0.0	0.0	0.1	0.0	0.0	0.0	0.0	0.0	0.0
			재활용	356.8	241.3	82.9	8.0	0.7	0.0	1.7	1.2	0.0	0.0	0.0	0.0	0.2	0.0	0.0	0.0	0.1	20.7	0.0
	서천군	발생량		277.6	212.5	26.2	1.0	3.1	0.0	1.1	0.0	0.0	0.0	0.0	0.5	0.6	0.0	0.0	0.0	0.0	32.6	0.0
		처리방법	매립	0.0	0.0	0.0	0.0	0.0	0.0	0.0	0.0	0.0	0.0	0.0	0.0	0.0	0.0	0.0	0.0	0.0	0.0	0.0
			소각	0.6	0.0	0.0	0.0	0.0	0.0	0.0	0.0	0.0	0.0	0.0	0.0	0.6	0.0	0.0	0.0	0.0	0.0	0.0
			재활용	277.0	212.5	26.2	1.0	3.1	0.0	1.1	0.0	0.0	0.0	0.0	0.5	0.0	0.0	0.0	0.0	0.0	32.6	0.0
	청양군	발생량		385.5	310.1	43.2	0.1	3.4	0.0	1.7	0.0	0.0	0.0	0.0	0.1	0.0	0.0	0.0	0.0	0.0	26.9	0.0
		처리방법	매립	0.0	0.0	0.0	0.0	0.0	0.0	0.0	0.0	0.0	0.0	0.0	0.0	0.0	0.0	0.0	0.0	0.0	0.0	0.0
			소각	0.0	0.0	0.0	0.0	0.0	0.0	0.0	0.0	0.0	0.0	0.0	0.0	0.0	0.0	0.0	0.0	0.0	0.0	0.0
			재활용	385.5	310.1	43.2	0.1	3.4	0.0	1.7	0.0	0.0	0.0	0.0	0.1	0.0	0.0	0.0	0.0	0.0	26.9	0.0
	홍성군	발생량		763.1	463.9	179.5	12.4	2.1	0.0	5.2	0.0	0.0	0.0	0.0	3.4	4.9	0.0	0.0	0.0	0.0	91.7	0.0
		처리방법	매립	0.0	0.0	0.0	0.0	0.0	0.0	0.0	0.0	0.0	0.0	0.0	0.0	0.0	0.0	0.0	0.0	0.0	0.0	0.0
			소각	4.9	0.0	0.0	0.0	0.0	0.0	0.0	0.0	0.0	0.0	0.0	0.0	4.9	0.0	0.0	0.0	0.0	0.0	0.0
			재활용	758.2	463.9	179.5	12.4	2.1	0.0	5.2	0.0	0.0	0.0	0.0	3.4	0.0	0.0	0.0	0.0	0.0	91.7	0.0
	예산군	발생량		490.7	322.3	121.9	0.3	0.1	0.2	4.6	0.0	0.0	0.0	0.0	0.0	7.1	0.0	0.0	0.0	0.0	34.2	0.0
		처리방법	매립	0.0	0.0	0.0	0.0	0.0	0.0	0.0	0.0	0.0	0.0	0.0	0.0	0.0	0.0	0.0	0.0	0.0	0.0	0.0
			소각	6.7	0.0	0.0	0.0	0.0	0.0	0.0	0.0	0.0	0.0	0.0	0.0	6.7	0.0	0.0	0.0	0.0	0.0	0.0
			재활용	484.0	322.3	121.9	0.3	0.1	0.2	4.6	0.0	0.0	0.0	0.0	0.0	0.4	0.0	0.0	0.0	0.0	34.2	0.0
	태안군	발생량		440.9	292.7	73.2	18.4	0.8	0.0	6.1	0.8	0.0	0.0	0.0	1.6	2.2	0.0	0.0	0.0	0.0	45.1	0.0
		처리방법	매립	0.0	0.0	0.0	0.0	0.0	0.0	0.0	0.0	0.0	0.0	0.0	0.0	0.0	0.0	0.0	0.0	0.0	0.0	0.0
			소각	2.1	0.0	0.0	0.0	0.0	0.0	0.0	0.0	0.0	0.0	0.0	0.4	1.7	0.0	0.0	0.0	0.0	0.0	0.0
			재활용	438.8	292.7	73.2	18.4	0.8	0.0	6.1	0.8	0.0	0.0	0.0	1.2	0.5	0.0	0.0	0.0	0.0	45.1	0.0
전북	소계	발생량		9,256.2	6,034.6	2,131.3	135.1	17.4	0.3	123.1	33.0	0.0	0.0	0.0	11.6	62.3	0.5	0.0	0.8	0.1	705.1	1.0
		처리방법	매립	0.2	0.1	0.0	0.0	0.0	0.0	0.0	0.0	0.0	0.0	0.0	0.0	0.0	0.0	0.0	0.1	0.0	0.0	0.0
			소각	51.3	0.0	0.0	0.0	0.0	0.0	0.0	0.0	0.0	0.0	0.0	0.7	49.9	0.4	0.0	0.0	0.0	0.0	0.3
			재활용	9,204.7	6,034.5	2,131.3	135.1	17.4	0.3	123.1	33.0	0.0	0.0	0.0	10.9	12.4	0.1	0.0	0.7	0.1	705.1	0.7
	전주시	발생량		1,313.2	730.7	301.3	11.7	0.0	0.0	74.1	18.7	0.0	0.0	0.0	5.3	42.6	0.1	0.0	0.4	0.0	128.3	0.0
		처리방법	매립	0.0	0.0	0.0	0.0	0.0	0.0	0.0	0.0	0.0	0.0	0.0	0.0	0.0	0.0	0.0	0.0	0.0	0.0	0.0
			소각	34.4	0.0	0.0	0.0	0.0	0.0	0.0	0.0	0.0	0.0	0.0	0.1	34.3	0.0	0.0	0.0	0.0	0.0	0.0
			재활용	1,278.8	730.7	301.3	11.7	0.0	0.0	74.1	18.7	0.0	0.0	0.0	5.2	8.3	0.1	0.0	0.4	0.0	128.3	0.0
	군산시	발생량		1,280.8	696.5	319.7	56.7	12.0	0.1	23.0	10.8	0.0	0.0	0.0	2.4	3.9	0.4	0.0	0.0	0.0	155.3	0.0
		처리방법	매립	0.0	0.0	0.0	0.0	0.0	0.0	0.0	0.0	0.0	0.0	0.0	0.0	0.0	0.0	0.0	0.0	0.0	0.0	0.0
			소각	2.1	0.0	0.0	0.0	0.0	0.0	0.0	0.0	0.0	0.0	0.0	0.0	1.7	0.4	0.0	0.0	0.0	0.0	0.0
			재활용	1,278.7	696.5	319.7	56.7	12.0	0.1	23.0	10.8	0.0	0.0	0.0	2.4	2.2	0.0	0.0	0.0	0.0	155.3	0.0

(단위:톤/일)

구분		발생 및 처리방법		합계	불 연 성										가 연 성				가연성·불연성 혼합			기타
					건설폐재류						건설오니	폐금속류	폐유리	폐타일 및 폐도자기	폐목재	폐합성수지	폐섬유	폐벽지	폐보드류	폐판넬	혼합건설폐기물	
시도	시군구				폐콘크리트	폐아스팔트콘크리트	폐벽돌	폐블럭	폐기와	건설 폐토석												
전북	익산시	발생량		1,339.8	997.7	193.4	22.3	0.0	0.0	17.0	2.4	0.0	0.0	0.0	1.1	3.8	0.0	0.0	0.3	0.1	101.7	0.0
		처리방법	매립	0.1	0.1	0.0	0.0	0.0	0.0	0.0	0.0	0.0	0.0	0.0	0.0	0.0	0.0	0.0	0.0	0.0	0.0	0.0
			소각	3.9	0.0	0.0	0.0	0.0	0.0	0.0	0.0	0.0	0.0	0.0	0.4	3.5	0.0	0.0	0.0	0.0	0.0	0.0
			재활용	1,335.8	997.6	193.4	22.3	0.0	0.0	17.0	2.4	0.0	0.0	0.0	0.7	0.3	0.0	0.0	0.3	0.1	101.7	0.0
	정읍시	발생량		847.6	637.1	148.9	13.7	3.4	0.0	0.3	0.0	0.0	0.0	0.0	0.0	1.3	0.0	0.0	0.0	0.0	42.9	0.0
		처리방법	매립	0.0	0.0	0.0	0.0	0.0	0.0	0.0	0.0	0.0	0.0	0.0	0.0	0.0	0.0	0.0	0.0	0.0	0.0	0.0
			소각	1.3	0.0	0.0	0.0	0.0	0.0	0.0	0.0	0.0	0.0	0.0	0.0	1.3	0.0	0.0	0.0	0.0	0.0	0.0
			재활용	846.3	637.1	148.9	13.7	3.4	0.0	0.3	0.0	0.0	0.0	0.0	0.0	0.0	0.0	0.0	0.0	0.0	42.9	0.0
	남원시	발생량		501.4	357.7	111.6	1.1	0.0	0.0	0.0	0.0	0.0	0.0	0.0	0.0	0.9	0.0	0.0	0.0	0.0	30.1	0.0
		처리방법	매립	0.0	0.0	0.0	0.0	0.0	0.0	0.0	0.0	0.0	0.0	0.0	0.0	0.0	0.0	0.0	0.0	0.0	0.0	0.0
			소각	0.9	0.0	0.0	0.0	0.0	0.0	0.0	0.0	0.0	0.0	0.0	0.0	0.9	0.0	0.0	0.0	0.0	0.0	0.0
			재활용	500.5	357.7	111.6	1.1	0.0	0.0	0.0	0.0	0.0	0.0	0.0	0.0	0.0	0.0	0.0	0.0	0.0	30.1	0.0
	김제시	발생량		964.5	651.6	260.3	0.0	0.1	0.0	5.4	0.3	0.0	0.0	0.0	1.0	1.8	0.0	0.0	0.0	0.0	44.0	0.0
		처리방법	매립	0.0	0.0	0.0	0.0	0.0	0.0	0.0	0.0	0.0	0.0	0.0	0.0	0.0	0.0	0.0	0.0	0.0	0.0	0.0
			소각	0.6	0.0	0.0	0.0	0.0	0.0	0.0	0.0	0.0	0.0	0.0	0.1	0.5	0.0	0.0	0.0	0.0	0.0	0.0
			재활용	963.9	651.6	260.3	0.0	0.1	0.0	5.4	0.3	0.0	0.0	0.0	0.9	1.3	0.0	0.0	0.0	0.0	44.0	0.0
	완주군	발생량		710.9	432.7	199.3	0.0	1.6	0.0	2.8	0.6	0.0	0.0	0.0	0.5	5.9	0.0	0.0	0.1	0.0	66.5	0.9
		처리방법	매립	0.1	0.0	0.0	0.0	0.0	0.0	0.0	0.0	0.0	0.0	0.0	0.0	0.0	0.0	0.0	0.1	0.0	0.0	0.0
			소각	5.8	0.0	0.0	0.0	0.0	0.0	0.0	0.0	0.0	0.0	0.0	0.0	5.6	0.0	0.0	0.0	0.0	0.0	0.2
			재활용	705.0	432.7	199.3	0.0	1.6	0.0	2.8	0.6	0.0	0.0	0.0	0.5	0.3	0.0	0.0	0.0	0.0	66.5	0.7
	진안군	발생량		308.7	187.2	110.1	1.7	0.0	0.0	0.0	0.0	0.0	0.0	0.0	0.0	0.1	0.0	0.0	0.0	0.0	9.6	0.0
		처리방법	매립	0.0	0.0	0.0	0.0	0.0	0.0	0.0	0.0	0.0	0.0	0.0	0.0	0.0	0.0	0.0	0.0	0.0	0.0	0.0
			소각	0.1	0.0	0.0	0.0	0.0	0.0	0.0	0.0	0.0	0.0	0.0	0.0	0.1	0.0	0.0	0.0	0.0	0.0	0.0
			재활용	308.6	187.2	110.1	1.7	0.0	0.0	0.0	0.0	0.0	0.0	0.0	0.0	0.0	0.0	0.0	0.0	0.0	9.6	0.0
	무주군	발생량		405.8	210.9	143.4	0.0	0.0	0.1	0.0	0.0	0.0	0.0	0.0	1.1	1.3	0.0	0.0	0.0	0.0	49.0	0.0
		처리방법	매립	0.0	0.0	0.0	0.0	0.0	0.0	0.0	0.0	0.0	0.0	0.0	0.0	0.0	0.0	0.0	0.0	0.0	0.0	0.0
			소각	1.4	0.0	0.0	0.0	0.0	0.0	0.0	0.0	0.0	0.0	0.0	0.1	1.3	0.0	0.0	0.0	0.0	0.0	0.0
			재활용	404.4	210.9	143.4	0.0	0.0	0.1	0.0	0.0	0.0	0.0	0.0	1.0	0.0	0.0	0.0	0.0	0.0	49.0	0.0
	장수군	발생량		343.5	273.8	62.7	0.0	0.0	0.0	0.0	0.0	0.0	0.0	0.0	0.0	0.0	0.0	0.0	0.0	0.0	7.0	0.0
		처리방법	매립	0.0	0.0	0.0	0.0	0.0	0.0	0.0	0.0	0.0	0.0	0.0	0.0	0.0	0.0	0.0	0.0	0.0	0.0	0.0
			소각	0.0	0.0	0.0	0.0	0.0	0.0	0.0	0.0	0.0	0.0	0.0	0.0	0.0	0.0	0.0	0.0	0.0	0.0	0.0
			재활용	343.5	273.8	62.7	0.0	0.0	0.0	0.0	0.0	0.0	0.0	0.0	0.0	0.0	0.0	0.0	0.0	0.0	7.0	0.0
	임실군	발생량		308.4	224.3	55.5	0.3	0.3	0.0	0.0	0.2	0.0	0.0	0.0	0.1	0.2	0.0	0.0	0.0	0.0	27.5	0.0
		처리방법	매립	0.0	0.0	0.0	0.0	0.0	0.0	0.0	0.0	0.0	0.0	0.0	0.0	0.0	0.0	0.0	0.0	0.0	0.0	0.0
			소각	0.2	0.0	0.0	0.0	0.0	0.0	0.0	0.0	0.0	0.0	0.0	0.0	0.2	0.0	0.0	0.0	0.0	0.0	0.0
			재활용	308.2	224.3	55.5	0.3	0.3	0.0	0.0	0.2	0.0	0.0	0.0	0.1	0.0	0.0	0.0	0.0	0.0	27.5	0.0
	순창군	발생량		226.3	165.0	57.9	0.0	0.0	0.0	0.0	0.0	0.0	0.0	0.0	0.0	0.0	0.0	0.0	0.0	0.0	3.4	0.0
		처리방법	매립	0.0	0.0	0.0	0.0	0.0	0.0	0.0	0.0	0.0	0.0	0.0	0.0	0.0	0.0	0.0	0.0	0.0	0.0	0.0
			소각	0.0	0.0	0.0	0.0	0.0	0.0	0.0	0.0	0.0	0.0	0.0	0.0	0.0	0.0	0.0	0.0	0.0	0.0	0.0
			재활용	226.3	165.0	57.9	0.0	0.0	0.0	0.0	0.0	0.0	0.0	0.0	0.0	0.0	0.0	0.0	0.0	0.0	3.4	0.0
	고창군	발생량		329.7	248.3	62.0	0.1	0.0	0.1	0.1	0.0	0.0	0.0	0.0	0.0	0.2	0.0	0.0	0.0	0.0	18.9	0.0
		처리방법	매립	0.0	0.0	0.0	0.0	0.0	0.0	0.0	0.0	0.0	0.0	0.0	0.0	0.0	0.0	0.0	0.0	0.0	0.0	0.0
			소각	0.2	0.0	0.0	0.0	0.0	0.0	0.0	0.0	0.0	0.0	0.0	0.0	0.2	0.0	0.0	0.0	0.0	0.0	0.0
			재활용	329.5	248.3	62.0	0.1	0.0	0.1	0.1	0.0	0.0	0.0	0.0	0.0	0.0	0.0	0.0	0.0	0.0	18.9	0.0
	부안군	발생량		375.6	221.1	105.2	27.5	0.0	0.0	0.4	0.0	0.0	0.0	0.0	0.1	0.3	0.0	0.0	0.0	0.0	20.9	0.1
		처리방법	매립	0.0	0.0	0.0	0.0	0.0	0.0	0.0	0.0	0.0	0.0	0.0	0.0	0.0	0.0	0.0	0.0	0.0	0.0	0.0
			소각	0.4	0.0	0.0	0.0	0.0	0.0	0.0	0.0	0.0	0.0	0.0	0.0	0.3	0.0	0.0	0.0	0.0	0.0	0.1
			재활용	375.2	221.1	105.2	27.5	0.0	0.0	0.4	0.0	0.0	0.0	0.0	0.1	0.0	0.0	0.0	0.0	0.0	20.9	0.0

(단위:톤/일)

구분		발생 및 처리방법		합계	불 연 성										가 연 성				가연성 · 불연성 혼합			기타
					건설폐재류						건설오니	폐금속류	폐유리	폐타일 및 폐도자기	폐목재	폐합성수지	폐섬유	폐벽지	폐보드류	폐판넬	혼합건설폐기물	
시도	시군구				폐콘크리트	폐아스팔트콘크리트	폐벽돌	폐블럭	폐기와	건설 폐토석												
전남	소계	발생량		10,021.9	6,728.2	2,087.7	110.3	30.6	1.3	109.2	19.5	0.0	0.1	2.0	57.7	117.1	2.9	0.0	39.0	0.1	715.1	1.1
		처리방법	매립	62.1	0.0	0.0	0.2	3.4	0.0	3.6	1.1	0.0	0.1	1.4	0.0	0.0	2.9	0.0	38.9	0.0	9.5	1.0
			소각	79.7	0.0	0.0	0.0	0.0	0.0	0.0	0.0	0.0	0.0	0.0	5.2	62.7	0.0	0.0	0.0	0.0	11.8	0.0
			재활용	9,880.1	6,728.2	2,087.7	110.1	27.2	1.3	105.6	18.4	0.0	0.0	0.6	52.5	54.4	0.0	0.0	0.1	0.1	693.8	0.1
	목포시	발생량		649.2	314.3	74.1	0.0	0.3	0.0	31.9	10.2	0.0	0.0	0.0	12.1	38.3	0.0	0.0	14.6	0.0	153.4	0.0
		처리방법	매립	14.5	0.0	0.0	0.0	0.0	0.0	0.0	0.0	0.0	0.0	0.0	0.0	0.0	0.0	0.0	14.5	0.0	0.0	0.0
			소각	49.3	0.0	0.0	0.0	0.0	0.0	0.0	0.0	0.0	0.0	0.0	1.7	38.0	0.0	0.0	0.0	0.0	9.6	0.0
			재활용	585.4	314.3	74.1	0.0	0.3	0.0	31.9	10.2	0.0	0.0	0.0	10.4	0.3	0.0	0.0	0.1	0.0	143.8	0.0
	여수시	발생량		1,097.4	764.0	202.0	0.3	1.0	0.1	4.6	0.8	0.0	0.1	0.1	7.9	24.5	1.7	0.0	22.6	0.0	67.7	0.0
		처리방법	매립	31.4	0.0	0.0	0.2	0.0	0.0	3.3	0.8	0.0	0.1	0.1	0.0	0.0	1.7	0.0	22.6	0.0	2.6	0.0
			소각	7.3	0.0	0.0	0.0	0.0	0.0	0.0	0.0	0.0	0.0	0.0	2.3	5.0	0.0	0.0	0.0	0.0	0.0	0.0
			재활용	1,058.7	764.0	202.0	0.1	1.0	0.1	1.3	0.0	0.0	0.0	0.0	5.6	19.5	0.0	0.0	0.0	0.0	65.1	0.0
	순천시	발생량		889.7	612.9	180.8	5.6	4.9	0.5	24.0	4.1	0.0	0.0	1.3	18.7	26.3	0.0	0.0	1.4	0.1	9.1	0.0
		처리방법	매립	3.3	0.0	0.0	0.0	0.0	0.0	0.2	0.3	0.0	0.0	1.3	0.0	0.0	0.0	0.0	1.4	0.0	0.1	0.0
			소각	0.3	0.0	0.0	0.0	0.0	0.0	0.0	0.0	0.0	0.0	0.0	0.0	0.3	0.0	0.0	0.0	0.0	0.0	0.0
			재활용	886.1	612.9	180.8	5.6	4.9	0.5	23.8	3.8	0.0	0.0	0.0	18.7	26.0	0.0	0.0	0.0	0.1	9.0	0.0
	나주시	발생량		1,026.5	677.9	192.8	1.6	0.0	0.1	3.7	0.6	0.0	0.0	0.0	2.5	4.8	0.0	0.0	0.1	0.0	142.4	0.0
		처리방법	매립	0.1	0.0	0.0	0.0	0.0	0.0	0.0	0.0	0.0	0.0	0.0	0.0	0.0	0.0	0.0	0.1	0.0	0.0	0.0
			소각	4.4	0.0	0.0	0.0	0.0	0.0	0.0	0.0	0.0	0.0	0.0	0.0	4.4	0.0	0.0	0.0	0.0	0.0	0.0
			재활용	1,022.0	677.9	192.8	1.6	0.0	0.1	3.7	0.6	0.0	0.0	0.0	2.5	0.4	0.0	0.0	0.0	0.0	142.4	0.0
	광양시	발생량		682.3	467.2	131.6	2.7	4.1	0.5	31.6	0.9	0.0	0.0	0.2	12.2	11.5	1.2	0.0	0.0	0.0	18.6	0.0
		처리방법	매립	11.5	0.0	0.0	0.0	3.4	0.0	0.1	0.0	0.0	0.0	0.0	0.0	0.0	1.2	0.0	0.0	0.0	6.8	0.0
			소각	4.9	0.0	0.0	0.0	0.0	0.0	0.0	0.0	0.0	0.0	0.0	0.0	4.9	0.0	0.0	0.0	0.0	0.0	0.0
			재활용	665.9	467.2	131.6	2.7	0.7	0.5	31.5	0.9	0.0	0.0	0.2	12.2	6.6	0.0	0.0	0.0	0.0	11.8	0.0
	담양군	발생량		404.7	276.2	95.9	4.8	0.9	0.1	0.0	1.7	0.0	0.0	0.0	0.1	0.1	0.0	0.0	0.0	0.0	24.9	0.0
		처리방법	매립	0.0	0.0	0.0	0.0	0.0	0.0	0.0	0.0	0.0	0.0	0.0	0.0	0.0	0.0	0.0	0.0	0.0	0.0	0.0
			소각	0.2	0.0	0.0	0.0	0.0	0.0	0.0	0.0	0.0	0.0	0.0	0.1	0.1	0.0	0.0	0.0	0.0	0.0	0.0
			재활용	404.5	276.2	95.9	4.8	0.9	0.1	0.0	1.7	0.0	0.0	0.0	0.0	0.0	0.0	0.0	0.0	0.0	24.9	0.0
	곡성군	발생량		238.3	126.0	105.0	0.8	0.1	0.0	0.2	0.0	0.0	0.0	0.0	0.1	0.0	0.0	0.0	0.0	0.0	6.1	0.0
		처리방법	매립	0.0	0.0	0.0	0.0	0.0	0.0	0.0	0.0	0.0	0.0	0.0	0.0	0.0	0.0	0.0	0.0	0.0	0.0	0.0
			소각	0.0	0.0	0.0	0.0	0.0	0.0	0.0	0.0	0.0	0.0	0.0	0.0	0.0	0.0	0.0	0.0	0.0	0.0	0.0
			재활용	238.3	126.0	105.0	0.8	0.1	0.0	0.2	0.0	0.0	0.0	0.0	0.1	0.0	0.0	0.0	0.0	0.0	6.1	0.0
	구례군	발생량		223.6	166.8	34.1	0.0	2.7	0.0	0.2	0.9	0.0	0.0	0.0	0.4	0.5	0.0	0.0	0.0	0.0	18.0	0.0
		처리방법	매립	0.0	0.0	0.0	0.0	0.0	0.0	0.0	0.0	0.0	0.0	0.0	0.0	0.0	0.0	0.0	0.0	0.0	0.0	0.0
			소각	0.3	0.0	0.0	0.0	0.0	0.0	0.0	0.0	0.0	0.0	0.0	0.3	0.0	0.0	0.0	0.0	0.0	0.0	0.0
			재활용	223.3	166.8	34.1	0.0	2.7	0.0	0.2	0.9	0.0	0.0	0.0	0.1	0.5	0.0	0.0	0.0	0.0	18.0	0.0
	고흥군	발생량		344.8	223.6	101.3	0.9	1.6	0.0	0.2	0.0	0.0	0.0	0.0	0.1	0.5	0.0	0.0	0.0	0.0	16.6	0.0
		처리방법	매립	0.0	0.0	0.0	0.0	0.0	0.0	0.0	0.0	0.0	0.0	0.0	0.0	0.0	0.0	0.0	0.0	0.0	0.0	0.0
			소각	0.2	0.0	0.0	0.0	0.0	0.0	0.0	0.0	0.0	0.0	0.0	0.0	0.2	0.0	0.0	0.0	0.0	0.0	0.0
			재활용	344.6	223.6	101.3	0.9	1.6	0.0	0.2	0.0	0.0	0.0	0.0	0.1	0.3	0.0	0.0	0.0	0.0	16.6	0.0
	보성군	발생량		385.1	267.9	63.4	19.1	0.1	0.0	0.2	0.0	0.0	0.0	0.0	0.2	0.6	0.0	0.0	0.0	0.0	33.6	0.0
		처리방법	매립	0.0	0.0	0.0	0.0	0.0	0.0	0.0	0.0	0.0	0.0	0.0	0.0	0.0	0.0	0.0	0.0	0.0	0.0	0.0
			소각	0.7	0.0	0.0	0.0	0.0	0.0	0.0	0.0	0.0	0.0	0.0	0.2	0.5	0.0	0.0	0.0	0.0	0.0	0.0
			재활용	384.4	267.9	63.4	19.1	0.1	0.0	0.2	0.0	0.0	0.0	0.0	0.0	0.1	0.0	0.0	0.0	0.0	33.6	0.0
	화순군	발생량		352.7	236.9	75.9	21.8	1.4	0.0	0.0	0.0	0.0	0.0	0.2	0.4	0.2	0.0	0.0	0.0	0.0	14.9	1.0
		처리방법	매립	1.0	0.0	0.0	0.0	0.0	0.0	0.0	0.0	0.0	0.0	0.0	0.0	0.0	0.0	0.0	0.0	0.0	0.0	1.0
			소각	0.4	0.0	0.0	0.0	0.0	0.0	0.0	0.0	0.0	0.0	0.0	0.1	0.2	0.0	0.0	0.0	0.0	0.1	0.0
			재활용	351.3	236.9	75.9	21.8	1.4	0.0	0.0	0.0	0.0	0.0	0.2	0.3	0.0	0.0	0.0	0.0	0.0	14.8	0.0

(단위:톤/일)

구분		발생 및 처리방법		합계	불 연 성										가 연 성				가연성·불연성 혼합			기타
					건설폐재류						건설오니	폐금속류	폐유리	폐타일 및 폐도자기	폐목재	폐합성수지	폐섬유	폐벽지	폐보드류	폐판넬	혼합건설폐기물	
시도	시군구				폐콘크리트	폐아스팔트콘크리트	폐벽돌	폐블럭	폐기와	건설 폐토석												
전남	장흥군	발생량		359.7	252.8	90.4	0.8	0.0	0.0	0.3	0.1	0.0	0.0	0.0	0.4	0.7	0.0	0.0	0.0	0.0	14.2	0.0
		처리방법	매립	0.0	0.0	0.0	0.0	0.0	0.0	0.0	0.0	0.0	0.0	0.0	0.0	0.0	0.0	0.0	0.0	0.0	0.0	0.0
			소각	0.8	0.0	0.0	0.0	0.0	0.0	0.0	0.0	0.0	0.0	0.0	0.1	0.7	0.0	0.0	0.0	0.0	0.0	0.0
			재활용	358.9	252.8	90.4	0.8	0.0	0.0	0.3	0.1	0.0	0.0	0.0	0.3	0.0	0.0	0.0	0.0	0.0	14.2	0.0
	강진군	발생량		146.8	109.1	26.3	0.7	0.0	0.0	0.2	0.0	0.0	0.0	0.0	0.0	0.2	0.0	0.0	0.0	0.0	10.3	0.0
		처리방법	매립	0.0	0.0	0.0	0.0	0.0	0.0	0.0	0.0	0.0	0.0	0.0	0.0	0.0	0.0	0.0	0.0	0.0	0.0	0.0
			소각	0.9	0.0	0.0	0.0	0.0	0.0	0.0	0.0	0.0	0.0	0.0	0.0	0.0	0.0	0.0	0.0	0.0	0.9	0.0
			재활용	145.9	109.1	26.3	0.7	0.0	0.0	0.2	0.0	0.0	0.0	0.0	0.0	0.2	0.0	0.0	0.0	0.0	9.4	0.0
	해남군	발생량		327.2	264.0	39.5	2.6	0.0	0.0	0.3	0.0	0.0	0.0	0.0	0.4	0.2	0.0	0.0	0.0	0.0	20.2	0.0
		처리방법	매립	0.0	0.0	0.0	0.0	0.0	0.0	0.0	0.0	0.0	0.0	0.0	0.0	0.0	0.0	0.0	0.0	0.0	0.0	0.0
			소각	0.2	0.0	0.0	0.0	0.0	0.0	0.0	0.0	0.0	0.0	0.0	0.0	0.2	0.0	0.0	0.0	0.0	0.0	0.0
			재활용	327.0	264.0	39.5	2.6	0.0	0.0	0.3	0.0	0.0	0.0	0.0	0.4	0.0	0.0	0.0	0.0	0.0	20.2	0.0
	영암군	발생량		410.2	234.2	152.2	0.1	0.0	0.0	0.0	0.0	0.0	0.0	0.1	0.2	1.0	0.0	0.0	0.0	0.0	22.4	0.0
		처리방법	매립	0.0	0.0	0.0	0.0	0.0	0.0	0.0	0.0	0.0	0.0	0.0	0.0	0.0	0.0	0.0	0.0	0.0	0.0	0.0
			소각	0.7	0.0	0.0	0.0	0.0	0.0	0.0	0.0	0.0	0.0	0.0	0.0	0.7	0.0	0.0	0.0	0.0	0.0	0.0
			재활용	409.5	234.2	152.2	0.1	0.0	0.0	0.0	0.0	0.0	0.0	0.1	0.2	0.3	0.0	0.0	0.0	0.0	22.4	0.0
	무안군	발생량		332.5	198.0	98.1	2.7	0.0	0.0	2.2	0.0	0.0	0.0	0.0	0.4	4.9	0.0	0.0	0.3	0.0	25.9	0.0
		처리방법	매립	0.3	0.0	0.0	0.0	0.0	0.0	0.0	0.0	0.0	0.0	0.0	0.0	0.0	0.0	0.0	0.3	0.0	0.0	0.0
			소각	6.2	0.0	0.0	0.0	0.0	0.0	0.0	0.0	0.0	0.0	0.0	0.3	4.8	0.0	0.0	0.0	0.0	1.1	0.0
			재활용	326.0	198.0	98.1	2.7	0.0	0.0	2.2	0.0	0.0	0.0	0.0	0.1	0.1	0.0	0.0	0.0	0.0	24.8	0.0
	함평군	발생량		244.8	164.3	64.2	0.5	0.0	0.0	0.1	0.0	0.0	0.0	0.0	0.9	0.2	0.0	0.0	0.0	0.0	14.5	0.1
		처리방법	매립	0.0	0.0	0.0	0.0	0.0	0.0	0.0	0.0	0.0	0.0	0.0	0.0	0.0	0.0	0.0	0.0	0.0	0.0	0.0
			소각	0.3	0.0	0.0	0.0	0.0	0.0	0.0	0.0	0.0	0.0	0.0	0.1	0.2	0.0	0.0	0.0	0.0	0.0	0.0
			재활용	244.5	164.3	64.2	0.5	0.0	0.0	0.1	0.0	0.0	0.0	0.0	0.8	0.0	0.0	0.0	0.0	0.0	14.5	0.1
	영광군	발생량		514.2	359.0	65.0	38.6	4.7	0.0	1.1	0.2	0.0	0.0	0.0	0.3	1.6	0.0	0.0	0.0	0.0	43.7	0.0
		처리방법	매립	0.0	0.0	0.0	0.0	0.0	0.0	0.0	0.0	0.0	0.0	0.0	0.0	0.0	0.0	0.0	0.0	0.0	0.0	0.0
			소각	1.6	0.0	0.0	0.0	0.0	0.0	0.0	0.0	0.0	0.0	0.0	0.0	1.6	0.0	0.0	0.0	0.0	0.0	0.0
			재활용	512.6	359.0	65.0	38.6	4.7	0.0	1.1	0.2	0.0	0.0	0.0	0.3	0.0	0.0	0.0	0.0	0.0	43.7	0.0
	장성군	발생량		611.5	432.0	137.8	3.2	6.6	0.0	6.5	0.0	0.0	0.0	0.1	0.0	0.4	0.0	0.0	0.0	0.0	24.9	0.0
		처리방법	매립	0.0	0.0	0.0	0.0	0.0	0.0	0.0	0.0	0.0	0.0	0.0	0.0	0.0	0.0	0.0	0.0	0.0	0.0	0.0
			소각	0.5	0.0	0.0	0.0	0.0	0.0	0.0	0.0	0.0	0.0	0.0	0.0	0.4	0.0	0.0	0.0	0.0	0.1	0.0
			재활용	611.0	432.0	137.8	3.2	6.6	0.0	6.5	0.0	0.0	0.0	0.1	0.0	0.0	0.0	0.0	0.0	0.0	24.8	0.0
	완도군	발생량		348.5	263.2	72.3	3.1	0.2	0.0	0.0	0.0	0.0	0.0	0.0	0.0	0.0	0.0	0.0	0.0	0.0	9.7	0.0
		처리방법	매립	0.0	0.0	0.0	0.0	0.0	0.0	0.0	0.0	0.0	0.0	0.0	0.0	0.0	0.0	0.0	0.0	0.0	0.0	0.0
			소각	0.0	0.0	0.0	0.0	0.0	0.0	0.0	0.0	0.0	0.0	0.0	0.0	0.0	0.0	0.0	0.0	0.0	0.0	0.0
			재활용	348.5	263.2	72.3	3.1	0.2	0.0	0.0	0.0	0.0	0.0	0.0	0.0	0.0	0.0	0.0	0.0	0.0	9.7	0.0
	진도군	발생량		320.5	231.9	74.9	0.1	1.1	0.0	0.0	0.0	0.0	0.0	0.0	0.0	0.0	0.0	0.0	0.0	0.0	12.5	0.0
		처리방법	매립	0.0	0.0	0.0	0.0	0.0	0.0	0.0	0.0	0.0	0.0	0.0	0.0	0.0	0.0	0.0	0.0	0.0	0.0	0.0
			소각	0.0	0.0	0.0	0.0	0.0	0.0	0.0	0.0	0.0	0.0	0.0	0.0	0.0	0.0	0.0	0.0	0.0	0.0	0.0
			재활용	320.5	231.9	74.9	0.1	1.1	0.0	0.0	0.0	0.0	0.0	0.0	0.0	0.0	0.0	0.0	0.0	0.0	12.5	0.0
	신안군	발생량		111.7	86.0	10.1	0.3	0.9	0.0	1.9	0.0	0.0	0.0	0.0	0.4	0.6	0.0	0.0	0.0	0.0	11.5	0.0
		처리방법	매립	0.0	0.0	0.0	0.0	0.0	0.0	0.0	0.0	0.0	0.0	0.0	0.0	0.0	0.0	0.0	0.0	0.0	0.0	0.0
			소각	0.5	0.0	0.0	0.0	0.0	0.0	0.0	0.0	0.0	0.0	0.0	0.0	0.5	0.0	0.0	0.0	0.0	0.0	0.0
			재활용	111.2	86.0	10.1	0.3	0.9	0.0	1.9	0.0	0.0	0.0	0.0	0.4	0.1	0.0	0.0	0.0	0.0	11.5	0.0
경북	소계	발생량		14,832.3	10,246.6	2,821.5	109.8	76.3	24.0	377.6	77.8	0.0	1.3	1.2	22.7	122.3	0.6	0.0	9.9	0.8	933.9	6.0
		처리방법	매립	165.5	0.1	0.0	0.1	0.0	0.2	110.9	24.3	0.0	1.1	0.6	0.0	0.0	0.5	0.0	9.5	0.8	11.9	5.5
			소각	105.4	0.0	0.0	0.0	0.0	0.0	0.0	0.0	0.0	0.0	0.0	4.2	99.8	0.1	0.0	0.0	0.0	1.3	0.0
			재활용	14,561.4	10,246.5	2,821.5	109.7	76.3	23.8	266.7	53.5	0.0	0.2	0.6	18.5	22.5	0.0	0.0	0.4	0.0	920.7	0.5

(단위:톤/일)

구분		발생 및 처리방법		합계	불 연 성										가 연 성				가연성 · 불연성 혼합			기타
					건설폐재류						건설오니	폐금속류	폐유리	폐타일 및 폐도자기	폐목재	폐합성수지	폐섬유	폐벽지	폐보드류	폐판넬	혼합건설폐기물	
시도	시군구				폐콘크리트	폐아스팔트콘크리트	폐벽돌	폐블럭	폐기와	건설 폐토석												
경북	포항시	발생량		2,807.4	1,839.8	450.3	3.6	0.2	0.2	324.7	53.8	0.0	0.1	0.0	5.6	20.8	0.5	0.0	1.3	0.0	106.2	0.3
		처리방법	매립	131.8	0.1	0.0	0.0	0.0	0.2	98.7	21.3	0.0	0.1	0.0	0.0	0.0	0.5	0.0	1.3	0.0	9.6	0.0
			소각	14.0	0.0	0.0	0.0	0.0	0.0	0.0	0.0	0.0	0.0	0.0	2.0	10.8	0.0	0.0	0.0	0.0	1.2	0.0
			재활용	2,661.6	1,839.7	450.3	3.6	0.2	0.0	226.0	32.5	0.0	0.0	0.0	3.6	10.0	0.0	0.0	0.0	0.0	95.4	0.3
	경주시	발생량		1,304.9	1,068.4	142.4	6.5	0.7	0.7	6.4	16.6	0.0	0.1	0.1	4.2	9.9	0.0	0.0	1.1	0.0	43.4	4.4
		처리방법	매립	7.8	0.0	0.0	0.0	0.0	0.0	0.0	0.7	0.0	0.1	0.1	0.0	0.0	0.0	0.0	1.1	0.0	1.4	4.4
			소각	5.8	0.0	0.0	0.0	0.0	0.0	0.0	0.0	0.0	0.0	0.0	0.4	5.4	0.0	0.0	0.0	0.0	0.0	0.0
			재활용	1,291.3	1,068.4	142.4	6.5	0.7	0.7	6.4	15.9	0.0	0.0	0.0	3.8	4.5	0.0	0.0	0.0	0.0	42.0	0.0
	김천시	발생량		780.7	577.7	142.5	1.8	0.4	0.0	10.6	1.3	0.0	0.0	0.0	1.9	4.8	0.0	0.0	0.5	0.0	39.2	0.0
		처리방법	매립	1.4	0.0	0.0	0.0	0.0	0.0	0.0	0.9	0.0	0.0	0.0	0.0	0.0	0.0	0.0	0.5	0.0	0.0	0.0
			소각	4.5	0.0	0.0	0.0	0.0	0.0	0.0	0.0	0.0	0.0	0.0	0.1	4.4	0.0	0.0	0.0	0.0	0.0	0.0
			재활용	774.8	577.7	142.5	1.8	0.4	0.0	10.6	0.4	0.0	0.0	0.0	1.8	0.4	0.0	0.0	0.0	0.0	39.2	0.0
	안동시	발생량		724.1	398.5	227.1	5.8	2.3	0.1	2.9	3.7	0.0	0.0	0.2	5.0	3.6	0.0	0.0	0.1	0.0	74.8	0.0
		처리방법	매립	0.1	0.0	0.0	0.0	0.0	0.0	0.0	0.0	0.0	0.0	0.0	0.0	0.0	0.0	0.0	0.1	0.0	0.0	0.0
			소각	3.7	0.0	0.0	0.0	0.0	0.0	0.0	0.0	0.0	0.0	0.0	0.1	3.6	0.0	0.0	0.0	0.0	0.0	0.0
			재활용	720.3	398.5	227.1	5.8	2.3	0.1	2.9	3.7	0.0	0.0	0.2	4.9	0.0	0.0	0.0	0.0	0.0	74.8	0.0
	구미시	발생량		1,360.1	1,011.5	202.1	18.3	2.1	0.1	1.1	0.0	0.0	0.3	0.3	1.3	9.0	0.1	0.0	4.6	0.8	107.3	1.2
		처리방법	매립	8.0	0.0	0.0	0.1	0.0	0.0	0.6	0.0	0.0	0.3	0.3	0.0	0.0	0.0	0.0	4.6	0.8	0.2	1.1
			소각	7.5	0.0	0.0	0.0	0.0	0.0	0.0	0.0	0.0	0.0	0.0	0.2	7.1	0.1	0.0	0.0	0.0	0.1	0.0
			재활용	1,344.6	1,011.5	202.1	18.2	2.1	0.1	0.5	0.0	0.0	0.0	0.0	1.1	1.9	0.0	0.0	0.0	0.0	107.0	0.1
	영주시	발생량		625.8	381.3	148.3	9.6	0.7	0.6	4.0	0.0	0.0	0.0	0.3	0.3	0.6	0.0	0.0	0.0	0.0	80.1	0.0
		처리방법	매립	0.0	0.0	0.0	0.0	0.0	0.0	0.0	0.0	0.0	0.0	0.0	0.0	0.0	0.0	0.0	0.0	0.0	0.0	0.0
			소각	0.6	0.0	0.0	0.0	0.0	0.0	0.0	0.0	0.0	0.0	0.0	0.0	0.6	0.0	0.0	0.0	0.0	0.0	0.0
			재활용	625.2	381.3	148.3	9.6	0.7	0.6	4.0	0.0	0.0	0.0	0.3	0.3	0.0	0.0	0.0	0.0	0.0	80.1	0.0
	영천시	발생량		766.0	485.9	138.2	10.6	0.3	0.1	1.3	0.2	0.0	0.1	0.0	0.3	38.6	0.0	0.0	0.0	0.0	90.4	0.0
		처리방법	매립	0.6	0.0	0.0	0.0	0.0	0.0	0.3	0.2	0.0	0.1	0.0	0.0	0.0	0.0	0.0	0.0	0.0	0.0	0.0
			소각	36.3	0.0	0.0	0.0	0.0	0.0	0.0	0.0	0.0	0.0	0.0	0.0	36.3	0.0	0.0	0.0	0.0	0.0	0.0
			재활용	729.1	485.9	138.2	10.6	0.3	0.1	1.0	0.0	0.0	0.0	0.0	0.3	2.3	0.0	0.0	0.0	0.0	90.4	0.0
	상주시	발생량		690.3	451.7	163.4	1.5	0.8	0.0	10.7	0.7	0.0	0.0	0.0	0.6	2.8	0.0	0.0	0.4	0.0	57.7	0.0
		처리방법	매립	10.5	0.0	0.0	0.0	0.0	0.0	10.4	0.0	0.0	0.0	0.0	0.0	0.0	0.0	0.0	0.1	0.0	0.0	0.0
			소각	2.3	0.0	0.0	0.0	0.0	0.0	0.0	0.0	0.0	0.0	0.0	0.1	2.2	0.0	0.0	0.0	0.0	0.0	0.0
			재활용	677.5	451.7	163.4	1.5	0.8	0.0	0.3	0.7	0.0	0.0	0.0	0.5	0.6	0.0	0.0	0.3	0.0	57.7	0.0
	문경시	발생량		392.5	267.7	73.2	13.5	1.1	0.2	0.6	0.1	0.0	0.0	0.0	0.0	2.4	0.0	0.0	0.0	0.0	33.7	0.0
		처리방법	매립	0.0	0.0	0.0	0.0	0.0	0.0	0.0	0.0	0.0	0.0	0.0	0.0	0.0	0.0	0.0	0.0	0.0	0.0	0.0
			소각	2.4	0.0	0.0	0.0	0.0	0.0	0.0	0.0	0.0	0.0	0.0	0.0	2.4	0.0	0.0	0.0	0.0	0.0	0.0
			재활용	390.1	267.7	73.2	13.5	1.1	0.2	0.6	0.1	0.0	0.0	0.0	0.0	0.0	0.0	0.0	0.0	0.0	33.7	0.0
	경산시	발생량		535.7	378.5	121.9	2.8	1.6	0.3	0.1	0.0	0.0	0.2	0.1	1.1	1.5	0.0	0.0	0.7	0.0	26.8	0.1
		처리방법	매립	0.9	0.0	0.0	0.0	0.0	0.0	0.0	0.0	0.0	0.2	0.1	0.0	0.0	0.0	0.0	0.6	0.0	0.0	0.0
			소각	0.2	0.0	0.0	0.0	0.0	0.0	0.0	0.0	0.0	0.0	0.0	0.1	0.1	0.0	0.0	0.0	0.0	0.0	0.0
			재활용	534.6	378.5	121.9	2.8	1.6	0.3	0.1	0.0	0.0	0.0	0.0	1.0	1.4	0.0	0.0	0.1	0.0	26.8	0.1
	군위군	발생량		229.7	162.7	57.4	0.5	0.1	0.0	0.0	0.0	0.0	0.0	0.0	0.0	0.3	0.0	0.0	0.1	0.0	8.6	0.0
		처리방법	매립	0.1	0.0	0.0	0.0	0.0	0.0	0.0	0.0	0.0	0.0	0.0	0.0	0.0	0.0	0.0	0.1	0.0	0.0	0.0
			소각	0.0	0.0	0.0	0.0	0.0	0.0	0.0	0.0	0.0	0.0	0.0	0.0	0.0	0.0	0.0	0.0	0.0	0.0	0.0
			재활용	229.6	162.7	57.4	0.5	0.1	0.0	0.0	0.0	0.0	0.0	0.0	0.0	0.3	0.0	0.0	0.0	0.0	8.6	0.0
	의성군	발생량		440.3	336.2	70.2	0.5	2.0	0.1	0.2	0.0	0.0	0.0	0.0	0.3	1.0	0.0	0.0	0.0	0.0	29.8	0.0
		처리방법	매립	0.0	0.0	0.0	0.0	0.0	0.0	0.0	0.0	0.0	0.0	0.0	0.0	0.0	0.0	0.0	0.0	0.0	0.0	0.0
			소각	0.9	0.0	0.0	0.0	0.0	0.0	0.0	0.0	0.0	0.0	0.0	0.1	0.8	0.0	0.0	0.0	0.0	0.0	0.0
			재활용	439.4	336.2	70.2	0.5	2.0	0.1	0.2	0.0	0.0	0.0	0.0	0.2	0.2	0.0	0.0	0.0	0.0	29.8	0.0

(단위:톤/일)

구분		발생 및 처리방법		합계	불 연 성										가 연 성				가연성·불연성 혼합			기타
					건설폐재류						건설오니	폐금속류	폐유리	폐타일 및 폐도자기	폐목재	폐합성수지	폐섬유	폐벽지	폐보드류	폐판넬	혼합건설폐기물	
시도	시군구				폐콘크리트	폐아스팔트콘크리트	폐벽돌	폐블럭	폐기와	건설 폐토석												
경북	청송군	발생량		239.3	179.3	47.6	3.4	0.1	0.0	0.0	0.1	0.0	0.0	0.0	0.0	0.6	0.0	0.0	0.0	0.0	8.2	0.0
		처리방법	매립	0.0	0.0	0.0	0.0	0.0	0.0	0.0	0.0	0.0	0.0	0.0	0.0	0.0	0.0	0.0	0.0	0.0	0.0	0.0
			소각	0.6	0.0	0.0	0.0	0.0	0.0	0.0	0.0	0.0	0.0	0.0	0.0	0.6	0.0	0.0	0.0	0.0	0.0	0.0
			재활용	238.7	179.3	47.6	3.4	0.1	0.0	0.0	0.1	0.0	0.0	0.0	0.0	0.0	0.0	0.0	0.0	0.0	8.2	0.0
	영양군	발생량		184.9	156.3	15.7	1.0	0.3	0.1	0.0	0.0	0.0	0.0	0.0	0.0	0.4	0.0	0.0	0.1	0.0	11.0	0.0
		처리방법	매립	0.1	0.0	0.0	0.0	0.0	0.0	0.0	0.0	0.0	0.0	0.0	0.0	0.0	0.0	0.0	0.1	0.0	0.0	0.0
			소각	0.4	0.0	0.0	0.0	0.0	0.0	0.0	0.0	0.0	0.0	0.0	0.0	0.4	0.0	0.0	0.0	0.0	0.0	0.0
			재활용	184.4	156.3	15.7	1.0	0.3	0.1	0.0	0.0	0.0	0.0	0.0	0.0	0.0	0.0	0.0	0.0	0.0	11.0	0.0
	영덕군	발생량		561.5	249.8	285.1	8.0	0.2	0.1	0.0	0.1	0.0	0.0	0.0	0.5	0.5	0.0	0.0	0.0	0.0	17.2	0.0
		처리방법	매립	0.0	0.0	0.0	0.0	0.0	0.0	0.0	0.0	0.0	0.0	0.0	0.0	0.0	0.0	0.0	0.0	0.0	0.0	0.0
			소각	0.3	0.0	0.0	0.0	0.0	0.0	0.0	0.0	0.0	0.0	0.0	0.1	0.2	0.0	0.0	0.0	0.0	0.0	0.0
			재활용	561.2	249.8	285.1	8.0	0.2	0.1	0.0	0.1	0.0	0.0	0.0	0.4	0.3	0.0	0.0	0.0	0.0	17.2	0.0
	청도군	발생량		336.3	234.6	65.2	0.1	0.1	0.0	13.8	0.0	0.0	0.0	0.0	0.0	0.3	0.0	0.0	0.0	0.0	22.2	0.0
		처리방법	매립	0.0	0.0	0.0	0.0	0.0	0.0	0.0	0.0	0.0	0.0	0.0	0.0	0.0	0.0	0.0	0.0	0.0	0.0	0.0
			소각	0.3	0.0	0.0	0.0	0.0	0.0	0.0	0.0	0.0	0.0	0.0	0.0	0.3	0.0	0.0	0.0	0.0	0.0	0.0
			재활용	336.0	234.6	65.2	0.1	0.1	0.0	13.8	0.0	0.0	0.0	0.0	0.0	0.0	0.0	0.0	0.0	0.0	22.2	0.0
	고령군	발생량		245.2	185.1	53.0	0.6	1.5	0.1	0.0	0.1	0.0	0.1	0.1	0.0	0.0	0.0	0.0	0.0	0.0	4.6	0.0
		처리방법	매립	0.3	0.0	0.0	0.0	0.0	0.0	0.0	0.1	0.0	0.1	0.1	0.0	0.0	0.0	0.0	0.0	0.0	0.0	0.0
			소각	0.0	0.0	0.0	0.0	0.0	0.0	0.0	0.0	0.0	0.0	0.0	0.0	0.0	0.0	0.0	0.0	0.0	0.0	0.0
			재활용	244.9	185.1	53.0	0.6	1.5	0.1	0.0	0.0	0.0	0.0	0.0	0.0	0.0	0.0	0.0	0.0	0.0	4.6	0.0
	성주군	발생량		402.6	310.6	69.0	0.1	0.2	0.0	0.8	0.0	0.0	0.0	0.0	0.1	0.6	0.0	0.0	0.2	0.0	21.0	0.0
		처리방법	매립	1.0	0.0	0.0	0.0	0.0	0.0	0.8	0.0	0.0	0.0	0.0	0.0	0.0	0.0	0.0	0.2	0.0	0.0	0.0
			소각	0.4	0.0	0.0	0.0	0.0	0.0	0.0	0.0	0.0	0.0	0.0	0.0	0.4	0.0	0.0	0.0	0.0	0.0	0.0
			재활용	401.2	310.6	69.0	0.1	0.2	0.0	0.0	0.0	0.0	0.0	0.0	0.1	0.2	0.0	0.0	0.0	0.0	21.0	0.0
	칠곡군	발생량		577.8	396.7	142.3	7.1	2.2	0.0	0.0	0.1	0.0	0.0	0.0	0.5	1.0	0.0	0.0	0.6	0.0	27.3	0.0
		처리방법	매립	0.7	0.0	0.0	0.0	0.0	0.0	0.0	0.1	0.0	0.0	0.0	0.0	0.0	0.0	0.0	0.6	0.0	0.0	0.0
			소각	1.1	0.0	0.0	0.0	0.0	0.0	0.0	0.0	0.0	0.0	0.0	0.1	1.0	0.0	0.0	0.0	0.0	0.0	0.0
			재활용	576.0	396.7	142.3	7.1	2.2	0.0	0.0	0.0	0.0	0.0	0.0	0.4	0.0	0.0	0.0	0.0	0.0	27.3	0.0
	예천군	발생량		703.9	471.2	105.2	11.3	53.1	21.3	0.0	0.0	0.0	0.3	0.0	0.0	0.2	0.0	0.0	0.0	0.0	41.3	0.0
		처리방법	매립	0.1	0.0	0.0	0.0	0.0	0.0	0.0	0.0	0.0	0.1	0.0	0.0	0.0	0.0	0.0	0.0	0.0	0.0	0.0
			소각	0.2	0.0	0.0	0.0	0.0	0.0	0.0	0.0	0.0	0.0	0.0	0.0	0.2	0.0	0.0	0.0	0.0	0.0	0.0
			재활용	703.6	471.2	105.2	11.3	53.1	21.3	0.0	0.0	0.0	0.2	0.0	0.0	0.0	0.0	0.0	0.0	0.0	41.3	0.0
	봉화군	발생량		405.1	308.4	49.5	0.0	1.0	0.0	0.3	0.0	0.0	0.0	0.1	0.3	0.1	0.0	0.0	0.0	0.0	45.4	0.0
		처리방법	매립	0.0	0.0	0.0	0.0	0.0	0.0	0.0	0.0	0.0	0.0	0.0	0.0	0.0	0.0	0.0	0.0	0.0	0.0	0.0
			소각	0.4	0.0	0.0	0.0	0.0	0.0	0.0	0.0	0.0	0.0	0.0	0.3	0.1	0.0	0.0	0.0	0.0	0.0	0.0
			재활용	404.7	308.4	49.5	0.0	1.0	0.0	0.3	0.0	0.0	0.0	0.1	0.0	0.0	0.0	0.0	0.0	0.0	45.4	0.0
	울진군	발생량		441.8	319.9	51.9	2.6	4.6	0.0	0.1	1.0	0.0	0.1	0.0	0.7	23.1	0.0	0.0	0.2	0.0	37.6	0.0
		처리방법	매립	2.1	0.0	0.0	0.0	0.0	0.0	0.1	1.0	0.0	0.1	0.0	0.0	0.0	0.0	0.0	0.2	0.0	0.7	0.0
			소각	23.3	0.0	0.0	0.0	0.0	0.0	0.0	0.0	0.0	0.0	0.0	0.6	22.7	0.0	0.0	0.0	0.0	0.0	0.0
			재활용	416.4	319.9	51.9	2.6	4.6	0.0	0.0	0.0	0.0	0.0	0.0	0.1	0.4	0.0	0.0	0.0	0.0	36.9	0.0
	울릉군	발생량		76.4	74.8	0.0	0.6	0.7	0.0	0.0	0.0	0.0	0.0	0.0	0.0	0.2	0.0	0.0	0.0	0.0	0.1	0.0
		처리방법	매립	0.0	0.0	0.0	0.0	0.0	0.0	0.0	0.0	0.0	0.0	0.0	0.0	0.0	0.0	0.0	0.0	0.0	0.0	0.0
			소각	0.2	0.0	0.0	0.0	0.0	0.0	0.0	0.0	0.0	0.0	0.0	0.0	0.2	0.0	0.0	0.0	0.0	0.0	0.0
			재활용	76.2	74.8	0.0	0.6	0.7	0.0	0.0	0.0	0.0	0.0	0.0	0.0	0.0	0.0	0.0	0.0	0.0	0.1	0.0
경남	소계	발생량		14,199.1	9,250.9	3,266.5	146.7	143.9	1.5	268.0	13.3	0.0	0.2	1.8	34.2	283.5	0.2	0.0	9.7	0.0	777.4	1.3
		처리방법	매립	30.7	0.0	0.0	0.0	0.0	0.0	3.7	0.3	0.0	0.2	0.3	0.0	0.0	0.1	0.0	7.7	0.0	17.1	1.3
			소각	69.6	0.0	0.0	0.0	0.0	0.0	0.0	0.0	0.0	0.0	0.0	1.9	67.4	0.0	0.0	0.0	0.0	0.3	0.0
			재활용	14,098.8	9,250.9	3,266.5	146.7	143.9	1.5	264.3	13.0	0.0	0.0	1.5	32.3	216.1	0.1	0.0	2.0	0.0	760.0	0.0

(단위:톤/일)

구분		발생 및 처리방법		합계	불 연 성										가 연 성				가연성 · 불연성 혼합			기타
					건설폐재류						건설오니	폐금속류	폐유리	폐타일 및 폐도자기	폐목재	폐합성수지	폐섬유	폐벽지	폐보드류	폐판넬	혼합건설폐기물	
시도	시군구				폐콘크리트	폐아스팔트콘크리트	폐벽돌	폐블럭	폐기와	건설 폐토석												
경남	창원시	발생량		3,334.0	2,021.2	891.6	25.2	20.5	0.1	95.8	0.4	0.0	0.1	0.1	9.0	57.0	0.2	0.0	4.4	0.0	208.4	0.0
		처리방법	매립	8.6	0.0	0.0	0.0	0.0	0.0	3.7	0.2	0.0	0.1	0.1	0.0	0.0	0.1	0.0	4.4	0.0	0.0	0.0
			소각	45.0	0.0	0.0	0.0	0.0	0.0	0.0	0.0	0.0	0.0	0.0	0.3	44.6	0.0	0.0	0.0	0.0	0.1	0.0
			재활용	3,280.4	2,021.2	891.6	25.2	20.5	0.1	92.1	0.2	0.0	0.0	0.0	8.7	12.4	0.1	0.0	0.0	0.0	208.3	0.0
	진주시	발생량		1,297.5	828.3	342.3	18.6	14.2	0.3	1.1	4.9	0.0	0.1	1.4	14.2	14.5	0.0	0.0	2.5	0.0	54.8	0.3
		처리방법	매립	2.0	0.0	0.0	0.0	0.0	0.0	0.0	0.0	0.0	0.1	0.0	0.0	0.0	0.0	0.0	1.6	0.0	0.0	0.3
			소각	6.5	0.0	0.0	0.0	0.0	0.0	0.0	0.0	0.0	0.0	0.0	0.1	6.4	0.0	0.0	0.0	0.0	0.0	0.0
			재활용	1,289.0	828.3	342.3	18.6	14.2	0.3	1.1	4.9	0.0	0.0	1.4	14.1	8.1	0.0	0.0	0.9	0.0	54.8	0.0
	통영시	발생량		529.0	352.6	120.1	5.6	0.1	0.0	6.9	0.0	0.0	0.0	0.0	0.4	4.4	0.0	0.0	0.1	0.0	38.8	0.0
		처리방법	매립	0.1	0.0	0.0	0.0	0.0	0.0	0.0	0.0	0.0	0.0	0.0	0.0	0.0	0.0	0.0	0.1	0.0	0.0	0.0
			소각	0.3	0.0	0.0	0.0	0.0	0.0	0.0	0.0	0.0	0.0	0.0	0.0	0.3	0.0	0.0	0.0	0.0	0.0	0.0
			재활용	528.6	352.6	120.1	5.6	0.1	0.0	6.9	0.0	0.0	0.0	0.0	0.4	4.1	0.0	0.0	0.0	0.0	38.8	0.0
	사천시	발생량		544.5	391.0	82.6	11.3	2.7	0.0	0.7	0.0	0.0	0.0	0.0	0.8	1.7	0.0	0.0	0.1	0.0	53.6	0.0
		처리방법	매립	0.1	0.0	0.0	0.0	0.0	0.0	0.0	0.0	0.0	0.0	0.0	0.0	0.0	0.0	0.0	0.1	0.0	0.0	0.0
			소각	0.0	0.0	0.0	0.0	0.0	0.0	0.0	0.0	0.0	0.0	0.0	0.0	0.0	0.0	0.0	0.0	0.0	0.0	0.0
			재활용	544.4	391.0	82.6	11.3	2.7	0.0	0.7	0.0	0.0	0.0	0.0	0.8	1.7	0.0	0.0	0.0	0.0	53.6	0.0
	김해시	발생량		2,217.2	1,621.7	396.7	8.2	5.5	0.1	35.9	0.2	0.0	0.0	0.1	3.0	20.1	0.0	0.0	0.8	0.0	124.2	0.7
		처리방법	매립	17.1	0.0	0.0	0.0	0.0	0.0	0.0	0.1	0.0	0.0	0.1	0.0	0.0	0.0	0.0	0.5	0.0	15.7	0.7
			소각	10.9	0.0	0.0	0.0	0.0	0.0	0.0	0.0	0.0	0.0	0.0	0.8	10.1	0.0	0.0	0.0	0.0	0.0	0.0
			재활용	2,189.2	1,621.7	396.7	8.2	5.5	0.1	35.9	0.1	0.0	0.0	0.0	2.2	10.0	0.0	0.0	0.3	0.0	108.5	0.0
	밀양시	발생량		671.7	439.2	110.8	26.6	37.9	0.2	0.5	0.0	0.0	0.0	0.0	0.9	0.6	0.0	0.0	0.0	0.0	55.0	0.0
		처리방법	매립	0.0	0.0	0.0	0.0	0.0	0.0	0.0	0.0	0.0	0.0	0.0	0.0	0.0	0.0	0.0	0.0	0.0	0.0	0.0
			소각	0.9	0.0	0.0	0.0	0.0	0.0	0.0	0.0	0.0	0.0	0.0	0.4	0.5	0.0	0.0	0.0	0.0	0.0	0.0
			재활용	670.8	439.2	110.8	26.6	37.9	0.2	0.5	0.0	0.0	0.0	0.0	0.5	0.1	0.0	0.0	0.0	0.0	55.0	0.0
	거제시	발생량		1,027.6	657.8	198.3	5.1	1.1	0.0	113.6	1.9	0.0	0.0	0.0	1.8	12.4	0.0	0.0	0.5	0.0	35.1	0.0
		처리방법	매립	0.3	0.0	0.0	0.0	0.0	0.0	0.0	0.0	0.0	0.0	0.0	0.0	0.0	0.0	0.0	0.3	0.0	0.0	0.0
			소각	1.0	0.0	0.0	0.0	0.0	0.0	0.0	0.0	0.0	0.0	0.0	0.0	0.8	0.0	0.0	0.0	0.0	0.2	0.0
			재활용	1,026.3	657.8	198.3	5.1	1.1	0.0	113.6	1.9	0.0	0.0	0.0	1.8	11.6	0.0	0.0	0.2	0.0	34.9	0.0
	양산시	발생량		759.9	481.5	169.5	4.5	2.8	0.0	12.4	0.3	0.0	0.0	0.2	3.3	9.2	0.0	0.0	1.2	0.0	74.8	0.2
		처리방법	매립	2.3	0.0	0.0	0.0	0.0	0.0	0.0	0.0	0.0	0.0	0.1	0.0	0.0	0.0	0.0	0.6	0.0	1.4	0.2
			소각	3.0	0.0	0.0	0.0	0.0	0.0	0.0	0.0	0.0	0.0	0.0	0.1	2.9	0.0	0.0	0.0	0.0	0.0	0.0
			재활용	754.6	481.5	169.5	4.5	2.8	0.0	12.4	0.3	0.0	0.0	0.1	3.2	6.3	0.0	0.0	0.6	0.0	73.4	0.0
	의령군	발생량		236.3	141.4	62.7	0.9	1.6	0.0	0.0	3.1	0.0	0.0	0.0	0.1	17.2	0.0	0.0	0.0	0.0	9.3	0.0
		처리방법	매립	0.0	0.0	0.0	0.0	0.0	0.0	0.0	0.0	0.0	0.0	0.0	0.0	0.0	0.0	0.0	0.0	0.0	0.0	0.0
			소각	0.0	0.0	0.0	0.0	0.0	0.0	0.0	0.0	0.0	0.0	0.0	0.0	0.0	0.0	0.0	0.0	0.0	0.0	0.0
			재활용	236.3	141.4	62.7	0.9	1.6	0.0	0.0	3.1	0.0	0.0	0.0	0.1	17.2	0.0	0.0	0.0	0.0	9.3	0.0
	함안군	발생량		750.0	490.6	194.2	8.0	3.8	0.0	0.4	0.0	0.0	0.0	0.0	0.3	20.4	0.0	0.0	0.0	0.0	32.2	0.1
		처리방법	매립	0.1	0.0	0.0	0.0	0.0	0.0	0.0	0.0	0.0	0.0	0.0	0.0	0.0	0.0	0.0	0.0	0.0	0.0	0.1
			소각	1.6	0.0	0.0	0.0	0.0	0.0	0.0	0.0	0.0	0.0	0.0	0.1	1.5	0.0	0.0	0.0	0.0	0.0	0.0
			재활용	748.3	490.6	194.2	8.0	3.8	0.0	0.4	0.0	0.0	0.0	0.0	0.2	18.9	0.0	0.0	0.0	0.0	32.2	0.0
	창녕군	발생량		371.2	245.8	110.4	0.0	1.7	0.0	0.0	1.8	0.0	0.0	0.0	0.0	0.5	0.0	0.0	0.0	0.0	11.0	0.0
		처리방법	매립	0.0	0.0	0.0	0.0	0.0	0.0	0.0	0.0	0.0	0.0	0.0	0.0	0.0	0.0	0.0	0.0	0.0	0.0	0.0
			소각	0.1	0.0	0.0	0.0	0.0	0.0	0.0	0.0	0.0	0.0	0.0	0.0	0.1	0.0	0.0	0.0	0.0	0.0	0.0
			재활용	371.1	245.8	110.4	0.0	1.7	0.0	0.0	1.8	0.0	0.0	0.0	0.0	0.4	0.0	0.0	0.0	0.0	11.0	0.0
	고성군	발생량		268.5	161.4	99.7	0.0	0.1	0.0	0.1	0.0	0.0	0.0	0.0	0.0	0.1	0.0	0.0	0.0	0.0	7.1	0.0
		처리방법	매립	0.0	0.0	0.0	0.0	0.0	0.0	0.0	0.0	0.0	0.0	0.0	0.0	0.0	0.0	0.0	0.0	0.0	0.0	0.0
			소각	0.0	0.0	0.0	0.0	0.0	0.0	0.0	0.0	0.0	0.0	0.0	0.0	0.0	0.0	0.0	0.0	0.0	0.0	0.0
			재활용	268.5	161.4	99.7	0.0	0.1	0.0	0.1	0.0	0.0	0.0	0.0	0.0	0.1	0.0	0.0	0.0	0.0	7.1	0.0

(단위:톤/일)

구분		발생 및 처리방법		합계	불 연 성											가 연 성				가연성·불연성 혼합			기타
					건설폐재류						건설오니	폐금속류	폐유리	폐타일 및 폐도자기	폐목재	폐합성수지	폐섬유	폐벽지	폐보드류	폐판넬	혼합건설폐기물	
시도	시군구				폐콘크리트	폐아스팔트콘크리트	폐벽돌	폐블럭	폐기와	건설 폐토석												
경남	남해군	발생량		359.6	239.2	100.1	3.8	4.2	0.0	0.0	0.3	0.0	0.0	0.0	0.1	1.0	0.0	0.0	0.0	0.0	10.9	0.0
		처리방법	매립	0.0	0.0	0.0	0.0	0.0	0.0	0.0	0.0	0.0	0.0	0.0	0.0	0.0	0.0	0.0	0.0	0.0	0.0	0.0
			소각	0.3	0.0	0.0	0.0	0.0	0.0	0.0	0.0	0.0	0.0	0.0	0.1	0.2	0.0	0.0	0.0	0.0	0.0	0.0
			재활용	359.3	239.2	100.1	3.8	4.2	0.0	0.0	0.3	0.0	0.0	0.0	0.0	0.8	0.0	0.0	0.0	0.0	10.9	0.0
	하동군	발생량		333.9	149.7	43.8	2.2	7.7	0.0	0.2	0.2	0.0	0.0	0.0	0.1	123.0	0.0	0.0	0.0	0.0	7.0	0.0
		처리방법	매립	0.0	0.0	0.0	0.0	0.0	0.0	0.0	0.0	0.0	0.0	0.0	0.0	0.0	0.0	0.0	0.0	0.0	0.0	0.0
			소각	0.0	0.0	0.0	0.0	0.0	0.0	0.0	0.0	0.0	0.0	0.0	0.0	0.0	0.0	0.0	0.0	0.0	0.0	0.0
			재활용	333.9	149.7	43.8	2.2	7.7	0.0	0.2	0.2	0.0	0.0	0.0	0.1	123.0	0.0	0.0	0.0	0.0	7.0	0.0
	산청군	발생량		299.6	217.7	49.8	9.5	7.9	0.0	0.2	0.2	0.0	0.0	0.0	0.0	0.3	0.0	0.0	0.0	0.0	14.0	0.0
		처리방법	매립	0.0	0.0	0.0	0.0	0.0	0.0	0.0	0.0	0.0	0.0	0.0	0.0	0.0	0.0	0.0	0.0	0.0	0.0	0.0
			소각	0.0	0.0	0.0	0.0	0.0	0.0	0.0	0.0	0.0	0.0	0.0	0.0	0.0	0.0	0.0	0.0	0.0	0.0	0.0
			재활용	299.6	217.7	49.8	9.5	7.9	0.0	0.2	0.2	0.0	0.0	0.0	0.0	0.3	0.0	0.0	0.0	0.0	14.0	0.0
	함양군	발생량		241.2	149.2	59.5	4.1	24.1	0.1	0.0	0.0	0.0	0.0	0.0	0.0	0.3	0.0	0.0	0.0	0.0	3.9	0.0
		처리방법	매립	0.0	0.0	0.0	0.0	0.0	0.0	0.0	0.0	0.0	0.0	0.0	0.0	0.0	0.0	0.0	0.0	0.0	0.0	0.0
			소각	0.0	0.0	0.0	0.0	0.0	0.0	0.0	0.0	0.0	0.0	0.0	0.0	0.0	0.0	0.0	0.0	0.0	0.0	0.0
			재활용	241.2	149.2	59.5	4.1	24.1	0.1	0.0	0.0	0.0	0.0	0.0	0.0	0.3	0.0	0.0	0.0	0.0	3.9	0.0
	거창군	발생량		395.0	264.1	99.8	11.9	0.2	0.4	0.0	0.0	0.0	0.0	0.0	0.0	0.5	0.0	0.0	0.0	0.0	18.1	0.0
		처리방법	매립	0.0	0.0	0.0	0.0	0.0	0.0	0.0	0.0	0.0	0.0	0.0	0.0	0.0	0.0	0.0	0.0	0.0	0.0	0.0
			소각	0.0	0.0	0.0	0.0	0.0	0.0	0.0	0.0	0.0	0.0	0.0	0.0	0.0	0.0	0.0	0.0	0.0	0.0	0.0
			재활용	395.0	264.1	99.8	11.9	0.2	0.4	0.0	0.0	0.0	0.0	0.0	0.0	0.5	0.0	0.0	0.0	0.0	18.1	0.0
	합천군	발생량		562.4	398.5	134.6	1.2	7.8	0.3	0.2	0.0	0.0	0.0	0.0	0.2	0.3	0.0	0.0	0.1	0.0	19.2	0.0
		처리방법	매립	0.1	0.0	0.0	0.0	0.0	0.0	0.0	0.0	0.0	0.0	0.0	0.0	0.0	0.0	0.0	0.1	0.0	0.0	0.0
			소각	0.0	0.0	0.0	0.0	0.0	0.0	0.0	0.0	0.0	0.0	0.0	0.0	0.0	0.0	0.0	0.0	0.0	0.0	0.0
			재활용	562.3	398.5	134.6	1.2	7.8	0.3	0.2	0.0	0.0	0.0	0.0	0.2	0.3	0.0	0.0	0.0	0.0	19.2	0.0
제주	소계	발생량		2,603.9	1,662.8	753.4	13.7	1.8	0.1	0.7	0.1	0.0	0.0	0.5	35.0	0.6	0.0	0.0	21.6	0.0	113.2	0.4
		처리방법	매립	1.1	0.0	0.0	0.0	0.0	0.0	0.0	0.0	0.0	0.0	0.0	0.1	0.0	0.0	0.0	0.3	0.0	0.5	0.2
			소각	0.5	0.0	0.0	0.0	0.0	0.0	0.0	0.0	0.0	0.0	0.0	0.5	0.0	0.0	0.0	0.0	0.0	0.0	0.0
			재활용	2,602.3	1,662.8	753.4	13.7	1.8	0.1	0.7	0.1	0.0	0.0	0.5	34.4	0.6	0.0	0.0	21.3	0.0	112.7	0.2
	제주시	발생량		1,609.3	950.0	580.4	9.9	1.8	0.1	0.0	0.0	0.0	0.0	0.5	8.4	0.4	0.0	0.0	0.0	0.0	57.7	0.1
		처리방법	매립	0.0	0.0	0.0	0.0	0.0	0.0	0.0	0.0	0.0	0.0	0.0	0.0	0.0	0.0	0.0	0.0	0.0	0.0	0.0
			소각	0.0	0.0	0.0	0.0	0.0	0.0	0.0	0.0	0.0	0.0	0.0	0.0	0.0	0.0	0.0	0.0	0.0	0.0	0.0
			재활용	1,609.3	950.0	580.4	9.9	1.8	0.1	0.0	0.0	0.0	0.0	0.5	8.4	0.4	0.0	0.0	0.0	0.0	57.7	0.1
	서귀포시	발생량		994.6	712.8	173.0	3.8	0.0	0.0	0.7	0.1	0.0	0.0	0.0	26.6	0.2	0.0	0.0	21.6	0.0	55.5	0.3
		처리방법	매립	1.1	0.0	0.0	0.0	0.0	0.0	0.0	0.0	0.0	0.0	0.0	0.1	0.0	0.0	0.0	0.3	0.0	0.5	0.2
			소각	0.5	0.0	0.0	0.0	0.0	0.0	0.0	0.0	0.0	0.0	0.0	0.5	0.0	0.0	0.0	0.0	0.0	0.0	0.0
			재활용	993.0	712.8	173.0	3.8	0.0	0.0	0.7	0.1	0.0	0.0	0.0	26.0	0.2	0.0	0.0	21.3	0.0	55.0	0.1

3. 폐기물 처리주체별 처리현황

생활폐기물(가정생활폐기물+사업장생활계폐기물)

(단위:톤/일)

구 분		총계				자치단체				처리업체				자가처리			
시도	시군구	계	매립	소각	재활용	소계	매립	소각	재활용	소계	매립	소각	재활용	소계	매립	소각	재활용
전국	합계	48,728.2	7,613.5	12,330.8	28,783.9	32,219.8	7,185.3	11,322.6	13,711.9	15,739.7	427.2	1,007.7	14,304.8	768.7	1.0	0.5	767.2
서울	소계	8,559.0	774.1	2,303.5	5,481.4	5,755.9	717.5	2,085.9	2,952.5	2,716.2	56.6	217.6	2,442.0	86.9	0.0	0.0	86.9
	종로구	354.7	33.4	98.8	222.5	184.5	33.4	98.8	52.3	83.3	0.0	0.0	83.3	86.9	0.0	0.0	86.9
	중구	507.9	13.3	166.7	327.9	321.7	13.3	166.7	141.7	186.2	0.0	0.0	186.2	0.0	0.0	0.0	0.0
	용산구	193.2	8.3	87.6	97.3	193.2	8.3	87.6	97.3	0.0	0.0	0.0	0.0	0.0	0.0	0.0	0.0
	성동구	261.8	15.8	72.5	173.5	189.8	15.8	72.5	101.5	72.0	0.0	0.0	72.0	0.0	0.0	0.0	0.0
	광진구	379.3	27.2	66.3	285.8	201.2	27.2	66.3	107.7	178.1	0.0	0.0	178.1	0.0	0.0	0.0	0.0
	동대문구	396.8	14.0	103.4	279.4	221.6	14.0	103.4	104.2	175.2	0.0	0.0	175.2	0.0	0.0	0.0	0.0
	중랑구	227.4	13.9	86.4	127.1	116.3	13.9	86.4	16.0	111.1	0.0	0.0	111.1	0.0	0.0	0.0	0.0
	성북구	274.9	14.9	102.4	157.6	255.6	14.9	102.4	138.3	19.3	0.0	0.0	19.3	0.0	0.0	0.0	0.0
	강북구	232.6	6.6	69.9	156.1	90.2	6.6	68.1	15.5	142.4	0.0	1.8	140.6	0.0	0.0	0.0	0.0
	도봉구	386.2	9.1	58.6	318.5	386.2	9.1	58.6	318.5	0.0	0.0	0.0	0.0	0.0	0.0	0.0	0.0
	노원구	302.4	4.0	115.3	183.1	137.7	4.0	115.3	18.4	164.7	0.0	0.0	164.7	0.0	0.0	0.0	0.0
	은평구	294.9	99.1	41.9	153.9	248.7	99.1	41.9	107.7	46.2	0.0	0.0	46.2	0.0	0.0	0.0	0.0
	서대문구	262.4	9.0	93.6	159.8	188.6	9.0	93.6	86.0	73.8	0.0	0.0	73.8	0.0	0.0	0.0	0.0
	마포구	287.0	13.7	113.0	160.3	246.2	13.7	113.0	119.5	40.8	0.0	0.0	40.8	0.0	0.0	0.0	0.0
	양천구	276.1	7.5	89.5	179.1	129.1	7.5	89.5	32.1	147.0	0.0	0.0	147.0	0.0	0.0	0.0	0.0
	강서구	370.2	23.9	103.6	242.7	0.0	0.0	0.0	0.0	370.2	23.9	103.6	242.7	0.0	0.0	0.0	0.0
	구로구	278.5	16.5	122.3	139.7	263.9	16.5	122.3	125.1	14.6	0.0	0.0	14.6	0.0	0.0	0.0	0.0
	금천구	180.2	73.1	8.1	99.0	78.4	70.3	8.1	0.0	101.8	2.8	0.0	99.0	0.0	0.0	0.0	0.0
	영등포구	305.8	29.9	112.2	163.7	0.0	0.0	0.0	0.0	305.8	29.9	112.2	163.7	0.0	0.0	0.0	0.0
	동작구	327.5	13.4	87.2	226.9	296.9	13.4	87.2	196.3	30.6	0.0	0.0	30.6	0.0	0.0	0.0	0.0
	관악구	315.5	108.8	26.8	179.9	156.0	108.8	26.8	20.4	159.5	0.0	0.0	159.5	0.0	0.0	0.0	0.0
	서초구	552.3	29.5	132.3	390.5	552.3	29.5	132.3	390.5	0.0	0.0	0.0	0.0	0.0	0.0	0.0	0.0
	강남구	745.2	85.3	160.4	499.5	460.1	85.3	160.4	214.4	285.1	0.0	0.0	285.1	0.0	0.0	0.0	0.0
	송파구	599.8	42.3	131.8	425.7	591.3	42.3	131.8	417.2	8.5	0.0	0.0	8.5	0.0	0.0	0.0	0.0
	강동구	246.4	61.6	52.9	131.9	246.4	61.6	52.9	131.9	0.0	0.0	0.0	0.0	0.0	0.0	0.0	0.0
부산	소계	3,173.8	232.7	770.9	2,170.2	1,765.8	232.7	770.5	762.6	1,408.0	0.0	0.4	1,407.6	0.0	0.0	0.0	0.0
	중구	79.7	12.7	31.9	35.1	60.1	12.7	31.9	15.5	19.6	0.0	0.0	19.6	0.0	0.0	0.0	0.0
	서구	117.4	14.6	24.8	78.0	64.9	14.6	24.8	25.5	52.5	0.0	0.0	52.5	0.0	0.0	0.0	0.0
	동구	94.7	8.4	21.7	64.6	75.3	8.4	21.7	45.2	19.4	0.0	0.0	19.4	0.0	0.0	0.0	0.0
	영도구	117.8	6.7	22.6	88.5	65.4	6.7	22.6	36.1	52.4	0.0	0.0	52.4	0.0	0.0	0.0	0.0
	부산진구	366.5	34.4	88.8	243.3	186.4	34.4	88.8	63.2	180.1	0.0	0.0	180.1	0.0	0.0	0.0	0.0
	동래구	227.9	13.0	50.7	164.2	129.5	13.0	50.7	65.8	98.4	0.0	0.0	98.4	0.0	0.0	0.0	0.0
	남구	219.4	9.9	50.9	158.6	123.8	9.9	50.5	63.4	95.6	0.0	0.4	95.2	0.0	0.0	0.0	0.0
	북구	261.9	10.2	59.1	192.6	117.2	10.2	59.1	47.9	144.7	0.0	0.0	144.7	0.0	0.0	0.0	0.0
	해운대구	375.2	14.9	96.7	263.6	211.6	14.9	96.7	100.0	163.6	0.0	0.0	163.6	0.0	0.0	0.0	0.0
	사하구	323.3	23.1	100.6	199.6	202.5	23.1	100.6	78.8	120.8	0.0	0.0	120.8	0.0	0.0	0.0	0.0
	금정구	217.4	12.7	46.2	158.5	130.4	12.7	46.2	71.5	87.0	0.0	0.0	87.0	0.0	0.0	0.0	0.0
	강서구	83.5	10.0	30.5	43.0	56.4	10.0	30.5	15.9	27.1	0.0	0.0	27.1	0.0	0.0	0.0	0.0
	연제구	175.2	9.3	39.3	126.6	64.6	9.3	39.3	16.0	110.6	0.0	0.0	110.6	0.0	0.0	0.0	0.0
	수영구	149.0	9.8	32.2	107.0	62.4	9.8	32.2	20.4	86.6	0.0	0.0	86.6	0.0	0.0	0.0	0.0
	사상구	265.7	30.8	46.1	188.8	141.1	30.8	46.1	64.2	124.6	0.0	0.0	124.6	0.0	0.0	0.0	0.0
	기장군	99.2	12.2	28.8	58.2	74.2	12.2	28.8	33.2	25.0	0.0	0.0	25.0	0.0	0.0	0.0	0.0
대구	소계	2,789.7	1,037.0	352.2	1,400.5	2,106.2	1,037.0	352.2	717.0	683.5	0.0	0.0	683.5	0.0	0.0	0.0	0.0
	중구	191.6	97.9	11.8	81.9	141.9	97.9	11.8	32.2	49.7	0.0	0.0	49.7	0.0	0.0	0.0	0.0
	동구	360.1	135.5	57.4	167.2	360.1	135.5	57.4	167.2	0.0	0.0	0.0	0.0	0.0	0.0	0.0	0.0
	서구	260.5	111.3	30.1	119.1	217.7	111.3	30.1	76.3	42.8	0.0	0.0	42.8	0.0	0.0	0.0	0.0
	남구	222.6	75.6	41.9	105.1	207.3	75.6	41.9	89.8	15.3	0.0	0.0	15.3	0.0	0.0	0.0	0.0
	북구	457.0	193.1	45.1	218.8	331.9	193.1	45.1	93.7	125.1	0.0	0.0	125.1	0.0	0.0	0.0	0.0
	수성구	448.7	160.6	44.1	244.0	341.2	160.6	44.1	136.5	107.5	0.0	0.0	107.5	0.0	0.0	0.0	0.0
	달서구	622.0	190.8	100.0	331.2	405.4	190.8	100.0	114.6	216.6	0.0	0.0	216.6	0.0	0.0	0.0	0.0
	달성군	227.2	72.2	21.8	133.2	100.7	72.2	21.8	6.7	126.5	0.0	0.0	126.5	0.0	0.0	0.0	0.0
인천	소계	2,412.7	155.8	671.5	1,585.4	1,332.2	153.0	588.2	591.0	1,080.5	2.8	83.3	994.4	0.0	0.0	0.0	0.0
	중구	104.7	20.4	35.2	49.1	99.6	20.4	35.2	44.0	5.1	0.0	0.0	5.1	0.0	0.0	0.0	0.0
	동구	47.3	8.5	11.3	27.5	22.6	8.5	11.3	2.8	24.7	0.0	0.0	24.7	0.0	0.0	0.0	0.0
	남구	287.7	23.0	85.7	179.0	279.4	22.9	85.4	171.1	8.3	0.1	0.3	7.9	0.0	0.0	0.0	0.0

(단위:톤/일)

구 분		총계				자치단체				처리업체				자가처리			
시도	시군구	계	매립	소각	재활용	소계	매립	소각	재활용	소계	매립	소각	재활용	소계	매립	소각	재활용
인천	연수구	142.6	6.7	49.7	86.2	126.1	6.7	48.3	71.1	16.5	0.0	1.4	15.1	0.0	0.0	0.0	0.0
	남동구	267.7	15.5	106.4	145.8	248.3	15.5	100.7	132.1	19.4	0.0	5.7	13.7	0.0	0.0	0.0	0.0
	부평구	355.0	35.2	151.2	168.6	213.8	35.2	122.7	55.9	141.2	0.0	28.5	112.7	0.0	0.0	0.0	0.0
	계양구	262.0	16.3	69.5	176.2	88.6	16.3	65.2	7.1	173.4	0.0	4.3	169.1	0.0	0.0	0.0	0.0
	서구	784.8	14.4	95.6	674.8	188.8	11.7	89.9	87.2	596.0	2.7	5.7	587.6	0.0	0.0	0.0	0.0
	강화군	45.7	14.6	6.3	24.8	29.6	14.6	2.1	12.9	16.1	0.0	4.2	11.9	0.0	0.0	0.0	0.0
	옹진군	13.7	1.2	5.7	6.8	13.7	1.2	5.7	6.8	0.0	0.0	0.0	0.0	0.0	0.0	0.0	0.0
	경제청	101.5	0.0	54.9	46.6	21.7	0.0	21.7	0.0	79.8	0.0	33.2	46.6	0.0	0.0	0.0	0.0
광주	소계	1,327.0	229.9	271.5	825.6	958.6	229.6	242.5	486.5	368.4	0.3	29.0	339.1	0.0	0.0	0.0	0.0
	동구	155.0	47.8	8.5	98.7	86.1	47.8	6.2	32.1	68.9	0.0	2.3	66.6	0.0	0.0	0.0	0.0
	서구	323.5	28.5	90.1	204.9	229.6	28.5	84.1	117.0	93.9	0.0	6.0	87.9	0.0	0.0	0.0	0.0
	남구	173.0	53.9	7.9	111.2	124.9	53.9	6.4	64.6	48.1	0.0	1.5	46.6	0.0	0.0	0.0	0.0
	북구	372.5	56.8	89.6	226.1	287.6	56.5	81.7	149.4	84.9	0.3	7.9	76.7	0.0	0.0	0.0	0.0
	광산구	303.0	42.9	75.4	184.7	230.4	42.9	64.1	123.4	72.6	0.0	11.3	61.3	0.0	0.0	0.0	0.0
대전	소계	1,473.4	257.0	279.2	937.2	834.5	244.5	257.3	332.7	637.2	12.5	21.9	602.8	1.7	0.0	0.0	1.7
	동구	235.6	38.9	47.5	149.2	218.0	35.0	46.6	136.4	17.6	3.9	0.9	12.8	0.0	0.0	0.0	0.0
	중구	276.0	42.7	46.7	186.6	105.7	41.7	46.2	17.8	170.3	1.0	0.5	168.8	0.0	0.0	0.0	0.0
	서구	426.3	85.7	74.7	265.9	321.3	85.7	74.7	160.9	104.2	0.0	0.0	104.2	0.8	0.0	0.0	0.8
	유성구	284.9	34.3	61.4	189.2	97.7	31.1	49.0	17.6	186.3	3.2	12.4	170.7	0.9	0.0	0.0	0.9
	대덕구	250.6	55.4	48.9	146.3	91.8	51.0	40.8	0.0	158.8	4.4	8.1	146.3	0.0	0.0	0.0	0.0
울산	소계	1,234.2	70.7	398.4	765.1	832.2	0.0	384.9	447.3	402.0	70.7	13.5	317.8	0.0	0.0	0.0	0.0
	중구	258.4	17.8	96.2	144.4	224.4	0.0	87.9	136.5	34.0	17.8	8.3	7.9	0.0	0.0	0.0	0.0
	남구	410.8	44.6	118.0	248.2	228.6	0.0	113.3	115.3	182.2	44.6	4.7	132.9	0.0	0.0	0.0	0.0
	동구	211.4	8.3	76.2	126.9	124.9	0.0	75.7	49.2	86.5	8.3	0.5	77.7	0.0	0.0	0.0	0.0
	북구	156.0	0.0	49.2	106.8	105.2	0.0	49.2	56.0	50.8	0.0	0.0	50.8	0.0	0.0	0.0	0.0
	울주군	197.6	0.0	58.8	138.8	149.1	0.0	58.8	90.3	48.5	0.0	0.0	48.5	0.0	0.0	0.0	0.0
세종	소계	724.2	7.9	34.7	681.6	65.7	3.8	31.4	30.5	63.0	4.1	3.3	55.6	595.5	0.0	0.0	595.5
	세종시	724.2	7.9	34.7	681.6	65.7	3.8	31.4	30.5	63.0	4.1	3.3	55.6	595.5	0.0	0.0	595.5
경기	소계	9,919.2	784.5	3,354.2	5,780.5	6,496.1	613.0	3,106.9	2,776.2	3,420.8	171.5	247.3	3,002.0	2.3	0.0	0.0	2.3
	수원시	1,050.0	0.0	422.5	627.5	956.1	0.0	399.9	556.2	93.9	0.0	22.6	71.3	0.0	0.0	0.0	0.0
	성남시	775.3	1.1	370.4	403.8	631.2	1.1	370.4	259.7	144.1	0.0	0.0	144.1	0.0	0.0	0.0	0.0
	의정부시	370.3	14.2	114.0	242.1	228.6	9.6	112.2	106.8	141.7	4.6	1.8	135.3	0.0	0.0	0.0	0.0
	안양시	429.1	114.2	67.0	247.9	233.6	81.9	51.3	100.4	195.5	32.3	15.7	147.5	0.0	0.0	0.0	0.0
	부천시	503.8	26.1	159.4	318.3	503.8	26.1	159.4	318.3	0.0	0.0	0.0	0.0	0.0	0.0	0.0	0.0
	광명시	256.7	11.5	132.7	112.5	141.1	7.7	108.2	25.2	115.6	3.8	24.5	87.3	0.0	0.0	0.0	0.0
	평택시	419.5	90.2	46.4	282.9	145.1	85.2	18.2	41.7	274.4	5.0	28.2	241.2	0.0	0.0	0.0	0.0
	동두천시	65.3	0.0	29.2	36.1	49.9	0.0	29.2	20.7	15.4	0.0	0.0	15.4	0.0	0.0	0.0	0.0
	안산시	532.1	60.7	198.1	273.3	457.2	53.8	188.0	215.4	74.9	6.9	10.1	57.9	0.0	0.0	0.0	0.0
	고양시	895.9	67.5	259.3	569.1	362.4	31.9	235.4	95.1	533.5	35.6	23.9	474.0	0.0	0.0	0.0	0.0
	과천시	76.8	2.0	49.8	25.0	73.1	2.0	49.8	21.3	3.7	0.0	0.0	3.7	0.0	0.0	0.0	0.0
	구리시	176.7	5.6	66.5	104.6	66.1	5.6	52.4	8.1	110.6	0.0	14.1	96.5	0.0	0.0	0.0	0.0
	남양주시	336.6	25.8	127.4	183.4	336.6	25.8	127.4	183.4	0.0	0.0	0.0	0.0	0.0	0.0	0.0	0.0
	오산시	170.4	5.7	45.6	119.1	125.7	5.3	41.6	78.8	44.7	0.4	4.0	40.3	0.0	0.0	0.0	0.0
	시흥시	312.3	89.4	30.6	192.3	258.2	86.1	24.2	147.9	54.1	3.3	6.4	44.4	0.0	0.0	0.0	0.0
	군포시	201.3	9.0	103.7	88.6	110.5	0.0	98.9	11.6	90.8	9.0	4.8	77.0	0.0	0.0	0.0	0.0
	의왕시	128.3	27.8	21.0	79.5	91.1	26.3	18.3	46.5	37.2	1.5	2.7	33.0	0.0	0.0	0.0	0.0
	하남시	147.2	0.0	43.1	104.1	46.1	0.0	43.1	3.0	101.1	0.0	0.0	101.1	0.0	0.0	0.0	0.0
	용인시	787.8	31.9	393.9	362.0	404.2	24.8	343.1	36.3	383.6	7.1	50.8	325.7	0.0	0.0	0.0	0.0
	파주시	378.5	0.0	114.9	263.6	192.0	0.0	103.6	88.4	186.5	0.0	11.3	175.2	0.0	0.0	0.0	0.0
	이천시	221.8	0.0	125.1	96.7	125.1	0.0	125.1	0.0	96.7	0.0	0.0	96.7	0.0	0.0	0.0	0.0
	안성시	249.1	73.4	52.8	122.9	109.8	22.3	42.6	44.9	139.3	51.1	10.2	78.0	0.0	0.0	0.0	0.0
	김포시	263.2	55.0	44.8	163.4	97.6	52.7	35.9	9.0	165.6	2.3	8.9	154.4	0.0	0.0	0.0	0.0
	화성시	244.5	1.7	85.5	157.3	202.3	0.0	84.3	118.0	39.9	1.7	1.2	37.0	2.3	0.0	0.0	2.3
	광주시	257.6	8.1	75.0	174.5	147.8	2.1	73.0	72.7	109.8	6.0	2.0	101.8	0.0	0.0	0.0	0.0
	양주시	206.0	0.0	53.1	152.9	57.1	0.0	50.1	7.0	148.9	0.0	3.0	145.9	0.0	0.0	0.0	0.0
	포천시	173.0	11.8	53.4	107.8	98.8	10.9	52.6	35.3	74.2	0.9	0.8	72.5	0.0	0.0	0.0	0.0
	여주시	92.9	12.5	17.4	63.0	71.8	12.5	17.1	42.2	21.1	0.0	0.3	20.8	0.0	0.0	0.0	0.0
	연천군	61.2	6.3	25.8	29.1	39.8	6.3	25.8	7.7	21.4	0.0	0.0	21.4	0.0	0.0	0.0	0.0
	가평군	74.6	28.0	0.0	46.6	73.9	28.0	0.0	45.9	0.7	0.0	0.0	0.7	0.0	0.0	0.0	0.0
	양평군	61.4	5.0	25.8	30.6	59.5	5.0	25.8	28.7	1.9	0.0	0.0	1.9	0.0	0.0	0.0	0.0

(단위:톤/일)

구 분		총계				자치단체				처리업체				자가처리			
시도	시군구	계	매립	소각	재활용	소계	매립	소각	재활용	소계	매립	소각	재활용	소계	매립	소각	재활용
강원	소계	2,100.6	605.8	437.7	1,057.1	1,664.1	603.0	431.0	630.1	433.6	2.8	6.7	424.1	2.9	0.0	0.0	2.9
	춘천시	434.9	35.2	155.4	244.3	422.5	35.2	155.4	231.9	12.4	0.0	0.0	12.4	0.0	0.0	0.0	0.0
	원주시	310.7	112.1	0.0	198.6	205.2	112.1	0.0	93.1	105.5	0.0	0.0	105.5	0.0	0.0	0.0	0.0
	강릉시	371.1	129.9	0.0	241.2	140.5	129.9	0.0	10.6	230.6	0.0	0.0	230.6	0.0	0.0	0.0	0.0
	동해시	107.2	62.0	8.6	36.6	95.9	62.0	8.6	25.3	11.3	0.0	0.0	11.3	0.0	0.0	0.0	0.0
	태백시	76.3	12.5	28.9	34.9	76.3	12.5	28.9	34.9	0.0	0.0	0.0	0.0	0.0	0.0	0.0	0.0
	속초시	165.3	25.4	58.1	81.8	165.3	25.4	58.1	81.8	0.0	0.0	0.0	0.0	0.0	0.0	0.0	0.0
	삼척시	106.2	71.1	0.0	35.1	97.3	71.1	0.0	26.2	6.5	0.0	0.0	6.5	2.4	0.0	0.0	2.4
	홍천군	42.9	3.3	33.4	6.2	41.3	3.3	33.4	4.6	1.3	0.0	0.0	1.3	0.3	0.0	0.0	0.3
	횡성군	37.5	14.2	12.9	10.4	37.5	14.2	12.9	10.4	0.0	0.0	0.0	0.0	0.0	0.0	0.0	0.0
	영월군	43.9	4.4	12.7	26.8	35.3	4.4	12.7	18.2	8.6	0.0	0.0	8.6	0.0	0.0	0.0	0.0
	평창군	49.0	4.5	17.5	27.0	36.1	2.6	10.8	22.7	12.9	1.9	6.7	4.3	0.0	0.0	0.0	0.0
	정선군	53.7	20.7	4.6	28.4	37.1	20.0	4.6	12.5	16.6	0.7	0.0	15.9	0.0	0.0	0.0	0.0
	철원군	55.2	20.3	18.3	16.6	43.1	20.3	18.3	4.5	12.1	0.0	0.0	12.1	0.0	0.0	0.0	0.0
	화천군	44.2	23.1	8.7	12.4	44.0	22.9	8.7	12.4	0.2	0.2	0.0	0.0	0.0	0.0	0.0	0.0
	양구군	35.4	11.6	10.1	13.7	30.7	11.6	10.1	9.0	4.5	0.0	0.0	4.5	0.2	0.0	0.0	0.2
	인제군	60.8	28.6	16.1	16.1	60.8	28.6	16.1	16.1	0.0	0.0	0.0	0.0	0.0	0.0	0.0	0.0
	고성군	69.7	22.4	28.2	19.1	58.6	22.4	28.2	8.0	11.1	0.0	0.0	11.1	0.0	0.0	0.0	0.0
	양양군	36.6	4.5	24.2	7.9	36.6	4.5	24.2	7.9	0.0	0.0	0.0	0.0	0.0	0.0	0.0	0.0
충북	소계	1,764.1	262.9	465.7	1,035.5	860.8	262.6	411.6	186.6	890.6	0.3	53.6	836.7	12.7	0.0	0.5	12.2
	청주시	781.7	68.7	208.5	504.5	222.9	68.4	154.5	0.0	554.1	0.3	53.5	500.3	4.7	0.0	0.5	4.2
	충주시	247.3	51.3	67.8	128.2	138.5	51.3	67.8	19.4	108.8	0.0	0.0	108.8	0.0	0.0	0.0	0.0
	제천시	127.9	53.3	38.4	36.2	127.9	53.3	38.4	36.2	0.0	0.0	0.0	0.0	0.0	0.0	0.0	0.0
	청원군	209.9	18.6	20.3	171.0	45.0	18.6	20.3	6.1	160.6	0.0	0.0	160.6	4.3	0.0	0.0	4.3
	보은군	29.9	13.3	6.4	10.2	27.6	13.3	6.4	7.9	0.0	0.0	0.0	0.0	2.3	0.0	0.0	2.3
	옥천군	43.9	9.4	21.8	12.7	43.9	9.4	21.8	12.7	0.0	0.0	0.0	0.0	0.0	0.0	0.0	0.0
	영동군	38.3	2.0	21.6	14.7	38.3	2.0	21.6	14.7	0.0	0.0	0.0	0.0	0.0	0.0	0.0	0.0
	증평군	35.6	12.7	5.5	17.4	27.5	12.7	5.4	9.4	8.1	0.0	0.1	8.0	0.0	0.0	0.0	0.0
	진천군	89.3	5.3	22.7	61.3	60.0	5.3	22.7	32.0	29.3	0.0	0.0	29.3	0.0	0.0	0.0	0.0
	괴산군	46.9	14.1	2.0	30.8	43.8	14.1	2.0	27.7	1.7	0.0	0.0	1.7	1.4	0.0	0.0	1.4
	음성군	76.1	7.9	36.5	31.7	49.2	7.9	36.5	4.8	26.9	0.0	0.0	26.9	0.0	0.0	0.0	0.0
	단양군	37.3	6.3	14.2	16.8	36.2	6.3	14.2	15.7	1.1	0.0	0.0	1.1	0.0	0.0	0.0	0.0
충남	소계	2,582.6	482.1	546.5	1,554.0	1,752.7	465.3	488.3	799.1	821.4	16.8	58.2	746.4	8.5	0.0	0.0	8.5
	천안시	1,077.7	113.0	189.0	775.7	805.1	113.0	189.0	503.1	272.6	0.0	0.0	272.6	0.0	0.0	0.0	0.0
	공주시	130.7	3.3	44.2	83.2	71.6	3.3	44.2	24.1	59.1	0.0	0.0	59.1	0.0	0.0	0.0	0.0
	보령시	111.7	17.7	42.7	51.3	84.8	17.7	42.7	24.4	24.4	0.0	0.0	24.4	2.5	0.0	0.0	2.5
	아산시	324.7	51.4	67.0	206.3	129.6	45.3	53.7	30.6	195.1	6.1	13.3	175.7	0.0	0.0	0.0	0.0
	서산시	178.9	71.4	9.7	97.8	124.2	70.4	4.4	49.4	54.7	1.0	5.3	48.4	0.0	0.0	0.0	0.0
	논산시	176.0	41.8	39.8	94.4	132.8	41.4	38.2	53.2	43.2	0.4	1.6	41.2	0.0	0.0	0.0	0.0
	계룡시	47.7	0.7	23.0	24.0	33.3	0.7	23.0	9.6	14.4	0.0	0.0	14.4	0.0	0.0	0.0	0.0
	당진시	150.7	86.2	5.6	58.9	109.2	78.1	0.0	31.1	41.5	8.1	5.6	27.8	0.0	0.0	0.0	0.0
	금산군	55.9	31.8	0.5	23.6	41.6	30.6	0.0	11.0	14.3	1.2	0.5	12.6	0.0	0.0	0.0	0.0
	부여군	75.2	21.4	5.0	48.8	25.4	21.4	0.0	4.0	43.8	0.0	5.0	38.8	6.0	0.0	0.0	6.0
	서천군	42.7	15.0	8.7	19.0	33.4	15.0	8.7	9.7	9.3	0.0	0.0	9.3	0.0	0.0	0.0	0.0
	청양군	28.3	1.9	13.9	12.5	22.4	1.9	13.3	7.2	5.9	0.0	0.6	5.3	0.0	0.0	0.0	0.0
	홍성군	67.9	23.7	25.6	18.6	30.2	23.7	0.0	6.5	37.7	0.0	25.6	12.1	0.0	0.0	0.0	0.0
	예산군	48.3	2.5	35.2	10.6	48.3	2.5	35.2	10.6	0.0	0.0	0.0	0.0	0.0	0.0	0.0	0.0
	태안군	66.2	0.3	36.6	29.3	60.8	0.3	35.9	24.6	5.4	0.0	0.7	4.7	0.0	0.0	0.0	0.0
전북	소계	1,656.3	413.4	294.1	948.8	1,162.5	402.7	260.5	499.3	484.1	9.7	33.6	440.8	9.7	1.0	0.0	8.7
	전주시	699.9	50.2	135.7	514.0	489.3	40.6	135.6	313.1	210.6	9.6	0.1	200.9	0.0	0.0	0.0	0.0
	군산시	289.8	198.0	0.0	91.8	201.1	198.0	0.0	3.1	88.7	0.0	0.0	88.7	0.0	0.0	0.0	0.0
	익산시	201.0	0.0	90.2	110.8	116.9	0.0	90.2	26.7	84.1	0.0	0.0	84.1	0.0	0.0	0.0	0.0
	정읍시	83.5	9.7	33.4	40.4	18.4	9.7	0.0	8.7	65.1	0.0	33.4	31.7	0.0	0.0	0.0	0.0
	남원시	71.7	51.1	0.1	20.5	63.6	50.0	0.0	13.6	2.6	0.1	0.1	2.4	5.5	1.0	0.0	4.5
	김제시	66.1	5.4	20.0	40.7	57.9	5.4	20.0	32.5	8.2	0.0	0.0	8.2	0.0	0.0	0.0	0.0
	완주군	48.0	1.2	14.7	32.1	48.0	1.2	14.7	32.1	0.0	0.0	0.0	0.0	0.0	0.0	0.0	0.0
	진안군	20.3	15.2	0.0	5.1	19.0	15.2	0.0	3.8	0.7	0.0	0.0	0.7	0.6	0.0	0.0	0.6
	무주군	23.4	12.7	0.0	10.7	18.7	12.7	0.0	6.0	2.5	0.0	0.0	2.5	2.2	0.0	0.0	2.2
	장수군	19.7	14.3	0.0	5.4	17.9	14.3	0.0	3.6	0.7	0.0	0.0	0.7	1.1	0.0	0.0	1.1
	임실군	12.6	8.7	0.0	3.9	12.3	8.7	0.0	3.6	0.0	0.0	0.0	0.0	0.3	0.0	0.0	0.3

(단위:톤/일)

구 분		총계				자치단체				처리업체				자가처리			
시도	시군구	계	매립	소각	재활용	소계	매립	소각	재활용	소계	매립	소각	재활용	소계	매립	소각	재활용
전북	순창군	17.6	10.3	0.0	7.3	14.8	10.3	0.0	4.5	2.8	0.0	0.0	2.8	0.0	0.0	0.0	0.0
	고창군	45.6	12.6	0.0	33.0	45.6	12.6	0.0	33.0	0.0	0.0	0.0	0.0	0.0	0.0	0.0	0.0
	부안군	57.1	24.0	0.0	33.1	39.0	24.0	0.0	15.0	18.1	0.0	0.0	18.1	0.0	0.0	0.0	0.0
전남	소계	2,046.6	689.6	358.1	998.9	1,399.5	654.7	320.8	424.0	628.0	34.9	37.3	555.8	19.1	0.0	0.0	19.1
	목포시	247.4	162.7	2.5	82.2	211.6	143.6	0.0	68.0	35.8	19.1	2.5	14.2	0.0	0.0	0.0	0.0
	여수시	384.4	175.0	88.9	120.5	267.5	164.2	81.5	21.8	116.9	10.8	7.4	98.7	0.0	0.0	0.0	0.0
	순천시	321.0	119.4	0.0	201.6	182.8	119.4	0.0	63.4	138.2	0.0	0.0	138.2	0.0	0.0	0.0	0.0
	나주시	90.1	26.6	7.4	56.1	29.8	22.6	0.0	7.2	60.3	4.0	7.4	48.9	0.0	0.0	0.0	0.0
	광양시	264.9	101.0	1.3	162.6	165.7	101.0	0.0	64.7	99.2	0.0	1.3	97.9	0.0	0.0	0.0	0.0
	담양군	33.4	3.8	21.0	8.6	33.4	3.8	21.0	8.6	0.0	0.0	0.0	0.0	0.0	0.0	0.0	0.0
	곡성군	20.2	7.6	0.0	12.6	12.3	7.6	0.0	4.7	7.9	0.0	0.0	7.9	0.0	0.0	0.0	0.0
	구례군	17.6	0.0	12.1	5.5	0.0	0.0	0.0	0.0	17.6	0.0	12.1	5.5	0.0	0.0	0.0	0.0
	고흥군	63.6	22.9	12.3	28.4	52.6	22.9	12.3	17.4	7.6	0.0	0.0	7.6	3.4	0.0	0.0	3.4
	보성군	32.9	1.8	13.0	18.1	25.8	1.8	13.0	11.0	7.1	0.0	0.0	7.1	0.0	0.0	0.0	0.0
	화순군	42.7	14.3	0.0	28.4	29.8	14.3	0.0	15.5	10.9	0.0	0.0	10.9	2.0	0.0	0.0	2.0
	장흥군	32.9	10.4	7.8	14.7	23.7	10.4	7.8	5.5	9.2	0.0	0.0	9.2	0.0	0.0	0.0	0.0
	강진군	28.8	6.4	7.4	15.0	28.1	6.4	7.4	14.3	0.7	0.0	0.0	0.7	0.0	0.0	0.0	0.0
	해남군	56.1	11.2	8.3	36.6	46.5	11.2	8.3	27.0	0.0	0.0	0.0	0.0	9.6	0.0	0.0	9.6
	영암군	111.5	0.0	21.1	90.4	30.4	0.0	21.1	9.3	81.1	0.0	0.0	81.1	0.0	0.0	0.0	0.0
	무안군	67.6	5.8	30.9	30.9	56.3	5.6	26.2	24.5	7.9	0.2	4.7	3.0	3.4	0.0	0.0	3.4
	함평군	17.2	4.0	8.2	5.0	17.2	4.0	8.2	5.0	0.0	0.0	0.0	0.0	0.0	0.0	0.0	0.0
	영광군	49.2	3.2	27.6	18.4	46.2	3.2	27.6	15.4	3.0	0.0	0.0	3.0	0.0	0.0	0.0	0.0
	장성군	23.9	3.5	16.4	4.0	23.9	3.5	16.4	4.0	0.0	0.0	0.0	0.0	0.0	0.0	0.0	0.0
	완도군	52.4	4.9	33.9	13.6	51.1	4.9	33.9	12.3	1.3	0.0	0.0	1.3	0.0	0.0	0.0	0.0
	진도군	46.5	2.0	15.6	28.9	22.5	1.2	13.7	7.6	23.3	0.8	1.9	20.6	0.7	0.0	0.0	0.7
	신안군	42.3	3.1	22.4	16.8	42.3	3.1	22.4	16.8	0.0	0.0	0.0	0.0	0.0	0.0	0.0	0.0
경북	소계	2,804.4	684.7	718.4	1,401.3	1,972.9	658.6	536.6	777.7	828.0	26.1	181.8	620.1	3.5	0.0	0.0	3.5
	포항시	762.5	298.0	64.6	399.9	442.1	298.0	0.0	144.1	320.4	0.0	64.6	255.8	0.0	0.0	0.0	0.0
	경주시	272.4	21.1	113.8	137.5	269.4	21.1	113.8	134.5	3.0	0.0	0.0	3.0	0.0	0.0	0.0	0.0
	김천시	119.0	14.7	41.5	62.8	90.7	9.2	40.4	41.1	28.3	5.5	1.1	21.7	0.0	0.0	0.0	0.0
	안동시	278.2	31.2	0.0	247.0	180.2	21.0	0.0	159.2	98.0	10.2	0.0	87.8	0.0	0.0	0.0	0.0
	구미시	249.2	9.8	137.6	101.8	249.2	9.8	137.6	101.8	0.0	0.0	0.0	0.0	0.0	0.0	0.0	0.0
	영주시	172.4	93.6	0.0	78.8	123.9	93.6	0.0	30.3	48.5	0.0	0.0	48.5	0.0	0.0	0.0	0.0
	영천시	61.2	1.0	36.8	23.4	19.4	1.0	0.0	18.4	41.8	0.0	36.8	5.0	0.0	0.0	0.0	0.0
	상주시	85.0	8.1	39.9	37.0	57.1	7.5	39.6	10.0	27.9	0.6	0.3	27.0	0.0	0.0	0.0	0.0
	문경시	112.3	28.9	45.7	37.7	103.3	28.8	44.4	30.1	9.0	0.1	1.3	7.6	0.0	0.0	0.0	0.0
	경산시	172.0	61.6	35.8	74.6	100.9	61.6	35.8	3.5	71.1	0.0	0.0	71.1	0.0	0.0	0.0	0.0
	군위군	17.4	7.2	3.1	7.1	14.9	7.2	0.6	7.1	2.5	0.0	2.5	0.0	0.0	0.0	0.0	0.0
	의성군	42.4	15.6	13.3	13.5	36.3	15.6	10.0	10.7	6.1	0.0	3.3	2.8	0.0	0.0	0.0	0.0
	청송군	24.9	2.5	14.0	8.4	20.7	2.5	14.0	4.2	4.2	0.0	0.0	4.2	0.0	0.0	0.0	0.0
	영양군	13.1	9.4	1.2	2.5	13.1	9.4	1.2	2.5	0.0	0.0	0.0	0.0	0.0	0.0	0.0	0.0
	영덕군	50.0	16.1	24.1	9.8	42.1	15.6	23.3	3.2	7.8	0.5	0.8	6.5	0.1	0.0	0.0	0.1
	청도군	19.5	2.0	5.3	12.2	14.5	2.0	5.3	7.2	5.0	0.0	0.0	5.0	0.0	0.0	0.0	0.0
	고령군	17.5	8.1	6.7	2.7	17.3	8.1	6.7	2.5	0.2	0.0	0.0	0.2	0.0	0.0	0.0	0.0
	성주군	25.6	6.0	13.2	6.4	24.6	6.0	13.2	5.4	1.0	0.0	0.0	1.0	0.0	0.0	0.0	0.0
	칠곡군	112.0	8.6	77.1	26.3	39.9	4.0	27.4	8.5	69.7	4.6	49.7	15.4	2.4	0.0	0.0	2.4
	예천군	90.4	4.6	21.3	64.5	7.0	0.0	0.0	7.0	83.4	4.6	21.3	57.5	0.0	0.0	0.0	0.0
	봉화군	40.7	21.3	1.9	17.5	39.7	21.3	1.9	16.5	0.0	0.0	0.0	0.0	1.0	0.0	0.0	1.0
	울진군	53.7	8.3	17.2	28.2	53.6	8.3	17.1	28.2	0.1	0.0	0.1	0.0	0.0	0.0	0.0	0.0
	울릉군	13.0	7.0	4.3	1.7	13.0	7.0	4.3	1.7	0.0	0.0	0.0	0.0	0.0	0.0	0.0	0.0
경남	소계	3,176.2	652.0	879.6	1,644.6	2,450.0	633.9	859.4	956.7	720.4	18.1	20.2	682.1	5.8	0.0	0.0	5.8
	창원시	945.0	149.4	312.3	483.3	726.1	147.5	298.6	280.0	216.2	1.9	13.7	200.6	2.7	0.0	0.0	2.7
	진주시	415.1	172.5	1.4	241.2	370.5	172.5	0.0	198.0	44.6	0.0	1.4	43.2	0.0	0.0	0.0	0.0
	통영시	191.4	90.3	45.9	55.2	159.0	90.3	45.9	22.8	32.1	0.0	0.0	32.1	0.3	0.0	0.0	0.3
	사천시	169.0	55.4	44.8	68.8	137.5	55.4	44.8	37.3	31.5	0.0	0.0	31.5	0.0	0.0	0.0	0.0
	김해시	449.4	23.2	150.8	275.4	339.4	23.2	150.8	165.4	110.0	0.0	0.0	110.0	0.0	0.0	0.0	0.0
	밀양시	90.5	12.1	42.1	36.3	68.4	8.3	41.6	18.5	22.1	3.8	0.5	17.8	0.0	0.0	0.0	0.0
	거제시	195.2	7.9	86.5	100.8	148.7	7.9	86.5	54.3	46.5	0.0	0.0	46.5	0.0	0.0	0.0	0.0
	양산시	235.9	36.2	62.1	137.6	160.2	35.7	59.2	65.3	75.7	0.5	2.9	72.3	0.0	0.0	0.0	0.0
	의령군	23.5	11.6	5.5	6.4	20.8	11.6	5.5	3.7	2.7	0.0	0.0	2.7	0.0	0.0	0.0	0.0

(단위:톤/일)

구 분		총계				자치단체				처리업체				자가처리			
시도	시군구	계	매립	소각	재활용	소계	매립	소각	재활용	소계	매립	소각	재활용	소계	매립	소각	재활용
경남	함안군	80.4	1.0	33.4	46.0	38.2	0.8	32.5	4.9	42.2	0.2	0.9	41.1	0.0	0.0	0.0	0.0
	창녕군	49.6	5.0	12.7	31.9	46.6	5.0	12.7	28.9	3.0	0.0	0.0	3.0	0.0	0.0	0.0	0.0
	고성군	36.9	2.1	17.5	17.3	32.4	2.1	17.5	12.8	4.5	0.0	0.0	4.5	0.0	0.0	0.0	0.0
	남해군	39.3	11.0	0.7	27.6	33.5	11.0	0.0	22.5	5.8	0.0	0.7	5.1	0.0	0.0	0.0	0.0
	하동군	42.8	17.6	9.7	15.5	34.5	17.6	9.7	7.2	7.8	0.0	0.0	7.8	0.5	0.0	0.0	0.5
	산청군	40.4	9.1	9.8	21.5	33.0	9.1	9.8	14.1	7.4	0.0	0.0	7.4	0.0	0.0	0.0	0.0
	함양군	31.0	16.2	5.0	9.8	25.4	16.2	5.0	4.2	5.6	0.0	0.0	5.6	0.0	0.0	0.0	0.0
	거창군	79.5	10.1	29.2	40.2	44.3	10.1	29.2	5.0	35.2	0.0	0.0	35.2	0.0	0.0	0.0	0.0
	합천군	61.3	21.3	10.2	29.8	31.5	9.6	10.1	11.8	27.5	11.7	0.1	15.7	2.3	0.0	0.0	2.3
제주	소계	984.2	273.4	194.6	516.2	810.1	273.4	194.6	342.1	154.0	0.0	0.0	154.0	20.1	0.0	0.0	20.1
	제주시	605.9	136.6	143.3	326.0	560.0	136.6	143.3	280.1	25.8	0.0	0.0	25.8	20.1	0.0	0.0	20.1
	서귀포시	378.3	136.8	51.3	190.2	250.1	136.8	51.3	62.0	128.2	0.0	0.0	128.2	0.0	0.0	0.0	0.0

3. 폐기물 처리주체별 처리현황

가. 가정생활폐기물

(단위:톤/일)

구 분		총계				자치단체				처리업체				자가처리			
시도	시군구	계	매립	소각	재활용	소계	매립	소각	재활용	소계	매립	소각	재활용	소계	매립	소각	재활용
전국	합계	40,542.7	6,433.2	11,033.2	23,076.3	30,024.4	6,386.6	10,591.9	13,045.9	10,388.2	46.6	441.3	9,900.3	130.1	0.0	0.0	130.1
	소계	7,567.7	730.5	2,079.7	4,757.5	5,371.6	683.9	1,893.0	2,794.7	2,109.2	46.6	186.7	1,875.9	86.9	0.0	0.0	86.9
	종로구	281.0	31.2	70.7	179.1	125.5	31.2	70.7	23.6	68.6	0.0	0.0	68.6	86.9	0.0	0.0	86.9
	중구	472.1	13.3	150.3	308.5	305.3	13.3	150.3	141.7	166.8	0.0	0.0	166.8	0.0	0.0	0.0	0.0
	용산구	173.0	7.3	81.6	84.1	173.0	7.3	81.6	84.1	0.0	0.0	0.0	0.0	0.0	0.0	0.0	0.0
	성동구	234.0	11.4	66.4	156.2	179.3	11.4	66.4	101.5	54.7	0.0	0.0	54.7	0.0	0.0	0.0	0.0
	광진구	329.8	27.2	61.0	241.6	188.8	27.2	61.0	100.6	141.0	0.0	0.0	141.0	0.0	0.0	0.0	0.0
	동대문구	366.4	13.1	96.9	256.4	214.2	13.1	96.9	104.2	152.2	0.0	0.0	152.2	0.0	0.0	0.0	0.0
	중랑구	211.1	9.0	85.3	116.8	110.3	9.0	85.3	16.0	100.8	0.0	0.0	100.8	0.0	0.0	0.0	0.0
	성북구	251.1	12.8	100.0	138.3	251.1	12.8	100.0	138.3	0.0	0.0	0.0	0.0	0.0	0.0	0.0	0.0
	강북구	228.2	6.6	68.1	153.5	90.2	6.6	68.1	15.5	138.0			138.0	0.0	0.0	0.0	0.0
	도봉구	360.7	8.7	55.0	297.0	360.7	8.7	55.0	297.0	0.0	0.0	0.0	0.0	0.0	0.0	0.0	0.0
	노원구	292.4	4.0	112.2	176.2	134.6	4.0	112.2	18.4	157.8			157.8	0.0	0.0	0.0	0.0
	은평구	272.2	94.4	41.9	135.9	244.0	94.4	41.9	107.7	28.2	0.0	0.0	28.2	0.0	0.0	0.0	0.0
	서대문구	247.5	7.3	90.1	150.1	183.4	7.3	90.1	86.0	64.1	0.0	0.0	64.1	0.0	0.0	0.0	0.0
	마포구	273.1	12.6	107.5	153.0	239.6	12.6	107.5	119.5	33.5	0.0	0.0	33.5	0.0	0.0	0.0	0.0
	양천구	244.1	7.5	85.5	151.1	125.1	7.5	85.5	32.1	119.0	0.0	0.0	119.0	0.0	0.0	0.0	0.0
	강서구	281.4	20.2	91.5	169.7	0.0	0.0	0.0	0.0	281.4	20.2	91.5	169.7	0.0	0.0	0.0	0.0
	구로구	260.1	16.5	118.5	125.1	260.1	16.5	118.5	125.1	0.0	0.0	0.0	0.0	0.0	0.0	0.0	0.0
	금천구	160.4	70.3	8.1	82.0	78.4	70.3	8.1	0.0	82.0	0.0	0.0	82.0	0.0	0.0	0.0	0.0
	영등포구	267.3	26.4	95.2	145.7	0.0	0.0	0.0	0.0	267.3	26.4	95.2	145.7	0.0	0.0	0.0	0.0
	동작구	285.1	10.2	78.6	196.3	285.1	10.2	78.6	196.3	0.0	0.0	0.0	0.0	0.0	0.0	0.0	0.0
	관악구	291.9	107.0	25.4	159.5	132.4	107.0	25.4	0.0	159.5	0.0	0.0	159.5	0.0	0.0	0.0	0.0
	서초구	475.6	29.5	107.1	339.0	475.6	29.5	107.1	339.0	0.0	0.0	0.0	0.0	0.0	0.0	0.0	0.0
	강남구	533.9	81.9	143.3	308.7	439.6	81.9	143.3	214.4	94.3			94.3	0.0	0.0	0.0	0.0
	송파구	549.4	42.3	89.9	417.2	549.4	42.3	89.9	417.2	0.0	0.0	0.0	0.0	0.0	0.0	0.0	0.0
	강동구	225.9	59.8	49.6	116.5	225.9	59.8	49.6	116.5	0.0	0.0	0.0	0.0	0.0	0.0	0.0	0.0
부산	소계	2,648.2	193.5	584.7	1,870.0	1,537.6	193.5	584.7	759.4	1,110.6	0.0	0.0	1,110.6	0.0	0.0	0.0	0.0
	중구	61.9	9.4	23.0	29.5	47.9	9.4	23.0	15.5	14.0	0.0	0.0	14.0	0.0	0.0	0.0	0.0
	서구	96.0	12.0	18.4	65.6	55.9	12.0	18.4	25.5	40.1	0.0	0.0	40.1	0.0	0.0	0.0	0.0
	동구	84.1	7.4	16.4	60.3	69.0	7.4	16.4	45.2	15.1	0.0	0.0	15.1	0.0	0.0	0.0	0.0
	영도구	112.2	6.6	20.0	85.6	62.7	6.6	20.0	36.1	49.5	0.0	0.0	49.5	0.0	0.0	0.0	0.0
	부산진구	280.4	20.3	67.5	192.6	151.0	20.3	67.5	63.2	129.4	0.0	0.0	129.4	0.0	0.0	0.0	0.0
	동래구	209.7	12.8	43.6	153.3	122.2	12.8	43.6	65.8	87.5	0.0	0.0	87.5	0.0	0.0	0.0	0.0
	남구	199.7	9.8	36.0	153.9	109.2	9.8	36.0	63.4	90.5	0.0	0.0	90.5	0.0	0.0	0.0	0.0
	북구	225.9	8.7	49.9	167.3	106.5	8.7	49.9	47.9	119.4	0.0	0.0	119.4	0.0	0.0	0.0	0.0
	해운대구	262.0	9.2	47.3	205.5	156.5	9.2	47.3	100.0	105.5	0.0	0.0	105.5	0.0	0.0	0.0	0.0
	사하구	272.7	21.4	76.3	175.0	176.5	21.4	76.3	78.8	96.2	0.0	0.0	96.2	0.0	0.0	0.0	0.0
	금정구	193.9	8.8	35.9	149.2	116.2	8.8	35.9	71.5	77.7	0.0	0.0	77.7	0.0	0.0	0.0	0.0
	강서구	66.0	9.7	28.6	27.7	54.2	9.7	28.6	15.9	11.8	0.0	0.0	11.8	0.0	0.0	0.0	0.0
	연제구	148.5	7.6	25.4	115.5	49.0	7.6	25.4	16.0	99.5	0.0	0.0	99.5	0.0	0.0	0.0	0.0
	수영구	131.6	7.7	29.1	94.8	57.2	7.7	29.1	20.4	74.4	0.0	0.0	74.4	0.0	0.0	0.0	0.0
	사상구	233.1	30.0	38.9	164.2	133.1	30.0	38.9	64.2	100.0	0.0	0.0	100.0	0.0	0.0	0.0	0.0
	기장군	70.5	12.1	28.4	30.0	70.5	12.1	28.4	30.0	0.0	0.0	0.0	0.0	0.0	0.0	0.0	0.0
대구	소계	2,158.9	640.8	341.0	1,177.1	1,635.1	640.8	341.0	653.3	523.8	0.0	0.0	523.8	0.0	0.0	0.0	0.0
	중구	131.5	52.6	11.8	67.1	96.6	52.6	11.8	32.2	34.9			34.9	0.0			
	동구	300.4	100.4	56.7	143.3	300.4	100.4	56.7	143.3	0.0				0.0			
	서구	199.7	69.2	30.1	100.4	175.6	69.2	30.1	76.3	24.1			24.1	0.0			
	남구	178.1	46.4	41.9	89.8	178.1	46.4	41.9	89.8	0.0				0.0			
	북구	358.5	126.0	37.2	195.3	255.7	126.0	37.2	92.5	102.8			102.8	0.0			
	수성구	359.2	110.6	43.2	205.4	251.7	110.6	43.2	97.9	107.5			107.5	0.0			
	달서구	457.5	93.6	98.5	265.4	306.7	93.6	98.5	114.6	150.8			150.8	0.0			
	달성군	174.0	42.0	21.6	110.4	70.3	42.0	21.6	6.7	103.7			103.7	0.0			
인천	소계	1,608.8	153.0	609.6	846.2	1,331.0	153.0	588.2	589.8	277.8	0.0	21.4	256.4	0.0	0.0	0.0	0.0
	중구	99.6	20.4	35.2	44.0	99.6	20.4	35.2	44.0	0.0				0.0			
	동구	42.7	8.5	11.3	22.9	21.4	8.5	11.3	1.6	21.3			21.3	0.0			

(단위:톤/일)

구 분		총계				자치단체				처리업체				자가처리			
시도	시군구	계	매립	소각	재활용	소계	매립	소각	재활용	소계	매립	소각	재활용	소계	매립	소각	재활용
인천	남구	279.4	22.9	85.4	171.1	279.4	22.9	85.4	171.1	0.0				0.0			
	연수구	126.1	6.7	48.3	71.1	126.1	6.7	48.3	71.1	0.0	0.0	0.0	0.0	0.0			
	남동구	248.3	15.5	100.7	132.1	248.3	15.5	100.7	132.1	0.0				0.0			
	부평구	306.9	35.2	141.5	130.2	213.8	35.2	122.7	55.9	93.1	0.0	18.8	74.3	0.0			
	계양구	241.0	16.3	67.8	156.9	88.6	16.3	65.2	7.1	152.4		2.6	149.8	0.0			
	서구	188.8	11.7	89.9	87.2	188.8	11.7	89.9	87.2	0.0				0.0			
	강화군	29.6	14.6	2.1	12.9	29.6	14.6	2.1	12.9	0.0	0.0	0.0	0.0	0.0	0.0	0.0	0.0
	옹진군	13.7	1.2	5.7	6.8	13.7	1.2	5.7	6.8	0.0				0.0			
	경제청	32.7	0.0	21.7	11.0	21.7		21.7		11.0			11.0	0.0			
광주	소계	1,195.6	201.1	242.5	752.0	930.1	201.1	242.5	486.5	265.5	0.0	0.0	265.5	0.0	0.0	0.0	0.0
	동구	136.4	42.7	6.2	87.5	81.0	42.7	6.2	32.1	55.4			55.4	0.0			
	서구	306.5	24.4	84.1	198.0	225.5	24.4	84.1	117.0	81.0			81.0	0.0			
	남구	158.6	49.9	6.4	102.3	120.9	49.9	6.4	64.6	37.7			37.7	0.0			
	북구	337.1	49.0	81.7	206.4	280.1	49.0	81.7	149.4	57.0			57.0	0.0			
	광산구	257.0	35.1	64.1	157.8	222.6	35.1	64.1	123.4	34.4			34.4	0.0			
대전	소계	1,301.7	204.6	255.1	842.0	786.6	204.6	255.1	326.9	513.4	0.0	0.0	513.4	1.7	0.0	0.0	1.7
	동구	218.0	35.0	46.6	136.4	218.0	35.0	46.6	136.4	0.0	0.0	0.0	0.0	0.0	0.0	0.0	0.0
	중구	249.1	36.2	46.2	166.7	100.2	36.2	46.2	17.8	148.9	0.0	0.0	148.9	0.0	0.0	0.0	0.0
	서구	400.4	76.6	72.7	251.1	304.4	76.6	72.7	155.1	95.2	0.0	0.0	95.2	0.8	0.0	0.0	0.8
	유성구	239.4	25.3	48.8	165.3	91.7	25.3	48.8	17.6	146.8	0.0	0.0	146.8	0.9	0.0	0.0	0.9
	대덕구	194.8	31.5	40.8	122.5	72.3	31.5	40.8	0.0	122.5	0.0	0.0	122.5	0.0	0.0	0.0	0.0
울산	소계	1,032.1	0.0	378.8	653.3	782.3	0.0	378.8	403.5	249.8	0.0	0.0	249.8	0.0	0.0	0.0	0.0
	중구	224.4		87.9	136.5	224.4	0.0	87.9	136.5	0.0				0.0			
	남구	322.0	0.0	113.1	208.9	228.4		113.1	115.3	93.6			93.6	0.0			
	동구	191.2	0.0	75.7	115.5	124.9		75.7	49.2	66.3			66.3	0.0			
	북구	149.1	0.0	48.5	100.6	98.3		48.5	49.8	50.8			50.8	0.0			
	울주군	145.4	0.0	53.6	91.8	106.3		53.6	52.7	39.1			39.1	0.0			
세종	소계	70.1	3.8	31.4	34.9	65.7	3.8	31.4	30.5	4.4	0.0	0.0	4.4	0.0	0.0	0.0	0.0
	세종시	70.1	3.8	31.4	34.9	65.7	3.8	31.4	30.5	4.4			4.4	0.0			
경기	소계	8,141.5	609.8	2,962.0	4,569.7	6,136.1	609.8	2,931.4	2,594.9	2,005.4	0.0	30.6	1,974.8	0.0	0.0	0.0	0.0
	수원시	848.3	0.0	319.8	528.5	848.3	0.0	319.8	528.5	0.0				0.0			
	성남시	711.0	1.1	368.5	341.4	566.9	1.1	368.5	197.3	144.1			144.1	0.0			
	의정부시	332.2	9.6	112.2	210.4	228.6	9.6	112.2	106.8	103.6			103.6	0.0			
	안양시	331.9	81.9	59.8	190.2	233.6	81.9	51.3	100.4	98.3		8.5	89.8	0.0			
	부천시	444.5	26.1	159.4	259.0	444.5	26.1	159.4	259.0	0.0				0.0			
	광명시	210.1	7.7	108.2	94.2	141.1	7.7	108.2	25.2	69.0			69.0	0.0			
	평택시	344.7	85.2	40.3	219.2	145.1	85.2	18.2	41.7	199.6		22.1	177.5	0.0			
	동두천시	64.3	0.0	29.2	35.1	49.9		29.2	20.7	14.4			14.4	0.0			
	안산시	477.7	53.8	188.0	235.9	457.2	53.8	188.0	215.4	20.5	0.0	0.0	20.5	0.0			
	고양시	709.7	31.9	235.4	442.4	362.4	31.9	235.4	95.1	347.3			347.3	0.0			
	과천시	51.3	2.0	35.2	14.1	51.3	2.0	35.2	14.1	0.0				0.0			
	구리시	108.1	3.5	52.4	52.2	64.0	3.5	52.4	8.1	44.1			44.1	0.0			
	남양주시	315.1	25.8	127.4	161.9	315.1	25.8	127.4	161.9	0.0				0.0			
	오산시	125.7	5.3	41.6	78.8	125.7	5.3	41.6	78.8	0.0				0.0			
	시흥시	258.2	86.1	24.2	147.9	258.2	86.1	24.2	147.9	0.0	0.0	0.0	0.0	0.0			
	군포시	164.0	0.0	98.9	65.1	110.5	0.0	98.9	11.6	53.5	0.0	0.0	53.5	0.0			
	의왕시	105.4	26.3	18.3	60.8	91.1	26.3	18.3	46.5	14.3			14.3	0.0			
	하남시	118.1	0.0	43.1	75.0	46.1		43.1	3.0	72.0			72.0	0.0			
	용인시	655.2	24.8	324.7	305.7	385.8	24.8	324.7	36.3	269.4			269.4	0.0			
	파주시	329.4	0.0	103.6	225.8	192.0	0.0	103.6	88.4	137.4			137.4	0.0			
	이천시	161.4	0.0	68.7	92.7	68.7		68.7		92.7			92.7	0.0			
	안성시	109.8	22.3	42.6	44.9	109.8	22.3	42.6	44.9	0.0				0.0			
	김포시	195.0	52.7	35.9	106.4	97.6	52.7	35.9	9.0	97.4	0.0	0.0	97.4	0.0			
	화성시	198.2	0.0	80.2	118.0	198.2	0.0	80.2	118.0	0.0				0.0			
	광주시	219.3	2.1	73.0	144.2	147.8	2.1	73.0	72.7	71.5			71.5	0.0			
	양주시	129.0	0.0	50.1	78.9	57.1		50.1	7.0	71.9			71.9	0.0			
	포천시	161.8	10.9	52.6	98.3	98.8	10.9	52.6	35.3	63.0	0.0	0.0	63.0	0.0			
	여주시	71.8	12.5	17.1	42.2	71.8	12.5	17.1	42.2	0.0				0.0			
	연천군	61.2	6.3	25.8	29.1	39.8	6.3	25.8	7.7	21.4			21.4	0.0			

(단위:톤/일)

구 분		총계				자치단체				처리업체				자가처리			
시도	시군구	계	매립	소각	재활용	소계	매립	소각	재활용	소계	매립	소각	재활용	소계	매립	소각	재활용
경기	가평군	69.6	26.9	0.0	42.7	69.6	26.9	0.0	42.7	0.0				0.0			
	양평군	59.5	5.0	25.8	28.7	59.5	5.0	25.8	28.7	0.0				0.0			
강원	소계	1,834.4	494.7	376.1	963.6	1,464.5	494.7	376.1	593.7	367.6	0.0	0.0	367.6	2.3	0.0	0.0	2.3
	춘천시	378.9	31.3	115.4	232.2	378.6	31.3	115.4	231.9	0.3			0.3	0.0			
	원주시	270.5	75.9	0.0	194.6	165.0	75.9		89.1	105.5			105.5	0.0			
	강릉시	320.2	84.2	0.0	236.0	94.8	84.2		10.6	225.4			225.4	0.0			
	동해시	93.9	61.9	8.6	23.4	82.6	61.9	8.6	12.1	11.3			11.3	0.0			
	태백시	62.4	9.3	28.8	24.3	62.4	9.3	28.8	24.3	0.0				0.0			
	속초시	163.1	25.4	58.1	79.6	163.1	25.4	58.1	79.6	0.0				0.0			
	삼척시	96.4	64.7	0.0	31.7	88.1	64.7		23.4	6.2			6.2	2.1			2.1
	홍천군	41.3	3.3	33.4	4.6	41.3	3.3	33.4	4.6	0.0				0.0			
	횡성군	27.4	6.8	10.9	9.7	27.4	6.8	10.9	9.7	0.0				0.0			
	영월군	35.2	4.3	12.7	18.2	35.2	4.3	12.7	18.2	0.0				0.0			
	평창군	36.1	2.6	10.8	22.7	36.1	2.6	10.8	22.7	0.0				0.0			
	정선군	40.2	20.0	4.6	15.6	37.1	20.0	4.6	12.5	3.1			3.1	0.0			
	철원군	54.4	20.3	18.3	15.8	43.1	20.3	18.3	4.5	11.3			11.3	0.0			
	화천군	44.0	22.9	8.7	12.4	44.0	22.9	8.7	12.4	0.0				0.0			
	양구군	35.1	11.6	10.1	13.4	30.4	11.6	10.1	8.7	4.5			4.5	0.2			0.2
	인제군	54.6	26.1	14.1	14.4	54.6	26.1	14.1	14.4	0.0				0.0			
	고성군	48.0	20.0	20.0	8.0	48.0	20.0	20.0	8.0	0.0				0.0			
	양양군	32.7	4.1	21.6	7.0	32.7	4.1	21.6	7.0	0.0				0.0			
충북	소계	1,579.0	260.2	432.7	886.1	834.9	260.2	408.6	166.1	733.5	0.0	24.1	709.4	10.6	0.0	0.0	10.6
	청주시	698.6	68.4	178.6	451.6	222.9	68.4	154.5	0.0	471.5	0.0	24.1	447.4	4.2	0.0	0.0	4.2
	충주시	247.0	51.3	67.8	127.9	138.5	51.3	67.8	19.4	108.5			108.5	0.0			
	제천시	125.7	53.3	38.4	34.0	125.7	53.3	38.4	34.0	0.0				0.0			
	청원군	178.7	18.6	20.3	139.8	45.0	18.6	20.3	6.1	129.4			129.4	4.3			4.3
	보은군	28.3	12.8	5.9	9.6	26.2	12.8	5.9	7.5	0.0				2.1			2.1
	옥천군	41.7	9.2	21.0	11.5	41.7	9.2	21.0	11.5	0.0				0.0			
	영동군	37.0	2.0	21.4	13.6	37.0	2.0	21.4	13.6	0.0	0.0	0.0	0.0	0.0	0.0	0.0	0.0
	증평군	27.5	12.7	5.4	9.4	27.5	12.7	5.4	9.4	0.0				0.0			
	진천군	60.0	5.3	22.7	32.0	60.0	5.3	22.7	32.0	0.0				0.0			
	괴산군	28.1	12.4	1.9	13.8	26.4	12.4	1.9	12.1	1.7			1.7	0.0			
	음성군	71.6	7.9	36.5	27.2	49.2	7.9	36.5	4.8	22.4			22.4	0.0			
	단양군	34.8	6.3	12.8	15.7	34.8	6.3	12.8	15.7	0.0				0.0			
충남	소계	2,066.8	460.3	495.4	1,111.1	1,699.0	460.3	471.3	767.4	367.8	0.0	24.1	343.7	0.0	0.0	0.0	0.0
	천안시	805.1	113.0	189.0	503.1	805.1	113.0	189.0	503.1	0.0				0.0			
	공주시	110.9	2.6	40.5	67.8	54.8	2.6	40.5	11.7	56.1			56.1	0.0			0.0
	보령시	98.9	15.4	38.7	44.8	74.5	15.4	38.7	20.4	24.4	0.0	0.0	24.4	0.0	0.0	0.0	
	아산시	269.9	45.3	53.7	170.9	129.6	45.3	53.7	30.6	140.3			140.3	0.0			
	서산시	159.6	70.4	4.4	84.8	124.2	70.4	4.4	49.4	35.4			35.4	0.0			0.0
	논산시	152.2	41.4	38.2	72.6	121.8	41.4	38.2	42.2	30.4			30.4	0.0			
	계룡시	37.8	0.7	19.6	17.5	29.9	0.7	19.6	9.6	7.9		0.0	7.9	0.0			
	당진시	109.2	78.1	0.0	31.1	109.2	78.1		31.1	0.0				0.0			
	금산군	41.6	30.6	0.0	11.0	41.6	30.6	0.0	11.0	0.0				0.0			
	부여군	59.1	21.4	0.0	37.7	25.4	21.4		4.0	33.7			33.7	0.0			
	서천군	37.6	14.4	8.6	14.6	29.3	14.4	8.6	6.3	8.3	0.0	0.0	8.3	0.0	0.0	0.0	0.0
	청양군	23.0	1.9	13.3	7.8	22.4	1.9	13.3	7.2	0.6			0.6	0.0			
	홍성군	59.5	22.3	24.1	13.1	28.8	22.3		6.5	30.7		24.1	6.6	0.0			
	예산군	41.6	2.5	29.4	9.7	41.6	2.5	29.4	9.7	0.0				0.0			
	태안군	60.8	0.3	35.9	24.6	60.8	0.3	35.9	24.6	0.0	0.0	0.0	0.0	0.0	0.0	0.0	0.0
전북	소계	1,549.2	392.6	287.9	868.7	1,125.8	392.6	255.7	477.5	420.5	0.0	32.2	388.3	2.9	0.0	0.0	2.9
	전주시	653.1	35.0	133.0	485.1	479.7	35.0	133.0	311.7	173.4			173.4	0.0			
	군산시	282.5	198.0	0.0	84.5	201.1	198.0		3.1	81.4			81.4	0.0			
	익산시	193.7	0.0	90.2	103.5	116.9		90.2	26.7	76.8			76.8	0.0			
	정읍시	76.8	9.7	32.2	34.9	18.4	9.7		8.7	58.4		32.2	26.2	0.0			
	남원시	63.6	50.0	0.0	13.6	63.6	50.0		13.6	0.0	0.0		0.0	0.0			0.0
	김제시	60.0	5.4	18.7	35.9	51.8	5.4	18.7	27.7	8.2			8.2	0.0			
	완주군	34.1	1.0	13.8	19.3	34.1	1.0	13.8	19.3	0.0	0.0	0.0	0.0	0.0	0.0	0.0	0.0
	진안군	20.3	15.2	0.0	5.1	19.0	15.2		3.8	0.7			0.7	0.6			0.6

(단위:톤/일)

구 분		총계				자치단체				처리업체				자가처리			
시도	시군구	계	매립	소각	재활용	소계	매립	소각	재활용	소계	매립	소각	재활용	소계	매립	소각	재활용
전북	무주군	17.9	11.6	0.0	6.3	16.9	11.6		5.3	0.0				1.0			1.0
	장수군	19.7	14.3	0.0	5.4	17.9	14.3		3.6	0.7			0.7	1.1			1.1
	임실군	12.3	8.7	0.0	3.6	12.1	8.7		3.4	0.0				0.2			0.2
	순창군	17.6	10.3	0.0	7.3	14.8	10.3		4.5	2.8			2.8	0.0			
	고창군	45.4	12.4	0.0	33.0	45.4	12.4		33.0	0.0				0.0			
	부안군	52.2	21.0	0.0	31.2	34.1	21.0		13.1	18.1			18.1	0.0			
전남	소계	1,696.8	614.3	324.4	758.1	1,319.9	614.3	310.7	394.9	357.8	0.0	13.7	344.1	19.1	0.0	0.0	19.1
	목포시	211.6	143.6	0.0	68.0	211.6	143.6		68.0	0.0				0.0			
	여수시	303.4	152.2	81.5	69.7	246.1	152.2	81.5	12.4	57.3			57.3	0.0			
	순천시	288.9	104.1	0.0	184.8	167.5	104.1		63.4	121.4			121.4	0.0			
	나주시	52.9	20.6	1.6	30.7	26.8	20.6		6.2	26.1		1.6	24.5	0.0			
	광양시	153.6	92.1	0.0	61.5	153.6	92.1		61.5	0.0				0.0			
	담양군	32.1	2.5	21.0	8.6	32.1	2.5	21.0	8.6	0.0				0.0			
	곡성군	19.7	7.6	0.0	12.1	12.3	7.6		4.7	7.4			7.4	0.0			
	구례군	17.6	0.0	12.1	5.5	0.0				17.6		12.1	5.5	0.0			
	고흥군	62.1	22.4	12.1	27.6	51.1	22.4	12.1	16.6	7.6			7.6	3.4			3.4
	보성군	31.5	1.8	13.0	16.7	24.4	1.8	13.0	9.6	7.1			7.1	0.0			
	화순군	42.7	14.3	0.0	28.4	29.8	14.3	0.0	15.5	10.9	0.0	0.0	10.9	2.0	0.0	0.0	2.0
	장흥군	30.5	10.4	7.8	12.3	22.5	10.4	7.8	4.3	8.0			8.0	0.0			
	강진군	28.1	6.4	7.4	14.3	28.1	6.4	7.4	14.3	0.0				0.0			
	해남군	56.1	11.2	8.3	36.6	46.5	11.2	8.3	27.0	0.0				9.6			9.6
	영암군	105.6	0.0	18.7	86.9	28.0		18.7	9.3	77.6			77.6	0.0			
	무안군	59.7	5.6	26.2	27.9	56.3	5.6	26.2	24.5	0.0				3.4			3.4
	함평군	17.2	4.0	8.2	5.0	17.2	4.0	8.2	5.0	0.0				0.0			0.0
	영광군	40.4	2.9	23.6	13.9	37.4	2.9	23.6	10.9	3.0	0.0	0.0	3.0	0.0	0.0	0.0	0.0
	장성군	23.9	3.5	16.4	4.0	23.9	3.5	16.4	4.0	0.0				0.0			
	완도군	41.2	4.8	30.4	6.0	39.9	4.8	30.4	4.7	1.3			1.3	0.0			
	진도군	35.7	1.2	13.7	20.8	22.5	1.2	13.7	7.6	12.5			12.5	0.7			0.7
	신안군	42.3	3.1	22.4	16.8	42.3	3.1	22.4	16.8	0.0				0.0			
경북	소계	2,389.2	653.2	621.7	1,114.3	1,927.6	653.2	513.2	761.2	460.5	0.0	108.5	352.0	1.1	0.0	0.0	1.1
	포항시	653.5	298.0	0.0	355.5	442.1	298.0		144.1	211.4			211.4	0.0			
	경주시	252.8	18.4	103.4	131.0	252.8	18.4	103.4	131.0	0.0				0.0			
	김천시	90.7	9.2	40.4	41.1	90.7	9.2	40.4	41.1	0.0				0.0			
	안동시	176.8	21.0	0.0	155.8	176.8	21.0	0.0	155.8	0.0				0.0			
	구미시	240.4	9.8	133.9	96.7	240.4	9.8	133.9	96.7	0.0				0.0			
	영주시	172.4	93.6	0.0	78.8	123.9	93.6		30.3	48.5			48.5	0.0			
	영천시	56.2	1.0	36.8	18.4	19.4	1.0	0.0	18.4	36.8	0.0	36.8	0.0	0.0	0.0	0.0	0.0
	상주시	64.0	7.5	39.6	16.9	56.1	7.5	39.6	9.0	7.9			7.9	0.0			
	문경시	103.3	28.8	44.4	30.1	103.3	28.8	44.4	30.1	0.0				0.0			
	경산시	156.5	58.9	26.5	71.1	85.4	58.9	26.5		71.1			71.1	0.0			
	군위군	17.4	7.2	3.1	7.1	14.9	7.2	0.6	7.1	2.5		2.5		0.0			
	의성군	36.3	15.6	10.0	10.7	36.3	15.6	10.0	10.7	0.0				0.0			
	청송군	20.7	2.5	14.0	4.2	20.7	2.5	14.0	4.2	0.0				0.0			
	영양군	13.1	9.4	1.2	2.5	13.1	9.4	1.2	2.5	0.0				0.0			
	영덕군	42.2	15.6	23.3	3.3	42.1	15.6	23.3	3.2	0.0				0.1			0.1
	청도군	19.5	2.0	5.3	12.2	14.5	2.0	5.3	7.2	5.0			5.0	0.0			
	고령군	17.3	8.1	6.7	2.5	17.3	8.1	6.7	2.5	0.0				0.0			
	성주군	24.6	6.0	13.2	5.4	24.6	6.0	13.2	5.4	0.0				0.0			
	칠곡군	94.8	4.0	76.2	14.6	39.9	4.0	27.4	8.5	54.9		48.8	6.1	0.0			
	예천군	29.4	0.0	20.4	9.0	7.0			7.0	22.4		20.4	2.0	0.0			
	봉화군	40.7	21.3	1.9	17.5	39.7	21.3	1.9	16.5	0.0				1.0			1.0
	울진군	53.6	8.3	17.1	28.2	53.6	8.3	17.1	28.2	0.0				0.0			
	울릉군	13.0	7.0	4.3	1.7	13.0	7.0	4.3	1.7	0.0				0.0			
경남	소계	2,846.5	580.8	830.6	1,435.1	2,322.4	580.8	830.6	911.0	518.6	0.0	0.0	518.6	5.5	0.0	0.0	5.5
	창원시	861.5	135.7	289.0	436.8	702.9	135.7	289.0	278.2	155.9			155.9	2.7			2.7
	진주시	350.7	159.9	0.0	190.8	350.7	159.9		190.8	0.0				0.0			
	통영시	156.5	71.5	38.0	47.0	126.0	71.5	38.0	16.5	30.5			30.5	0.0			
	사천시	150.4	52.4	43.6	54.4	118.9	52.4	43.6	22.9	31.5			31.5	0.0			
	김해시	445.0	23.2	148.2	273.6	336.8	23.2	148.2	165.4	108.2			108.2	0.0			

(단위:톤/일)

구 분		총계				자치단체				처리업체				자가처리			
시도	시군구	계	매립	소각	재활용	소계	매립	소각	재활용	소계	매립	소각	재활용	소계	매립	소각	재활용
경남	밀양시	74.1	7.4	39.1	27.6	65.0	7.4	39.1	18.5	9.1			9.1	0.0			
	거제시	163.4	3.1	82.2	78.1	137.6	3.1	82.2	52.3	25.8			25.8	0.0			
	양산시	229.7	35.7	59.2	134.8	159.9	35.7	59.2	65.0	69.8			69.8	0.0			
	의령군	22.6	10.8	5.5	6.3	20.0	10.8	5.5	3.7	2.6			2.6	0.0			
	함안군	60.1	0.8	32.5	26.8	38.2	0.8	32.5	4.9	21.9			21.9	0.0			
	창녕군	46.2	5.0	12.7	28.5	43.2	5.0	12.7	25.5	3.0			3.0	0.0			
	고성군	35.0	2.1	17.5	15.4	30.5	2.1	17.5	10.9	4.5			4.5	0.0			
	남해군	33.4	11.0	0.0	22.4	28.4	11.0		17.4	5.0			5.0	0.0			
	하동군	39.2	17.3	9.1	12.8	32.5	17.3	9.1	6.1	6.2			6.2	0.5			0.5
	산청군	40.2	9.0	9.7	21.5	32.8	9.0	9.7	14.1	7.4			7.4	0.0			
	함양군	30.5	16.2	5.0	9.3	25.4	16.2	5.0	4.2	5.1			5.1	0.0			
	거창군	76.4	10.1	29.2	37.1	44.3	10.1	29.2	5.0	32.1			32.1	0.0			
	합천군	31.6	9.6	10.1	11.9	29.3	9.6	10.1	9.6	0.0				2.3			2.3
제주	소계	856.2	240.0	179.6	436.6	754.2	240.0	179.6	334.6	102.0	0.0	0.0	102.0	0.0	0.0	0.0	0.0
	제주시	528.0	117.3	130.6	280.1	528.0	117.3	130.6	280.1	0.0				0.0			
	서귀포시	328.2	122.7	49.0	156.5	226.2	122.7	49.0	54.5	102.0	0.0	0.0	102.0	0.0			

3. 폐기물 처리주체별 처리현황

나. 사업장생활폐기물

(단위:톤/일)

구 분		총계				자치단체				처리업체				자가처리			
시도	시군구	계	매립	소각	재활용	소계	매립	소각	재활용	소계	매립	소각	재활용	소계	매립	소각	재활용
전국	합계	8,185.5	1,180.3	1,297.6	5,707.6	2,195.4	798.7	730.7	666.0	5,351.5	380.6	566.4	4,404.5	638.6	1.0	0.5	637.1
서울	소계	991.3	43.6	223.8	723.9	384.3	33.6	192.9	157.8	607.0	10.0	30.9	566.1	0.0	0.0	0.0	0.0
	종로구	73.7	2.2	28.1	43.4	59.0	2.2	28.1	28.7	14.7	0.0	0.0	14.7	0.0	0.0	0.0	0.0
	중구	35.8	0.0	16.4	19.4	16.4	0.0	16.4	0.0	19.4	0.0	0.0	19.4	0.0	0.0	0.0	0.0
	용산구	20.2	1.0	6.0	13.2	20.2	1.0	6.0	13.2	0.0	0.0	0.0	0.0	0.0	0.0	0.0	0.0
	성동구	27.8	4.4	6.1	17.3	10.5	4.4	6.1	0.0	17.3	0.0	0.0	17.3	0.0	0.0	0.0	0.0
	광진구	49.5	0.0	5.3	44.2	12.4	0.0	5.3	7.1	37.1	0.0	0.0	37.1	0.0	0.0	0.0	0.0
	동대문구	30.4	0.9	6.5	23.0	7.4	0.9	6.5	0.0	23.0	0.0	0.0	23.0	0.0	0.0	0.0	0.0
	중랑구	16.3	4.9	1.1	10.3	6.0	4.9	1.1	0.0	10.3	0.0	0.0	10.3	0.0	0.0	0.0	0.0
	성북구	23.8	2.1	2.4	19.3	4.5	2.1	2.4	0.0	19.3	0.0	0.0	19.3	0.0	0.0	0.0	0.0
	강북구	4.4	0.0	1.8	2.6	0.0	0.0	0.0	0.0	4.4		1.8	2.6	0.0	0.0	0.0	0.0
	도봉구	25.5	0.4	3.6	21.5	25.5	0.4	3.6	21.5	0.0	0.0	0.0	0.0	0.0	0.0	0.0	0.0
	노원구	10.0	0.0	3.1	6.9	3.1	0.0	3.1	0.0	6.9			6.9	0.0	0.0	0.0	0.0
	은평구	22.7	4.7	0.0	18.0	4.7	4.7	0.0	0.0	18.0	0.0	0.0	18.0	0.0	0.0	0.0	0.0
	서대문구	14.9	1.7	3.5	9.7	5.2	1.7	3.5	0.0	9.7	0.0	0.0	9.7	0.0	0.0	0.0	0.0
	마포구	13.9	1.1	5.5	7.3	6.6	1.1	5.5	0.0	7.3	0.0	0.0	7.3	0.0	0.0	0.0	0.0
	양천구	32.0	0.0	4.0	28.0	4.0	0.0	4.0	0.0	28.0	0.0	0.0	28.0	0.0	0.0	0.0	0.0
	강서구	88.8	3.7	12.1	73.0	0.0	0.0	0.0	0.0	88.8	3.7	12.1	73.0	0.0	0.0	0.0	0.0
	구로구	18.4	0.0	3.8	14.6	3.8	0.0	3.8	0.0	14.6	0.0	0.0	14.6	0.0	0.0	0.0	0.0
	금천구	19.8	2.8	0.0	17.0	0.0	0.0	0.0	0.0	19.8	2.8	0.0	17.0	0.0	0.0	0.0	0.0
	영등포구	38.5	3.5	17.0	18.0	0.0	0.0	0.0	0.0	38.5	3.5	17.0	18.0	0.0	0.0	0.0	0.0
	동작구	42.4	3.2	8.6	30.6	11.8	3.2	8.6	0.0	30.6	0.0	0.0	30.6	0.0	0.0	0.0	0.0
	관악구	23.6	1.8	1.4	20.4	23.6	1.8	1.4	20.4	0.0	0.0		0.0	0.0	0.0	0.0	0.0
	서초구	76.7	0.0	25.2	51.5	76.7	0.0	25.2	51.5	0.0	0.0	0.0	0.0	0.0	0.0	0.0	0.0
	강남구	211.3	3.4	17.1	190.8	20.5	3.4	17.1	0.0	190.8	0.0	0.0	190.8	0.0	0.0	0.0	0.0
	송파구	50.4	0.0	41.9	8.5	41.9	0.0	41.9		8.5			8.5	0.0	0.0	0.0	0.0
	강동구	20.5	1.8	3.3	15.4	20.5	1.8	3.3	15.4	0.0	0.0	0.0	0.0	0.0	0.0	0.0	0.0
부산	소계	525.6	39.2	186.2	300.2	228.2	39.2	185.8	3.2	297.4	0.0	0.4	297.0	0.0	0.0	0.0	0.0
	중구	17.8	3.3	8.9	5.6	12.2	3.3	8.9	0.0	5.6	0.0	0.0	5.6	0.0	0.0	0.0	0.0
	서구	21.4	2.6	6.4	12.4	9.0	2.6	6.4	0.0	12.4	0.0	0.0	12.4	0.0	0.0	0.0	0.0
	동구	10.6	1.0	5.3	4.3	6.3	1.0	5.3	0.0	4.3	0.0	0.0	4.3	0.0	0.0	0.0	0.0
	영도구	5.6	0.1	2.6	2.9	2.7	0.1	2.6	0.0	2.9	0.0	0.0	2.9	0.0	0.0	0.0	0.0
	부산진구	86.1	14.1	21.3	50.7	35.4	14.1	21.3	0.0	50.7	0.0	0.0	50.7	0.0	0.0	0.0	0.0
	동래구	18.2	0.2	7.1	10.9	7.3	0.2	7.1	0.0	10.9	0.0	0.0	10.9	0.0	0.0	0.0	0.0
	남구	19.7	0.1	14.9	4.7	14.6	0.1	14.5	0.0	5.1	0.0	0.4	4.7	0.0	0.0	0.0	0.0
	북구	36.0	1.5	9.2	25.3	10.7	1.5	9.2	0.0	25.3	0.0	0.0	25.3	0.0	0.0	0.0	0.0
	해운대구	113.2	5.7	49.4	58.1	55.1	5.7	49.4	0.0	58.1	0.0	0.0	58.1	0.0	0.0	0.0	0.0
	사하구	50.6	1.7	24.3	24.6	26.0	1.7	24.3	0.0	24.6	0.0	0.0	24.6	0.0	0.0	0.0	0.0
	금정구	23.5	3.9	10.3	9.3	14.2	3.9	10.3	0.0	9.3	0.0	0.0	9.3	0.0	0.0	0.0	0.0
	강서구	17.5	0.3	1.9	15.3	2.2	0.3	1.9	0.0	15.3	0.0	0.0	15.3	0.0	0.0	0.0	0.0
	연제구	26.7	1.7	13.9	11.1	15.6	1.7	13.9	0.0	11.1	0.0	0.0	11.1	0.0	0.0	0.0	0.0
	수영구	17.4	2.1	3.1	12.2	5.2	2.1	3.1	0.0	12.2	0.0	0.0	12.2	0.0	0.0	0.0	0.0
	사상구	32.6	0.8	7.2	24.6	8.0	0.8	7.2	0.0	24.6	0.0	0.0	24.6	0.0	0.0	0.0	0.0
	기장군	28.7	0.1	0.4	28.2	3.7	0.1	0.4	3.2	25.0	0.0	0.0	25.0	0.0	0.0	0.0	0.0
대구	소계	630.8	396.2	11.2	223.4	471.1	396.2	11.2	63.7	159.7	0.0	0.0	159.7	0.0	0.0	0.0	0.0
	중구	60.1	45.3	0.0	14.8	45.3	45.3			14.8			14.8	0.0			
	동구	59.7	35.1	0.7	23.9	59.7	35.1	0.7	23.9	0.0				0.0			
	서구	60.8	42.1	0.0	18.7	42.1	42.1			18.7			18.7	0.0			
	남구	44.5	29.2	0.0	15.3	29.2	29.2			15.3			15.3	0.0			
	북구	98.5	67.1	7.9	23.5	76.2	67.1	7.9	1.2	22.3			22.3	0.0			
	수성구	89.5	50.0	0.9	38.6	89.5	50.0	0.9	38.6	0.0				0.0			
	달서구	164.5	97.2	1.5	65.8	98.7	97.2	1.5	0.0	65.8			65.8	0.0			
	달성군	53.2	30.2	0.2	22.8	30.4	30.2	0.2		22.8			22.8	0.0			
인천	소계	803.9	2.8	61.9	739.2	1.2	0.0	0.0	1.2	802.7	2.8	61.9	738.0	0.0	0.0	0.0	0.0
	중구	5.1	0.0	0.0	5.1	0.0				5.1			5.1	0.0			
	동구	4.6	0.0	0.0	4.6	1.2			1.2	3.4			3.4	0.0			

(단위:톤/일)

구 분		총계				자치단체				처리업체				자가처리			
시도	시군구	계	매립	소각	재활용	소계	매립	소각	재활용	소계	매립	소각	재활용	소계	매립	소각	재활용
인천	남구	8.3	0.1	0.3	7.9	0.0				8.3	0.1	0.3	7.9	0.0			
	연수구	16.5	0.0	1.4	15.1	0.0			0.0	16.5		1.4	15.1	0.0			
	남동구	19.4	0.0	5.7	13.7	0.0				19.4		5.7	13.7	0.0			
	부평구	48.1	0.0	9.7	38.4	0.0				48.1		9.7	38.4	0.0			
	계양구	21.0	0.0	1.7	19.3	0.0				21.0	0.0	1.7	19.3	0.0			
	서구	596.0	2.7	5.7	587.6	0.0				596.0	2.7	5.7	587.6	0.0			
	강화군	16.1	0.0	4.2	11.9	0.0	0.0	0.0	0.0	16.1	0.0	4.2	11.9	0.0	0.0	0.0	0.0
	옹진군	0.0	0.0	0.0	0.0	0.0				0.0				0.0			
	경제청	68.8	0.0	33.2	35.6	0.0				68.8		33.2	35.6	0.0			
광주	소계	131.4	28.8	29.0	73.6	28.5	28.5	0.0	0.0	102.9	0.3	29.0	73.6	0.0	0.0	0.0	0.0
	동구	18.6	5.1	2.3	11.2	5.1	5.1			13.5	0.0	2.3	11.2	0.0			
	서구	17.0	4.1	6.0	6.9	4.1	4.1			12.9	0.0	6.0	6.9	0.0			
	남구	14.4	4.0	1.5	8.9	4.0	4.0			10.4	0.0	1.5	8.9	0.0			
	북구	35.4	7.8	7.9	19.7	7.5	7.5			27.9	0.3	7.9	19.7	0.0			
	광산구	46.0	7.8	11.3	26.9	7.8	7.8			38.2	0.0	11.3	26.9	0.0			
대전	소계	171.7	52.4	24.1	95.2	47.9	39.9	2.2	5.8	123.8	12.5	21.9	89.4	0.0	0.0	0.0	0.0
	동구	17.6	3.9	0.9	12.8	0.0	0.0	0.0	0.0	17.6	3.9	0.9	12.8	0.0	0.0	0.0	0.0
	중구	26.9	6.5	0.5	19.9	5.5	5.5	0.0	0.0	21.4	1.0	0.5	19.9	0.0	0.0	0.0	0.0
	서구	25.9	9.1	2.0	14.8	16.9	9.1	2.0	5.8	9.0	0.0	0.0	9.0	0.0	0.0	0.0	0.0
	유성구	45.5	9.0	12.6	23.9	6.0	5.8	0.2	0.0	39.5	3.2	12.4	23.9	0.0	0.0	0.0	0.0
	대덕구	55.8	23.9	8.1	23.8	19.5	19.5	0.0	0.0	36.3	4.4	8.1	23.8	0.0	0.0	0.0	0.0
울산	소계	202.1	70.7	19.6	111.8	49.9	0.0	6.1	43.8	152.2	70.7	13.5	68.0	0.0	0.0	0.0	0.0
	중구	34.0	17.8	8.3	7.9	0.0				34.0	17.8	8.3	7.9	0.0			
	남구	88.8	44.6	4.9	39.3	0.2		0.2		88.6	44.6	4.7	39.3	0.0			
	동구	20.2	8.3	0.5	11.4	0.0				20.2	8.3	0.5	11.4	0.0			
	북구	6.9	0.0	0.7	6.2	6.9		0.7	6.2	0.0				0.0			
	울주군	52.2	0.0	5.2	47.0	42.8		5.2	37.6	9.4			9.4	0.0			
세종	소계	654.1	4.1	3.3	646.7	0.0	0.0	0.0	0.0	58.6	4.1	3.3	51.2	595.5	0.0	0.0	595.5
	세종시	654.1	4.1	3.3	646.7	0.0				58.6	4.1	3.3	51.2	595.5			595.5
경기	소계	1,777.7	174.7	392.2	1,210.8	360.0	3.2	175.5	181.3	1,415.4	171.5	216.7	1,027.2	2.3	0.0	0.0	2.3
	수원시	201.7	0.0	102.7	99.0	107.8	0.0	80.1	27.7	93.9	0.0	22.6	71.3	0.0			
	성남시	64.3	0.0	1.9	62.4	64.3		1.9	62.4	0.0				0.0			
	의정부시	38.1	4.6	1.8	31.7	0.0				38.1	4.6	1.8	31.7	0.0			
	안양시	97.2	32.3	7.2	57.7	0.0				97.2	32.3	7.2	57.7	0.0			
	부천시	59.3	0.0	0.0	59.3	59.3	0.0	0.0	59.3	0.0				0.0			
	광명시	46.6	3.8	24.5	18.3	0.0				46.6	3.8	24.5	18.3	0.0			
	평택시	74.8	5.0	6.1	63.7	0.0				74.8	5.0	6.1	63.7	0.0			
	동두천시	1.0	0.0	0.0	1.0	0.0				1.0			1.0	0.0			
	안산시	54.4	6.9	10.1	37.4	0.0	0.0	0.0	0.0	54.4	6.9	10.1	37.4	0.0			
	고양시	186.2	35.6	23.9	126.7	0.0				186.2	35.6	23.9	126.7	0.0			
	과천시	25.5	0.0	14.6	10.9	21.8		14.6	7.2	3.7			3.7	0.0			
	구리시	68.6	2.1	14.1	52.4	2.1	2.1			66.5		14.1	52.4	0.0			
	남양주시	21.5	0.0	0.0	21.5	21.5			21.5	0.0				0.0			
	오산시	44.7	0.4	4.0	40.3	0.0				44.7	0.4	4.0	40.3	0.0			
	시흥시	54.1	3.3	6.4	44.4	0.0				54.1	3.3	6.4	44.4	0.0			
	군포시	37.3	9.0	4.8	23.5	0.0				37.3	9.0	4.8	23.5	0.0			
	의왕시	22.9	1.5	2.7	18.7	0.0				22.9	1.5	2.7	18.7	0.0			
	하남시	29.1	0.0	0.0	29.1	0.0				29.1			29.1	0.0			
	용인시	132.6	7.1	69.2	56.3	18.4		18.4		114.2	7.1	50.8	56.3	0.0			
	파주시	49.1	0.0	11.3	37.8	0.0				49.1		11.3	37.8	0.0			
	이천시	60.4	0.0	56.4	4.0	56.4		56.4		4.0			4.0	0.0			
	안성시	139.3	51.1	10.2	78.0	0.0				139.3	51.1	10.2	78.0	0.0			
	김포시	68.2	2.3	8.9	57.0	0.0				68.2	2.3	8.9	57.0	0.0			
	화성시	46.3	1.7	5.3	39.3	4.1	0.0	4.1	0.0	39.9	1.7	1.2	37.0	2.3			2.3
	광주시	38.3	6.0	2.0	30.3	0.0				38.3	6.0	2.0	30.3	0.0			
	양주시	77.0	0.0	3.0	74.0	0.0				77.0		3.0	74.0	0.0			
	포천시	11.2	0.9	0.8	9.5	0.0				11.2	0.9	0.8	9.5	0.0			
	여주시	21.1	0.0	0.3	20.8	0.0				21.1	0.0	0.3	20.8	0.0			
	연천군	0.0	0.0	0.0	0.0	0.0				0.0				0.0			

(단위:톤/일)

구 분		총계				자치단체				처리업체				자가처리			
시도	시군구	계	매립	소각	재활용	소계	매립	소각	재활용	소계	매립	소각	재활용	소계	매립	소각	재활용
경기	가평군	5.0	1.1	0.0	3.9	4.3	1.1		3.2	0.7			0.7	0.0			
	양평군	1.9	0.0	0.0	1.9	0.0				1.9	0.0	0.0	1.9	0.0			
강원	소계	266.2	111.1	61.6	93.5	199.6	108.3	54.9	36.4	66.0	2.8	6.7	56.5	0.6	0.0	0.0	0.6
	춘천시	56.0	3.9	40.0	12.1	43.9	3.9	40.0		12.1			12.1	0.0			
	원주시	40.2	36.2	0.0	4.0	40.2	36.2		4.0	0.0				0.0			
	강릉시	50.9	45.7	0.0	5.2	45.7	45.7			5.2			5.2	0.0			
	동해시	13.3	0.1	0.0	13.2	13.3	0.1		13.2	0.0				0.0			
	태백시	13.9	3.2	0.1	10.6	13.9	3.2	0.1	10.6	0.0				0.0			
	속초시	2.2	0.0	0.0	2.2	2.2			2.2	0.0				0.0			
	삼척시	9.8	6.4	0.0	3.4	9.2	6.4		2.8	0.3			0.3	0.3			0.3
	홍천군	1.6	0.0	0.0	1.6	0.0				1.3			1.3	0.3			0.3
	횡성군	10.1	7.4	2.0	0.7	10.1	7.4	2.0	0.7	0.0				0.0			
	영월군	8.7	0.1	0.0	8.6	0.1	0.1			8.6			8.6	0.0			
	평창군	12.9	1.9	6.7	4.3	0.0				12.9	1.9	6.7	4.3	0.0			
	정선군	13.5	0.7	0.0	12.8	0.0				13.5	0.7	0.0	12.8	0.0			
	철원군	0.8	0.0	0.0	0.8	0.0				0.8			0.8	0.0			
	화천군	0.2	0.2	0.0	0.0	0.0				0.2	0.2			0.0			
	양구군	0.3	0.0	0.0	0.3	0.3	0.0	0.0	0.3	0.0				0.0			
	인제군	6.2	2.5	2.0	1.7	6.2	2.5	2.0	1.7	0.0				0.0			
	고성군	21.7	2.4	8.2	11.1	10.6	2.4	8.2	0.0	11.1			11.1	0.0			
	양양군	3.9	0.4	2.6	0.9	3.9	0.4	2.6	0.9	0.0				0.0			
충북	소계	185.1	2.7	33.0	149.4	25.9	2.4	3.0	20.5	157.1	0.3	29.5	127.3	2.1	0.0	0.5	1.6
	청주시	83.1	0.3	29.9	52.9	0.0				82.6	0.3	29.4	52.9	0.5		0.5	
	충주시	0.3	0.0	0.0	0.3	0.0				0.3			0.3	0.0			
	제천시	2.2	0.0	0.0	2.2	2.2			2.2	0.0				0.0			
	청원군	31.2	0.0	0.0	31.2	0.0				31.2	0.0	0.0	31.2	0.0		0.0	
	보은군	1.6	0.5	0.5	0.6	1.4	0.5	0.5	0.4	0.0				0.2			0.2
	옥천군	2.2	0.2	0.8	1.2	2.2	0.2	0.8	1.2	0.0				0.0			
	영동군	1.3	0.0	0.2	1.1	1.3	0.0	0.2	1.1	0.0	0.0	0.0	0.0	0.0	0.0	0.0	0.0
	증평군	8.1	0.0	0.1	8.0	0.0				8.1	0.0	0.1	8.0	0.0			
	진천군	29.3	0.0	0.0	29.3	0.0				29.3			29.3	0.0			
	괴산군	18.8	1.7	0.1	17.0	17.4	1.7	0.1	15.6	0.0				1.4			1.4
	음성군	4.5	0.0	0.0	4.5	0.0				4.5	0.0	0.0	4.5	0.0	0.0	0.0	0.0
	단양군	2.5	0.0	1.4	1.1	1.4	0.0	1.4	0.0	1.1	0.0	0.0	1.1	0.0	0.0	0.0	0.0
충남	소계	515.8	21.8	51.1	442.9	53.7	5.0	17.0	31.7	453.6	16.8	34.1	402.7	8.5	0.0	0.0	8.5
	천안시	272.6	0.0	0.0	272.6	0.0			0.0	272.6		0.0	272.6	0.0			
	공주시	19.8	0.7	3.7	15.4	16.8	0.7	3.7	12.4	3.0			3.0	0.0			
	보령시	12.8	2.3	4.0	6.5	10.3	2.3	4.0	4.0	0.0	0.0	0.0		2.5	0.0	0.0	2.5
	아산시	54.8	6.1	13.3	35.4	0.0				54.8	6.1	13.3	35.4	0.0			
	서산시	19.3	1.0	5.3	13.0	0.0				19.3	1.0	5.3	13.0	0.0	0.0		0.0
	논산시	23.8	0.4	1.6	21.8	11.0			11.0	12.8	0.4	1.6	10.8	0.0			
	계룡시	9.9	0.0	3.4	6.5	3.4		3.4		6.5	0.0	0.0	6.5	0.0			0.0
	당진시	41.5	8.1	5.6	27.8	0.0				41.5	8.1	5.6	27.8	0.0			
	금산군	14.3	1.2	0.5	12.6	0.0				14.3	1.2	0.5	12.6	0.0			
	부여군	16.1	0.0	5.0	11.1	0.0	0.0	0.0	0.0	10.1	0.0	5.0	5.1	6.0	0.0	0.0	6.0
	서천군	5.1	0.6	0.1	4.4	4.1	0.6	0.1	3.4	1.0	0.0	0.0	1.0	0.0	0.0	0.0	0.0
	청양군	5.3	0.0	0.6	4.7	0.0				5.3	0.0	0.6	4.7	0.0			
	홍성군	8.4	1.4	1.5	5.5	1.4	1.4			7.0	0.0	1.5	5.5	0.0			
	예산군	6.7	0.0	5.8	0.9	6.7	0.0	5.8	0.9	0.0	0.0	0.0	0.0	0.0			
	태안군	5.4	0.0	0.7	4.7	0.0	0.0	0.0	0.0	5.4	0.0	0.7	4.7	0.0	0.0	0.0	0.0
전북	소계	107.1	20.8	6.2	80.1	36.7	10.1	4.8	21.8	63.6	9.7	1.4	52.5	6.8	1.0	0.0	5.8
	전주시	46.8	15.2	2.7	28.9	9.6	5.6	2.6	1.4	37.2	9.6	0.1	27.5	0.0			
	군산시	7.3	0.0	0.0	7.3	0.0	0.0	0.0	0.0	7.3	0.0	0.0	7.3	0.0	0.0	0.0	0.0
	익산시	7.3	0.0	0.0	7.3	0.0				7.3			7.3	0.0			
	정읍시	6.7	0.0	1.2	5.5	0.0				6.7	0.0	1.2	5.5	0.0			
	남원시	8.1	1.1	0.1	6.9	0.0				2.6	0.1	0.1	2.4	5.5	1.0		4.5
	김제시	6.1	0.0	1.3	4.8	6.1	0.0	1.3	4.8	0.0	0.0	0.0	0.0	0.0	0.0	0.0	0.0
	완주군	13.9	0.2	0.9	12.8	13.9	0.2	0.9	12.8	0.0	0.0	0.0	0.0	0.0	0.0	0.0	0.0
	진안군	0.0	0.0	0.0	0.0	0.0	0.0			0.0				0.0			

(단위:톤/일)

구 분		총계				자치단체				처리업체				자가처리			
시도	시군구	계	매립	소각	재활용	소계	매립	소각	재활용	소계	매립	소각	재활용	소계	매립	소각	재활용
전북	무주군	5.5	1.1	0.0	4.4	1.8	1.1		0.7	2.5			2.5	1.2			1.2
	장수군	0.0	0.0	0.0	0.0	0.0				0.0				0.0			
	임실군	0.3	0.0	0.0	0.3	0.2			0.2	0.0				0.1			0.1
	순창군	0.0	0.0	0.0	0.0	0.0				0.0				0.0			
	고창군	0.2	0.2	0.0	0.0	0.2	0.2			0.0				0.0			
	부안군	4.9	3.0	0.0	1.9	4.9	3.0		1.9	0.0				0.0			
전남	소계	349.8	75.3	33.7	240.8	79.6	40.4	10.1	29.1	270.2	34.9	23.6	211.7	0.0	0.0	0.0	0.0
	목포시	35.8	19.1	2.5	14.2	0.0				35.8	19.1	2.5	14.2	0.0			
	여수시	81.0	22.8	7.4	50.8	21.4	12.0		9.4	59.6	10.8	7.4	41.4	0.0	0.0	0.0	0.0
	순천시	32.1	15.3	0.0	16.8	15.3	15.3			16.8			16.8	0.0			
	나주시	37.2	6.0	5.8	25.4	3.0	2.0		1.0	34.2	4.0	5.8	24.4	0.0			
	광양시	111.3	8.9	1.3	101.1	12.1	8.9		3.2	99.2		1.3	97.9	0.0			
	담양군	1.3	1.3	0.0	0.0	1.3	1.3			0.0				0.0			
	곡성군	0.5	0.0	0.0	0.5	0.0				0.5		0.0	0.5	0.0			
	구례군	0.0	0.0	0.0	0.0	0.0				0.0				0.0			
	고흥군	1.5	0.5	0.2	0.8	1.5	0.5	0.2	0.8	0.0				0.0			
	보성군	1.4	0.0	0.0	1.4	1.4			1.4	0.0				0.0			
	화순군	0.0	0.0	0.0	0.0	0.0				0.0				0.0			
	장흥군	2.4	0.0	0.0	2.4	1.2	0.0	0.0	1.2	1.2			1.2	0.0			
	강진군	0.7	0.0	0.0	0.7	0.0				0.7			0.7	0.0			
	해남군	0.0	0.0	0.0	0.0	0.0				0.0				0.0			
	영암군	5.9	0.0	2.4	3.5	2.4		2.4		3.5			3.5	0.0			
	무안군	7.9	0.2	4.7	3.0	0.0				7.9	0.2	4.7	3.0	0.0			
	함평군	0.0	0.0	0.0	0.0	0.0				0.0				0.0			
	영광군	8.8	0.3	4.0	4.5	8.8	0.3	4.0	4.5	0.0	0.0	0.0	0.0	0.0	0.0	0.0	0.0
	장성군	0.0	0.0	0.0	0.0	0.0				0.0				0.0			
	완도군	11.2	0.1	3.5	7.6	11.2	0.1	3.5	7.6	0.0				0.0			
	진도군	10.8	0.8	1.9	8.1	0.0	0.0	0.0	0.0	10.8	0.8	1.9	8.1	0.0	0.0	0.0	0.0
	신안군	0.0	0.0	0.0	0.0	0.0				0.0				0.0			
경북	소계	415.2	31.5	96.7	287.0	45.3	5.4	23.4	16.5	367.5	26.1	73.3	268.1	2.4	0.0	0.0	2.4
	포항시	109.0	0.0	64.6	44.4	0.0				109.0	0.0	64.6	44.4	0.0			
	경주시	19.6	2.7	10.4	6.5	16.6	2.7	10.4	3.5	3.0			3.0	0.0			
	김천시	28.3	5.5	1.1	21.7	0.0				28.3	5.5	1.1	21.7	0.0			
	안동시	101.4	10.2	0.0	91.2	3.4			3.4	98.0	10.2		87.8	0.0			
	구미시	8.8	0.0	3.7	5.1	8.8		3.7	5.1	0.0				0.0			
	영주시	0.0	0.0	0.0	0.0	0.0				0.0				0.0			
	영천시	5.0	0.0	0.0	5.0	0.0				5.0			5.0	0.0			
	상주시	21.0	0.6	0.3	20.1	1.0			1.0	20.0	0.6	0.3	19.1	0.0			
	문경시	9.0	0.1	1.3	7.6	0.0				9.0	0.1	1.3	7.6	0.0			
	경산시	15.5	2.7	9.3	3.5	15.5	2.7	9.3	3.5	0.0				0.0			
	군위군	0.0	0.0	0.0	0.0	0.0				0.0			0.0	0.0			
	의성군	6.1	0.0	3.3	2.8	0.0				6.1	0.0	3.3	2.8	0.0			
	청송군	4.2	0.0	0.0	4.2	0.0				4.2			4.2	0.0			
	영양군	0.0	0.0	0.0	0.0	0.0				0.0				0.0			
	영덕군	7.8	0.5	0.8	6.5	0.0				7.8	0.5	0.8	6.5	0.0			
	청도군	0.0	0.0	0.0	0.0	0.0	0.0	0.0	0.0	0.0	0.0	0.0	0.0	0.0	0.0	0.0	0.0
	고령군	0.2	0.0	0.0	0.2	0.0	0.0	0.0	0.0	0.2	0.0	0.0	0.2	0.0	0.0	0.0	0.0
	성주군	1.0	0.0	0.0	1.0	0.0	0.0	0.0	0.0	1.0	0.0	0.0	1.0	0.0	0.0	0.0	0.0
	칠곡군	17.2	4.6	0.9	11.7	0.0				14.8	4.6	0.9	9.3	2.4			2.4
	예천군	61.0	4.6	0.9	55.5	0.0				61.0	4.6	0.9	55.5	0.0			
	봉화군	0.0	0.0	0.0	0.0	0.0	0.0	0.0	0.0	0.0	0.0	0.0	0.0	0.0	0.0	0.0	0.0
	울진군	0.1	0.0	0.1	0.0	0.0				0.1		0.1	0.0	0.0			
	울릉군	0.0	0.0	0.0	0.0	0.0				0.0				0.0			
경남	소계	329.7	71.2	49.0	209.5	127.6	53.1	28.8	45.7	201.8	18.1	20.2	163.5	0.3	0.0	0.0	0.3
	창원시	83.5	13.7	23.3	46.5	23.2	11.8	9.6	1.8	60.3	1.9	13.7	44.7	0.0			
	진주시	64.4	12.6	1.4	50.4	19.8	12.6		7.2	44.6		1.4	43.2	0.0			
	통영시	34.9	18.8	7.9	8.2	33.0	18.8	7.9	6.3	1.6			1.6	0.3			0.3
	사천시	18.6	3.0	1.2	14.4	18.6	3.0	1.2	14.4	0.0	0.0	0.0	0.0	0.0	0.0	0.0	0.0
	김해시	4.4	0.0	2.6	1.8	2.6		2.6		1.8			1.8	0.0			

(단위:톤/일)

구 분		총계				자치단체				처리업체				자가처리			
시도	시군구	계	매립	소각	재활용	소계	매립	소각	재활용	소계	매립	소각	재활용	소계	매립	소각	재활용
경남	밀양시	16.4	4.7	3.0	8.7	3.4	0.9	2.5		13.0	3.8	0.5	8.7	0.0			
	거제시	31.8	4.8	4.3	22.7	11.1	4.8	4.3	2.0	20.7			20.7	0.0			
	양산시	6.2	0.5	2.9	2.8	0.3			0.3	5.9	0.5	2.9	2.5	0.0			
	의령군	0.9	0.8	0.0	0.1	0.8	0.8			0.1			0.1	0.0			
	함안군	20.3	0.2	0.9	19.2	0.0				20.3	0.2	0.9	19.2	0.0			
	창녕군	3.4	0.0	0.0	3.4	3.4			3.4	0.0				0.0			
	고성군	1.9	0.0	0.0	1.9	1.9			1.9	0.0				0.0			
	남해군	5.9	0.0	0.7	5.2	5.1	0.0	0.0	5.1	0.8	0.0	0.7	0.1	0.0			
	하동군	3.6	0.3	0.6	2.7	2.0	0.3	0.6	1.1	1.6			1.6	0.0			
	산청군	0.2	0.1	0.1	0.0	0.2	0.1	0.1		0.0				0.0			
	함양군	0.5	0.0	0.0	0.5	0.0				0.5			0.5	0.0			
	거창군	3.1	0.0	0.0	3.1	0.0				3.1			3.1	0.0			
	합천군	29.7	11.7	0.1	17.9	2.2			2.2	27.5	11.7	0.1	15.7	0.0			
제주	소계	128.0	33.4	15.0	79.6	55.9	33.4	15.0	7.5	52.0	0.0	0.0	52.0	20.1	0.0	0.0	20.1
	제주시	77.9	19.3	12.7	45.9	32.0	19.3	12.7	0.0	25.8	0.0	0.0	25.8	20.1	0.0	0.0	20.1
	서귀포시	50.1	14.1	2.3	33.7	23.9	14.1	2.3	7.5	26.2	0.0	0.0	26.2	0.0	0.0	0.0	0.0

3. 폐기물 처리주체별 처리현황

다. 사업장배출시설계폐기물

(단위:톤/일)

구 분		총계					자치단체					처리업체					자가처리				
시도	시군구	계	매립	소각	재활용	해역배출	소계	매립	소각	재활용	해역배출	소계	매립	소각	재활용	해역배출	소계	매립	소각	재활용	해역배출
전국	합계	149,815.1	24,628.5	9,339.5	113,238.5	2,608.6	2,276.3	1,592.0	530.4	150.7	3.2	119,890.9	16,989.9	4,083.5	96,212.1	2,605.4	27,647.9	6,046.6	4,725.6	16,875.7	0.0
	소계	1,153.7	440.3	181.9	531.5	0.0	0.0	0.0	0.0	0.0	0.0	1,153.7	440.3	181.9	531.5	0.0	0.0	0.0	0.0	0.0	0.0
	종로구	0.0	0.0	0.0	0.0	0.0	0.0	0.0	0.0	0.0	0.0	0.0	0.0	0.0	0.0	0.0	0.0	0.0	0.0	0.0	0.0
	중구	0.1	0.1	0.0	0.0	0.0	0.0	0.0	0.0	0.0	0.0	0.1	0.1	0.0	0.0	0.0	0.0	0.0	0.0	0.0	0.0
	용산구	0.0	0.0	0.0	0.0	0.0	0.0	0.0	0.0	0.0	0.0	0.0	0.0	0.0	0.0	0.0	0.0	0.0	0.0	0.0	0.0
	성동구	5.9	0.5	5.4	0.0	0.0	0.0	0.0	0.0	0.0	0.0	5.9	0.5	5.4	0.0	0.0	0.0	0.0	0.0	0.0	0.0
	광진구	14.0	0.0	0.0	14.0	0.0	0.0	0.0	0.0	0.0	0.0	14.0	0.0	0.0	14.0	0.0	0.0	0.0	0.0	0.0	0.0
	동대문구	6.5	6.5	0.0	0.0	0.0	0.0	0.0	0.0	0.0	0.0	6.5	6.5	0.0	0.0	0.0	0.0	0.0	0.0	0.0	0.0
	중랑구	0.0	0.0	0.0	0.0	0.0	0.0	0.0	0.0	0.0	0.0	0.0	0.0	0.0	0.0	0.0	0.0	0.0	0.0	0.0	0.0
	성북구	0.0	0.0	0.0	0.0	0.0	0.0	0.0	0.0	0.0	0.0	0.0	0.0	0.0	0.0	0.0	0.0	0.0	0.0	0.0	0.0
	강북구	12.8	0.0	0.0	12.8	0.0	0.0					12.8			12.8		0.0				
	도봉구	0.0	0.0	0.0	0.0	0.0	0.0					0.0					0.0				
	노원구	76.7	76.7	0.0	0.0	0.0	0.0					76.7	76.7				0.0				
	은평구	14.9	3.5	0.0	11.4	0.0	0.0	0.0	0.0	0.0	0.0	14.9	3.5	0.0	11.4	0.0	0.0	0.0	0.0	0.0	0.0
	서대문구	16.2	0.3	0.8	15.1	0.0	0.0	0.0	0.0	0.0	0.0	16.2	0.3	0.8	15.1	0.0	0.0	0.0	0.0	0.0	0.0
	마포구	0.0	0.0	0.0	0.0	0.0	0.0	0.0	0.0	0.0	0.0	0.0	0.0	0.0	0.0	0.0	0.0	0.0	0.0	0.0	0.0
	양천구	19.0	1.0	15.2	2.8	0.0	0.0	0.0	0.0	0.0	0.0	19.0	1.0	15.2	2.8	0.0	0.0	0.0	0.0	0.0	0.0
	강서구	726.5	342.4	133.6	250.5	0.0	0.0	0.0	0.0	0.0	0.0	726.5	342.4	133.6	250.5	0.0	0.0	0.0	0.0	0.0	0.0
	구로구	4.6	0.9	0.3	3.4	0.0	0.0	0.0	0.0	0.0	0.0	4.6	0.9	0.3	3.4	0.0	0.0	0.0	0.0	0.0	0.0
	금천구	1.6	0.1	0.7	0.8	0.0	0.0	0.0	0.0	0.0	0.0	1.6	0.1	0.7	0.8	0.0	0.0	0.0	0.0	0.0	0.0
	영등포구	12.6	2.8	3.1	6.7	0.0	0.0					12.6	2.8	3.1	6.7	0.0	0.0				
	동작구	0.0	0.0	0.0	0.0	0.0	0.0					0.0					0.0				
	관악구	2.4	0.0	0.0	2.4	0.0	0.0	0.0	0.0	0.0	0.0	2.4	0.0	0.0	2.4	0.0	0.0	0.0	0.0	0.0	0.0
	서초구	0.0	0.0	0.0	0.0	0.0	0.0	0.0	0.0	0.0	0.0	0.0	0.0	0.0	0.0	0.0	0.0	0.0	0.0	0.0	0.0
	강남구	0.0	0.0	0.0	0.0	0.0	0.0					0.0					0.0				
	송파구	96.9	4.4	6.6	85.9	0.0	0.0	0.0	0.0	0.0	0.0	96.9	4.4	6.6	85.9	0.0	0.0	0.0	0.0	0.0	0.0
	강동구	143.0	1.1	16.2	125.7	0.0	0.0					143.0	1.1	16.2	125.7		0.0				
부산	소계	3,271.7	809.4	74.4	2,368.7	19.2	0.0	0.0	0.0	0.0	0.0	3,269.8	809.4	72.5	2,368.7	19.2	1.9	0.0	1.9	0.0	0.0
	중구	0.0	0.0	0.0	0.0	0.0	0.0	0.0	0.0	0.0	0.0	0.0	0.0	0.0	0.0	0.0	0.0	0.0	0.0	0.0	0.0
	서구	72.3	20.5	0.6	42.0	9.2	0.0	0.0	0.0	0.0	0.0	72.3	20.5	0.6	42.0	9.2	0.0	0.0	0.0	0.0	0.0
	동구	0.0	0.0	0.0	0.0	0.0	0.0	0.0	0.0	0.0	0.0	0.0	0.0	0.0	0.0	0.0	0.0	0.0	0.0	0.0	0.0
	영도구	42.7	26.4	0.8	15.5	0.0	0.0	0.0	0.0	0.0	0.0	42.7	26.4	0.8	15.5	0.0	0.0	0.0	0.0	0.0	0.0
	부산진구	1.1	0.3	0.8	0.0	0.0	0.0	0.0	0.0	0.0	0.0	1.1	0.3	0.8	0.0	0.0	0.0	0.0	0.0	0.0	0.0
	동래구	121.3	121.3	0.0	0.0	0.0	0.0	0.0	0.0	0.0	0.0	121.3	121.3	0.0	0.0	0.0	0.0	0.0	0.0	0.0	0.0
	남구	102.4	98.9	1.6	1.9	0.0	0.0	0.0	0.0	0.0	0.0	102.4	98.9	1.6	1.9	0.0	0.0	0.0	0.0	0.0	0.0
	북구	40.3	5.4	0.2	34.7	0.0	0.0	0.0	0.0	0.0	0.0	40.3	5.4	0.2	34.7	0.0	0.0	0.0	0.0	0.0	0.0
	해운대구	121.1	111.2	5.9	4.0	0.0	0.0	0.0	0.0	0.0	0.0	121.1	111.2	5.9	4.0	0.0	0.0	0.0	0.0	0.0	0.0
	사하구	1,649.9	221.6	20.0	1,405.1	3.2	0.0	0.0	0.0	0.0	0.0	1,649.9	221.6	20.0	1,405.1	3.2	0.0	0.0	0.0	0.0	0.0
	금정구	9.7	0.3	5.2	4.2	0.0	0.0	0.0	0.0	0.0	0.0	9.5	0.3	5.0	4.2	0.0	0.2	0.0	0.2	0.0	0.0
	강서구	553.4	114.0	10.0	425.0	4.4	0.0	0.0	0.0	0.0	0.0	551.7	114.0	8.3	425.0	4.4	1.7	0.0	1.7	0.0	0.0
	연제구	0.0	0.0	0.0	0.0	0.0	0.0	0.0	0.0	0.0	0.0	0.0	0.0	0.0	0.0	0.0	0.0	0.0	0.0	0.0	0.0
	수영구	0.0	0.0	0.0	0.0	0.0	0.0	0.0	0.0	0.0	0.0	0.0	0.0	0.0	0.0	0.0	0.0	0.0	0.0	0.0	0.0
	사상구	451.5	57.3	18.5	375.7	0.0	0.0	0.0	0.0	0.0	0.0	451.5	57.3	18.5	375.7	0.0	0.0	0.0	0.0	0.0	0.0
	기장군	106.0	32.2	10.8	60.6	2.4	0.0	0.0	0.0	0.0	0.0	106.0	32.2	10.8	60.6	2.4	0.0	0.0	0.0	0.0	0.0
대구	소계	2,521.4	793.4	24.7	1,579.7	123.6	292.6	292.6	0.0	0.0	0.0	2,226.7	500.8	24.7	1,577.6	123.6	2.1	0.0	0.0	2.1	0.0
	중구	0.0	0.0	0.0	0.0	0.0	0.0					0.0					0.0				
	동구	29.9	2.6	0.3	25.7	1.3	0.0					29.9	2.6	0.3	25.7	1.3	0.0				
	서구	950.9	226.3	1.1	702.2	21.3	26.6	26.6				924.3	199.7	1.1	702.2	21.3	0.0				
	남구	0.0	0.0	0.0	0.0	0.0	0.0					0.0					0.0				
	북구	249.8	57.3	17.9	157.6	17.0	0.0					249.8	57.3	17.9	157.6	17.0	0.0				
	수성구	12.8	1.5	0.0	11.3	0.0	0.0					12.8	1.5		11.3		0.0				
	달서구	452.1	350.8	1.5	87.0	12.8	266.0	266.0	0.0	0.0	0.0	184.0	84.8	1.5	84.9	12.8	2.1	0.0	0.0	2.1	0.0
	달성군	825.9	154.9	3.9	595.9	71.2	0.0					825.9	154.9	3.9	595.9	71.2	0.0				
인천	소계	8,992.2	3,412.7	250.9	5,224.1	104.5	16.1	15.9	0.2	0.0	0.0	5,562.3	1,462.6	197.5	3,797.7	104.5	3,413.8	1,934.2	53.2	1,426.4	0.0
	중구	371.7	57.2	46.4	232.1	36.0	0.0					349.7	57.2	24.4	232.1	36.0	22.0		22.0		
	동구	3,177.5	339.9	22.0	2,815.6	0.0	0.0					2,184.0	339.9	20.2	1,823.9		993.5		1.8	991.7	

(단위:톤/일)

구 분		총계					자치단체					처리업체					자가처리				
시도	시군구	계	매립	소각	재활용	해역배출	소계	매립	소각	재활용	해역배출	소계	매립	소각	재활용	해역배출	소계	매립	소각	재활용	해역배출
인천	남구	200.9	82.5	8.2	110.2	0.0	0.0					198.9	80.5	8.2	110.2		2.0	2.0			
	연수구	54.1	49.9	0.2	4.0	0.0	0.0					54.1	49.9	0.2	4.0	0.0	0.0				
	남동구	183.7	74.4	19.2	89.6	0.5	0.0					182.8	74.4	18.3	89.6	0.5	0.9		0.9		
	부평구	143.1	17.8	43.6	59.9	21.8	15.9	15.9				86.7	1.9	16.8	46.2	21.8	40.5		26.8	13.7	
	계양구	53.5	1.1	2.6	49.8	0.0	0.0					53.5	1.1	2.6	49.8	0.0	0.0				
	서구	2,085.8	1,367.0	105.2	568.9	44.7	0.0					1,512.9	795.8	103.5	568.9	44.7	572.9	571.2	1.7	0.0	0.0
	강화군	6.9	4.5	0.4	1.8	0.2	0.0					6.9	4.5	0.4	1.8	0.2	0.0				
	옹진군	2,653.9	1,361.0	1.3	1,291.6	0.0	0.0					871.9		1.3	870.6		1,782.0	1,361.0		421.0	
	경제청	61.1	57.4	1.8	0.6	1.3	0.2		0.2			60.9	57.4	1.6	0.6	1.3	0.0				
광주	소계	755.6	205.7	40.5	503.4	6.0	101.7	101.7	0.0	0.0	0.0	637.7	104.0	35.4	492.3	6.0	16.2	0.0	5.1	11.1	0.0
	동구	9.3	0.0	0.0	9.3	0.0	0.0					9.3	0.0		9.3		0.0				
	서구	242.9	141.7	3.7	97.5	0.0	95.0	95.0				147.9	46.7	3.7	97.5	0.0	0.0				
	남구	54.6	1.5	1.1	52.0	0.0	0.0					54.6	1.5	1.1	52.0		0.0				
	북구	65.0	6.5	5.1	53.4	0.0	0.5	0.5				59.4	6.0		53.4	0.0	5.1		5.1		
	광산구	383.8	56.0	30.6	291.2	6.0	6.2	6.2				366.5	49.8	30.6	280.1	6.0	11.1			11.1	
대전	소계	1,753.0	369.7	654.9	727.8	0.6	84.0	68.9	0.3	14.8	0.0	966.6	206.7	46.7	712.6	0.6	702.4	94.1	607.9	0.4	0.0
	동구	6.1	0.1	0.9	5.1	0.0	0.0	0.0	0.0	0.0	0.0	6.1	0.1	0.9	5.1	0.0	0.0	0.0	0.0	0.0	0.0
	중구	41.7	2.6	8.0	31.1	0.0	0.0	0.0	0.0	0.0	0.0	41.7	2.6	8.0	31.1	0.0	0.0	0.0	0.0	0.0	0.0
	서구	79.7	28.7	0.3	50.7	0.0	43.8	28.7	0.3	14.8	0.0	35.9	0.0	0.0	35.9	0.0	0.0	0.0	0.0	0.0	0.0
	유성구	325.4	66.9	4.4	253.8	0.3	40.2	40.2	0.0	0.0	0.0	256.0	1.2	1.1	253.4	0.3	29.2	25.5	3.3	0.4	0.0
	대덕구	1,300.1	271.4	641.3	387.1	0.3	0.0	0.0	0.0	0.0	0.0	626.9	202.8	36.7	387.1	0.3	673.2	68.6	604.6	0.0	0.0
울산	소계	5,482.2	1,104.7	488.5	3,171.6	717.4	121.8	4.8	117.0	0.0	0.0	4,917.2	836.4	199.9	3,163.5	717.4	443.2	263.5	171.6	8.1	0.0
	중구	0.0	0.0	0.0	0.0	0.0	0.0					0.0					0.0				
	남구	2,311.1	550.4	175.6	1,269.9	315.2	121.8	4.8	117.0			2,016.8	388.0	49.3	1,264.3	315.2	172.5	157.6	9.3	5.6	
	동구	486.1	67.5	208.2	210.4	0.0	0.0					325.7	67.5	47.8	210.4		160.4		160.4		
	북구	741.4	44.1	44.4	652.4	0.5	0.0			0.0		738.9	44.1	44.4	649.9	0.5	2.5			2.5	
	울주군	1,943.6	442.7	60.3	1,038.9	401.7	0.0					1,835.8	336.8	58.4	1,038.9	401.7	107.8	105.9	1.9		
세종	소계	786.5	190.6	160.1	383.9	51.9	0.0	0.0	0.0	0.0	0.0	642.3	183.1	24.9	382.4	51.9	144.2	7.5	135.2	1.5	0.0
	세종시	786.5	190.6	160.1	383.9	51.9	0.0					642.3	183.1	24.9	382.4	51.9	144.2	7.5	135.2	1.5	0.0
경기	소계	16,112.3	4,230.2	2,460.0	8,811.3	610.8	613.2	229.9	332.1	48.0	3.2	13,541.9	3,962.3	1,534.5	7,437.5	607.6	1,957.2	38.0	593.4	1,325.8	0.0
	수원시	585.2	51.9	37.6	495.7	0.0	40.6	40.6	0.0	0.0	0.0	304.1	11.3	17.6	275.2	0.0	240.5	0.0	20.0	220.5	0.0
	성남시	395.1	117.9	163.3	104.8	9.1	229.1	58.8	152.2	18.1		166.0	59.1	11.1	86.7	9.1	0.0				
	의정부시	140.8	112.5	8.6	19.7	0.0	123.9	99.9	4.3	19.7		16.9	12.6	4.3			0.0				
	안양시	322.7	154.0	9.5	140.7	18.5	0.0					322.7	154.0	9.5	140.7	18.5	0.0				
	부천시	359.6	49.9	278.1	31.6	0.0	0.0					359.6	49.9	278.1	31.6		0.0				
	광명시	54.0	0.1	30.0	22.8	1.1	0.0					54.0	0.1	30.0	22.8	1.1	0.0				
	평택시	1,206.4	129.4	174.3	828.4	74.3	0.0					1,052.4	129.4	20.3	828.4	74.3	154.0		154.0		
	동두천시	524.6	173.1	11.2	225.2	115.1	0.0					524.6	173.1	11.2	225.2	115.1	0.0				
	안산시	2,243.1	626.7	555.7	933.5	127.2	0.0					1,799.5	626.7	327.7	717.9	127.2	443.6	0.0	228.0	215.6	0.0
	고양시	701.8	442.8	22.3	236.7	0.0	0.0					701.8	442.8	22.3	236.7	0.0	0.0				
	과천시	20.7	13.3	7.4	0.0	0.0	0.0					20.7	13.3	7.4			0.0				
	구리시	96.5	17.6	71.4	7.5	0.0	15.9	15.9				9.5	1.7	0.3	7.5		71.1		71.1		
	남양주시	475.4	180.5	14.0	273.8	7.1	0.0					475.4	180.5	14.0	273.8	7.1	0.0				
	오산시	398.2	103.9	66.1	195.9	32.3	0.0					277.5	103.9	66.1	75.2	32.3	120.7			120.7	
	시흥시	790.2	353.6	254.6	176.7	5.3	0.0					691.7	353.6	156.1	176.7	5.3	98.5	0.0	98.5	0.0	0.0
	군포시	364.8	252.7	15.8	96.3	0.0	0.0					364.8	252.7	15.8	96.3	0.0	0.0				
	의왕시	48.0	9.3	2.3	36.4	0.0	0.0					48.0	9.3	2.3	36.4		0.0				
	하남시	22.5	0.7	1.5	20.3	0.0	0.0					22.5	0.7	1.5	20.3		0.0				
	용인시	900.3	144.0	256.2	496.9	3.2	170.2	6.9	149.9	10.2	3.2	730.1	137.1	106.3	486.7	0.0	0.0				
	파주시	951.6	202.7	46.1	688.4	14.4	0.0					951.6	202.7	46.1	688.4	14.4	0.0				
	이천시	412.7	69.4	23.0	319.3	1.0	0.0					412.7	69.4	23.0	319.3	1.0	0.0				
	안성시	550.9	76.0	35.4	436.3	3.2	0.0					364.4	69.1	35.4	256.7	3.2	186.5	6.9		179.6	
	김포시	423.8	120.4	14.3	286.5	2.6	7.8	7.8				410.3	112.6	8.6	286.5	2.6	5.7		5.7		
	화성시	1,221.1	214.8	111.7	886.8	7.8	0.0					967.9	183.7	96.3	680.1	7.8	253.2	31.1	15.4	206.7	0.0
	광주시	275.4	53.3	35.9	186.2	0.0	0.0					275.2	53.3	35.7	186.2	0.0	0.2	0.0	0.2	0.0	0.0
	양주시	926.5	263.8	117.7	510.6	34.4	0.0					745.5	263.8	117.7	329.6	34.4	181.0			181.0	
	포천시	1,156.7	182.3	44.9	780.3	149.2	0.0					966.5	182.3	44.9	590.1	149.2	190.2	0.0	0.0	190.2	0.0
	여주시	276.4	37.8	2.3	236.3	0.0	0.0					276.4	37.8	2.3	236.3		0.0				
	연천군	200.2	68.2	12.4	114.6	5.0	0.0					189.2	68.2	11.9	104.1	5.0	11.0		0.5	10.5	

(단위:톤/일)

구 분		총계					자치단체					처리업체					자가처리				
시도	시군구	계	매립	소각	재활용	해역배출	소계	매립	소각	재활용	해역배출	소계	매립	소각	재활용	해역배출	소계	매립	소각	재활용	해역배출
경기	가평군	29.1	0.1	10.5	18.5	0.0	0.0					28.1	0.1	10.5	17.5		1.0			1.0	
	양평군	38.0	7.5	25.9	4.6	0.0	25.7	0.0	25.7	0.0	0.0	12.3	7.5	0.2	4.6	0.0	0.0				
강원	소계	5,144.3	291.0	30.5	4,777.8	45.0	145.8	114.0	14.0	17.8	0.0	4,456.7	177.0	16.1	4,218.6	45.0	541.8	0.0	0.4	541.4	0.0
	춘천시	76.1	2.5	0.5	73.1	0.0	0.0					76.1	2.5	0.5	73.1		0.0				
	원주시	388.6	85.4	0.0	303.2	0.0	85.4	85.4				303.2		0.0	303.2		0.0			0.0	
	강릉시	645.4	19.8	4.8	592.3	28.5	0.0					629.8	19.8	4.8	576.7	28.5	15.6			15.6	
	동해시	3,514.9	115.1	3.2	3,396.5	0.1	0.0					3,144.1	115.1	2.8	3,026.1	0.1	370.8		0.4	370.4	
	태백시	21.2	8.9	1.4	10.9	0.0	21.2	8.9	1.4	10.9		0.0					0.0				
	속초시	4.2	0.6	0.0	3.6	0.0	4.2	0.6		3.6		0.0					0.0				
	삼척시	15.3	0.0	0.0	15.3	0.0	0.0					8.3			8.3		7.0			7.0	
	홍천군	134.9	8.6	14.7	99.8	11.8	17.9	5.9	12.0			117.0	2.7	2.7	99.8	11.8	0.0				
	횡성군	28.4	4.5	0.4	23.5	0.0	7.0	4.5	0.4	2.1		21.4			21.4		0.0				
	영월군	155.2	11.4	1.9	141.9	0.0	0.0					23.7	11.4	1.9	10.4		131.5			131.5	
	평창군	43.8	13.7	0.3	29.8	0.0	0.0					43.8	13.7	0.3	29.8		0.0				
	정선군	49.5	5.1	1.1	43.3	0.0	0.0					49.5	5.1	1.1	43.3		0.0				
	철원군	19.7	0.4	0.0	19.3	0.0	0.4	0.4				2.4			2.4		16.9			16.9	
	화천군	5.2	5.1	0.0	0.1	0.0	0.0					5.2	5.1		0.1		0.0				
	양구군	3.8	0.5	2.1	1.2	0.0	1.8	0.5	0.1	1.2		2.0		2.0			0.0				
	인제군	3.0	2.9	0.1	0.0	0.0	3.0	2.9	0.1			0.0					0.0				
	고성군	25.7	4.9	0.0	16.3	4.5	4.9	4.9	0.0	0.0	0.0	20.8			16.3	4.5	0.0				
	양양군	9.4	1.6	0.0	7.7	0.1	0.0					9.4	1.6	0.0	7.7	0.1	0.0				
충북	소계	6,988.2	609.0	1,274.1	5,065.0	40.1	5.7	5.7	0.0	0.0	0.0	5,782.6	520.5	233.6	4,988.4	40.1	1,199.9	82.8	1,040.5	76.6	0.0
	청주시	2,467.7	160.3	242.3	2,056.9	8.2	0.0	0.0	0.0	0.0	0.0	2,245.1	160.3	19.7	2,056.9	8.2	222.6	0.0	222.6	0.0	0.0
	충주시	300.1	54.7	25.7	219.7	0.0	0.0					239.4	54.7	22.8	161.9	0.0	60.7	0.0	2.9	57.8	0.0
	제천시	204.0	14.5	3.5	186.0	0.0	0.0					204.0	14.5	3.5	186.0		0.0				
	청원군	1,872.4	152.7	909.8	784.7	25.2	0.0					1,053.0	152.7	99.0	776.1	25.2	819.4		810.8	8.6	
	보은군	21.6	7.2	1.3	13.1	0.0	0.0					21.6	7.2	1.3	13.1		0.0				
	옥천군	53.5	8.0	1.7	43.8	0.0	5.7	5.7				47.8	2.3	1.7	43.8		0.0				
	영동군	125.1	26.6	8.6	89.0	0.9	0.0					116.3	22.0	4.4	89.0	0.9	8.8	4.6	4.2		
	증평군	45.2	5.9	5.5	33.8	0.0	0.0					45.2	5.9	5.5	33.8		0.0				
	진천군	313.9	98.2	14.5	195.4	5.8	0.0					232.0	20.0	14.5	191.7	5.8	81.9	78.2	0.0	3.7	
	괴산군	72.0	7.2	1.5	63.3	0.0	0.0	0.0	0.0	0.0		68.1	7.2	1.5	59.4		3.9			3.9	
	음성군	435.1	73.5	58.9	302.7	0.0	0.0					435.1	73.5	58.9	302.7	0.0	0.0				
	단양군	1,077.6	0.2	0.8	1,076.6	0.0	0.0					1,075.0	0.2	0.8	1,074.0	0.0	2.6		0.0	2.6	
충남	소계	31,491.4	4,695.2	494.6	26,212.1	89.5	0.0	0.0	0.0	0.0	0.0	15,757.5	969.1	470.5	14,228.4	89.5	15,733.9	3,726.1	24.1	11,983.7	0.0
	천안시	851.0	124.6	87.4	615.7	23.3	0.0					650.5	123.4	68.9	434.9	23.3	200.5	1.2	18.5	180.8	
	공주시	15.1	0.0	0.0	15.1	0.0	0.0					15.1			15.1		0.0				
	보령시	3,780.4	1,309.6	11.3	2,459.5	0.0	0.0	0.0	0.0	0.0	0.0	2,476.8	7.3	11.1	2,458.4	0.0	1,303.6	1,302.3	0.2	1.1	0.0
	아산시	1,168.0	94.5	85.2	987.8	0.5	0.0					1,168.0	94.5	85.2	987.8	0.5	0.0				
	서산시	375.3	153.1	16.0	201.6	4.6	0.0			0.0		375.3	153.1	16.0	201.6	4.6	0.0	0.0	0.0	0.0	0.0
	논산시	247.0	24.6	25.7	172.0	24.7	0.0					247.0	24.6	25.7	172.0	24.7	0.0				
	계룡시	19.5	2.0	2.6	14.9	0.0	0.0					19.5	2.0	2.6	14.9		0.0				
	당진시	20,229.3	1,888.9	170.9	18,169.5	0.0	0.0	0.0	0.0	0.0	0.0	8,244.3	485.6	170.9	7,587.8	0.0	11,985.0	1,403.3	0.0	10,581.7	0.0
	금산군	83.8	16.8	23.2	43.8	0.0	0.0					83.8	16.8	23.2	43.8	0.0	0.0	0.0	0.0	0.0	0.0
	부여군	40.5	5.4	4.0	26.7	4.4	0.0	0.0	0.0	0.0	0.0	40.5	5.4	4.0	26.7	4.4	0.0	0.0	0.0	0.0	0.0
	서천군	1,029.2	262.	30.1	720.4	16.7	0.0	0.0	0.0	0.0	0.0	771.8	4.6	30.1	720.4	16.7	257.4	257.4	0.0	0.0	0.0
	청양군	45.5	7.5	5.0	19.3	13.7	0.0					45.5	7.5	5.0	19.3	13.7	0.0				
	홍성군	104.1	15.0	9.8	79.3	0.0	0.0					92.5	15.0	9.8	67.7	0.0	11.6			11.6	
	예산군	112.5	27.4	15.4	68.1	1.6	0.0					112.5	27.4	15.4	68.1	1.6	0.0				
	태안군	3,390.2	763.8	8.0	2,618.4	0.0	0.0	0.0	0.0	0.0	0.0	1,414.4	1.9	2.6	1,409.9	0.0	1,975.8	761.9	5.4	1,208.5	0.0
전북	소계	6,007.7	785.6	1,599.1	3,320.2	302.8	191.0	187.9	0.0	3.1	0.0	4,087.0	584.4	170.7	3,029.1	302.8	1,729.7	13.3	1,428.4	288.0	0.0
	전주시	1,623.4	84.5	1,080.8	434.2	23.9	0.0					491.2	84.5	9.2	373.6	23.9	1,132.2		1,071.6	60.6	
	군산시	2,067.9	447.7	395.1	1,101.8	123.3	189.9	186.8	0.0	3.1	0.0	1,530.5	247.6	62.7	1,096.9	123.3	347.5	13.3	332.4	1.8	0.0
	익산시	1,099.2	177.8	47.3	786.3	87.8	0.0					1,075.2	177.8	46.1	763.5	87.8	24.0		1.2	22.8	
	정읍시	351.5	58.1	30.9	243.2	19.3	1.1	1.1				329.9	57.0	10.4	243.2	19.3	20.5		20.5		
	남원시	352.1	0.0	2.5	341.0	8.6	0.0					150.7		2.5	139.6	8.6	201.4			201.4	
	김제시	113.3	3.6	16.0	85.1	8.6	0.0	0.0	0.0	0.0	0.0	113.3	3.6	16.0	85.1	8.6	0.0	0.0	0.0	0.0	0.0
	완주군	271.1	11.5	12.3	227.3	20.0	0.0					271.1	11.5	12.3	227.3	20.0	0.0				
	진안군	24.4	0.0	0.9	23.5	0.0	0.0					24.4		0.9	23.5		0.0				

(단위:톤/일)

구 분		총계					자치단체					처리업체					자가처리				
시도	시군구	계	매립	소각	재활용	해역배출	소계	매립	소각	재활용	해역배출	소계	매립	소각	재활용	해역배출	소계	매립	소각	재활용	해역배출
전북	무주군	5.2	1.1	0.2	3.9	0.0	0.0					5.2	1.1	0.2	3.9		0.0				
	장수군	11.1	0.0	2.6	8.5	0.0	0.0					8.5			8.5		2.6		2.6		
	임실군	39.0	0.8	3.1	32.7	2.4	0.0					39.0	0.8	3.1	32.7	2.4	0.0				
	순창군	23.7	0.1	0.5	14.2	8.9	0.0					23.7	0.1	0.5	14.2	8.9	0.0				
	고창군	13.0	0.2	4.5	8.3	0.0	0.0					11.5	0.2	4.4	6.9		1.5		0.1	1.4	
	부안군	12.8	0.2	2.4	10.2	0.0	0.0					12.8	0.2	2.4	10.2		0.0				
전남	소계	21,850.7	620.3	474.0	20,672.7	83.7	130.9	61.4	10.6	58.9	0.0	21,478.6	732.2	183.5	20,479.2	83.7	241.2	-173.3	279.9	134.6	0.0
	목포시	114.5	4.6	1.4	105.3	3.2	0.0					114.5	4.6	1.4	105.3	3.2	0.0				
	여수시	2,315.9	104.9	85.8	2,055.6	69.6	37.8	37.8	0.0	0.0	0.0	2,331.8	245.6	85.4	1,931.2	69.6	-53.7	-178.5	0.4	124.4	0.0
	순천시	114.2	45.1	8.3	57.2	3.6	0.0					114.2	45.1	8.3	57.2	3.6	0.0				
	나주시	100.9	3.9	11.5	82.3	3.2	0.0					100.9	3.9	11.5	82.3	3.2	0.0				
	광양시	17,669.5	331.5	74.4	17,263.2	0.4	0.9	0.9				17,611.8	326.6	22.0	17,262.8	0.4	56.8	4.0	52.4	0.4	
	담양군	131.7	42.6	33.4	52.0	3.7	0.0					131.7	42.6	33.4	52.0	3.7	0.0				
	곡성군	86.8	22.7	5.2	58.9	0.0	86.8	22.7	5.2	58.9		0.0			0.0		0.0				
	구례군	9.5	0.0	0.0	9.5	0.0	0.0					9.5			9.5		0.0				
	고흥군	3.8	0.0	3.8	0.0	0.0	3.8		3.8			0.0					0.0				
	보성군	14.5	0.0	0.0	14.5	0.0	0.0					14.5			14.5		0.0				
	화순군	33.3	5.8	0.3	27.2	0.0	0.0					32.5	5.0	0.3	27.2		0.8	0.8	0.0	0.0	
	장흥군	14.2	0.0	0.0	14.2	0.0	0.0					14.2			14.2		0.0				
	강진군	6.4	1.1	0.3	5.0	0.0	0.0					6.4	1.1	0.3	5.0		0.0				
	해남군	17.4	1.5	1.6	14.3	0.0	0.0					17.4	1.5	1.6	14.3		0.0				
	영암군	1,029.1	39.2	225.9	764.0	0.0	0.0					804.3	39.2	1.1	764.0		224.8		224.8		
	무안군	44.9	6.0	4.4	34.5	0.0	0.0					44.9	6.0	4.4	34.5		0.0				
	함평군	43.7	1.4	1.9	40.4	0.0	0.0					33.1	1.4	1.1	30.6		10.6		0.8	9.8	
	영광군	10.7	1.5	4.1	5.1	0.0	0.0	0.0	0.0	0.0	0.0	8.8	1.1	2.6	5.1	0.0	1.9	0.4	1.5	0.0	0.0
	장성군	85.5	8.0	8.5	69.0	0.0	0.0					85.5	8.0	8.5	69.0		0.0				
	완도군	1.5	0.0	1.0	0.5	0.0	0.0					1.5		1.0	0.5		0.0				
	진도군	2.1	0.5	1.6	0.0	0.0	1.6		1.6			0.5	0.5				0.0				
	신안군	0.6	0.0	0.6	0.0	0.0	0.0					0.6		0.6			0.0				
경북	소계	23,658.0	4,564.0	581.0	18,303.8	209.2	23.1	8.5	11.2	3.4	0.0	23,151.2	4,516.2	393.4	18,032.4	209.2	483.7	39.3	176.4	268.0	0.0
	포항시	18,395.3	3,015.2	109.7	15,266.3	4.1	0.0					18,395.3	3,015.2	109.7	15,266.3	4.1	0.0				
	경주시	616.7	380.4	30.0	205.2	1.1	0.0					614.5	380.4	27.8	205.2	1.1	2.2		2.2		
	김천시	300.1	83.6	39.1	161.4	16.0	0.0					289.8	83.6	29.1	161.1	16.0	10.3		10.0	0.3	
	안동시	194.4	45.6	77.3	68.2	3.3	0.0					194.4	45.6	77.3	68.2	3.3	0.0				
	구미시	1,120.5	266.9	79.0	730.1	44.5	0.0					1,031.1	228.0	31.5	727.1	44.5	89.4	38.9	47.5	3.0	
	영주시	117.5	5.8	3.0	108.7	0.0	0.0					117.5	5.8	3.0	108.7		0.0				
	영천시	679.9	251.8	19.6	405.6	2.9	0.0					655.2	251.4	18.2	382.7	2.9	24.7	0.4	1.4	22.9	
	상주시	180.0	46.1	5.6	94.5	33.8	0.0					122.7	46.1	5.6	37.2	33.8	57.3			57.3	
	문경시	162.4	53.9	65.4	41.2	1.9	0.0					162.4	53.9	65.4	41.2	1.9	0.0				
	경산시	307.0	25.3	6.9	202.1	72.7	0.0					307.0	25.3	6.9	202.1	72.7	0.0				
	군위군	44.1	3.3	2.5	30.4	7.9	0.0					43.4	3.3	2.5	29.7	7.9	0.7			0.7	
	의성군	46.4	8.8	1.0	36.6	0.0	0.0					43.8	8.8	0.8	34.2		2.6		0.2	2.4	
	청송군	5.6	0.7	0.6	4.3	0.0	0.0					5.6	0.7	0.6	4.3		0.0				
	영양군	0.1	0.0	0.0	0.1	0.0	0.0					0.0					0.1			0.1	
	영덕군	77.1	5.5	11.2	59.1	1.3	11.2	0.0	11.2			28.0	5.5		21.2	1.3	37.9			37.9	
	청도군	17.9	2.1	0.6	15.2	0.0	0.0					17.8	2.1	0.6	15.1		0.1			0.1	
	고령군	688.8	80.8	3.2	590.4	14.4	1.4	1.4				637.3	79.4	1.8	541.7	14.4	50.1		1.4	48.7	
	성주군	124.2	23.6	2.5	98.1	0.0	0.0					100.2	23.6	2.5	74.1		24.0			24.0	
	칠곡군	345.2	123.8	121.1	95.0	5.3	0.0					188.8	123.8	7.4	52.3	5.3	156.4		113.7	42.7	
	예천군	35.9	5.6	0.6	29.7	0.0	0.0					35.9	5.6	0.6	29.7		0.0				
	봉화군	148.1	116.6	0.1	31.4	0.0	0.0					126.6	116.6	0.1	9.9		21.5			21.5	
	울진군	50.8	18.6	2.0	30.2	0.0	10.5	7.1		3.4		33.9	11.5	2.0	20.4		6.4			6.4	
	울릉군	0.0	0.0	0.0	0.0	0.0	0.0					0.0					0.0				
경남	소계	13,640.4	1,419.5	550.3	11,471.8	198.8	463.2	413.5	45.0	4.7	0.0	12,172.7	984.9	297.7	10,691.3	198.8	1,004.5	21.1	207.6	775.8	0.0
	창원시	2,674.3	706.5	155.0	1,770.2	42.6	386.9	349.0	37.9	0.0	0.0	1,918.9	357.5	51.1	1,467.7	42.6	368.5	0.0	66.0	302.5	0.0
	진주시	249.3	49.3	3.8	153.4	42.8	15.6	15.6				226.5	33.7	2.9	147.1	42.8	7.2		0.9	6.3	
	통영시	297.7	20.3	2.9	273.9	0.6	6.5	6.5				291.2	13.8	2.9	273.9	0.6	0.0				
	사천시	190.2	32.2	28.9	125.9	3.2	0.0					154.5	16.2	11.9	123.2	3.2	35.7	16.0	17.0	2.7	0.0
	김해시	1,140.3	114.1	44.4	964.5	17.3	0.0					963.2	114.1	44.3	787.5	17.3	177.1		0.1	177.0	

(단위:톤/일)

구 분		총계					자치단체					처리업체					자가처리				
시도	시군구	계	매립	소각	재활용	해역배출	소계	매립	소각	재활용	해역배출	소계	매립	소각	재활용	해역배출	소계	매립	소각	재활용	해역배출
경남	밀양시	163.8	28.5	28.8	105.1	1.4	16.0	8.9	7.1			118.0	19.6	17.7	79.3	1.4	29.8		4.0	25.8	
	거제시	389.3	153.2	99.5	136.6	0.0	29.7	25.0		4.7		301.6	128.2	41.5	131.9		58.0		58.0		
	양산시	755.5	107.6	91.3	528.5	28.1	0.0					752.1	107.6	90.8	525.6	28.1	3.4		0.5	2.9	
	의령군	109.0	53.1	2.0	52.8	1.1	0.0					109.0	53.1	2.0	52.8	1.1	0.0				
	함안군	818.5	94.7	76.4	617.9	29.5	2.2	2.2				572.1	92.5	16.0	434.1	29.5	244.2		60.4	183.8	
	창녕군	89.8	6.1	0.9	70.2	12.6	0.0					82.0	6.1	0.9	62.4	12.6	7.8			7.8	
	고성군	1,437.8	26.4	6.1	1,393.5	11.8	0.0					1,417.2	21.5	6.1	1,377.8	11.8	20.6	4.9		15.7	
	남해군	8.5	4.7	1.2	2.6	0.0	4.7	4.7				3.8	0.0	1.2	2.6		0.0				
	하동군	5,069.9	4.2	4.8	5,060.9	0.0	0.0					5,067.5	4.2	4.8	5,058.5		2.4			2.4	
	산청군	54.1	0.5	0.2	53.3	0.1	0.0					29.4	0.5	0.2	28.6	0.1	24.7			24.7	
	함양군	41.5	5.6	1.7	32.3	1.9	0.0					29.7	5.4	1.0	21.4	1.9	11.8	0.2	0.7	10.9	0.0
	거창군	122.3	6.8	1.6	108.1	5.8	0.0	0.0	0.0	0.0	0.0	122.3	6.8	1.6	108.1	5.8	0.0	0.0	0.0	0.0	0.0
	합천군	28.6	5.7	0.8	22.1	0.0	1.6	1.6				13.7	4.1	0.8	8.8		13.3			13.3	
제주	소계	205.8	87.2	0.0	113.1	5.5	87.2	87.2	0.0	0.0	0.0	86.4	0.0	0.0	80.9	5.5	32.2	0.0	0.0	32.2	0.0
	제주시	133.3	60.0	0.0	73.3	0.0	60.0	60.0	0.0	0.0	0.0	43.3	0.0	0.0	43.3	0.0	30.0	0.0	0.0	30.0	0.0
	서귀포시	72.5	27.2	0.0	39.8	5.5	27.2	27.2				43.1			37.6	5.5	2.2			2.2	

3. 폐기물 처리주체별 처리현황

라. 건설폐기물

(단위:톤/일)

구분		계				자치단체처리				처리업체처리				자가처리			
시도	시군구	소계	매립	소각	재활용	소계	매립	소각	재활용	소계	매립	소각	재활용	소계	매립	소각	재활용
전국	합계	183,537.7	3,361.7	1,247.4	178,928.6	2,347.8	2,346.9	0.9	0.0	178,528.2	1,014.6	1,246.1	176,267.5	2,661.7	0.2	0.4	2,661.1
서울	소계	24,761.6	1,442.7	222.2	23,096.7	1,306.6	1,306.5	0.1	0.0	23,454.8	136.2	222.1	23,096.5	0.2	0.0	0.0	0.2
	종로구	802.6	14.0	1.3	787.3	14.0	14.0	0.0	0.0	788.6	0.0	1.3	787.3	0.0	0.0	0.0	0.0
	중구	689.3	24.2	7.0	658.1	24.1	24.1	0.0	0.0	665.2	0.1	7.0	658.1	0.0	0.0	0.0	0.0
	용산구	710.3	13.8	1.4	695.1	13.8	13.8	0.0	0.0	696.4	0.0	1.4	695.1	0.0	0.0	0.0	0.0
	성동구	2,201.2	386.1	3.7	1,811.4	370.6	370.6	0.0	0.0	1,830.6	15.5	3.7	1,811.4	0.0	0.0	0.0	0.0
	광진구	629.7	3.6	0.6	625.5	3.6	3.6	0.0	0.0	626.1	0.0	0.6	625.5	0.0	0.0	0.0	0.0
	동대문구	519.9	8.1	0.3	511.5	8.0	8.0	0.0	0.0	511.8	0.1	0.3	511.5	0.0	0.0	0.0	0.0
	중랑구	637.7	4.3	100.9	532.5	4.3	4.3	0.0	0.0	633.4	0.0	100.9	532.5	0.0	0.0	0.0	0.0
	성북구	766.0	6.3	0.7	759.0	6.3	6.3	0.0	0.0	759.7	0.0	0.7	759.0	0.0	0.0	0.0	0.0
	강북구	587.2	1.4	0.3	585.5	1.4	1.4	0.0	0.0	585.8	0.0	0.3	585.5	0.0	0.0	0.0	0.0
	도봉구	287.1	1.2	0.0	285.9	1.2	1.2	0.0	0.0	285.9	0.0	0.0	285.9	0.0	0.0	0.0	0.0
	노원구	719.1	2.6	1.2	715.3	2.6	2.6	0.0	0.0	716.6	0.0	1.2	715.3	0.0	0.0	0.0	0.0
	은평구	963.6	113.7	1.1	848.8	8.7	8.7	0.0	0.0	955.0	105.0	1.1	848.8	0.0	0.0	0.0	0.0
	서대문구	638.0	10.3	0.7	627.0	10.2	10.2	0.0	0.0	627.7	0.1	0.7	627.0	0.0	0.0	0.0	0.0
	마포구	1,143.1	36.6	6.9	1,099.6	36.4	36.4	0.0	0.0	1,106.6	0.2	6.9	1,099.6	0.0	0.0	0.0	0.0
	양천구	1,033.6	45.5	0.5	987.6	45.5	45.5	0.0	0.0	987.9	0.0	0.5	987.5	0.1	0.0	0.0	0.1
	강서구	2,077.4	404.0	22.3	1,651.1	395.1	395.1	0.0	0.0	1,682.2	8.9	22.3	1,651.0	0.1	0.0	0.0	0.1
	구로구	690.9	65.7	9.3	615.9	65.8	65.7	0.1	0.0	625.2	0.0	9.2	615.9	0.0	0.0	0.0	0.0
	금천구	568.0	49.4	2.6	516.0	49.4	49.4	0.0	0.0	518.6	0.0	2.6	516.0	0.0	0.0	0.0	0.0
	영등포구	1,001.4	41.4	0.8	959.2	41.4	41.4	0.0	0.0	960.1	0.0	0.8	959.2	0.0	0.0	0.0	0.0
	동작구	763.0	7.7	0.6	754.7	7.7	7.7	0.0	0.0	755.3	0.0	0.6	754.7	0.0	0.0	0.0	0.0
	관악구	851.3	9.1	0.4	841.8	9.1	9.1	0.0	0.0	842.2	0.0	0.4	841.8	0.0	0.0	0.0	0.0
	서초구	1,673.4	53.0	13.7	1,606.7	53.0	53.0	0.0	0.0	1,620.5	0.0	13.7	1,606.7	0.0	0.0	0.0	0.0
	강남구	1,965.4	48.4	38.4	1,878.6	42.1	42.1	0.0	0.0	1,923.4	6.3	38.4	1,878.6	0.0	0.0	0.0	0.0
	송파구	1,449.8	89.7	7.1	1,353.0	89.7	89.7	0.0	0.0	1,360.1	0.0	7.1	1,353.0	0.0	0.0	0.0	0.0
	강동구	1,392.6	2.6	0.4	1,389.6	2.6	2.6	0.0	0.0	1,390.1	0.0	0.4	1,389.6	0.0	0.0	0.0	0.0
부산	소계	9,555.6	176.1	25.1	9,354.4	0.0	0.0	0.0	0.0	9,436.3	176.1	25.1	9,235.1	119.3	0.0	0.0	119.3
	중구	294.7	0.0	0.3	294.4	0.0	0.0	0.0	0.0	294.7	0.0	0.3	294.4	0.0	0.0	0.0	0.0
	서구	290.4	0.0	1.0	289.4	0.0	0.0	0.0	0.0	289.3	0.0	1.0	288.3	1.1	0.0	0.0	1.1
	동구	324.9	0.2	0.6	324.1	0.0	0.0	0.0	0.0	265.5	0.2	0.6	264.7	59.4	0.0	0.0	59.4
	영도구	196.9	0.0	0.3	196.6	0.0	0.0	0.0	0.0	196.8	0.0	0.3	196.6	0.0	0.0	0.0	0.0
	부산진구	889.6	0.0	0.1	889.5	0.0	0.0	0.0	0.0	889.6	0.0	0.1	889.5	0.0	0.0	0.0	0.0
	동래구	1,087.8	0.5	0.6	1,086.7	0.0	0.0	0.0	0.0	1,087.5	0.5	0.6	1,086.4	0.3	0.0	0.0	0.3
	남구	696.4	0.1	4.5	691.8	0.0	0.0	0.0	0.0	637.9	0.1	4.5	633.3	58.5	0.0	0.0	58.5
	북구	560.2	0.0	0.4	559.8	0.0	0.0	0.0	0.0	560.2	0.0	0.4	559.8	0.0	0.0	0.0	0.0
	해운대구	665.4	1.9	3.9	659.6	0.0	0.0	0.0	0.0	665.4	1.9	3.9	659.6	0.0	0.0	0.0	0.0
	사하구	697.3	3.8	3.5	690.0	0.0	0.0	0.0	0.0	697.2	3.8	3.5	690.0	0.0	0.0	0.0	0.0
	금정구	565.3	0.1	0.0	565.2	0.0	0.0	0.0	0.0	565.4	0.1	0.0	565.2	0.0	0.0	0.0	0.0
	강서구	1,185.7	1.2	7.0	1,177.5	0.0	0.0	0.0	0.0	1,185.7	1.2	7.0	1,177.5	0.0	0.0	0.0	0.0
	연제구	485.8	66.2	0.2	419.4	0.0	0.0	0.0	0.0	485.8	66.2	0.2	419.4	0.0	0.0	0.0	0.0
	수영구	333.9	0.0	0.0	333.9	0.0	0.0	0.0	0.0	333.9	0.0	0.0	333.9	0.0	0.0	0.0	0.0
	사상구	694.5	101.8	0.1	592.6	0.0	0.0	0.0	0.0	694.5	101.8	0.1	592.6	0.0	0.0	0.0	0.0
	기장군	586.8	0.3	2.6	583.9	0.0	0.0	0.0	0.0	586.8	0.3	2.6	583.9	0.0	0.0	0.0	0.0
대구	소계	5,907.5	52.5	35.8	5,819.2	0.0	0.0	0.0	0.0	5,891.3	52.5	35.8	5,803.0	16.2	0.0	0.0	16.2
	중구	267.3	2.6	0.6	264.1	0.0	0.0	0.0	0.0	267.3	2.6	0.6	264.1	0.0	0.0	0.0	0.0
	동구	1,056.8	7.8	6.3	1,042.7	0.0	0.0	0.0	0.0	1,053.0	7.8	6.3	1,039.0	3.7	0.0	0.0	3.7
	서구	330.5	0.4	0.4	329.7	0.0	0.0	0.0	0.0	330.4	0.4	0.4	329.7	0.0	0.0	0.0	0.0
	남구	253.8	1.1	1.1	251.6	0.0	0.0	0.0	0.0	253.7	1.1	1.1	251.6	0.0	0.0	0.0	0.0
	북구	1,181.5	9.6	15.2	1,156.7	0.0	0.0	0.0	0.0	1,181.5	9.6	15.2	1,156.7	0.0	0.0	0.0	0.0
	수성구	823.8	9.3	3.3	811.2	0.0	0.0	0.0	0.0	823.8	9.3	3.3	811.2	0.0	0.0	0.0	0.0
	달서구	936.3	2.8	3.3	930.2	0.0	0.0	0.0	0.0	932.5	2.8	3.3	926.4	3.8	0.0	0.0	3.8
	달성군	1,057.5	18.9	5.6	1,033.0	0.0	0.0	0.0	0.0	1,048.8	18.9	5.6	1,024.3	8.7	0.0	0.0	8.7
인천	소계	8,906.5	263.3	58.3	8,584.9	261.4	261.4	0.0	0.0	8,645.0	1.9	58.3	8,584.8	0.1	0.0	0.0	0.1
	중구	798.3	18.5	3.3	776.5	18.4	18.4	0.0	0.0	779.9	0.1	3.3	776.5	0.0	0.0	0.0	0.0

(단위:톤/일)

구분		계				자치단체처리				처리업체처리				자가처리			
시도	시군구	소계	매립	소각	재활용	소계	매립	소각	재활용	소계	매립	소각	재활용	소계	매립	소각	재활용
인천	동구	205.9	4.0	1.1	200.8	3.8	3.8	0.0	0.0	202.1	0.2	1.1	200.8	0.0	0.0	0.0	0.0
	남구	1,313.0	16.1	14.2	1,282.7	16.1	16.1	0.0	0.0	1,296.9	0.0	14.2	1,282.7	0.0	0.0	0.0	0.0
	연수구	702.3	28.5	9.6	664.2	28.5	28.5	0.0	0.0	673.8	0.0	9.6	664.2	0.0	0.0	0.0	0.0
	남동구	986.2	55.8	10.0	920.4	55.8	55.8	0.0	0.0	930.4	0.0	10.0	920.4	0.0	0.0	0.0	0.0
	부평구	804.0	32.0	1.1	770.9	31.0	31.0	0.0	0.0	773.1	1.0	1.1	770.9	0.0	0.0	0.0	0.0
	계양구	313.8	17.6	0.6	295.6	17.6	17.6	0.0	0.0	296.3	0.0	0.6	295.6	0.0	0.0	0.0	0.0
	서구	3,015.2	88.4	15.5	2,911.3	88.4	88.4	0.0	0.0	2,926.7	0.0	15.5	2,911.3	0.0	0.0	0.0	0.0
	강화군	486.4	1.7	1.2	483.5	1.7	1.7	0.0	0.0	484.7	0.0	1.2	483.5	0.0	0.0	0.0	0.0
	옹진군	281.4	0.7	1.7	279.0	0.1	0.1	0.0	0.0	281.2	0.6	1.7	278.9	0.1	0.0	0.0	0.1
광주	소계	3,530.9	16.6	22.6	3,491.7	0.0	0.0	0.0	0.0	3,530.9	16.6	22.6	3,491.7	0.0	0.0	0.0	0.0
	동구	397.4	0.5	3.2	393.7	0.0	0.0	0.0	0.0	397.4	0.5	3.2	393.7	0.0	0.0	0.0	0.0
	서구	753.1	14.9	12.6	725.6	0.0	0.0	0.0	0.0	753.2	14.9	12.6	725.6	0.0	0.0	0.0	0.0
	남구	825.5	0.4	0.9	824.2	0.0	0.0	0.0	0.0	825.4	0.4	0.9	824.2	0.0	0.0	0.0	0.0
	북구	617.6	0.0	1.7	615.9	0.0	0.0	0.0	0.0	617.6	0.0	1.7	615.9	0.0	0.0	0.0	0.0
	광산구	937.3	0.8	4.2	932.3	0.0	0.0	0.0	0.0	937.3	0.8	4.2	932.3	0.0	0.0	0.0	0.0
대전	소계	3,424.3	120.5	24.3	3,279.5	119.2	119.2	0.0	0.0	3,305.1	1.3	24.3	3,279.5	0.0	0.0	0.0	0.0
	동구	913.5	36.1	2.9	874.5	36.0	36.0	0.0	0.0	877.5	0.1	2.9	874.5	0.0	0.0	0.0	0.0
	중구	590.6	16.5	1.4	572.7	16.5	16.5	0.0	0.0	574.2	0.0	1.4	572.7	0.0	0.0	0.0	0.0
	서구	603.6	28.1	3.4	572.1	27.0	27.0	0.0	0.0	576.5	1.1	3.4	572.1	0.0	0.0	0.0	0.0
	유성구	795.9	22.1	4.0	769.8	22.0	22.0	0.0	0.0	773.8	0.1	4.0	769.8	0.0	0.0	0.0	0.0
	대덕구	520.7	17.7	12.6	490.4	17.7	17.7	0.0	0.0	503.1	0.0	12.6	490.4	0.0	0.0	0.0	0.0
울산	소계	5,002.4	278.6	24.0	4,699.8	0.0	0.0	0.0	0.0	4,988.5	278.6	24.0	4,685.9	13.9	0.0	0.0	13.9
	중구	708.0	242.6	3.0	462.4	0.0	0.0	0.0	0.0	708.0	242.6	3.0	462.4	0.0	0.0	0.0	0.0
	남구	1,462.2	24.0	7.6	1,430.6	0.0	0.0	0.0	0.0	1,462.2	24.0	7.6	1,430.6	0.0	0.0	0.0	0.0
	동구	863.0	4.6	2.2	856.2	0.0	0.0	0.0	0.0	863.0	4.6	2.2	856.2	0.0	0.0	0.0	0.0
	북구	604.2	2.4	1.4	600.4	0.0	0.0	0.0	0.0	603.8	2.4	1.4	600.0	0.4	0.0	0.0	0.4
	울주군	1,365.0	5.0	9.8	1,350.2	0.0	0.0	0.0	0.0	1,351.5	5.0	9.8	1,336.7	13.5	0.0	0.0	13.5
세종	소계	2,397.5	1.5	34.2	2,361.8	0.0	0.0	0.0	0.0	2,397.5	1.5	34.2	2,361.8	0.0	0.0	0.0	0.0
	세종시	2,397.5	1.5	34.2	2,361.8	0.0	0.0	0.0	0.0	2,397.5	1.5	34.2	2,361.8	0.0	0.0	0.0	0.0
경기	소계	41,796.2	724.5	359.6	40,712.1	654.9	654.7	0.2	0.0	40,907.6	69.6	359.4	40,478.6	233.7	0.2	0.0	233.5
	수원시	3,397.3	27.4	17.5	3,352.4	27.2	27.2	0.0	0.0	3,369.9	0.2	17.5	3,352.2	0.2	0.0	0.0	0.2
	성남시	2,173.2	17.5	59.9	2,095.8	14.7	14.7	0.0	0.0	2,153.3	2.8	59.9	2,090.6	5.2	0.0	0.0	5.2
	의정부시	548.8	2.8	1.6	544.4	2.8	2.8	0.0	0.0	546.0	0.0	1.6	544.4	0.0	0.0	0.0	0.0
	안양시	1,455.3	11.4	4.0	1,439.9	11.3	11.3	0.0	0.0	1,409.1	0.1	4.0	1,405.1	34.9	0.0	0.0	34.8
	부천시	970.8	22.1	7.8	940.9	21.0	21.0	0.0	0.0	949.8	1.1	7.8	940.9	0.0	0.0	0.0	0.0
	광명시	293.0	0.9	1.6	290.5	0.7	0.7	0.0	0.0	291.3	0.0	1.6	289.7	1.0	0.2	0.0	0.8
	평택시	3,033.9	59.2	12.7	2,962.0	4.5	4.5	0.0	0.0	2,999.4	54.7	12.7	2,932.0	30.0	0.0	0.0	30.0
	동두천시	409.3	0.0	2.3	407.0	0.0	0.0	0.0	0.0	409.3	0.0	2.3	407.0	0.0	0.0	0.0	0.0
	안산시	1,322.2	5.1	17.0	1,300.1	5.1	5.1	0.0	0.0	1,315.1	0.0	17.0	1,298.1	2.0	0.0	0.0	2.0
	고양시	3,346.6	435.3	41.6	2,869.7	435.0	435.0	0.0	0.0	2,795.2	0.3	41.6	2,753.3	116.4	0.0	0.0	116.4
	과천시	124.4	0.9	0.1	123.4	0.9	0.9	0.0	0.0	115.8	0.0	0.1	115.7	7.7	0.0	0.0	7.7
	구리시	865.7	1.3	5.0	859.4	1.3	1.3	0.0	0.0	864.5	0.0	5.0	859.4	0.0	0.0	0.0	0.0
	남양주시	1,070.6	33.4	7.5	1,029.7	30.3	30.3	0.0	0.0	1,040.4	3.1	7.5	1,029.7	0.0	0.0	0.0	0.0
	오산시	250.8	0.4	1.0	249.4	0.4	0.4	0.0	0.0	250.4	0.0	1.0	249.4	0.0	0.0	0.0	0.0
	시흥시	1,274.4	9.5	6.2	1,258.7	7.6	7.6	0.0	0.0	1,258.8	1.9	6.2	1,250.8	7.9	0.0	0.0	7.9
	군포시	628.0	0.5	0.8	626.7	0.3	0.3	0.0	0.0	627.1	0.2	0.8	626.1	0.6	0.0	0.0	0.6
	의왕시	263.7	2.5	1.4	259.8	2.1	2.1	0.0	0.0	260.1	0.4	1.4	258.4	1.4	0.0	0.0	1.4
	하남시	2,224.2	4.8	68.0	2,151.4	4.8	4.8	0.0	0.0	2,219.4	0.0	68.0	2,151.4	0.0	0.0	0.0	0.0
	용인시	2,433.3	0.0	14.2	2,419.1	0.0	0.0	0.0	0.0	2,433.2	0.0	14.2	2,419.0	0.1	0.0	0.0	0.1
	파주시	1,652.9	24.0	37.0	1,591.9	24.0	24.0	0.0	0.0	1,628.8	0.0	37.0	1,591.8	0.1	0.0	0.0	0.1
	이천시	1,082.7	0.1	5.0	1,077.6	0.0	0.0	0.0	0.0	1,082.7	0.1	5.0	1,077.6	0.0	0.0	0.0	0.0
	안성시	1,269.3	0.0	0.3	1,269.0	0.0	0.0	0.0	0.0	1,269.2	0.0	0.3	1,269.0	0.0	0.0	0.0	0.0
	김포시	1,551.2	44.4	6.4	1,500.4	44.6	44.4	0.2	0.0	1,506.5	0.0	6.2	1,500.3	0.1	0.0	0.0	0.1
	화성시	4,214.4	15.1	18.9	4,180.4	10.5	10.5	0.0	0.0	4,203.9	4.6	18.9	4,180.4	0.0	0.0	0.0	0.0
	광주시	758.8	2.0	0.9	755.9	1.9	1.9	0.0	0.0	756.9	0.1	0.9	755.9	0.0	0.0	0.0	0.0
	양주시	2,065.5	3.0	18.0	2,044.5	3.0	3.0	0.0	0.0	2,062.6	0.0	18.0	2,044.5	0.0	0.0	0.0	0.0
	포천시	948.9	0.9	2.0	946.0	0.9	0.9	0.0	0.0	948.0	0.0	2.0	946.0	0.0	0.0	0.0	0.0
	여주시	713.6	0.0	0.0	713.6	0.0	0.0	0.0	0.0	687.5	0.0	0.0	687.5	26.1	0.0	0.0	26.1
	연천군	489.1	0.0	0.3	488.8	0.0	0.0	0.0	0.0	489.0	0.0	0.3	488.8	0.0	0.0	0.0	0.0

(단위:톤/일)

구분		계				자치단체처리				처리업체처리				자가처리			
시도	시군구	소계	매립	소각	재활용	소계	매립	소각	재활용	소계	매립	소각	재활용	소계	매립	소각	재활용
경기	가평군	395.8	0.0	0.4	395.4	0.0	0.0	0.0	0.0	395.6	0.0	0.4	395.3	0.1	0.0	0.0	0.1
	양평군	568.5	0.0	0.2	568.3	0.0	0.0	0.0	0.0	568.4	0.0	0.2	568.3	0.0	0.0	0.0	0.0
강원	소계	8,719.6	22.1	13.4	8,684.1	4.0	3.9	0.1	0.0	8,618.9	18.2	13.3	8,587.4	96.7	0.0	0.0	96.7
	춘천시	1,243.9	0.0	2.5	1,241.4	0.0	0.0	0.0	0.0	1,243.8	0.0	2.5	1,241.4	0.0	0.0	0.0	0.0
	원주시	1,381.3	1.3	2.4	1,377.6	0.0	0.0	0.0	0.0	1,381.3	1.3	2.4	1,377.6	0.0	0.0	0.0	0.0
	강릉시	801.1	0.0	0.0	801.1	0.0	0.0	0.0	0.0	801.1	0.0	0.0	801.1	0.0	0.0	0.0	0.0
	동해시	336.5	0.0	0.7	335.8	0.0	0.0	0.0	0.0	336.5	0.0	0.7	335.8	0.0	0.0	0.0	0.0
	태백시	248.8	0.0	0.0	248.8	0.0	0.0	0.0	0.0	248.8	0.0	0.0	248.8	0.0	0.0	0.0	0.0
	속초시	153.4	0.5	0.4	152.5	0.6	0.5	0.1	0.0	152.7	0.0	0.3	152.5	0.0	0.0	0.0	0.0
	삼척시	753.8	20.1	6.7	727.0	3.4	3.4	0.0	0.0	750.5	16.7	6.7	727.0	0.0	0.0	0.0	0.0
	홍천군	248.1	0.0	0.0	248.1	0.0	0.0	0.0	0.0	229.5	0.0	0.0	229.4	18.7	0.0	0.0	18.7
	횡성군	449.5	0.0	0.0	449.5	0.0	0.0	0.0	0.0	449.5	0.0	0.0	449.5	0.0	0.0	0.0	0.0
	영월군	295.3	0.0	0.1	295.2	0.0	0.0	0.0	0.0	295.3	0.0	0.1	295.2	0.0	0.0	0.0	0.0
	평창군	606.0	0.0	0.0	606.0	0.0	0.0	0.0	0.0	605.8	0.0	0.0	605.8	0.2	0.0	0.0	0.2
	정선군	375.9	0.2	0.6	375.1	0.0	0.0	0.0	0.0	375.9	0.2	0.6	375.1	0.0	0.0	0.0	0.0
	철원군	263.2	0.0	0.0	263.2	0.0	0.0	0.0	0.0	263.1	0.0	0.0	263.1	0.1	0.0	0.0	0.1
	화천군	237.7	0.0	0.0	237.7	0.0	0.0	0.0	0.0	223.6	0.0	0.0	223.6	14.1	0.0	0.0	14.1
	양구군	307.4	0.0	0.0	307.4	0.0	0.0	0.0	0.0	307.4	0.0	0.0	307.4	0.0	0.0	0.0	0.0
	인제군	370.2	0.0	0.0	370.2	0.0	0.0	0.0	0.0	335.0	0.0	0.0	335.0	35.2	0.0	0.0	35.2
	고성군	355.5	0.0	0.0	355.5	0.0	0.0	0.0	0.0	355.5	0.0	0.0	355.5	0.0	0.0	0.0	0.0
	양양군	292.0	0.0	0.0	292.0	0.0	0.0	0.0	0.0	263.6	0.0	0.0	263.6	28.4	0.0	0.0	28.4
충북	소계	7,575.5	0.4	24.8	7,550.3	0.0	0.0	0.0	0.0	7,219.1	0.4	24.8	7,193.9	356.4	0.0	0.0	356.4
	청주시	1,253.6	0.0	10.9	1,242.7	0.0	0.0	0.0	0.0	1,253.2	0.0	10.9	1,242.3	0.4	0.0	0.0	0.4
	충주시	1,502.3	0.0	4.6	1,497.7	0.0	0.0	0.0	0.0	1,220.6	0.0	4.6	1,216.1	281.6	0.0	0.0	281.6
	제천시	585.9	0.0	0.0	585.9	0.0	0.0	0.0	0.0	586.0	0.0	0.0	585.9	0.0	0.0	0.0	0.0
	청원군	1,013.6	0.3	3.5	1,009.8	0.0	0.0	0.0	0.0	985.2	0.3	3.5	981.4	28.4	0.0	0.0	28.4
	보은군	327.3	0.0	0.1	327.2	0.0	0.0	0.0	0.0	327.3	0.0	0.1	327.2	0.0	0.0	0.0	0.0
	옥천군	469.1	0.0	0.1	469.0	0.0	0.0	0.0	0.0	469.1	0.0	0.1	469.0	0.0	0.0	0.0	0.0
	영동군	370.9	0.0	0.2	370.7	0.0	0.0	0.0	0.0	338.8	0.0	0.2	338.5	32.2	0.0	0.0	32.2
	증평군	344.7	0.1	1.4	343.2	0.0	0.0	0.0	0.0	344.7	0.1	1.4	343.2	0.0	0.0	0.0	0.0
	진천군	539.9	0.0	2.3	537.6	0.0	0.0	0.0	0.0	528.0	0.0	2.3	525.7	11.9	0.0	0.0	11.9
	괴산군	322.3	0.0	0.6	321.7	0.0	0.0	0.0	0.0	322.3	0.0	0.6	321.7	0.0	0.0	0.0	0.0
	음성군	590.8	0.0	1.1	589.7	0.0	0.0	0.0	0.0	588.8	0.0	1.1	587.8	1.9	0.0	0.0	1.9
	단양군	255.1	0.0	0.0	255.1	0.0	0.0	0.0	0.0	255.1	0.0	0.0	255.1	0.0	0.0	0.0	0.0
충남	소계	11,046.7	3.3	96.6	10,946.8	0.2	0.2	0.0	0.0	11,000.8	3.1	96.2	10,901.5	45.7	0.0	0.4	45.3
	천안시	1,398.2	0.4	4.9	1,392.9	0.0	0.0	0.0	0.0	1,393.1	0.4	4.9	1,387.9	5.0	0.0	0.0	5.0
	공주시	953.5	0.2	4.8	948.5	0.2	0.2	0.0	0.0	941.7	0.0	4.4	937.3	11.6	0.0	0.4	11.2
	보령시	490.8	0.0	1.7	489.1	0.0	0.0	0.0	0.0	490.8	0.0	1.7	489.1	0.0	0.0	0.0	0.0
	아산시	1,561.1	0.3	10.8	1,550.0	0.0	0.0	0.0	0.0	1,561.1	0.3	10.8	1,550.0	0.0	0.0	0.0	0.0
	서산시	767.7	1.6	45.8	720.3	0.0	0.0	0.0	0.0	767.3	1.6	45.8	719.8	0.5	0.0	0.0	0.5
	논산시	899.4	0.0	0.1	899.3	0.0	0.0	0.0	0.0	899.2	0.0	0.1	899.2	0.1	0.0	0.0	0.1
	계룡시	852.7	0.0	0.1	852.6	0.0	0.0	0.0	0.0	852.7	0.0	0.1	852.6	0.0	0.0	0.0	0.0
	당진시	1,210.2	0.8	13.8	1,195.6	0.0	0.0	0.0	0.0	1,209.9	0.8	13.8	1,195.3	0.3	0.0	0.0	0.3
	금산군	198.4	0.0	0.2	198.2	0.0	0.0	0.0	0.0	198.4	0.0	0.2	198.2	0.0	0.0	0.0	0.0
	부여군	356.9	0.0	0.1	356.8	0.0	0.0	0.0	0.0	356.8	0.0	0.1	356.8	0.0	0.0	0.0	0.0
	서천군	277.6	0.0	0.6	277.0	0.0	0.0	0.0	0.0	277.6	0.0	0.6	277.0	0.0	0.0	0.0	0.0
	청양군	385.5	0.0	0.0	385.5	0.0	0.0	0.0	0.0	385.5	0.0	0.0	385.5	0.0	0.0	0.0	0.0
	홍성군	763.1	0.0	4.9	758.2	0.0	0.0	0.0	0.0	763.0	0.0	4.9	758.2	0.0	0.0	0.0	0.0
	예산군	490.7	0.0	6.7	484.0	0.0	0.0	0.0	0.0	462.5	0.0	6.7	455.8	28.2	0.0	0.0	28.2
	태안군	440.9	0.0	2.1	438.8	0.0	0.0	0.0	0.0	440.8	0.0	2.1	438.8	0.0	0.0	0.0	0.0
전북	소계	9,256.2	0.2	51.3	9,204.7	0.0	0.0	0.0	0.0	9,238.6	0.2	51.3	9,187.1	17.6	0.0	0.0	17.6
	전주시	1,313.2	0.0	34.4	1,278.8	0.0	0.0	0.0	0.0	1,309.9	0.0	34.4	1,275.5	3.3	0.0	0.0	3.3
	군산시	1,280.8	0.0	2.1	1,278.7	0.0	0.0	0.0	0.0	1,266.4	0.0	2.1	1,264.4	14.3	0.0	0.0	14.3
	익산시	1,339.8	0.1	3.9	1,335.8	0.0	0.0	0.0	0.0	1,339.8	0.1	3.9	1,335.8	0.0	0.0	0.0	0.0
	정읍시	847.6	0.0	1.3	846.3	0.0	0.0	0.0	0.0	847.7	0.0	1.3	846.3	0.0	0.0	0.0	0.0
	남원시	501.4	0.0	0.9	500.5	0.0	0.0	0.0	0.0	501.4	0.0	0.9	500.5	0.0	0.0	0.0	0.0
	김제시	964.5	0.0	0.6	963.9	0.0	0.0	0.0	0.0	964.5	0.0	0.6	963.9	0.0	0.0	0.0	0.0
	완주군	710.9	0.1	5.8	705.0	0.0	0.0	0.0	0.0	710.9	0.1	5.8	705.0	0.0	0.0	0.0	0.0
	진안군	308.7	0.0	0.1	308.6	0.0	0.0	0.0	0.0	308.7	0.0	0.1	308.6	0.0	0.0	0.0	0.0

(단위:톤/일)

구분		계				자치단체처리				처리업체처리				자가처리			
시도	시군구	소계	매립	소각	재활용	소계	매립	소각	재활용	소계	매립	소각	재활용	소계	매립	소각	재활용
전북	무주군	405.8	0.0	1.4	404.4	0.0	0.0	0.0	0.0	405.7	0.0	1.4	404.4	0.0	0.0	0.0	0.0
	장수군	343.5	0.0	0.0	343.5	0.0	0.0	0.0	0.0	343.5	0.0	0.0	343.5	0.0	0.0	0.0	0.0
	임실군	308.4	0.0	0.2	308.2	0.0	0.0	0.0	0.0	308.3	0.0	0.2	308.2	0.0	0.0	0.0	0.0
	순창군	226.3	0.0	0.0	226.3	0.0	0.0	0.0	0.0	226.3	0.0	0.0	226.3	0.0	0.0	0.0	0.0
	고창군	329.7	0.0	0.2	329.5	0.0	0.0	0.0	0.0	329.7	0.0	0.2	329.5	0.0	0.0	0.0	0.0
	부안군	375.6	0.0	0.4	375.2	0.0	0.0	0.0	0.0	375.5	0.0	0.4	375.2	0.0	0.0	0.0	0.0
전남	소계	10,021.9	62.1	79.7	9,880.1	0.0	0.0	0.0	0.0	9,817.5	62.1	79.7	9,675.7	204.4	0.0	0.0	204.4
	목포시	649.2	14.5	49.3	585.4	0.0	0.0	0.0	0.0	647.7	14.5	49.3	584.0	1.4	0.0	0.0	1.4
	여수시	1,097.4	31.4	7.3	1,058.7	0.0	0.0	0.0	0.0	1,097.2	31.4	7.3	1,058.5	0.2	0.0	0.0	0.2
	순천시	889.7	3.3	0.3	886.1	0.0	0.0	0.0	0.0	864.1	3.3	0.3	860.5	25.6	0.0	0.0	25.6
	나주시	1,026.5	0.1	4.4	1,022.0	0.0	0.0	0.0	0.0	1,022.1	0.1	4.4	1,017.6	4.4	0.0	0.0	4.4
	광양시	682.3	11.5	4.9	665.9	0.0	0.0	0.0	0.0	652.4	11.5	4.9	636.0	29.9	0.0	0.0	29.9
	담양군	404.7	0.0	0.2	404.5	0.0	0.0	0.0	0.0	404.7	0.0	0.2	404.5	0.0	0.0	0.0	0.0
	곡성군	238.3	0.0	0.0	238.3	0.0	0.0	0.0	0.0	238.3	0.0	0.0	238.3	0.0	0.0	0.0	0.0
	구례군	223.6	0.0	0.3	223.3	0.0	0.0	0.0	0.0	223.4	0.0	0.3	223.2	0.1	0.0	0.0	0.1
	고흥군	344.8	0.0	0.2	344.6	0.0	0.0	0.0	0.0	333.7	0.0	0.2	333.6	11.0	0.0	0.0	11.0
	보성군	385.1	0.0	0.7	384.4	0.0	0.0	0.0	0.0	385.1	0.0	0.7	384.4	0.0	0.0	0.0	0.0
	화순군	352.7	1.0	0.4	351.3	0.0	0.0	0.0	0.0	344.0	1.0	0.4	342.6	8.7	0.0	0.0	8.7
	장흥군	359.7	0.0	0.8	358.9	0.0	0.0	0.0	0.0	324.2	0.0	0.8	323.3	35.6	0.0	0.0	35.6
	강진군	146.8	0.0	0.9	145.9	0.0	0.0	0.0	0.0	146.1	0.0	0.9	145.2	0.7	0.0	0.0	0.7
	해남군	327.2	0.0	0.2	327.0	0.0	0.0	0.0	0.0	327.2	0.0	0.2	327.0	0.0	0.0	0.0	0.0
	영암군	410.2	0.0	0.7	409.5	0.0	0.0	0.0	0.0	410.0	0.0	0.7	409.3	0.2	0.0	0.0	0.2
	무안군	332.5	0.3	6.2	326.0	0.0	0.0	0.0	0.0	328.7	0.3	6.2	322.2	3.8	0.0	0.0	3.8
	함평군	244.8	0.0	0.3	244.5	0.0	0.0	0.0	0.0	239.7	0.0	0.3	239.4	5.1	0.0	0.0	5.1
	영광군	514.2	0.0	1.6	512.6	0.0	0.0	0.0	0.0	478.5	0.0	1.6	476.9	35.7	0.0	0.0	35.7
	장성군	611.5	0.0	0.5	611.0	0.0	0.0	0.0	0.0	601.3	0.0	0.5	600.8	10.2	0.0	0.0	10.2
	완도군	348.5	0.0	0.0	348.5	0.0	0.0	0.0	0.0	348.6	0.0	0.0	348.5	0.0	0.0	0.0	0.0
	진도군	320.5	0.0	0.0	320.5	0.0	0.0	0.0	0.0	294.4	0.0	0.0	294.4	26.1	0.0	0.0	26.1
	신안군	111.7	0.0	0.5	111.2	0.0	0.0	0.0	0.0	105.9	0.0	0.5	105.5	5.7	0.0	0.0	5.7
경북	소계	14,832.3	165.5	105.4	14,561.4	0.0	0.0	0.0	0.0	14,717.7	165.5	105.4	14,446.8	114.6	0.0	0.0	114.6
	포항시	2,807.4	131.8	14.0	2,661.6	0.0	0.0	0.0	0.0	2,778.5	131.8	14.0	2,632.7	28.9	0.0	0.0	28.9
	경주시	1,304.9	7.8	5.8	1,291.3	0.0	0.0	0.0	0.0	1,257.6	7.8	5.8	1,244.0	47.3	0.0	0.0	47.3
	김천시	780.7	1.4	4.5	774.8	0.0	0.0	0.0	0.0	775.9	1.4	4.5	770.0	4.8	0.0	0.0	4.8
	안동시	724.1	0.1	3.7	720.3	0.0	0.0	0.0	0.0	711.0	0.1	3.7	707.2	13.1	0.0	0.0	13.1
	구미시	1,360.1	8.0	7.5	1,344.6	0.0	0.0	0.0	0.0	1,360.0	8.0	7.5	1,344.6	0.0	0.0	0.0	0.0
	영주시	625.8	0.0	0.6	625.2	0.0	0.0	0.0	0.0	625.8	0.0	0.6	625.2	0.0	0.0	0.0	0.0
	영천시	766.0	0.6	36.3	729.1	0.0	0.0	0.0	0.0	766.1	0.6	36.3	729.1	0.0	0.0	0.0	0.0
	상주시	690.3	10.5	2.3	677.5	0.0	0.0	0.0	0.0	683.2	10.5	2.3	670.4	7.1	0.0	0.0	7.1
	문경시	392.5	0.0	2.4	390.1	0.0	0.0	0.0	0.0	392.5	0.0	2.4	390.1	0.0	0.0	0.0	0.0
	경산시	535.7	0.9	0.2	534.6	0.0	0.0	0.0	0.0	535.7	0.9	0.2	534.6	0.0	0.0	0.0	0.0
	군위군	229.7	0.1	0.0	229.6	0.0	0.0	0.0	0.0	229.7	0.1	0.0	229.6	0.0	0.0	0.0	0.0
	의성군	440.3	0.0	0.9	439.4	0.0	0.0	0.0	0.0	440.3	0.0	0.9	439.4	0.0	0.0	0.0	0.0
	청송군	239.3	0.0	0.6	238.7	0.0	0.0	0.0	0.0	239.3	0.0	0.6	238.7	0.0	0.0	0.0	0.0
	영양군	184.9	0.1	0.4	184.4	0.0	0.0	0.0	0.0	180.3	0.1	0.4	179.8	4.6	0.0	0.0	4.6
	영덕군	561.5	0.0	0.3	561.2	0.0	0.0	0.0	0.0	561.5	0.0	0.3	561.2	0.0	0.0	0.0	0.0
	청도군	336.3	0.0	0.3	336.0	0.0	0.0	0.0	0.0	336.3	0.0	0.3	336.0	0.0	0.0	0.0	0.0
	고령군	245.2	0.3	0.0	244.9	0.0	0.0	0.0	0.0	245.2	0.3	0.0	244.9	0.0	0.0	0.0	0.0
	성주군	402.6	1.0	0.4	401.2	0.0	0.0	0.0	0.0	402.6	1.0	0.4	401.2	0.0	0.0	0.0	0.0
	칠곡군	577.8	0.7	1.1	576.0	0.0	0.0	0.0	0.0	577.9	0.7	1.1	576.0	0.0	0.0	0.0	0.0
	예천군	703.9	0.1	0.2	703.6	0.0	0.0	0.0	0.0	703.9	0.1	0.2	703.6	0.0	0.0	0.0	0.0
	봉화군	405.1	0.0	0.4	404.7	0.0	0.0	0.0	0.0	396.5	0.0	0.4	396.0	8.7	0.0	0.0	8.7
	울진군	441.8	2.1	23.3	416.4	0.0	0.0	0.0	0.0	441.7	2.1	23.3	416.4	0.0	0.0	0.0	0.0
	울릉군	76.4	0.0	0.2	76.2	0.0	0.0	0.0	0.0	76.3	0.0	0.2	76.1	0.1	0.0	0.0	0.1
경남	소계	14,199.1	30.7	69.6	14,098.8	0.0	0.0	0.0	0.0	12,756.5	30.7	69.6	12,656.2	1,442.6	0.0	0.0	1,442.6
	창원시	3,334.0	8.6	45.0	3,280.4	0.0	0.0	0.0	0.0	3,228.8	8.6	45.0	3,175.1	105.3	0.0	0.0	105.3
	진주시	1,297.5	2.0	6.5	1,289.0	0.0	0.0	0.0	0.0	1,224.2	2.0	6.5	1,215.7	73.3	0.0	0.0	73.3
	통영시	529.0	0.1	0.3	528.6	0.0	0.0	0.0	0.0	523.8	0.1	0.3	523.4	5.2	0.0	0.0	5.2
	사천시	544.5	0.1	0.0	544.4	0.0	0.0	0.0	0.0	493.6	0.1	0.0	493.5	50.9	0.0	0.0	50.9
	김해시	2,217.2	17.1	10.9	2,189.2	0.0	0.0	0.0	0.0	1,449.3	17.1	10.9	1,421.3	767.9	0.0	0.0	767.9

(단위:톤/일)

구분		계				자치단체처리				처리업체처리				자가처리			
시도	시군구	소계	매립	소각	재활용	소계	매립	소각	재활용	소계	매립	소각	재활용	소계	매립	소각	재활용
경남	밀양시	671.7	0.0	0.9	670.8	0.0	0.0	0.0	0.0	644.1	0.0	0.9	643.2	27.6	0.0	0.0	27.6
	거제시	1,027.6	0.3	1.0	1,026.3	0.0	0.0	0.0	0.0	1,027.5	0.3	1.0	1,026.2	0.1	0.0	0.0	0.1
	양산시	759.9	2.3	3.0	754.6	0.0	0.0	0.0	0.0	759.8	2.3	3.0	754.6	0.0	0.0	0.0	0.0
	의령군	236.3	0.0	0.0	236.3	0.0	0.0	0.0	0.0	236.3	0.0	0.0	236.3	0.0	0.0	0.0	0.0
	함안군	750.0	0.1	1.6	748.3	0.0	0.0	0.0	0.0	706.5	0.1	1.6	704.9	43.4	0.0	0.0	43.4
	창녕군	371.2	0.0	0.1	371.1	0.0	0.0	0.0	0.0	332.3	0.0	0.1	332.2	38.9	0.0	0.0	38.9
	고성군	268.5	0.0	0.0	268.5	0.0	0.0	0.0	0.0	265.1	0.0	0.0	265.0	3.5	0.0	0.0	3.5
	남해군	359.6	0.0	0.3	359.3	0.0	0.0	0.0	0.0	285.4	0.0	0.3	285.1	74.2	0.0	0.0	74.2
	하동군	333.9	0.0	0.0	333.9	0.0	0.0	0.0	0.0	320.5	0.0	0.0	320.5	13.4	0.0	0.0	13.4
	산청군	299.6	0.0	0.0	299.6	0.0	0.0	0.0	0.0	269.3	0.0	0.0	269.3	30.3	0.0	0.0	30.3
	함양군	241.2	0.0	0.0	241.2	0.0	0.0	0.0	0.0	195.2	0.0	0.0	195.2	46.0	0.0	0.0	46.0
	거창군	395.0	0.0	0.0	395.0	0.0	0.0	0.0	0.0	310.3	0.0	0.0	310.2	84.8	0.0	0.0	84.8
	합천군	562.4	0.1	0.0	562.3	0.0	0.0	0.0	0.0	484.6	0.1	0.0	484.5	77.8	0.0	0.0	77.8
제주	소계	2,603.9	1.1	0.5	2,602.3	1.5	1.0	0.5	0.0	2,602.1	0.1	0.0	2,602.0	0.3	0.0	0.0	0.3
	제주시	1,609.3	0.0	0.0	1,609.3	0.0	0.0	0.0	0.0	1,609.1	0.0	0.0	1,609.1	0.2	0.0	0.0	0.2
	서귀포시	994.6	1.1	0.5	993.0	1.5	1.0	0.5	0.0	993.0	0.1	0.0	992.9	0.1	0.0	0.0	0.1

4. 생활폐기물 관리인원 및 장비현황

가. 인원 및 장비현황

구분		총계				지 방 자 치 단 체				처 리 업 체				자가처리업체			
시도	시군구	인원(명)	차량(대)	손수레(대)	중장비(대)	인원(명)	차량(대)	손수레(대)	중장비(대)	인원(명)	차량(대)	손수레(대)	중장비(대)	인원(명)	차량(대)	손수레(대)	중장비(대)
전국	합계	34,014	11,445	7,321	545	18,577	4,903	5,154	408	15,425	6,540	2,107	108	12	2	60	29
서울	소계	5,019	1,953	956	64	2,966	967	663	34	2,053	986	293	30	0	0	0	0
	종로구	251	99	70	1	131	28	45	1	120	71	25	0	0	0	0	0
	중구	0	85	0	0	0	85	0	0	0	0	0	0	0	0	0	0
	용산구	225	60	0	0	225	60	0	0	0	0	0	0	0	0	0	0
	성동구	164	31	0	1	164	31	0	1	0	0	0	0	0	0	0	0
	광진구	169	85	86	3	85	29	40	2	84	56	46	1	0	0	0	0
	동대문구	200	93	77	0	99	16	77		101	77	0	0	0	0	0	0
	중랑구	102	36	50	1	102	36	50	1	0	0	0	0	0	0	0	0
	성북구	209	102	178	3	120	50	178	0	89	52	0	3	0	0	0	0
	강북구	183	70	0	5	97	40		5	86	30						
	도봉구	165	68	0	3	165	68	0	3	0	0	0	0	0	0	0	0
	노원구	188	66	99	0	188	66	99									
	은평구	166	71	113	7	16	16	0	4	150	55	113	3	0	0	0	0
	서대문구	184	40	0	1	184	40	0	1	0	0	0	0	0	0	0	0
	마포구	94	44	0	1	94	44	0	1	0	0	0	0	0	0	0	0
	양천구	203	83	13	3	78	24	0	0	125	59	13	3	0	0	0	0
	강서구	232	57	4	5	115	22	0	0	117	35	4	5	0	0	0	0
	구로구	95	53	0	2	0	0	0	0	95	53	0	2	0	0	0	0
	금천구	93	63	0	0	93	63	0	0	0	0	0	0	0	0	0	0
	영등포구	276	133	43	12	149	62	36	3	127	71	7	9				
	동작구	129	65	30	3	77	9	30	3	52	56	0	0				
	관악구	260	100	0	2	193	44	0	1	67	56	0	1	0	0	0	0
	서초구	240	88	0	5	240	88	0	5	0	0	0	0	0	0	0	0
	강남구	552	171	0	0	56	0	0	0	496	171	0	0				
	송파구	351	110	125	1	139	17	108	0	212	93	17	1	0	0	0	0
	강동구	288	80	68	5	156	29		3	132	51	68	2				
부산	소계	3,028	1,030	591	14	1,077	198	87	12	1,939	830	504	2	12	2	0	0
	중구	147	32	0	2	65	9	0	2	82	23	0	0	0	0	0	0
	서구	163	35	66	0	46	11	0	0	117	24	66	0	0	0	0	0
	동구	187	45	21	1	91	21	4	1	84	22	17	0	12	2	0	0
	영도구	156	37	0	0	66	15	0	0	90	22	0	0	0	0	0	0
	부산진구	317	100	122	0	100	19	0	0	217	81	122	0	0	0	0	0
	동래구	187	62	97	7	62	10	43	7	125	52	54	0	0	0	0	0
	남구	224	78	0	2	77	10	0	0	147	68	0	2	0	0	0	0
	북구	254	97	0	2	72	13	0	2	182	84	0	0	0	0	0	0
	해운대구	268	145	28	0	97	16	0	0	171	129	28	0	0	0	0	0
	사하구	282	67	106	0	112	18	0	0	170	49	106	0	0	0	0	0
	금정구	186	67	33	0	61	10	0	0	125	57	33	0	0	0	0	0
	강서구	70	34	11	0	17	5	0	0	53	29	11	0	0	0	0	0
	연제구	159	48	101	0	52	10	40	0	107	38	61	0	0	0	0	0
	수영구	145	76	0	0	73	17	0	0	72	59	0	0	0	0	0	0
	사상구	221	79	0	0	86	14	0	0	135	65	0	0	0	0	0	0
	기장군	62	28	6	0	0	0	0	0	62	28	6	0	0	0	0	0
대구	소계	1,343	445	453	5	1,183	360	447	0	160	85	6	5	0	0	0	0
	중구	109	29	51	0	109	29	51									
	동구	137	54	75	0	137	54	75									
	서구	173	56	68	0	132	33	62		41	23	6					
	남구	114	32	0	0	114	32										
	북구	271	68	99	0	271	68	99									
	수성구	217	68	98	5	158	47	98		59	21		5				
	달서구	224	94	34	0	184	74	34		40	20						
	달성군	98	44	28	0	78	23	28		20	21						
인천	소계	1,416	488	739	25	660	76	546	8	756	412	193	17	0	0	0	0
	중구	140	46	104	3	84	11	87	0	56	35	17	3				
	동구	81	26	31	0	41	4	31		40	22						

구분		총계				지 방 자 치 단 체				처 리 업 체				자가처리업체			
시도	시군구	인원(명)	차량(대)	손수레(대)	중장비(대)	인원(명)	차량(대)	손수레(대)	중장비(대)	인원(명)	차량(대)	손수레(대)	중장비(대)	인원(명)	차량(대)	손수레(대)	중장비(대)
인천	남구	284	50	188	0	140	3	120		144	47	68					
	연수구	147	62	97	11	75	9	75	1	72	53	22	10				
	남동구	101	68	37	3					101	68	37	3				
	부평구	284	96	146	1	135	10	125	1	149	86	21					
	계양구	173	43	109	1	99		81		74	43	28	1				
	서구	109	50	0	0					109	50	0	0				
	강화군	44	21	20	3	44	21	20	3	0	0	0	0	0	0	0	0
	옹진군	46	20	7	3	42	18	7	3	4	2						
	경제청	7	6	0	0					7	6						
광주	소계	893	224	213	7	302	46	199	6	591	178	14	1	0	0	0	0
	동구	107	30	40	4	40	4	40	3	67	26		1				
	서구	205	50	15	2	55	14	15	2	150	36						
	남구	120	32	41	0	49	11	37		71	21	4					
	북구	237	56	59	0	90	10	54		147	46	5	0				
	광산구	224	56	58	1	68	7	53	1	156	49	5	0				
대전	소계	912	205	544	40	553	63	359	1	359	142	125	10	0	0	60	29
	동구	177	39	75	0	103	19	75	0	74	20	0	0	0	0	0	0
	중구	193	42	89	0	126	19	89	0	67	23	0	0	0	0	0	0
	서구	248	36	166	0	146	7	128	0	102	29	38	0	0	0	0	0
	유성구	147	39	147	39	87	10	0	0	60	29	87	10	0	0	60	29
	대덕구	147	49	67	1	91	8	67	1	56	41	0	0	0	0	0	0
울산	소계	667	351	111	4	304	79	105	4	363	272	6	0	0	0	0	0
	중구	106	66	33	0	50	19	30		56	47	3					
	남구	249	102	3	0	95	22			154	80	3					
	동구	90	65	45	0	52	16	45		38	49						
	북구	94	54	28	0	53	21	28		41	33						
	울주군	128	64	2	4	54	1	2	4	74	63						
세종	소계	61	39	22	1	55	33	22	1	6	6	0	0	0	0	0	0
	세종시	61	39	22	1	55	33	22	1	6	6						
경기	소계	7,668	2,556	1,020	110	3,293	825	784	78	4,375	1,731	236	32	0	0	0	0
	수원시	372	171	0	0	372	171	0	0								
	성남시	519	260	10	4	91	57		3	428	203	10	1				
	의정부시	378	123	113	5	186	26	73	5	192	97	40					
	안양시	489	83	0	3	196	3			293	80		3				
	부천시	875	176	0	0	138	10			737	166						
	광명시	184	98	0	0	39	2			145	96	0	0				
	평택시	409	101	121	24	121		114		288	101	7	24				
	동두천시	90	26	33	4	49	10	33	4	41	16						
	안산시	448	147	166	8	223	52	155	8	225	95	11	0				
	고양시	510	137	97	4	151	4		2	359	133	97	2				
	과천시	99	52	42	3	63	26	42	2	36	26		1				
	구리시	100	29	42	1	40	12	20	1	60	17	22	0				
	남양주시	128	73	0	0					128	73						
	오산시	115	43	17	3	73	24	17	3	42	19						
	시흥시	286	126	95	2	88	23	60	2	198	103	35	0				
	군포시	240	49	46	2	162	16	36	2	78	33	10					
	의왕시	79	38	0	0	35	18	0	0	44	20	0	0				
	하남시	92	45	9	0	92	45	9									
	용인시	378	107	32	8	153	21	32	8	225	86						
	파주시	282	101	0	1	203	62		1	79	39						
	이천시	159	39	42	0	73	5	42		86	34						
	안성시	118	38	25	6	118	38	25	6								
	김포시	160	58	36	1	66	19	36	1	94	39	0	0				
	화성시	308	101	23	2	90	36	23	2	218	65						
	광주시	156	47	0	0	77	17			79	30						
	양주시	145	46	0	5	67			5	78	46						
	포천시	124	32	24	4	44	2	24	4	80	30	0	0				
	여주시	160	96	23	6	95	40	23	6	65	56						
	연천군	42	29	10	3	42	29	10	3								
	가평군	117	32	12	5	50	11	8	4	67	21	4	1				

구분		총계				지 방 자 치 단 체				처 리 업 체				자가처리업체			
시도	시군구	인원(명)	차량(대)	손수레(대)	중장비(대)	인원(명)	차량(대)	손수레(대)	중장비(대)	인원(명)	차량(대)	손수레(대)	중장비(대)	인원(명)	차량(대)	손수레(대)	중장비(대)
경기	양평군	106	53	2	6	96	46	2	6	10	7						
강원	소계	1,763	571	368	43	1,306	312	367	43	457	259	1	0	0	0	0	0
	춘천시	213	70	0	0	119	23	0	0	94	47						
	원주시	265	67	115	0	265	67	115									
	강릉시	298	112	92	4	160	21	92	4	138	91						
	동해시	114	30	45	3	97	18	45	3	17	12						
	태백시	72	30	10	2	54	12	10	2	18	18						
	속초시	93	26	16	3	66	11	16	3	27	15						
	삼척시	104	31	22	6	80	20	22	6	24	11						
	홍천군	74	21	1	2	28	8	0	2	46	13	1					
	횡성군	67	23	30	3	35	1	30	3	32	22						
	영월군	88	25	12	3	81	22	12	3	7	3						
	평창군	38	15	0	0	38	15										
	정선군	55	17	25	1	55	17	25	1								
	철원군	34	13	0	5	29	9		5	5	4						
	화천군	39	11	0	3	20	3		3	19	8						
	양구군	24	9	0	0	24	9										
	인제군	42	18	0	4	42	18		4								
	고성군	111	33	0	3	81	18		3	30	15						
	양양군	32	20	0	1	32	20		1								
충북	소계	1,143	392	268	35	675	204	187	34	468	188	81	1	0	0	0	0
	청주시	327	132	21	14	223	85	21	14	104	47						
	충주시	180	48	77	6	137	30	77	6	43	18						
	제천시	127	34	33	4	82	19	33	4	45	15						
	청원군	72	33	0	1	56	19			16	14		1				
	보은군	48	10	11	2	11	1	1	2	37	9	10					
	옥천군	61	13	9	1	7	1	1	1	54	12	8	0	0	0	0	0
	영동군	62	21	29	3	48	15	15	3	14	6	14	0	0	0	0	0
	증평군	36	7	13	1	8	3	1	1	28	4	12	0				
	진천군	64	24	11	0	2	0	0	0	62	24	11					
	괴산군	36	20	36	2	25	11	26	2	11	9	10					
	음성군	64	32	16	0	10	2	0	0	54	30	16					
	단양군	66	18	12	1	66	18	12	1								
충남	소계	1,391	412	249	42	900	276	188	41	491	136	61	1	0	0	0	0
	천안시	389	106	56	10	316	100	56	10	73	6	0	0	0	0	0	0
	공주시	95	34	10	4	95	34	10	4								
	보령시	60	21	20	4	15	2	10	4	45	19	10	0	0	0	0	0
	아산시	117	32	29	3	49	6	29	2	68	26	0	1				
	서산시	145	40	12	5	61	22	12	5	84	18						
	논산시	13	11	0	1	13	11		1								
	계룡시	22	7	8	1	22	7	8	1								
	당진시	100	30	0	4	43	7		4	57	23						
	금산군	52	16	31	1	52	16	31	1	0	0	0	0	0	0	0	0
	부여군	58	11	16	0	0	0	0	0	58	11	16	0	0	0	0	0
	서천군	90	15	24	3	32	2	0	3	58	13	24	0	0	0	0	0
	청양군	72	16	17	2	72	16	17	2								
	홍성군	74	18	12	0	40	5	4		34	13	8					
	예산군	57	23	11	4	57	23	11	4								
	태안군	47	32	3	0	33	25	0	0	14	7	3					
전북	소계	1,841	557	559	34	837	245	240	31	1,004	312	319	3	0	0	0	0
	전주시	658	229	205	2	174	57	107	2	484	172	98					
	군산시	249	82	92	5	41	13	0	5	208	69	92	0	0	0	0	0
	익산시	255	55	114	0					255	55	114					
	정읍시	115	26	41	8	70	16	26	5	45	10	15	3				
	남원시	143	35	0	3	143	35		3								
	김제시	72	25	0	0	72	25										
	완주군	70	22	0	1	58	16	0	1	12	6						
	진안군	33	10	14	2	33	10	14	2								
	무주군	41	15	32	1	41	15	32	1								
	장수군	28	10	14	2	28	10	14	2								

구분		총계				지 방 자 치 단 체				처 리 업 체				자가처리업체			
시도	시군구	인원(명)	차량(대)	손수레(대)	중장비(대)	인원(명)	차량(대)	손수레(대)	중장비(대)	인원(명)	차량(대)	손수레(대)	중장비(대)	인원(명)	차량(대)	손수레(대)	중장비(대)
전북	임실군	35	9	12	1	35	9	12	1								
	순창군	34	14	10	1	34	14	10	1								
	고창군	40	7	0	4	40	7	0	4								
	부안군	68	18	25	4	68	18	25	4								
전남	소계	1,778	475	341	31	1,279	364	301	30	499	111	40	1	0	0	0	0
	목포시	190	43	100	0	169	32	100	0	21	11	0	0				
	여수시	276	49	0	2	14	4		2	262	45	0	0				
	순천시	234	52	19	3	141	24	19	2	93	28		1				
	나주시	110	20	4	3	101	19	4	3	9	1						
	광양시	104	21	40	0					104	21	40					
	담양군	45	13	6	1	45	13	6	1								
	곡성군	33	14	0	1	23	9		1	10	5						
	구례군	35	7	6	0	35	7	6	0								
	고흥군	56	31	10	5	56	31	10	5								
	보성군	54	16	10	1	54	16	10	1								
	화순군	69	19	15	1	69	19	15	1								
	장흥군	45	16	15	0	45	16	15									
	강진군	43	12	1	2	43	12	1	2								
	해남군	69	27	16	3	69	27	16	3								
	영암군	56	18	14	1	56	18	14	1								
	무안군	49	17	24	0	49	17	24	0	0	0	0	0	0	0	0	0
	함평군	26	12	3	1	26	12	3	1								
	영광군	38	18	0	3	38	18	0	3	0	0	0	0	0	0	0	0
	장성군	37	18	0	0	37	18										
	완도군	83	18	8	2	83	18	8	2								
	진도군	69	14	22	2	69	14	22	2								
	신안군	57	20	28	0	57	20	28	0	0	0	0	0	0	0	0	0
경북	소계	2,548	670	470	53	1,863	400	410	50	685	270	60	3	0	0	0	0
	포항시	409	91	2	6	312	59	2	6	97	32						
	경주시	255	82	37	2	191	40	37	2	64	42						
	김천시	107	27	0	4	75	18		2	32	9		2				
	안동시	164	56	0	3	90	19		3	74	37						
	구미시	327	58	147	6	233	32	135	6	94	26	12					
	영주시	92	27	38	0	48	12	30		44	15	8					
	영천시	83	26	10	2	83	26	10	2	0	0	0	0	0	0	0	0
	상주시	129	41	29	1	129	41	29	1								
	문경시	84	25	56	4	84	25	56	4								
	경산시	241	52	55	3	150	12	55	3	91	40						
	군위군	30	9	16	0	6				24	9	16					
	의성군	54	16	14	3	31	7	9	2	23	9	5	1				
	청송군	43	11	19	1	43	11	19	1								
	영양군	29	8	11	1	29	8	11	1								
	영덕군	52	18	4	2	52	18	4	2								
	청도군	50	17	0	3	50	17		3								
	고령군	31	12	3	0	9	2			22	10	3					
	성주군	59	10	7	3	35	2	7	3	24	8	0	0				
	칠곡군	89	26	0	2	35	7	0	2	54	19	0	0	0	0	0	0
	예천군	58	17	0	1	58	17		1								
	봉화군	53	17	16	3	11	3		3	42	14	16					
	울진군	85	15	0	2	85	15		2								
	울릉군	24	9	6	1	24	9	6	1								
경남	소계	2,161	922	417	37	942	300	249	35	1,219	622	168	2	0	0	0	0
	창원시	724	289	137	0	262	55	93		462	234	44					
	진주시	215	78	30	0	38	19			177	59	30					
	통영시	153	22	0	4	69	7		4	84	15						
	사천시	102	35	40	4	93	28	40	4	9	7						
	김해시	288	134	76	2	22	7			266	127	76	2				
	밀양시	29	10	0	2	29	10		2								
	거제시	98	120	0	0				0	98	120						
	양산시	89	65	2	5	89	65	2	5								

구분		총계				지 방 자 치 단 체				처 리 업 체				자가처리업체			
시도	시군구	인원(명)	차량(대)	손수레(대)	중장비(대)	인원(명)	차량(대)	손수레(대)	중장비(대)	인원(명)	차량(대)	손수레(대)	중장비(대)	인원(명)	차량(대)	손수레(대)	중장비(대)
경남	의령군	41	9	20	1	41	9	20	1								
	함안군	71	18	12	1	31	4	3	1	40	14	9					
	창녕군	51	26	10	3	30	6	10	3	21	20						
	고성군	43	16	5	1	43	16	5	1								
	남해군	53	16	5	2	35	13	5	2	18	3						
	하동군	50	14	8	3	50	14	8	3								
	산청군	33	9	8	3	33	9	8	3								
	함양군	40	12	22	2	40	12	22	2								
	거창군	44	28	9	4		5		4	44	23	9					
	합천군	37	21	33	0	37	21	33									
제주	소계	382	155	0	0	382	155	0	0	0	0	0	0	0	0	0	0
	제주시	252	112	0	0	252	112										
	서귀포시	130	43	0	0	130	43		0								

4. 생활폐기물 관리인원 및 장비현황

나. 수집·운반차량 현황

구분		수집·운반 차량 현황 (대)														
시도	시군구	총계 (대)			밀폐식 차량 (대)	운반용 압착 ·압축차량(대)	기계식 상차장치 부착차량(대)	수거·교반 차량(대)	발효 차량(대)	탱크 로리(대)	카고 트럭(대)	암롤 트럭(대)	컨테이너 트럭(대)	버켓 로더(대)	덤프 트럭(대)	기타(대)
전국	합계	용도	소계	11,445	1,284	3,423	792	799	0	91	1,422	1,202	15	54	959	1,404
			생활폐기물	9,182	488	2,943	441	540	0	35	1,333	1,155	9	51	939	1,248
			음식물류폐기물	2,263	796	480	351	259	0	56	89	47	6	3	20	156
서울	소계	용도	소계	1,953	140	465	159	251	0	3	268	217	13	24	218	195
			생활폐기물	1,600	74	376	59	195	0	1	257	196	7	24	218	193
			음식물류폐기물	353	66	89	100	56	0	2	11	21	6	0	0	2
	종로구	용도	소계	99	12	24	0	37	0	0	0	11	0	12	0	3
			생활폐기물	86		23		37				11		12		3
			음식물류폐기물	13	12	1										
	중구	용도	소계	85	15	20	31	1	0	1	0	3	0	1	0	13
			생활폐기물	85	15	20	31	1	0	1	0	3	0	1	0	13
			음식물류폐기물	0												
	용산구	용도	소계	60	0	19	0	0	0	0	30	6	0	1	0	4
			생활폐기물	48	0	16	0	0	0	0	22	5	0	1	0	4
			음식물류폐기물	12	0	3	0	0	0	0	8	1	0	0	0	0
	성동구	용도	소계	31	0	0	0	0	0	0	10	4	0	1	16	0
			생활폐기물	31	0	0	0	0	0	0	10	4	0	1	16	0
			음식물류폐기물	0												
	광진구	용도	소계	85	0	20	9	7	0	0	3	12	7	0	20	7
			생활폐기물	74		14	6	7			1	12	7		20	7
			음식물류폐기물	11		6	3				2					
	동대문구	용도	소계	93	3	7	0	25	0	0	26	0	0	0	9	23
			생활폐기물	81	2	7		14			26				9	23
			음식물류폐기물	12	1			11								
	중랑구	용도	소계	36	0	0	5	0	0	0	0	4	0	2	6	19
			생활폐기물	31								4		2	6	19
			음식물류폐기물	5			5									
	성북구	용도	소계	102	7	13	0	0	0	0	36	11	0	0	17	18
			생활폐기물	92	0	13	0	0	0	0	36	8	0	0	17	18
			음식물류폐기물	10	7	0	0	0	0	0	0	3	0	0	0	0
	강북구	용도	소계	70	0	13	0	15	0	0	0	20	0	5	17	0
			생활폐기물	49		13						14		5	17	
			음식물류폐기물	21				15				6				
	도봉구	용도	소계	68	0	9	11	0	0	0	9	9	0	0	24	6
			생활폐기물	58	0	9	1	0	0	0	9	9	0	0	24	6
			음식물류폐기물	10	0	0	10	0	0	0	0	0	0	0	0	0
	노원구	용도	소계	66	0	19	17	6	0	0	10	10	0	0	0	4
			생활폐기물	49		19		6			10	10				4
			음식물류폐기물	17			17									
	은평구	용도	소계	71	0	40	3	0	0	0	0	8	0	0	20	0
			생활폐기물	51		26	0					5			20	0
			음식물류폐기물	20		14	3					3				

구분		수집·운반 차량 현황 (대)														
시도	시군구	총계 (대)			밀폐식 차량 (대)	운반용 압착 ·압축차량(대)	기계식 상차장치 부착차량(대)	수거·교반 차량(대)	발효 차량(대)	탱크 로리(대)	카고 트럭(대)	암롤 트럭(대)	컨테이너 트럭(대)	버켓 로더(대)	덤프 트럭(대)	기타(대)
서울	서대문구	용도	소계	40	0	27	0	0	0	2	8	3	0	0	0	0
			생활폐기물	31		21					7	3				
			음식물류폐기물	9		6				2	1					
	마포구	용도	소계	44	0	21	0	0	0	0	0	4	0	0	17	2
			생활폐기물	44		21						4			17	2
			음식물류폐기물	0												
	양천구	용도	소계	83	11	36	6	0	0	0	24	0	6	0	0	0
			생활폐기물	60	6	24	6				24					
			음식물류폐기물	23	5	12							6			
	강서구	용도	소계	57	13	14	9	21	0	0	0	0	0	0	0	0
			생활폐기물	44		14	9	21								
			음식물류폐기물	13	13											
	구로구	용도	소계	53	4	34	4	0	0	0	0	8	0	0	0	3
			생활폐기물	37		26						8				3
			음식물류폐기물	16	4	8	4									
	금천구	용도	소계	63	12	10	8	17	0	0	0	8	0	2	0	6
			생활폐기물	55	12	10		17				8		2		6
			음식물류폐기물	8			8									
	영등포	용도	소계	133	15	31	0	10	0	0	30	18	0	0	0	29
			생활폐기물	107	11	12		10			30	15				29
			음식물류폐기물	26	4	19						3				
	동작구	용도	소계	65	0	20	7	0	0	0	11	14	0	0	0	13
			생활폐기물	46		12	1				11	9				13
			음식물류폐기물	19		8	6					5				
	관악구	용도	소계	100	11	5	0	29	0	0	5	20	0	0	30	0
			생활폐기물	89		5		29			5	20			30	
			음식물류폐기물	11	11											
	서초구	용도	소계	88	8	11	32	0	0	0	27	10	0	0	0	0
			생활폐기물	56	8	11	0	0	0	0	27	10	0	0	0	0
			음식물류폐기물	32	0	0	32	0	0	0	0	0	0	0	0	0
	강남구	용도	소계	171	28	39	12	18	0	0	21	22	0	0	18	13
			생활폐기물	139	20	31	4	10	0	0	21	22	0	0	18	13
			음식물류폐기물	32	8	8	8	8	0	0	0	0	0	0	0	0
	송파구	용도	소계	110	1	17	1	65	0	0	0	2	0	0	13	11
			생활폐기물	85	0	17	1	43	0	0	0	2	0	0	13	9
			음식물류폐기물	25	1	0	0	22	0	0	0	0	0	0	0	2
	강동구	용도	소계	80	0	16	4	0	0	0	18	10	0	0	11	21
			생활폐기물	72		12					18	10			11	21
			음식물류폐기물	8		4	4									
부산	소계	용도	소계	1,030	82	284	88	127	0	8	126	86	1	1	64	163
			생활폐기물	894	21	240	80	110	0	8	125	86	1	1	64	158
			음식물류폐기물	136	61	44	8	17	0	0	1	0	0	0	0	5
	중구	용도	소계	32	4	6	0	11	0	0	1	8	0	0	0	2
			생활폐기물	28	0	6	0	11	0	0	1	8	0	0	0	2
			음식물류폐기물	4	4	0	0	0	0	0	0	0	0	0	0	0

구분		수집·운반 차량 현황 (대)														
시도	시군구	총계 (대)			밀폐식 차량 (대)	운반용 압착 ·압축차량(대)	기계식 상차장치 부착차량(대)	수거·교반 차량(대)	발효 차량(대)	탱크 로리(대)	카고 트럭(대)	암롤 트럭(대)	컨테이너 트럭(대)	버켓 로더(대)	덤프 트럭(대)	기타(대)
부산	서구	용도	소계	35	0	5	16	0	0	0	10	2	0	0	0	2
			생활폐기물	30	0	5	11	0	0	0	10	2	0	0	0	2
			음식물류폐기물	5	0	0	5	0	0	0	0	0	0	0	0	0
	동구	용도	소계	45	0	16	14	0	0	0	11	2	0	1	0	1
			생활폐기물	41	0	12	14	0	0	0	11	2	0	1	0	1
			음식물류폐기물	4	0	4	0	0	0	0	0	0	0	0	0	0
	영도구	용도	소계	37	7	6	1	0	0	0	15	4	0	0	2	2
			생활폐기물	31	7	-	1	-	-	-	15	4	-	-	2	2
			음식물류폐기물	6	-	6	-	-	-	-	-	-	-	-	-	-
	부산진구	용도	소계	100	9	27	0	0	0	0	0	19	0	0	42	3
			생활폐기물	91	0	27	0	0	0	0	0	19	0	0	42	3
			음식물류폐기물	9	9	0	0	0	0	0	0	0	0	0	0	0
	동래구	용도	소계	62	0	17	4	22	0	6	5	0	0	0	7	1
			생활폐기물	54	0	9	4	22	0	6	5	0	0	0	7	1
			음식물류폐기물	8	0	8	0	0	0	0	0	0	0	0	0	0
	남구	용도	소계	78	8	20	1	19	0	0	18	4	0	0	0	8
			생활폐기물	70	0	20	1	19	0	0	18	4	0	0	0	8
			음식물류폐기물	8	8	0	0	0	0	0	0	0	0	0	0	0
	북구	용도	소계	97	6	34	4	1	0	0	0	2	0	0	6	44
			생활폐기물	78	3	27	1	0	0	0	0	2	0	0	6	39
			음식물류폐기물	19	3	7	3	1	0	0	0	0	0	0	0	5
	해운대구	용도	소계	145	16	44	7	58	0	0	0	14	0	0	0	6
			생활폐기물	129	0	44	7	58	0	0	0	14	0	0	0	6
			음식물류폐기물	16	16	0	0	0	0	0	0	0	0	0	0	0
	사하구	용도	소계	67	0	33	0	0	0	2	14	9	0	0	7	2
			생활폐기물	57	0	23	0	0	0	2	14	9	0	0	7	2
			음식물류폐기물	10	0	10	0	0	0	0	0	0	0	0	0	0
	금정구	용도	소계	67	10	9	2	0	0	0	14	6	0	0	0	26
			생활폐기물	57	0	9	2	0	0	0	14	6	0	0	0	26
			음식물류폐기물	10	10	0	0	0	0	0	0	0	0	0	0	0
	강서구	용도	소계	34	10	11	0	6	0	0	1	2	0	0	0	4
			생활폐기물	28	10	11	0	0	0	0	1	2	0	0	0	4
			음식물류폐기물	6	0	0	0	6	0	0	0	0	0	0	0	0
	연제구	용도	소계	48	0	19	20	0	0	0	0	3	1	0	0	5
			생활폐기물	40	0	11	20	0	0	0	0	3	1	0	0	5
			음식물류폐기물	8	0	8	0	0	0	0	0	0	0	0	0	0
	수영구	용도	소계	76	4	10	1	4	0	0	3	4	0	0	0	50
			생활폐기물	68	0	10	1	0	0	0	3	4	0	0	0	50
			음식물류폐기물	8	4	0	0	4	0	0	0	0	0	0	0	0
	사상구	용도	소계	79	1	16	18	6	0	0	26	5	0	0	0	7
			생활폐기물	72	0	16	18	0	0	0	26	5	0	0	0	7
			음식물류폐기물	7	1	0	0	6	0	0	0	0	0	0	0	0
	기장군	용도	소계	28	7	11	0	0	0	0	8	2	0	0	0	0
			생활폐기물	20	1	10	0	0	0	0	7	2	0	0	0	0
			음식물류폐기물	8	6	1	0	0	0	0	1	0	0	0	0	0

구분		수집·운반 차량 현황 (대)														
시도	시군구	총계 (대)			밀폐식 차량 (대)	운반용 압착 ·압축차량(대)	기계식 상차장치 부착차량(대)	수거·교반 차량(대)	발효 차량(대)	탱크 로리(대)	카고 트럭(대)	암롤 트럭(대)	컨테이너 트럭(대)	버켓 로더(대)	덤프 트럭(대)	기타(대)
대구	소계	용도	소계	445	94	148	14	24	0	0	39	11	0	0	1	114
			생활폐기물	299	2	132	0	16	0	0	38	11	0	0	1	99
			음식물류폐기물	146	92	16	14	8	0	0	1	0	0	0	0	15
	중구	용도	소계	29	7	10	0	0	0	0	0	1	0	0	0	11
			생활폐기물	22		10						1				11
			음식물류폐기물	7	7											
	동구	용도	소계	54	17	18	0	0	0	0	17	1	0	0	0	1
			생활폐기물	36		18					16	1				1
			음식물류폐기물	18	17						1					
	서구	용도	소계	56	0	21	6	3	0	0	1	1	0	0	1	23
			생활폐기물	47		21					1	1			1	23
			음식물류폐기물	9			6	3								
	남구	용도	소계	32	0	6	8	0	0	0	1	1	0	0	0	16
			생활폐기물	12		6					1	1				4
			음식물류폐기물	20			8									12
	북구	용도	소계	68	21	24	0	0	0	0	0	1	0	0	0	22
			생활폐기물	44		24						1				19
			음식물류폐기물	24	21											3
	수성구	용도	소계	68	0	23	0	21	0	0	5	3	0	0	0	16
			생활폐기물	47		7		16			5	3				16
			음식물류폐기물	21		16		5								
	달서구	용도	소계	94	36	31	0	0	0	0	0	2	0	0	0	25
			생활폐기물	58		31						2				25
			음식물류폐기물	36	36											
	달성군	용도	소계	44	13	15	0	0	0	0	15	1	0	0	0	0
			생활폐기물	33	2	15					15	1				
			음식물류폐기물	11	11											
인천	소계	용도	소계	488	50	149	17	18	0	0	55	81	0	9	28	81
			생활폐기물	364	2	116	3	5	0	0	45	80	0	9	28	76
			음식물류폐기물	124	48	33	14	13	0	0	10	1	0	0	0	5
	중구	용도	소계	46	5	6	1	0	0	0	9	8	0	2	5	10
			생활폐기물	41		6	1				9	8		2	5	10
			음식물류폐기물	5	5											
	동구	용도	소계	26	6	6	0	0	0	0	5	4	0	1	0	4
			생활폐기물	15		6						4		1		4
			음식물류폐기물	11	6						5					
	남구	용도	소계	50	2	18	6	5	0	0	8	6	0	0	5	0
			생활폐기물	38	2	18					7	6			5	
			음식물류폐기물	12			6	5			1					
	연수구	용도	소계	62	0	31	0	7	0	0	10	8	0	0	1	5
			생활폐기물	40		20	0				6	8			1	5
			음식물류폐기물	22	0	11		7			4					0
	남동구	용도	소계	68	16	12	0	0	0	0	10	6	0	0	9	15
			생활폐기물	49	0	9					10	6			9	15
			음식물류폐기물	19	16	3										

구분		수집·운반 차량 현황 (대)														
시도	시군구	총계 (대)			밀폐식 차량 (대)	운반용 압착 ·압축차량(대)	기계식 상차장치 부착차량(대)	수거·교반 차량(대)	발효 차량(대)	탱크 로리(대)	카고 트럭(대)	암롤 트럭(대)	컨테이너 트럭(대)	버켓 로더(대)	덤프 트럭(대)	기타(대)
인천	부평구	용도	소계	96	20	25	2	0	0	0	0	14	0	3	5	27
			생활폐기물	71		25	2					14		3	5	22
			음식물류폐기물	25	20											5
	계양구	용도	소계	43	0	23	0	5	0	0	5	8	0	1	1	0
			생활폐기물	32		12		5			5	8		1	1	
			음식물류폐기물	11		11										
	서구	용도	소계	50	0	25	6	0	0	0	8	8	0	2	0	1
			생활폐기물	37		18					8	8		2		1
			음식물류폐기물	13		7	6									
	강화군	용도	소계	21	0	0	1	0	0	0	0	3	0	0	0	17
			생활폐기물	20								3				17
			음식물류폐기물	1			1									
	옹진군	용도	소계	20	1	0	1	1	0	0	0	15	0	0	2	0
			생활폐기물	16								14			2	
			음식물류폐기물	4	1		1	1				1				
	경제청	용도	소계	6	0	3	0	0	0	0	0	1	0	0	0	2
			생활폐기물	5		2						1				2
			음식물류폐기물	1		1						0				
광주	소계	용도	소계	224	40	124	4	3	0	11	7	3	0	0	6	26
			생활폐기물	153	0	104	4	3	0	0	7	3	0	0	6	26
			음식물류폐기물	71	40	20	0	0	0	11	0	0	0	0	0	0
	동구	용도	소계	30	7	20	0	0	0	0	0	1	0	0	0	2
			생활폐기물	23		20						1				2
			음식물류폐기물	7	7											
	서구	용도	소계	50	15	19	3	3	0	0	1	1	0	0	1	7
			생활폐기물	35		19	3	3			1	1			1	7
			음식물류폐기물	15	15											
	남구	용도	소계	32	0	14	0	0	0	11	0	0	0	0	5	2
			생활폐기물	21		14									5	2
			음식물류폐기물	11						11						
	북구	용도	소계	56	18	21	0	0	0	0	6	0	0	0	0	11
			생활폐기물	38		21					6					11
			음식물류폐기물	18	18											
	광산구	용도	소계	56	0	50	1	0	0	0	0	1	0	0	0	4
			생활폐기물	36	0	30	1					1				4
			음식물류폐기물	20	0	20										
대전	소계	용도	소계	205	38	77	6	17	0	0	44	1	0	0	3	19
			생활폐기물	146	0	77	4	4	0	0	40	1	0	0	3	17
			음식물류폐기물	59	38	0	2	13	0	0	4	0	0	0	0	2
	동구	용도	소계	39	7	13	0	0	0	0	19	0	0	0	0	0
			생활폐기물	32	0	13	0	0	0	0	19	0	0	0	0	0
			음식물류폐기물	7	7	0	0	0	0	0	0	0	0	0	0	0
	중구	용도	소계	42	7	14	2	0	0	0	19	0	0	0	0	0
			생활폐기물	33	0	14	1	0	0	0	18	0	0	0	0	0
			음식물류폐기물	9	7	0	1	0	0	0	1	0	0	0	0	0

구분		수집·운반 차량 현황 (대)														
시도	시군구	총계 (대)			밀폐식 차량 (대)	운반용 압착 ·압축차량(대)	기계식 상차장치 부착차량(대)	수거·교반 차량(대)	발효 차량(대)	탱크 로리(대)	카고 트럭(대)	암롤 트럭(대)	컨테이너 트럭(대)	버켓 로더(대)	덤프 트럭(대)	기타(대)
대전	서구	용도	소계	36	10	22	0	0	0	0	0	0	0	0	0	4
			생활폐기물	26	0	22	0	0	0	0	0	0	0	0	0	4
			음식물류폐기물	10	10	0	0	0	0	0	0	0	0	0	0	0
	유성구	용도	소계	39	7	19	2	4	0	0	4	0	0	0	2	1
			생활폐기물	28	0	19	1	4	0	0	1	0	0	0	2	1
			음식물류폐기물	11	7	0	1	0	0	0	3	0	0	0	0	0
	대덕구	용도	소계	49	7	9	2	13	0	0	2	1	0	0	1	14
			생활폐기물	27	0	9	2	0	0	0	2	1	0	0	1	12
			음식물류폐기물	22	7	0	0	13	0	0	0	0	0	0	0	2
울산	소계	용도	소계	351	40	122	24	29	0	0	64	29	0	0	0	43
			생활폐기물	267	13	104	14	20	0	0	55	26	0	0	0	35
			음식물류폐기물	84	27	18	10	9	0	0	9	3	0	0	0	8
	중구	용도	소계	66	6	28	3	0	0	0	20	5	0	0	0	4
			생활폐기물	49		28	3				12	2				4
			음식물류폐기물	17	6						8	3				
	남구	용도	소계	102	12	37	6	29	0	0	3	5	0	0	0	10
			생활폐기물	75	8	29	1	20			2	5				10
			음식물류폐기물	27	4	8	5	9			1					
	동구	용도	소계	65	6	14	8	0	0	0	4	6	0	0	0	27
			생활폐기물	46		14	3				4	6				19
			음식물류폐기물	19	6		5									8
	북구	용도	소계	54	4	27	3	0	0	0	15	3	0	0	0	2
			생활폐기물	44	4	17	3				15	3				2
			음식물류폐기물	10		10										
	울주군	용도	소계	64	12	16	4	0	0	0	22	10	0	0	0	0
			생활폐기물	53	1	16	4				22	10				
			음식물류폐기물	11	11											
세종	소계	용도	소계	39	0	6	0	0	0	2	15	9	0	1	6	0
			생활폐기물	37	0	6	0	0	0	0	15	9	0	1	6	0
			음식물류폐기물	2	0	0	0	0	0	2	0	0	0	0	0	0
	세종시	용도	소계	39	0	6	0	0	0	2	15	9	0	1	6	0
			생활폐기물	37		6					15	9		1	6	
			음식물류폐기물	2						2						
경기	소계	용도	소계	2,556	368	811	246	106	0	9	392	305	1	9	82	227
			생활폐기물	2,041	166	665	142	84	0	6	384	294	1	9	81	209
			음식물류폐기물	515	202	146	104	22	0	3	8	11	0	0	1	18
	수원시	용도	소계	171	52	41	0	0	0	0	78	0	0	0	0	0
			생활폐기물	146	27	41	0	0	0	0	78	0	0	0	0	0
			음식물류폐기물	25	25	0	0	0	0	0	0	0	0	0	0	0
	성남시	용도	소계	260	56	62	57	30	0	0	0	1	0	0	0	54
			생활폐기물	174	32	30	36	30				1				45
			음식물류폐기물	86	24	32	21									9
	의정부시	용도	소계	123	10	46	5	0	0	4	17	12	0	4	18	7
			생활폐기물	101	4	30	5	0	0	4	17	12	0	4	18	7
			음식물류폐기물	22	6	16	0	0	0	0	0	0	0	0	0	0

구분		수집·운반 차량 현황 (대)															
시도	시군구	총계 (대)			밀폐식 차량 (대)	운반용 압착 ·압축차량(대)	기계식 상차장치 부착차량(대)	수거·교반 차량(대)	발효 차량(대)	탱크 로리(대)	카고 트럭(대)	암롤 트럭(대)	컨테이너 트럭(대)	버켓 로더(대)	덤프 트럭(대)	기타(대)
경기	안양시	용도	소계	83	0	23	23	0	0	0	29	5	0	2	1	0
			생활폐기물	60		23					29	5		2	1	0
			음식물류폐기물	23			23									
	부천시	용도	소계	176	29	66	5	0	0	0	62	5	0	0	0	9
			생활폐기물	140		66	5				55	5				9
			음식물류폐기물	36	29						7					
	광명시	용도	소계	98	0	58	3	0	0	0	17	14	0	0	6	0
			생활폐기물	76		36	3				17	14			6	
			음식물류폐기물	22		22										
	평택시	용도	소계	101	0	33	25	21	0	0	4	16	0	0	2	0
			생활폐기물	80	0	33	25	0	0	0	4	16	0	0	2	0
			음식물류폐기물	21	0	0	0	21	0	0	0	0	0	0	0	0
	동두천시	용도	소계	26	1	9	4	1	0	0	0	2	0	0	0	9
			생활폐기물	22		9	3					2				8
			음식물류폐기물	4	1		1	1								1
	안산시	용도	소계	147	0	60	14	0	0	0	21	18	0	0	5	29
			생활폐기물	140		60	7				21	18			5	29
			음식물류폐기물	7			7									
	고양시	용도	소계	137	32	35	0	10	0	0	25	24	0	0	1	10
			생활폐기물	105		35		10			25	24			1	10
			음식물류폐기물	32	32											
	과천시	용도	소계	52	0	20	1	0	0	0	0	12	0	0	0	19
			생활폐기물	46		14	1					12				19
			음식물류폐기물	6		6										
	구리시	용도	소계	29	5	15	1	0	0	0	0	2	0	0	6	0
			생활폐기물	22		15	1								6	
			음식물류폐기물	7	5							2				
	남양주시	용도	소계	73	15	21	0	0	0	0	0	32	0	0	3	2
			생활폐기물	53		21						27			3	2
			음식물류폐기물	20	15							5				
	오산시	용도	소계	43	0	18	7	0	0	0	5	1	0	1	2	9
			생활폐기물	35		17					5	1		1	2	9
			음식물류폐기물	8		1	7									
	시흥시	용도	소계	126	11	42	17	11	0	0	15	10	0	0	3	17
			생활폐기물	105	11	21	17	11	0	0	15	10	0	0	3	17
			음식물류폐기물	21	0	21	0	0	0	0	0	0	0	0	0	0
	군포시	용도	소계	49	4	12	2	0	0	3	4	3	0	0	8	13
			생활폐기물	34		12	2				3	1			7	9
			음식물류폐기물	15	4					3	1	2			1	4
	의왕시	용도	소계	38	8	9	1	0	0	0	9	11	0	0	0	0
			생활폐기물	30		9	1				9	11				
			음식물류폐기물	8	8											
	하남시	용도	소계	45	0	11	2	9	0	0	0	6	0	1	4	12
			생활폐기물	44		11	2	9				6		1	4	11
			음식물류폐기물	1												1

구분		수집·운반 차량 현황 (대)														
시도	시군구	총계 (대)			밀폐식 차량 (대)	운반용 압착 ·압축차량(대)	기계식 상차장치 부착차량(대)	수거·교반 차량(대)	발효 차량(대)	탱크 로리(대)	카고 트럭(대)	암롤 트럭(대)	컨테이너 트럭(대)	버켓 로더(대)	덤프 트럭(대)	기타(대)
경기	용인시	용도	소계	107	4	69	9	8	0	0	12	4	0	0	0	1
			생활폐기물	98		64	9	8			12	4				1
			음식물류폐기물	9	4	5										
	파주시	용도	소계	101	11	27	5	0	0	0	24	21	0	0	0	13
			생활폐기물	86		23	5				24	21				13
			음식물류폐기물	15	11	4										
	이천시	용도	소계	39	0	14	7	0	0	1	9	5	0	0	0	3
			생활폐기물	32		14	1			1	9	5				2
			음식물류폐기물	7			6									1
	안성시	용도	소계	38	0	10	11	0	0	0	6	2	0	0	5	4
			생활폐기물	30	0	10	5	0	0	0	6	0	0	0	5	4
			음식물류폐기물	8	0	0	6	0	0	0	0	2	0	0	0	0
	김포시	용도	소계	58	8	18	7	0	0	0	12	7	0	1	0	5
			생활폐기물	50	6	12	7				12	7		1		5
			음식물류폐기물	8	2	6										
	화성시	용도	소계	101	85	0	16	0	0	0	0	0	0	0	0	0
			생활폐기물	65	65		0									
			음식물류폐기물	36	20		16									
	광주시	용도	소계	47	0	24	7	0	0	0	12	3	0	0	0	1
			생활폐기물	30		12	2				12	3				1
			음식물류폐기물	17		12	5									
	양주시	용도	소계	46	0	20	3	0	0	0	21	1	0	0	0	1
			생활폐기물	36		14					21	1				
			음식물류폐기물	10		6	3									1
	포천시	용도	소계	32	0	18	1	0	0	0	5	1	0	0	7	0
			생활폐기물	26		13					5	1			7	
			음식물류폐기물	6		5	1									
	여주시	용도	소계	96	7	11	10	0	0	1	3	56	0	0	4	4
			생활폐기물	75	2	4	2			1	3	56			4	3
			음식물류폐기물	21	5	7	8									1
	연천군	용도	소계	29	0	9	2	0	0	0	1	8	1	0	6	2
			생활폐기물	26		6	2				1	8	1		6	2
			음식물류폐기물	3		3								0	0	
	가평군	용도	소계	32	24	5	0	0	0	0	1	0	0	0	0	2
			생활폐기물	27	19	5					1					2
			음식물류폐기물	5	5											
	양평군	용도	소계	53	6	5	1	16	0	0	0	23	0	0	1	1
			생활폐기물	47		5	1	16				23			1	1
			음식물류폐기물	6	6											
강원	소계	용도	소계	571	79	223	15	16	0	4	39	68	0	1	40	86
			생활폐기물	495	50	216	10	0	0	0	36	68	0	1	40	74
			음식물류폐기물	76	29	7	5	16	0	4	3	0	0	0	0	12
	춘천시	용도	소계	70	0	40	0	7	0	0	0	1	0	0	4	18
			생활폐기물	54		40						1			4	9
			음식물류폐기물	16				7								9

구분		수집·운반 차량 현황 (대)														
시도	시군구	총계 (대)			밀폐식 차량 (대)	운반용 압착 ·압축차량(대)	기계식 상차장치 부착차량(대)	수거·교반 차량(대)	발효 차량(대)	탱크 로리(대)	카고 트럭(대)	암롤 트럭(대)	컨테이너 트럭(대)	버켓 로더(대)	덤프 트럭(대)	기타(대)
강원	원주시	용도	소계	67	20	39	0	0	0	0	7	1	0	0	0	0
			생활폐기물	53	6	39					7	1				
			음식물류폐기물	14	14											
	강릉시	용도	소계	112	44	17	7	5	0	0	0	19	0	0	0	20
			생활폐기물	105	42	17	7					19				20
			음식물류폐기물	7	2			5								
	동해시	용도	소계	30	0	12	1	4	0	0	2	6	0	0	1	4
			생활폐기물	25		11	1				2	6			1	4
			음식물류폐기물	5		1		4								
	태백시	용도	소계	30	5	13	0	0	0	0	0	2	0	0	0	10
			생활폐기물	21	2	10						2				7
			음식물류폐기물	9	3	3										3
	속초시	용도	소계	26	0	12	0	0	0	0	2	6	0	0	4	2
			생활폐기물	23		9					2	6			4	2
			음식물류폐기물	3		3										
	삼척시	용도	소계	31	0	14	0	0	0	4	10	0	0	0	3	0
			생활폐기물	27		14					10				3	
			음식물류폐기물	4						4						
	홍천군	용도	소계	21	2	10	0	0	0	0	0	6	0	0	1	2
			생활폐기물	19		10						6			1	2
			음식물류폐기물	2	2											
	횡성군	용도	소계	23	3	10	0	0	0	0	6	4	0	0	0	0
			생활폐기물	17		10					3	4				
			음식물류폐기물	6	3						3					
	영월군	용도	소계	25	2	7	0	0	0	0	0	9	0	0	0	7
			생활폐기물	23		7						9				7
			음식물류폐기물	2	2											
	평창군	용도	소계	15	0	9	3	0	0	0	1	1	0	0	1	0
			생활폐기물	12		9					1	1			1	
			음식물류폐기물	3			3									
	정선군	용도	소계	17	2	4	0	0	0	0	0	1	0	0	10	0
			생활폐기물	15		4						1			10	
			음식물류폐기물	2	2											
	철원군	용도	소계	13	0	7	0	0	0	0	1	2	0	0	3	0
			생활폐기물	13		7					1	2			3	
			음식물류폐기물	0												
	화천군	용도	소계	11	0	6	0	0	0	0	0	5	0	0	0	0
			생활폐기물	11		6						5				
			음식물류폐기물	0												
	양구군	용도	소계	9	0	5	0	0	0	0	0	2	0	0	0	2
			생활폐기물	9		5						2				2
			음식물류폐기물	0												
	인제군	용도	소계	18	1	6	0	0	0	0	0	1	0	1	1	8
			생활폐기물	17		6						1		1	1	8
			음식물류폐기물	1	1											

구분		수집·운반 차량 현황 (대)															
시도	시군구	총계 (대)			밀폐식 차량 (대)	운반용 압착 ·압축차량(대)	기계식 상차장치 부착차량(대)	수거·교반 차량(대)	발효 차량(대)	탱크 로리(대)	카고 트럭(대)	암롤 트럭(대)	컨테이너 트럭(대)	버켓 로더(대)	덤프 트럭(대)	기타(대)
강원	고성군	용도	소계	33	0	3	3	0	0	0	1	1	0	0	12	13
			생활폐기물	31		3	1				1	1			12	13
			음식물류폐기물	2			2									
	양양군	용도	소계	20	0	9	1	0	0	0	9	1	0	0	0	0
			생활폐기물	20		9	1				9	1				
			음식물류폐기물	0												
충북	소계	용도	소계	392	39	166	2	32	0	2	75	41	0	0	6	29
			생활폐기물	341	19	166	1	7	0	2	70	41	0	0	6	29
			음식물류폐기물	51	20	0	1	25	0	0	5	0	0	0	0	0
	청주시	용도	소계	132	9	62	0	18	0	0	43	0	0	0	0	0
			생활폐기물	109	9	62					38					
			음식물류폐기물	23				18			5					
	충주시	용도	소계	48	10	19	0	0	0	1	8	0	0	0	2	8
			생활폐기물	38		19				1	8				2	8
			음식물류폐기물	10	10											
	제천시	용도	소계	34	3	24	0	7	0	0	0	0	0	0	0	0
			생활폐기물	31		24		7								
			음식물류폐기물	3	3											
	청원군	용도	소계	33	3	23	0	0	0	0	0	6	0	0	1	0
			생활폐기물	30		23						6			1	
			음식물류폐기물	3	3											
	보은군	용도	소계	10	5	0	0	0	0	0	3	0	0	0	2	0
			생활폐기물	10	5						3				2	
			음식물류폐기물	0												
	옥천군	용도	소계	13	1	7	0	0	0	0	4	1	0	0	0	0
			생활폐기물	13	1	7	0	0	0	0	4	1	0	0	0	0
			음식물류폐기물	0												
	영동군	용도	소계	21	0	3	0	0	0	0	0	11	0	0	0	7
			생활폐기물	21	0	3	0	0	0	0	0	11	0	0	0	7
			음식물류폐기물	0												
	증평군	용도	소계	7	4	3	0	0	0	0	0	0	0	0	0	0
			생활폐기물	7	4	3										
			음식물류폐기물	0												
	진천군	용도	소계	24	3	4	1	0	0	0	11	5	0	0	0	0
			생활폐기물	20	0	4	0	0	0	0	11	5	0	0	0	0
			음식물류폐기물	4	3	0	1	0	0	0	0	0	0	0	0	0
	괴산군	용도	소계	20	1	5	0	0	0	0	6	7	0	0	1	0
			생활폐기물	19		5					6	7			1	
			음식물류폐기물	1	1											
	음성군	용도	소계	32	0	13	1	6	0	0	0	2	0	0	0	10
			생활폐기물	26	0	13	1	0	0	0	0	2	0	0	0	10
			음식물류폐기물	6	0	0	0	6	0	0	0	0	0	0	0	0
	단양군	용도	소계	18	0	3	0	1	0	1	0	9	0	0	0	4
			생활폐기물	17		3				1		9				4
			음식물류폐기물	1				1								

구분		수집·운반 차량 현황 (대)														
시도	시군구	총계 (대)			밀폐식 차량 (대)	운반용 압착 ·압축차량(대)	기계식 상차장치 부착차량(대)	수거·교반 차량(대)	발효 차량(대)	탱크 로리(대)	카고 트럭(대)	암롤 트럭(대)	컨테이너 트럭(대)	버켓 로더(대)	덤프 트럭(대)	기타(대)
충남	소계	용도	소계	412	32	126	14	42	0	4	27	72	0	1	42	52
			생활폐기물	322	8	122	14	9	0	2	26	71	0	0	39	31
			음식물류폐기물	90	24	4	0	33	0	2	1	1	0	1	3	21
	천안시	용도	소계	106	0	31	4	18	0	3	15	8	0	1	6	20
			생활폐기물	79	0	31	4	0	0	2	15	7	0	0	3	17
			음식물류폐기물	27	0	0	0	18		1		1		1	3	3
	공주시	용도	소계	34	0	9	0	3	0	1	3	6	0	0	0	12
			생활폐기물	21		9		3			3	6				
			음식물류폐기물	13						1						12
	보령시	용도	소계	21	4	11	0	0	0	0	0	1	0	0	5	0
			생활폐기물	17		11						1			5	
			음식물류폐기물	4	4											
	아산시	용도	소계	32	6	18	0	2	0	0	0	1	0	0	2	3
			생활폐기물	22		16						1			2	3
			음식물류폐기물	10	6	2		2								
	서산시	용도	소계	40	0	7	6	4	0	0	0	16	0	0	0	7
			생활폐기물	30		7	6					16				1
			음식물류폐기물	10				4								6
	논산시	용도	소계	11	0	0	0	0	0	0	0	11	0	0	0	0
			생활폐기물	11								11				
			음식물류폐기물	0												
	계룡시	용도	소계	7	0	4	1	0	0	0	0	1	0	0	0	1
			생활폐기물	5		2	1					1				1
			음식물류폐기물	2		2										
	당진시	용도	소계	30	4	7	1	0	0	0	1	13	0	0	0	4
			생활폐기물	26		7	1				1	13				4
			음식물류폐기물	4	4											
	금산군	용도	소계	16	0	12	0	0	0	0	0	3	0	0	1	0
			생활폐기물	16	0	12	0	0	0	0	0	3	0	0	1	0
			음식물류폐기물	0	0	0	0	0	0	0	0	0	0	0	0	0
	부여군	용도	소계	11	0	2	0	0	0	0	0	2	0	0	7	0
			생활폐기물	11	0	2	0	0	0	0	0	2	0	0	7	0
			음식물류폐기물	0												
	서천군	용도	소계	15	7	2	0	0	0	0	5	0	0	0	0	1
			생활폐기물	14	7	2					4					1
			음식물류폐기물	1							1					0
	청양군	용도	소계	16	3	3	0	5	0	0	1	0	0	0	4	0
			생활폐기물	13		3		5			1				4	
			음식물류폐기물	3	3											
	홍성군	용도	소계	18	4	5	0	0	0	0	0	0	0	0	8	1
			생활폐기물	14		5									8	1
			음식물류폐기물	4	4											
	예산군	용도	소계	23	3	8	1	0	0	0	2	0	0	0	7	2
			생활폐기물	20		8	1				2				7	2
			음식물류폐기물	3	3											

구분		수집·운반 차량 현황 (대)															
시도	시군구	총계 (대)			밀폐식 차량 (대)	운반용 압착 ·압축차량(대)	기계식 상차장치 부착차량(대)	수거·교반 차량(대)	발효 차량(대)	탱크 로리(대)	카고 트럭(대)	암롤 트럭(대)	컨테이너 트럭(대)	버켓 로더(대)	덤프 트럭(대)	기타(대)
충남	태안군	용도	소계	32	1	7	1	10	0	0	0	10	0	0	2	1
			생활폐기물	23	1	7	1	1				10			2	1
			음식물류폐기물	9				9								
전북	소계	용도	소계	557	72	120	55	82	0	6	20	63	0	3	16	120
			생활폐기물	412	51	100	20	63	0	5	19	63	0	2	15	74
			음식물류폐기물	145	21	20	35	19	0	1	1	0	0	1	1	46
	전주시	용도	소계	229	50	19	38	51	0	0	0	0	0	0	0	71
			생활폐기물	161	50	19	10	51								31
			음식물류폐기물	68			28									40
	군산시	용도	소계	82	11	29	0	24	0	1	0	11	0	1	1	4
			생활폐기물	51	0	29	0	7	0	0	0	11	0	0	0	4
			음식물류폐기물	31	11	0	0	17	0	1	0	0	0	1	1	0
	익산시	용도	소계	55	0	25	1	0	0	1	2	10	0	0	4	12
			생활폐기물	40		12	1			1	2	10			4	10
			음식물류폐기물	15		13										2
	정읍시	용도	소계	26	5	4	1	2	0	0	4	3	0	0	6	1
			생활폐기물	19		4	1				4	3			6	1
			음식물류폐기물	7	5			2								
	남원시	용도	소계	35	0	10	0	0	0	1	0	2	0	2	1	19
			생활폐기물	28		6				1		2		2	1	16
			음식물류폐기물	7		4										3
	김제시	용도	소계	25	0	8	8	0	0	0	0	5	0	0	0	4
			생활폐기물	18		8	2					5				3
			음식물류폐기물	7			6									1
	완주군	용도	소계	22	2	3	2	0	0	0	2	11	0	0	0	2
			생활폐기물	19		3	2				1	11				2
			음식물류폐기물	3	2						1					
	진안군	용도	소계	10	0	2	0	0	0	0	7	0	0	0	1	0
			생활폐기물	10		2					7				1	
			음식물류폐기물	0												
	무주군	용도	소계	15	0	1	0	0	0	0	0	8	0	0	1	5
			생활폐기물	15		1						8			1	5
			음식물류폐기물	0												
	장수군	용도	소계	10	0	0	2	5	0	1	0	1	0	0	1	0
			생활폐기물	10			2	5		1		1			1	
			음식물류폐기물	0												
	임실군	용도	소계	9	0	3	0	0	0	0	2	4	0	0	0	0
			생활폐기물	9		3					2	4				
			음식물류폐기물	0												
	순창군	용도	소계	14	0	6	2	0	0	1	0	2	0	0	1	2
			생활폐기물	13		6	1			1		2			1	2
			음식물류폐기물	1			1									
	고창군	용도	소계	7	3	0	0	0	0	1	1	2	0	0	0	0
			생활폐기물	4						1	1	2				
			음식물류폐기물	3	3											

구분		수집·운반 차량 현황 (대)														
시도	시군구	총계 (대)			밀폐식 차량 (대)	운반용 압착 ·압축차량(대)	기계식 상차장치 부착차량(대)	수거·교반 차량(대)	발효 차량(대)	탱크 로리(대)	카고 트럭(대)	암롤 트럭(대)	컨테이너 트럭(대)	버켓 로더(대)	덤프 트럭(대)	기타(대)
전북	부안군	용도	소계	18	1	10	1	0	0	0	2	4	0	0	0	0
			생활폐기물	15	1	7	1				2	4				
			음식물류폐기물	3		3										
전남	소계	용도	소계	475	56	102	30	23	0	16	2	59	0	1	158	28
			생활폐기물	395	13	93	19	20	0	4	2	59	0	1	157	27
			음식물류폐기물	80	43	9	11	3	0	12	0	0	0	0	1	1
	목포시	용도	소계	43	10	16	0	0	0	0	0	8	0	0	5	4
			생활폐기물	32		16						8			5	3
			음식물류폐기물	11	10											1
	여수시	용도	소계	49	12	19	1	0	0	0	0	7	0	0	10	0
			생활폐기물	38	1	19	1					7			10	
			음식물류폐기물	11	11											
	순천시	용도	소계	52	2	20	2	0	0	12	0	0	0	0	15	1
			생활폐기물	38		20	2								15	1
			음식물류폐기물	14	2					12						
	나주시	용도	소계	20	3	7	0	0	0	0	0	1	0	0	7	2
			생활폐기물	17		7						1			7	2
			음식물류폐기물	3	3											
	광양시	용도	소계	21	6	4	11	0	0	0	0	0	0	0	0	0
			생활폐기물	15		4	11									
			음식물류폐기물	6	6											
	담양군	용도	소계	13	2	6	1	0	0	0	0	2	0	0	1	1
			생활폐기물	11		6	1					2			1	1
			음식물류폐기물	2	2											
	곡성군	용도	소계	14	2	2	0	9	0	0	0	1	0	0	0	0
			생활폐기물	10				9				1				
			음식물류폐기물	4	2	2										
	구례군	용도	소계	7	1	0	0	0	0	0	0	6	0	0	0	0
			생활폐기물	6								6				
			음식물류폐기물	1	1											
	고흥군	용도	소계	31	2	0	3	0	0	0	0	4	0	0	22	0
			생활폐기물	29			3					4			22	
			음식물류폐기물	2	2											
	보성군	용도	소계	16	2	0	0	0	0	0	0	0	0	1	13	0
			생활폐기물	14										1	13	
			음식물류폐기물	2	2											
	화순군	용도	소계	19	13	2	0	0	0	1	0	0	0	0	1	2
			생활폐기물	17	11	2				1					1	2
			음식물류폐기물	2	2											
	장흥군	용도	소계	16	0	0	0	0	0	0	0	1	0	0	11	4
			생활폐기물	15								1			10	4
			음식물류폐기물	1											1	
	강진군	용도	소계	12	0	1	2	0	0	0	0	0	0	0	6	3
			생활폐기물	10		1									6	3
			음식물류폐기물	2			2									

구분		수집·운반 차량 현황 (대)															
시도	시군구	총계 (대)			밀폐식 차량 (대)	운반용 압착 ·압축차량(대)	기계식 상차장치 부착차량(대)	수거·교반 차량(대)	발효 차량(대)	탱크 로리(대)	카고 트럭(대)	암롤 트럭(대)	컨테이너 트럭(대)	버켓 로더(대)	덤프 트럭(대)	기타(대)
전남	해남군	용도	소계	27	0	1	3	0	0	0	0	0	0	0	19	4
			생활폐기물	24		1									19	4
			음식물류폐기물	3			3									
	영암군	용도	소계	18	0	7	1	7	0	0	0	3	0	0	0	0
			생활폐기물	14		3	1	7				3				
			음식물류폐기물	4		4										
	무안군	용도	소계	17	0	0	0	3	0	0	0	6	0	0	7	1
			생활폐기물	14								6			7	1
			음식물류폐기물	3				3								
	함평군	용도	소계	12	0	1	2	0	0	1	0	4	0	0	2	2
			생활폐기물	10		1				1		4			2	2
			음식물류폐기물	2			2									
	영광군	용도	소계	18	1	7	2	1	0	1	1	4	0	0	0	1
			생활폐기물	16	1	7		1		1	1	4				1
			음식물류폐기물	2			2									
	장성군	용도	소계	18	0	6	0	3	0	0	0	1	0	0	5	3
			생활폐기물	15		3		3				1			5	3
			음식물류폐기물	3		3										
	완도군	용도	소계	18	0	3	2	0	0	0	0	0	0	0	13	0
			생활폐기물	16		3									13	
			음식물류폐기물	2			2									
	진도군	용도	소계	14	0	0	0	0	0	1	1	3	0	0	9	0
			생활폐기물	14						1	1	3			9	
			음식물류폐기물	0												
	신안군	용도	소계	20	0	0	0	0	0	0	0	8	0	0	12	0
			생활폐기물	20								8			12	
			음식물류폐기물	0												
경북	소계	용도	소계	670	96	133	37	18	0	23	47	73	0	2	166	75
			생활폐기물	550	53	124	29	0	0	4	45	63	0	2	166	64
			음식물류폐기물	120	43	9	8	18	0	19	2	10	0	0	0	11
	포항시	용도	소계	91	7	23	0	14	0	1	20	25	0	0	1	0
			생활폐기물	59		23					20	15			1	
			음식물류폐기물	32	7			14		1		10				
	경주시	용도	소계	82	40	13	0	0	0	14	0	3	0	0	0	12
			생활폐기물	68	40	13						3				12
			음식물류폐기물	14						14						
	김천시	용도	소계	27	4	5	1	0	0	0	4	1	0	0	11	1
			생활폐기물	21		5	1				2	1			11	1
			음식물류폐기물	6	4						2					
	안동시	용도	소계	56	11	10	0	0	0	2	13	14	0	0	2	4
			생활폐기물	50	6	10				1	13	14			2	4
			음식물류폐기물	6	5					1						
	구미시	용도	소계	58	0	2	22	0	0	0	1	2	0	0	20	11
			생활폐기물	55		2	19				1	2			20	11
			음식물류폐기물	3			3									

구분		수집·운반 차량 현황 (대)															
시도	시군구	총계 (대)			밀폐식 차량 (대)	운반용 압착 ·압축차량(대)	기계식 상차장치 부착차량(대)	수거·교반 차량(대)	발효 차량(대)	탱크 로리(대)	카고 트럭(대)	암롤 트럭(대)	컨테이너 트럭(대)	버켓 로더(대)	덤프 트럭(대)	기타(대)
경북	영주시	용도	소계	27	1	17	0	4	0	1	1	1	0	0	0	2
			생활폐기물	22	1	17				1	1	1				1
			음식물류폐기물	5				4								1
	영천시	용도	소계	26	0	9	0	0	0	0	2	1	0	1	9	4
			생활폐기물	20		4					2	1		1	9	3
			음식물류폐기물	6		5										1
	상주시	용도	소계	41	0	5	0	0	0	1	0	10	0	0	16	9
			생활폐기물	34		1				1		10			16	6
			음식물류폐기물	7		4										3
	문경시	용도	소계	25	6	4	0	0	0	0	1	2	0	0	12	0
			생활폐기물	19		4					1	2			12	
			음식물류폐기물	6	6											
	경산시	용도	소계	52	10	12	0	0	0	1	0	1	0	0	1	27
			생활폐기물	36		12				1		1			1	21
			음식물류폐기물	16	10											6
	군위군	용도	소계	9	2	1	2	0	0	0	0	3	0	0	1	0
			생활폐기물	8	2	1	1					3			1	
			음식물류폐기물	1			1									
	의성군	용도	소계	16	0	2	0	0	0	0	2	0	0	1	11	0
			생활폐기물	16		2					2			1	11	
			음식물류폐기물	0												
	청송군	용도	소계	11	0	0	0	0	0	0	0	1	0	0	9	1
			생활폐기물	11								1			9	1
			음식물류폐기물	0												
	영양군	용도	소계	8	0	0	2	0	0	0	0	3	0	0	3	0
			생활폐기물	8			2					3			3	
			음식물류폐기물	0												
	영덕군	용도	소계	18	0	0	0	0	0	2	0	0	0	0	16	0
			생활폐기물	16											16	
			음식물류폐기물	2						2						
	청도군	용도	소계	17	2	0	0	0	0	0	0	0	0	0	15	0
			생활폐기물	15											15	
			음식물류폐기물	2	2											
	고령군	용도	소계	12	0	2	6	0	0	0	0	0	0	0	4	0
			생활폐기물	8		2	2								4	
			음식물류폐기물	4			4									
	성주군	용도	소계	10	1	0	0	0	0	0	0	1	0	0	6	2
			생활폐기물	9								1			6	2
			음식물류폐기물	1	1											
	칠곡군	용도	소계	26	6	15	1	0	0	0	0	1	0	0	3	0
			생활폐기물	24	4	15	1	0	0	0	0	1	0	0	3	0
			음식물류폐기물	2	2	0	0	0	0	0	0	0	0	0	0	0
	예천군	용도	소계	17	0	0	0	0	0	0	0	0	0	0	17	0
			생활폐기물	17											17	
			음식물류폐기물	0												

구분		수집·운반 차량 현황 (대)															
시도	시군구	총계 (대)			밀폐식 차량 (대)	운반용 압착 ·압축차량(대)	기계식 상차장치 부착차량(대)	수거·교반 차량(대)	발효 차량(대)	탱크 로리(대)	카고 트럭(대)	암롤 트럭(대)	컨테이너 트럭(대)	버켓 로더(대)	덤프 트럭(대)	기타(대)
경북	봉화군	용도	소계	17	0	7	3	0	0	0	3	2	0	0	0	2
			생활폐기물	17		7	3				3	2				2
			음식물류폐기물	0												
	울진군	용도	소계	15	4	6	0	0	0	1	0	2	0	0	2	0
			생활폐기물	10		6						2			2	
			음식물류폐기물	5	4					1						
	울릉군	용도	소계	9	2	0	0	0	0	0	0	0	0	0	7	0
			생활폐기물	7											7	
			음식물류폐기물	2	2											
경남	소계	용도	소계	922	58	297	55	11	0	3	199	81	0	2	112	104
			생활폐기물	737	16	232	42	4	0	3	166	81	0	1	98	94
			음식물류폐기물	185	42	65	13	7	0	0	33	0	0	1	14	10
	창원시	용도	소계	289	11	99	17	2	0	0	73	4	0	0	47	36
			생활폐기물	213	9	73	14	0	0	0	44	4	0	0	33	36
			음식물류폐기물	76	2	26	3	2	0	0	29	0	0	0	14	0
	진주시	용도	소계	78	13	28	0	0	0	0	11	2	0	0	3	21
			생활폐기물	64		28					11	2			3	20
			음식물류폐기물	14	13											1
	통영시	용도	소계	22	0	12	0	0	0	0	0	2	0	0	8	0
			생활폐기물	20		10						2			8	
			음식물류폐기물	2		2										
	사천시	용도	소계	35	4	13	2	0	0	0	0	3	0	0	13	0
			생활폐기물	31	0	13	2	0	0	0	0	3	0	0	13	0
			음식물류폐기물	4	4	0	0	0	0	0	0	0	0	0	0	0
	김해시	용도	소계	134	0	56	0	0	0	0	52	10	0	0	4	12
			생활폐기물	100		26					48	10			4	12
			음식물류폐기물	34		30					4					
	밀양시	용도	소계	10	0	0	3	0	0	1	3	1	0	0	1	1
			생활폐기물	7						1	3	1			1	1
			음식물류폐기물	3			3									
	거제시	용도	소계	120	18	26	4	0	0	0	31	41	0	0	0	0
			생활폐기물	102		26	4				31	41				
			음식물류폐기물	18	18											
	양산시	용도	소계	65	0	5	13	0	0	0	11	6	0	0	7	23
			생활폐기물	51			13				11	6			7	14
			음식물류폐기물	14		5										9
	의령군	용도	소계	9	0	3	1	0	0	1	2	1	0	0	1	0
			생활폐기물	9		3	1			1	2	1			1	
			음식물류폐기물	0												
	함안군	용도	소계	18	5	7	1	0	0	0	3	1	0	0	0	1
			생활폐기물	16	4	6	1				3	1				1
			음식물류폐기물	2	1	1										
	창녕군	용도	소계	26	3	9	4	0	0	0	0	2	0	0	0	8
			생활폐기물	22	3	9						2				8
			음식물류폐기물	4			4									

구분		수집·운반 차량 현황 (대)														
시도	시군구	총계 (대)			밀폐식 차량 (대)	운반용 압착 ·압축차량(대)	기계식 상차장치 부착차량(대)	수거·교반 차량(대)	발효 차량(대)	탱크 로리(대)	카고 트럭(대)	암롤 트럭(대)	컨테이너 트럭(대)	버켓 로더(대)	덤프 트럭(대)	기타(대)
경남	고성군	용도	소계	16	2	4	2	6	0	0	1	1	0	0	0	0
			생활폐기물	12	0	4	2	4	0	0	1	1	0	0	0	0
			음식물류폐기물	4	2	0	0	2	0	0	0	0	0	0	0	0
	남해군	용도	소계	16	2	7	2	0	0	0	0	2	0	1	2	0
			생활폐기물	13		7	2					2			2	
			음식물류폐기물	3	2									1		
	하동군	용도	소계	14	0	4	1	0	0	0	0	0	0	0	9	0
			생활폐기물	14		4	1								9	
			음식물류폐기물	0												
	산청군	용도	소계	9	0	6	0	0	0	0	1	1	0	0	0	1
			생활폐기물	9		6					1	1				1
			음식물류폐기물	0												
	함양군	용도	소계	12	0	6	3	0	0	0	1	1	0	0	1	0
			생활폐기물	10		6	1				1	1			1	
			음식물류폐기물	2			2									
	거창군	용도	소계	28	0	9	0	3	0	1	10	2	0	1	1	1
			생활폐기물	24		8				1	10	2		1	1	1
			음식물류폐기물	4		1		3								0
	합천군	용도	소계	21	0	3	2	0	0	0	0	1	0	0	15	0
			생활폐기물	20		3	1					1			15	
			음식물류폐기물	1			1									
제주	소계	용도	소계	155	0	70	26	0	0	0	3	3	0	0	11	42
			생활폐기물	129	0	70	0	0	0	0	3	3	0	0	11	42
			음식물류폐기물	26	0	0	26	0	0	0	0	0	0	0	0	0
	제주시	용도	소계	112	0	59	21	0	0	0	0	1	0	0	0	31
			생활폐기물	91		59						1				31
			음식물류폐기물	21			21									
	서귀포시	용도	소계	43	0	11	5	0	0	0	3	2	0	0	11	11
			생활폐기물	38		11					3	2			11	11
			음식물류폐기물	5			5									

5. 폐기물 매립시설 현황

가. 지방자치단체

구분		소 재 지	총매립지 면적 (㎡)	총매립 용량 (㎥)	기매립량(㎥) (2013년까지 전체 누적)	잔여매립 가능량(㎥)	2013년 매립량		사용기간 (년-년)	설치비(백만원)				연간유지 관리비 (백만원)	매 립 지 관리인원(명)	매 립 후 이용계획	매립가스에너지 에너지 이용 실태							
																	발생가스(LFG) 포집량		메탄가스(CH_4) 활용량					
																	발생가스 총포집량 (Nm³/년)	발생가스 총 포집량 중 메탄가스량 (Nm³/년)	에너지생산					에너지생산 외
시도	시군구						(㎥)	(톤)		계	국 비	지방비	기타						총활용량 (Nm³/년)	발전 (Nm³/년)	냉난방 (Nm³/년)	가스공급 (Nm³/년)	기타 ( )	( ) (Nm³/년)
전국	합계	221 개소	31,932,018	431,259,526	215,033,016	216,226,510	6,913,844	6,252,896		3,326,495	743,087	2,436,539	146,869	492,228	1,342		444,857,165	209,798,319	175,860,979	129,198,565	12,675	46,649,740	0	55,553,777
부산	소계	1 개소	747,922	24,494,000	13,749,359	10,744,641	508,543	277,104		363,802	88,663	275,139	0	4,220	48		9,201,244	4,022,067	4,022,067	4,022,067	0	0	0	0
	강서구	생곡동 산61-1	747,922	24,494,000	13,749,359	10,744,641	508,543	277,104	1996-2031	363,802	88,663	275,139	0	4,220	48	공원	9,201,244	4,022,067	4,022,067	4,022,067				
대구	소계	1 개소	853,400	32,378,541	10,600,417	21,778,124	256,476	435,907		202,449	27,458	174,991	0	6,821	54		45,839,855	22,333,177	44,524,452	0	0	44,524,452	0	0
	달성군	달성군 다사읍 다사로 820	853,400	32,378,541	10,600,417	21,778,124	256,476	435,907	1990-2045	202,449	27,458	174,991		6,821	54		45,839,855	22,333,177	44,524,452			44,524,452		
인천	소계	5 개소	19,793,391	245,809,381	119,050,408	126,758,973	3,155,489	3,081,589		378,212	2,400	375,812	0	371,711	242		362,138,285	169,547,943	115,106,571	115,093,897	12,675	0	0	54,441,372
	서구	인천 서구 백석동 58	19,787,000	245,791,000	119,047,796	126,743,204	3,155,294	3,081,433	1991-2025	370,130		370,130		371,651	238	공원	362,138,285	169,547,943	115,106,571	115,093,897	12,675			54,441,372
	옹진군	연평면 연평리 931-4	825	868	105	763	5	4	07년-2035년	2,000	600	1,400		10	1	녹지			0					
		백령면 진촌리 2376외1	2,866	8,213	251	7,962	150	120	09년-2021년	3,000	900	2,100		20	1	녹지			0					
		대청면 산 16-26번지	1,200	4,000	64	3,936	30	24	11년-50년	2,000	600	1,400		0	1	녹지			0					
		덕적면 서포리 산 31번지	1,500	5,300	2,192	3,108	10	8	03년-2016년	1,082	300	782		30	1	녹지			0					
광주	소계	1 개소	644,159	9,480,000	1,868,000	7,612,000	122,024	85,416		156,200	46,860	109,340	0	870	27		2,846,943	1,318,911	1,318,911	1,318,911	0	0	0	0
	남구	양과동 26	644,159	9,480,000	1,868,000	7,612,000	122,024	85,416	2005-2017	156,200	46,860	109,340	0	870	27	미정	2,846,943	1,318,911	1,318,911	1,318,911				
대전	소계	1 개소	707,515	8,762,000	7,369,247	1,392,753	281,440	261,803		154,158	8,043	146,115	0	4,492	39		4,068,338	2,158,931	1,372,702	0	0	1,372,702	0	786,229
	유성구	불무로 186(금고동)	707,515	8,762,000	7,369,247	1,392,753	281,440	261,803	1996-2020	154,158	8,043	146,115	0	4,492	39	공원	4,068,338	2,158,931	1,372,702	0	0	1,372,702	0	786,229
울산	소계	2 개소	360,276	7,064,656	4,275,306	2,789,350	103,639	93,945		1,527	1,527	0	0	323	17		1,393,678	752,586	752,586	0	0	752,586	0	0
	남구	울산광역시 남구 처용로 524(성암동)	201,776	4,449,656	4,254,579	195,077	89,579	81,163	1994-2014	0		0		147	5	녹지, 공원 등	1,393,678	752,586	752,586			752,586		
		울산광역시 남구처용로 524(성암동) (증설)	158,500	2,615,000	20,727	2,594,273	14,060	12,782	2012-2027	1,527	1,527			176	12	녹지, 공원 등			0					
세종	소계	1 개소	5,569	21,635	19,238	2,397	4,980	3,984		3,414	1,500	1,914	0	150	2		0	0	0	0	0	0	0	0
	세종시	연기군 전동면 심동로 354	5,569	21,635	19,238	2,397	4,980	3,984	2009-2014	3,414	1,500	1,914	0	150	2	미정			0					
경기	소계	9 개소	706,198	8,285,336	3,428,117	4,857,219	109,598	99,512		177,513	52,837	60,355	64,321	7,977	51		0	0	0	0	0	0	0	0
	성남시	분당구 금곡동 385-4	69,260	1,106,100	802,648	303,452	21,587	29,941	1993-2020	11,071		11,071		200	2	공원			0					
	남양주시	별내면 광전리 1번지 일원	270,000	1,414,275	12,422	1,401,853	4,869	5,843	2011-2050	44,414	8,496	9,912	26,006	1,064	12	—			0					
	용인시	용인시 처인구 포곡읍 금어로 355	119,128	2,605,423	1,106,087	1,499,336	36,116	22,642	2011-2050	45,266	12,032	11,346	21,888	1,216	9				0					
	파주시	방촌로 1213-52	28,370	364,082	53,866	310,216	3,358	3,358	2002-2020	10,437	8,029	2,408	0	76	1	공원조성	0	0	0	0	0	0	0	0
	안성시	경기도 안성시 바우덕이로518(죽리동)	38,280	568,225	125,680	442,545	9,700	5,449	2002-2028	8,803	2,353	4,450	2,000	461	2	공원			0					
	여주시	강천면 웃실만이길 151	61,560	643,000	323,126	319,874	12,149	12,149	2001-2017	34,854	17,427	3,000	14,427	177	3	테마파크			0					
	연천군	청산면 초대로 160번길125	37,500	650,000	444,743	205,257	7,519	7,622	1994-2028	7,848	1,500	6,348		4,010	15	체육공원조성			0					
	가평군	경기도 가평군 가평읍 상색리 505	33,800	457,000	301,644	155,356	11,000	11,000	1996-2020	5,029	1,500	3,529		256	4	공원화			0					
	양평군	지평면 금의길 344	48,300	477,231	257,901	219,330	3,300	1,508	1997-2027	9,791	1,500	8,291		517	3	없음			0					
강원	소계	24 개소	1,202,476	16,416,722	11,164,241	5,252,481	421,495	385,974		348,861	103,258	235,982	9,621	11,343	154		0	0	0	0	0	0	0	0
	춘천시	신동면 혈동리 산235-1	143,040	2,642,357	2,083,927	558,430	33,918	17,155	1998-2015	59,004	16,792	42,212		1,300	13	미정			0					
	원주시	흥업면 사제리 산185	163,780	3,140,000	3,108,000	32,000	63,000	74,634	1995-2014	14,117	6,124	7,993		905	17	공원			0					
	강릉시	강동면 임곡로 557-13	241,000	2,206,000	1,737,696	468,304	123,969	99,175	2000-2021	41,740	17,370	24,370		1,929	13	공원 등			0					
	동해시	망상동 1번지	86,460	1,775,986	562,018	1,213,968	48,852	27,680	1999-2028	41,230	9,969	31,261		162	4	공원화			0					
	태백시	통동 336-1	29,590	430,000	326,876	103,124	13,457	19,375	2002-2014	14,067	5,728	8,339		1,246	16	공원조성			0					
	속초시	대포동 2-1번지	103,093	1,570,556	739,241	831,315	4,978	11,699	1992-2040	26,106	7,809	18,297		319	17	공원			0					
	삼척시	남양동 산33	69,504	1,266,822	571,138	695,684	13,818	17,930	1998-2015	10,750	3,057	7,693		670	9	조림			0					
		도계읍 늑구리 산187-1	25,291	314,778	254,600	60,178	12,300	16,000	1994-2010	3,000	1,500	1,500		325	4	조림			0					
		원덕읍 월천리 산1-1	17,857	171,677	88,500	83,177	2,400	6,900	1995-2030	2,365	1,500	865		275	2	조림			0					
		근덕면 교곡리 산62-1	19,427	168,900	76,400	92,500	4,600	5,900	1994-2036	10,636	2,792	7,844		274	3	조림			0					
	홍천군	홍천읍 하오안리 249-1	41,565	415,000	245,000	170,000	5,187	4,848	2002-2028	22,329	3,000	19,329		168	3	수목식재			0					
	횡성군	횡성읍 학오로 89	32,778	238,000	62,826	175,174	11,802	10,288	2006-2034	17,503	6,317	11,186		170	4	공원조성			0					
	영월군	북면 영월로 1339-43	28,879	307,352	75,315	232,037	5,930	8,372	2004-2040	14,803	3,000	11,803		444	4	공원			0					
	평창군	평창군 미탄면 서동로 3391-27	13,541	120,168	25,442	94,726	1,511	1,633	2007-2021	9,186	1,500	7,686		1,000	5	수목식재			0					
	정선군	남면 광덕리 365	28,500	412,000	315,810	96,190	26,413	17,696	1997-2036	4,309	1,800	634	1,875	756	12	미정			0					
	철원군	철원읍 율이리 500	16,790	117,000	72,061	44,939	8,000	7,147	2007-2018	11,976	3,000	1,500	7,476	96	3	공원			0					
	화천군	하남면 논미리 64번지	26,000	257,000	200,918	56,082	12,255	12,255	1997 - 2022	5,191	3,000	2,191		80	2	체육시설			0					

구분		소 재 지	총매립지 면적 (㎡)	총매립 용량 (㎥)	기매립량(㎥) (2013년까지 전체 누적)	잔여매립 가능량(㎥)	2013년 매립량		사용기간 (년-년)	설치비(백만원)				연간유지 관리비 (백만원)	매 립 지 관리인원(명)	매 립 후 이용계획	매립가스에너지 에너지 이용 실태							
																	발생가스(LFG) 포집량		메탄가스(CH_4) 활용량					
																	발생가스 총포집량 (N㎥/년)	발생가스 총 포집량 중 메탄가스량 (N㎥/년)	에너지생산					에너지생산 외
시도	시군구						(㎥)	(톤)		계	국 비	지방비	기타						총활용량 (N㎥/년)	발전 (N㎥/년)	냉난방 (N㎥/년)	가스공급 (N㎥/년)	기타 ( )	( ) (N㎥/년)
강원	양구군	남면 창리 산84	11,511	165,936	130,710	35,226	2,810	2,007	1998-2017	2,367	1,500	657	210	219	3	수목식재			0					
		동면 임당리 31-2	9,236	11,610	6,280	5,330	420	300	1998-2021	250		230	20	13	2	수목식재			0					
		방산면 칠전리 139	7,114	9,954	9,950	4	50	-	1998-2014	258		238	20	23	2	수목식재			0					
		해안면 후리 58	9,918	4,311	4,280	31	280	200	2000-2016	249		229	20	3	2	수목식재			0					
	인제군	북면 금강로221	52,488	500,741	351,417	149,324	18,958	16,301	1998-2033	11,325	3,000	8,325	0	611	7	체육시설			0					
	고성군	죽왕면 향목리 225	14,190	78,050	76,279	1,771	2,996	6,085	2003 - 2014	5,800	1,500	4,300		270	4	공원			0					
	양양군	양양읍 되넘이길 80	10,924	92,524	39,557	52,967	3,591	2,394	2008-2016	20,300	3,000	17,300		85	3	공원녹지			0					
충북	소계	13 개소	438,719	5,393,650	3,570,996	1,822,654	150,309	128,654		143,471	41,344	102,127	0	4,451	55		2,213,800	1,106,900	1,106,900	1,106,900	0	0	0	0
	청주시	청원군 강내면 학천리 산 83	105,900	1,454,000	1,389,725	64,275	29,534	48,152	2001-2015	18,300	5,490	12,810	0	1,160	15	공원	2,213,800	1,106,900	1,106,900	1,106,900				
	충주시	대소원면 두정두담길 60	62,296	1,258,079	718,070	540,009	23,902	18,529	1999-2033	23,968	7,047	16,921		528	4	공원	0	0	0					
	제천시	신동 625	29,380	259,410	172,587	86,823	29,330	22,507	2007-2018	26,956	8,087	18,869		289	5	확장매립			0					
	보은군	보은읍 용암리 산37	13,193	130,036	125,700	4,336	2,190		1992-2015	2,675	767	1,908		250	8				0					
	보은군	속리산면 갈목리 산19-3	11,060	86,800	22,500	64,300	1,460		1996-2026	1,850	1,200	650		60	3				0					
	옥천군	옥천군 군북면 이평 1길 199	38,006	561,573	333,780	227,793	6,914	5,387	1998-2051	6,312	2,450	3,862		538	3	공원			0					
	영동군	용산면 남부로 621-39	9,270	46,540	7,348	39,192	2,948	2,446	2010-2018	12,435	3,612	8,823		296	2	녹지			0					
		영동읍 설계리 산3-1	18,441	118,342	111,784	6,558	4,784	3,970	2001-2017	5,914	2,136	3,778		50	1	녹지			0					
	증평군	증평군 도안면 천광길 125	58,100	363,061	300,870	62,191	9,052	12	1994-2017	5,967	787	5,180		81	3				0					
	진천군	진천군 이월면 노원리1003-48	9,918	28,500	17,103	11,397	0	0	1995-2015	687	0	687	0	69	1	산림녹지	0	0	0					
	음성군	충북 음성군 맹동면 통동리 산18	36,654	457,306	53,869	403,437	9,495	11,394	2010-2035	24,958	6,768	18,190		834	1		0	0	0					
	괴산군	괴산읍 능촌리 465	32,400	527,000	232,375	294,625	11,140	10,414	1999-2022	6,103	1,500	4,603		97	6	녹지조성			0					
	단양군	매포읍 하괴리 416	14,101	103,003	85,285	17,718	19,560	5,843	2002-2014	7,346	1,500	5,846	0	199	3	확장매립	0	0	0	0	0	0	0	0
충남	소계	16 개소	628,462	7,429,149	3,899,774	3,529,375	247,626	158,496		192,688	38,833	153,655	200	7,516	61		0	0	0	0	0	0	0	0
	천안시	동남구목천읍응원리267	107,906	2,120,837	731,789	1,389,048	53,173	41,220	2003-2032	31,200	8,300	22,900		1,648	8	공원화			0					
	공주시	공주시 검상동 산 7-4	45,250	787,260	496,361	290,899	8,481	3,855	1999-2031	11,483	3,445	8,038		340	2	녹지공원조성			0					
	보령시	남곡동 산 127-1	61,261	739,056	667,001	72,055	12,076	10,880	1999-2021	19,025	4,756	14,269	0	355	3	공원화	0	0	0	0	0	0	0	0
	아산시	아산시 구성리 282-3	11,158	88,000	88,000	0	0	0	2008-2010	2,900	624	2,276		374	4	공원화			0					
	서산시	대산읍 대죽리 715	32,057	182,129	182,129	0	0	0	2009-2012	1,891	567	1,324	0	1,100	3	안정화			0					
		양대11로 100	17,600	124,800	61,258	63,542	46,329	23,164	2012-2016	10,967	1,464	9,503	0	409	6	안정화			0					
	논산시	은진면 버들길 137	54,300	600,894	234,856	366,038	16,097	16,097	2002-2027	12,246	2,400	9,846		150	6	공원화			0					
	계룡시	계룡시 두마면 제1산업단로 67	13,872	190,000	136,943	53,057	31,648	241	2000-2054	5,613	866	4,747		147	3	공원			0					
	당진시	송산면 가곡리 499	71,786	683,887	423,978	259,909	31,062	27,001	2000-2026	31,729	3,000	28,729		567	7	공원화			0					
	금산군	추부면 용지리 430	15,385	148,937	134,394	14,543	11,526	9,372	2007-2019	7,267	1,500	5,567	200	662	5				0					
	부여군	세도면 수고리 611	51,713	539,100	253,965	285,135	15,948	7,974	1997-2037	6,237	2,245	3,992		211	6	공원	0	0	0	0	0	0	0	0
	서천군	비인면 관리 547-1	37,498	292,400	159,400	133,000	9,000	4,501	1994-2040	10,200	1,500	8,700	0	440	3	미수립	0	0	0	0	0	0	0	0
	청양군	청양읍 충절로 1012-66	14,393	101,000	62,005	38,995	98	98	2004-2028	4,500	2,166	2,334		65	1	녹지조성			0					
	홍성군	홍북면 증계리 525	49,464	338,498	214,413	124,085	8,575	8,072	1997-2016	14,898	3,000	11,898		878	1				0					
	예산군	대흥면 차동로 1661-157(대률리 산51-1)	26,443	326,351	35,244	291,107	1,140	3,885	2004-2028	16,343	1,500	14,843		50	1				0					
	태안군	태안읍 삭선길 354	18,376	166,000	18,038	147,962	2,473	2,136	2000 - 2020	6,189	1,500	4,689	-	120	2	체육시설 및 공원용지			0					
전북	소계	14 개소	855,068	8,388,934	6,113,916	2,275,018	311,116	217,570		207,424	62,124	115,713	29,587	4,418	67		2,628,000	1,051,200	725,024	725,024	0	0	0	326,176
	전주시	완주 이서면 선비로 1363-92	135,000	1,925,000	1,924,072	928	0	0	2006 - 2020	31,200		31,200		100	2				0					
		완주 이서면 선비로 1363-92	86,700	990,000	365,290	624,710	48,451	47,270	2006 - 2044	14,000	3,300	10,700		902	8				0					
	군산시	내초동201-7새만금북로630-28	238,700	2,562,000	1,989,220	572,780	79,990	72,390	1996-2017	41,888	11,901	400	29,587	316	13	소각시설설치	2,628,000	1,051,200	725,024	725,024				326,176
	익산시	익산시 부송동 146	15,841	156,616	38,423	118,193	9,271	12,053	2009-2016	10,280	0	10,280	0	149	3	녹지, 체육시설			0					
	정읍시	정읍 영파동 399-1	118,180	688,757	314,595	374,162	24,822	7,446	1998-2031	11,142	4,257	6,885		370	4	공원화			0					
	남원시	대산면 대곡리 311	54,100	603,850	471,096	132,754	80,246	40,256	200-2017	16,925	4,590	12,335		509	5	공원			0					
	완주군	비봉면 율백로194-38	7,600	44,000	34,077	9,923	0	0	1996.7.1~현재	918	0	918	0	67	5	재활용선별장	0	0	0	0	0	0	0	0
	진안군	진안읍 구룡리 472-1	19,491	270,000	182,595	87,405	5,646	5,646	1997-2030	3,777	126	3,651		400	2	공원화			0					
	무주군	적상면 구리골로 218-70	27,231	280,000	179,520	100,480	7,520	5,050	2003-2026	16,891	3,450	13,441		377	4	공원화	-	-	0	-	-	-	-	-
	장수군	장수군 장계면 금곡리 산7	23,223	110,000	47,554	62,446	11,315	5,658	2007-2018	7,839	1,500	6,339		279	2	수목식재			0					
	임실군	전북 임실군 관촌면 관진로 233	16,000	168,789	138,684	30,105	3,187	3,187	98-'22년	3,572	0	3,572	0	344	11	잡종지	0	0	0	0	0	0	0	0
	순창군	팔덕면 월곡 37-1	21,745	173,000	121,121	51,879	4,220	4,220	1992-2020	34,584	30,000	4,584		200	2	공원			0					
	고창군	고창군 아산면 인천강변로201-95	67,257	230,922	191,399	39,523	21,324	4,443	2003-2022	10,563	1,500	9,063		315	3	공원			0					
	부안군	줄포면 줄포리 1034-18	24,000	186,000	116,270	69,730	15,124	9,951	2006 ~ 2017	3,845	1,500	2,345		90	3	공원화			0					

구분		소 재 지	총매립지 면적 (㎡)	총매립 용량 (㎥)	기매립량(㎥) (2013년까지 전체 누적)	잔여매립 가능량(㎥)	2013년 매립량		사용기간 (년-년)	설치비(백만원)				연간유지 관리비 (백만원)	매 립 지 관리인원(명)	매 립 후 이용계획	매립가스에너지 에너지 이용 실태							
																	발생가스(LFG) 포집량		메탄가스(CH_4) 활용량					
																	발생가스 총포집량 (N㎥/년)	발생가스 총 포집량 중 메탄가스량 (N㎥/년)	에너지생산					에너지생산 외
시도	시군구						(㎥)	(톤)		계	국 비	지방비	기타						총활용량 (N㎥/년)	발전 (N㎥/년)	냉난방 (N㎥/년)	가스공급 (N㎥/년)	기타 ( )	( ) (N㎥/년)
전남	소계	58 개소	1,618,335	16,630,388	9,957,032	6,673,356	327,997	307,126		273,657	89,492	163,781	20,384	41,796	210		8,961,795	5,108,100	4,353,100	4,353,100	0	0	0	0
	목포시	목포시 대양동 694-1	180,000	2,897,000	2,195,167	701,833	91,936	61,291	95.2-완료	22,300	6,488	15,812	0	10,592	13	공원화	4,323,200	2,161,600	2,161,600	2,161,600				
	여수시	충민사길 252(만흥동)	170,353	3,255,000	2,033,636	1,221,364	45,785	45,785	97-2020	13,359	5,399	7,960	0	8,898	20	체육공원	1,363,375	436,280	436,280	436,280				
		진달래길 310-157(월내동)	67,775	1,500,000	1,018,744	481,256	27,344	27,344	94-2013	5,715	1,086	4,629			6	근린공원			0					대기확산
		삼산면 삼호교길 11-75	640	2,112	350	1,762	163	136	11-2021	1,641	739	902		100	3	미정			0					대기확산
		삼산면 초도로 317	1,000	3,258	1,292	1,966	152	127	08-2028	1,663	1,090	573		100	2	미정			0					대기확산
		화정면 월향윗길 1-38	1,200	2,940	384	2,556	54	45	08-2028	1,807	1,100	707		150	3	미정			0					대기확산
		남면 금오서부로 128-33	1,008	5,870	47	5,823	47	39	12-2032	2,100	500	1,600		100	3	미정			0					대기확산
	순천시	순천시 해촌길35(왕지동)	95,450	2,112,000	2,055,988	56,012	56,975	58,183	1991-미정	13,749	2,649	11,100		1,497	6	미정	1,745,220	1,745,220	1,745,220	1,745,220				
	나주시	공산면 무숙로 175-268	23,000	291,000	274,105	16,895	11,185	7,830	2004-2015	15,361	4,537	10,824		220	6	공원조성			0					
	광양시	광양읍 죽림리 산128-1	133,100	3,145,291	909,862	2,235,429	31,288	44,698	1996 ~ 2037	36,302	10,891	25,411		15,000	4	주민 편의시설	1,530,000	765,000	10,000	10,000				
	담양군	전남 담양군 담양읍 태봉로 228-73	110,354	304,269	219,728	84,541	10,620	10,620	93-16	3,844	1,500	2,344		509	6				0					
	곡성군	곡성읍 곡고로 98-157	17,400	89,900	86,200	3,700	0	0	2001-2012	2,200	1,500	700		2	1	초지조성			0					
	구례군	용방면 광의철쭉동산로 180	16,750	231,870	220,270	11,600	0	0	1998-2012	2,243	1,500	308	435	228	1	공공시설	-	-	0	-	-	-	-	-
	고흥군	고흥읍 호형리 1164번지	22,000	305,000	193,795	111,205	5,360	5,360	2000 ~ 2020	4,900	1,500	2,800	600	460	5	공공용지			0					
		도양읍 용정리 1977-1번지	18,073	271,764	7,056	264,708	1,672	1,672	2007 ~ 2062	5,176	1,500	3,676		140	2	공공용지			0					
	보성군	보성읍 용문리 616-1	5,130	51,577	48,296	3,281	508	423	01 ~ '16	2,681	1,500	1,181		35	1	공공용지			0					
		벌교읍 영등리 산7번지	4,950	27,000	3,035	23,965	780	650	09. ~ '22	4,515	1,500	3,015		12	1	공공용지			0					
	화순군	화순군 한천면 덕음로 548	42,810	301,000	48,217	252,783	9,517	9,327	2009-2028	10,600	1,900	8,700	0	382	10	공원조성			0					
	장흥군	부산면 부춘리 83	54,000	238,000	154,300	83,700	4,800	4,800	1998-2024	7,279	3,000	4,279		206	1	미정			0					
		회진면 회진리 1411	12,536	72,000	17,600	54,400	775	775	2003-2033	7,262	3,000	4,262		112	1	미정			0					
	강진군	강진읍 남당로 97-73	8,000	40,000	12,472	27,528	2,336	2,336	2006-2018	12,212	6,106	1,500	4,606	60	1	공원조성			0					
	해남군	해남읍 복평리 891	49,518	336,000	136,606	199,394	2,095	2,993	2000-2029	5,331	300	5,031		360	4	공원화			0					
	영암군	영암군 삼호읍 나불로 434	205,050	143,800	10,238	133,562	2,202	2,202	2009 ~ 2060	10,304	1500	8804		45	2				0					
	무안군	무안군 무안읍 성동리 56-8번지	22,055	293,466	25,461	268,005	8,540	7,117	2008-2013	16,938	2,096	99	14,743	236	3	공원화	0	0	0	0	0	0	0	0
	함평군	함평읍 주포로 170-9	25,368	146,000	73,689	72,311	2,788	2,788	2000-2015	5,586	4154	1432		172	3	공원			0					
	영광군	홍농읍 홍농로8길 214	22,234	144,000	24,030	119,970	1,150	660	2007-2029	8,752	1,500	7,252	0	96	7	공원	0	0	0	0	0	0	0	0
	장성군	장성군 황룡면 월령리 방골길 19-62	129,983	129,983	101,162	28,821	1,912	1,912	1996-2024	2,334	135	2,199	0	113	3				0					
	완도군	완도읍 망석리 산1	112,016	82,125	6,168	75,957	2,168	2,168	2011-2026	22,900	9,100	13,800	0	350	8	화원단지			0					
		금일읍 신구리 1562	700	1,073	979	94	130	130	2002-2013	1,004	703	301	0	4	2	화원단지			0					
		노화읍 이포리 90	850	3,000	270	2,730	90	90	2011-2031	1,500	1,500	0	0	4	2	화원단지			0					
		신지면 대곡리 1492-1	1,000	3,442	1,806	1,636	30	30	2005-2011	995	377	618	0	3	2	화원단지			0					
		고금면 도남리 789	468	947	723	224	120	120	2004-2017	432	302	130	0	3	2	화원단지			0					
		약산면 해동리 255	600	1,279	1,265	14	110	110	2004-2017	610	500	110	0	3	2	화원단지			0					
		청산면 신흥리 305	476	1,212	743	469	110	110	2005-2017	476	454	22	0	3	2	화원단지			0					
		소안면 미라리 1057	600	2,127	997	1,130	120	120	2005-2017	533	500	33	0	3	2	화원단지			0					
		금당면 육산리 840	800	2,156	945	1,211	110	110	2004-2017	482	337	145	0	3	2	화원단지			0					
		보길면 예송리 산30	900	3,104	945	2,159	120	120	2006-2017	994	500	494	0	3	2	화원단지			0					
		생일면 금곡리 산15	600	2,127	820	1,307	100	100	2005-2017	759	500	259	0	3	2	화원단지			0					
	진도군	군내면 덕병리 1173	11,210	69,930	10,718	59,212	2,032	2,032	2006-종료시	6,293	1,500	4,793	0	50	3	없음			0					
		조도면 창유리 2790	1,859	4,915	1,260	3,655	30	30	2005-종료시	1,515	1,264	251	0	4	1	없음			0					
		의신면 연주리 1030	3,657	10,656	8,524	2,132	0	0	2002-종료시	273	0	273	0	7	1	없음			0					
		조도면 서거차도 산1-6	92	202	3	199	0	0	2010-종료시	78	78	0	0	2	1	없음			0					
		조도면 관매도 156	92	202	1	201	0	0	2011-종료시	78	78	0	0	2	1	없음			0					
	신안군	지도읍 봉리 363-2	1,400	7,000	472	6,528	115	115	1997-종료시종료시	110	0	110	0	105	6	공원조성			0					
		증도면 증동리 24-35	1,600	4,438	568	3,870	105	105	2007-종료시	793	302	491	0	98	5	공원조성			0					
		임자면 도찬리 산149	1,760	7,000	1,199	5,801	260	260	1997-종료시	96	0	96	0	102	5	공원조성			0					
		자은면 백산리 산271	4,200	9,739	5,859	3,880	223	223	1995-종료시	88	0	88	0	95	3	공원조성			0					
		비금면 죽림리 41	4,060	8,999	6,259	2,740	270	270	1996-종료시	64	0	64	0	95	3	공원조성			0					
		도초면 이곡리 14-1	3,360	7,450	4,144	3,306	222	222	1999-종료시	407	284	123	0	115	5	공원조성			0					
		흑산면 예리 산4	9,900	14,525	9,727	4,798	355	355	1996-종료시	231	83	148	0	125	5	공원조성			0					
		흑산면 가거도리582-10	631	1,440	30	1,410	25	25	2011-종료시	2,754	1,500	1,254	0	50	2	공원조성			0					
		하의면 오림리 14-8	936	2,357	1,344	1,013	95	95	2002-종료시	465	0	465	0	115	3	공원조성			0					
		신의면 상서리 산281-1	1,800	3,772	2,395	1,377	105	105	1999-종료시	430	400	30	0	96	3	공원조성			0					

구분		소 재 지	총매립지 면적 (㎡)	총매립 용량 (㎥)	기매립량(㎥) (2013년까지 전체 누적)	잔여매립 가능량(㎥)	2013년 매립량		사용기간 (년-년)	설치비(백만원)				연간유지 관리비 (백만원)	매 립 지 관리인원(명)	매 립 후 이용계획	매립가스에너지 에너지 이용 실태							
																	발생가스(LFG) 포집량		메탄가스(CH_4) 활용량					
																	발생가스 총포집량 (N㎥/년)	발생가스 총 포집량 중 메탄가스량 (N㎥/년)	에너지생산					에너지생산 외
시도	시군구						(㎥)	(톤)		계	국 비	지방비	기타						총활용량 (N㎥/년)	발전 (N㎥/년)	냉난방 (N㎥/년)	가스공급 (N㎥/년)	기타 ( )	( ) (N㎥/년)
전남	신안군	장산면 오음리 825-4	2,310	4,099	2,150	1,949	89	89	1999-종료시	364	250	114	0	98	3	공원조성			0					
		안좌면 한운리 산174	2,960	6,905	2,180	4,725	115	115	1999-종료시	450	310	140	0	94	3	공원조성			0					
		팔금면 이목리 371	806	2,618	1,545	1,073	80	80	2003-종료시	424	0	424	0	90	3	공원조성			0					
		암태면 신석리 940	5,455	14,051	6,899	7,152	295	295	1996-종료시	79	0	79	0	95	3	공원조성			0					
		압해면 신장리 51-2	1,500	7,398	4,364	3,034	389	389	2003-종료시	1,826	0	1,826	0	151	5	공원조성			0					
경북	소계	38 개소	1,028,558	14,283,396	6,573,126	7,710,270	336,931	222,445		323,761	85,322	236,033	2,406	10,777	153		0	0	0	0	0	0	0	0
	포항시	남구 호동 산38	99,295	2,070,000	1,072,211	997,789	95,511	59,694	1996-2030	27,222	5,757	21,465		2,010	20	공원조성	측정불가		0					
		북구 죽장면 지동리 산49-1	3,360	20,590	13,583	7,007	298	186	1999-2030	838		838		10	1	공원조성	측정불가		0					
		북구 신광면 토성리 산5-2	4,158	28,570	16,100	12,470	0	0	2001-2025	1,023		1,023		0	0	초지조성	측정불가		0					
	경주시	천군동 산270-1	92,580	1,508,603	1,466,825	41,778	6,346	2,556	1996-2016	11,236	3,243	7,993		913	17	녹지조성			0					
		서면 서오리 산11	5,120	37,950	20,058	17,892	750	500	2000-2029	2,841		2,841		97	2	녹지조성			0					
	김천시	개령면 서부리 616	25,378	173,823	36,006	137,817	4,935	7,896	2008-2023	5,720	1,325	4,395		135	2	녹지조성	측정불가		0					
	안동시	수하동 693	56,500	1,278,000	1,174,746	103,254	5,110	7,665	1995-2014	11,946	4,329	7,617		828	6	공원조성	측정불가		0					
	구미시	산동면 백현리 산177-1	68	1,142,516	77,977	1,064,539	24,205	15,508	2011-2066	52,539	12,907	39,632		730	6	공원조성	0	0	0					
	영주시	문수면 권선리 산2	143,900	2,609,000	895,991	1,713,009	52,867	37,763	1999-2018	19,979	6,424	13,555		400	6	휴식공원			0	해당없음				
	영천시	바깥완산길 433	17,700	186,300	133,085	53,215	736	368	2004-2033	24,627	6,488	18,139		750	3	공원화	측정불가		0					
	상주시	사벌면 퇴강리 680	1,600	5,100	4,400	700	0	0	1999-2016	231		231							0					
		중동면 죽암리 190	18,000	60,000	24,737	35,263	3,851	3,937	2005-2022	7,420	2,127	5,293		8	1				0					
		모동면 덕곡리 1182	1,900	6,200	4,320	1,880	226	250	1999-2025	135		135		2					0					
	문경시	문경시 공평동 산71	114,000	1,814,000	187,616	1,626,384	13,126	10,501	2006-2162	21,786	6,526	15,260		70	5	공원			0					
	경산시	남산면 남곡리 산97-1	62,380	792,445	328,044	464,401	62,685	32,648	2006-2022	39,018	10,504	28,514		1,000	11	공원녹지조성	측정불가		0					
		용성면 부제리 산93	812	2,400	1,200	1,200			1999-2022	270		270		15	1	산림조성	측정불가		0					
		남천면 하도리 800	451	2,200	1,080	1,120			1999-2022	499		499		15	1	산림조성	측정불가		0					
		하양읍 사기리 산1	2,800	13,400	12,989	411			1999-2015	1,969		1,969			8	산림조성	측정불가		0					
	군위군	군위읍 내량길 150	9,000	40,000	6,540	33,460	2,613	2,613	2011-2027	11,500	1,500	10,000		361	2	공원조성			0					
	의성군	의성읍 동부로 3085	13,713	124,735	58,907	65,828	2,237	3,355	2002-2023	6,061	3,000	3,061		163	5	잔디식재	측정불가		0					
		금성면 군위금성로 1009-63	3,300	10,750	9,935	815	999	1,498	2002-2016	421		421		52	1	잔디식재	측정불가		0					
		다인면 용무2길 92-87	6,400	13,140	10,677	2,463	1,045	1,567	2000-2016	3,600	1,500	2,100		64	1	잔디식재	측정불가		0					
	청송군	진보면 참막길 39-207	13,722	70,800	59,375	11,425	1,728	864	2002-2015	4,656	1,500	750	2,406	346	3	잔디식재			0					
	영양군	영양읍 전곡리 산96-1	40,836	442,609	28,455	414,154	6,573	4,970	2006-2055	9,077	1,500	7,577	0	201	5				0					
	영덕군	강구면 하저리 산103	15,864	162,716	71,996	90,720	6,996	3,498	2007-2023	9,800	1,500	8,300		500	14	잔디식재	측정불가		0					
		영해면 벌영리 산27	11,717	63,465	5,584	57,881	5,584	2,792	2014-2027	3,286	1,500	1,786		100	1	잔디식재	측정불가		0					
	청도군	매전면 중앙로 84-460	17,850	187,330	61,895	125,435	920	558	2002-2035	8,500	1,500	7,000	0	190	7	공원조성			0					
	고령군	쌍림면 쌍쌍로 346	21,793	197,963	102,509	95,454	7,191	2,957	1997 - 2044	4,137	2,350	1,787		247	3	인근지역 매매	대기확산		0					
	성주군	성주읍 삼산3길 73	18,409	134,331	58,380	75,951	3,195	2,181	2004-2028	8,590	2,850	5,740		277	3	녹지	해당없음		0					
	칠곡군	왜관읍 금산리 산44-2	13,700	173,100	83,000	90,100	0	0	2008-2027	3,000	1,500	1,500		32		녹지			0					
		석적읍 중지리 산1-7	4,850	38,860	34,660	4,200	2,000	1,200	2002-2016	800		800		32	1	녹지			0					
	예천군	예천읍 청복리 645	순환형매립장 정비			0	0	0	1990-	0									0					
		용문면 능천리 32	2,291	8,300	8,260	40	0	0	1996-2012	70		70		2	1	녹지조성	측정불가		0					
		용궁면 덕계리 692	3,765	7,300	7,300	0	0	0	1998-2012	70		70		3	1	녹지조성	측정불가		0					
		개초면 우감리 97	3,600	21,970	10,700	11,270	400	250	1999-2019	380		380		20	1	녹지조성	측정불가		0					
	봉화군	파인토피아로 1131	33,400	379,900	187,671	192,229	20,394	10,132	2002-2025	7,070	1,500	5,570	-	158	7	양묘장 조성			0					
	울진군	북면 나곡리 산13-4	37,466	348,150	189,800	158,350	4,310	2,993	2004-2034	13,309	3,992	9,317		774	4	공원조성	측정불가		0					
	울릉군	울릉읍 사동리 49-5	106,880	106,880	106,514	366	100	1,545	1082-2014	135		135		272	3	임야조성			0					
경남	소계	27 개소	2,025,486	23,505,914	11,088,790	12,417,124	469,728	364,824		328,970	71,385	237,235	20,350	11,255	129		3,223,648	1,555,536	1,735,698	1,735,698	0	0	0	0
	창원시	성산구 공단로 788번길 97	163,174	3,810,537	2,116,311	1,694,226	38,898	38,898	1991-2060	8,716		8,716		747	7	공원			0					
		마산합포구 가포로615-119	161,170	3,254,000	1,914,139	1,339,861	45,877	36,701	1995-2050	14,980	2,516	12,464		1,266	10	공원/체육시설	375,898	195,730	375,898	375,898				
		진해구 천자로 101	99,640	875,000	466,503	408,497	9,763	9,211	2001-2023	32,806	11,996	1,960	18,850		4	지연녹지			0					
		성산구 적현로279번길 182(적현동)	63,699	606,900	399,126	207,774	35,481	29,937	2003-2018	13,065		13,065		331	3	공원 및 주차장			0					
	진주시	내동면 유수리 산 290 일원	793,909	5,854,955	2,482,876	3,372,079	71,714	64,491	95 - 종료시	35,786	7,947	27,839	0	1,590	20	초지	2,847,750	1,359,800	1,359,800	1,359,800	0	0	0	0
	통영시	통영시 평인일주로 1074-30	52,024	856,651	247,914	608,737	73,951	29,654	2010년-2030년	9,912	2,914	6,998	0	618	5	매립장재조성			0					
	사천시	사등동 62번지	72,774	1,040,000	243,450	796,550	22,925	17,270	2002-2057	17,333	3,235	14,098	0	532	8	공원조성	0	0	0	0	0	0	0	0
	김해시	진영읍 김해대로 832-59	46,989	685,069	371,820	313,249	47,291	47,291	2000-2020	7,032	2,038	4,994	0	494	3	공원	0	0	0	0	0	0	0	0
	밀양시	무안면 마흘리 산216-1	37,865	432,211	151,290	280,921	5,120	5,120	1998-2070	19,951	5,745	14,206		581	8	초지			0					

구분		소 재 지	총매립지 면적 (㎡)	총매립 용량 (㎥)	기매립량(㎥) (2013년까지 전체 누적)	잔여매립 가능량(㎥)	2013년 매립량		사용기간 (년-년)	설치비(백만원)				연간유지 관리비 (백만원)	매 립 지 관리인원(명)	매 립 후 이용계획	매립가스에너지 에너지 이용 실태							
																	발생가스(LFG) 포집량		메탄가스(CH_4) 활용량					
																	발생가스 총포집량 (N㎥/년)	발생가스 총 포집량 중 메탄가스량 (N㎥/년)	에너지생산					에너지생산 외
시도	시군구						(㎥)	(톤)		계	국 비	지방비	기타						총활용량 (N㎥/년)	발전 (N㎥/년)	냉난방 (N㎥/년)	가스공급 (N㎥/년)	기타 ( )	( ) (N㎥/년)
경남	거제시	하청면 한내8길 96	59,400	1,033,493	519,443	514,050	30,531	30,531	2002-2035	32,880	9,169	23,711		612	9	공원	0	0	0	0	0	0	0	0
	양산시	양산시 유산공단10길 111	235,000	3,019,890	1,260,533	1,759,357	39,347	17,066	1995-2072	34,582	6,325	28,257		472	11	체육시설 및 공원	0	6	0	0	0	0	0	0
	의령군	의령군 대의면 의령대로 224-211	27,168	214,925	88,948	125,977	2,800	2,482	1999-2034	5,194	1,500	3,694	0	553	6	녹지			0					
	함안군	함안군 가야읍 함마대로 1276	10,727	56,200	6,159	50,041	1,216	1,216	2009-2034	9,256	1,500	7,756	0	22	2	녹지			0					
	창녕군	창녕군 창녕창마로 337-134	10,990	86,787	37,246	49,541	2,536	1,691	2008-2026	11,500	1,500	10,000	0	163	2				0					
	고성군	삼산면 대독1길 124	13,275	85,234	68,177	17,057	1,829	1,280	2003-2014	7,061	1,500	5,561	0	199	4	공원			0					
	남해군	남해군 남해읍 남변리10-1	20,726	207,184	129,759	77,425	2,233	2,010	2002-2018	7,500	0	7,500	0	1,020	7	생태공원			0					
	하동군	하동군 금성면 해안로 198	22,300	154,000	105,643	48,357	9,267	9,274	2004-2024	10,789	3,000	7,789	0	706	2	체육공원			0					
	산청군	산청군 생비량면 진산로 2192-77	21,425	407,200	78,163	329,037	7,565	7,428	2004-2043	10,600	1,500	8,600	500	232	5	공원			0					
	함양군	함양군 함양읍 이은리 산96-8	14,710	96,863	85,333	11,530	8,954	4,745	2002-계속	3,573	1,500	2,073		392	4	임야			0					
		함양군 함양읍 이은리 산 23-1	12,946	100,450	0	100,450	0	0	2013-계속	10,000	1,500	8,500		0	0	임야			0					
		함양군 함양읍 이은리 산36-1	10,403	96,015	44,713	51,302	450	560	2002~계속	293		293		45	1	임야			0					
	거창군	거창읍 양평리 272	23,705	274,555	191,590	82,965	6,144	3,687	1999-2034	8,849	3,000	5,849	0	56	1	녹지			0					
		신원면 구사리 1625-4(건)	17,225	24,852	19,693	5,159	481	770	1998-매립종료시	300	0	300	0	20	1	초지			0					
	합천군	야로면 구정묵촌길 285	11,000	76,716	9,844	66,872	1,575	866	2005-2027	5,100	0	4,100	1,000	96	2	초지			0					
		초계면 동부로 967-13	5,160	23,812	15,195	8,617	521	364	1999-2015	679	0	679	0	58	1	초지			0					
		대양면 합천대로 2586-51	11,500	87,000	13,799	73,201	2,579	1,805	2008-2037	6,670	1,500	5,170	0	332	2	초지			0					
		삼가면 소오3길 35-29	6,582	45,415	21,123	24,292	680	476	1999-2020	4,563	1,500	3,063	0	118	1	초지			0					
제주	소계	10 개소	316,484	2,915,824	2,305,049	610,775	106,453	128,548		70,388	22,041	48,347	0	4,108	33		2,341,579	842,968	842,968	842,968	0	0	0	0
	제주시	송이길 226 (회천동)	203,320	2,130,000	1,813,351	316,649	51,555	73,650	1992-2016	28,123	5,982	22,141		2,818	10	공원	2,341,579	842,968	842,968	842,968				
		한림읍 금능 농공길 105-45	20,500	98,236	62,738	35,498	6,542	6,542	2002-2017	6,721	1,500	5,221		143	4	조림			0					
		구좌읍 북촌12길 248	3,240	22,680	24,244	-1,564	2,771	2,771	1999-2014	2,536	1,415	1,121		138	4	조림			0					
		우도면 우도해안길 402-16	1,846	10,739	5,491	5,248	621	621	1999-2026	342		342		15	1	조림			0					
		추자면 대서6길 112	2,000	8,834	1,040	7,794	187	187	2009-2024	3,030	1,500	1,530		15	1	창고			0					
	서귀포시	서귀포시 산록남로 1241번길145	60,824	534,370	325,551	208,819	39,349	39,349	1997-2034	20,085	5,644	14,441		662	9	잔디및수목식재			0					
		남원읍 서성로 651번길 137	6,350	35,860	35,050	810	3,391	3,391	1995-2023	2,615	1,500	1,115		79	1	잔디및수목식재			0					
		성산읍 서성일로 513-111	5,362	21,755	19,070	2,685	834	834	1995-2029	2,436	1,500	936		69	1	잔디및수목식재			0					
		안덕면 산록남로 687	6,590	24,080	6,679	17,401	813	813	2002-2017	2,700	1,500	1,200		73	1	잔디및수목식재			0					
		표선면 중산간동로 4850-351	6,452	29,270	11,835	17,435	390	390	2001-2027	1,800	1,500	300		96	1	잔디및수목식재			0					

5. 폐기물 매립시설 현황

나. 자가처리업체

구분		업 체 명	대 표 자	소 재 지	총매립지 면 적 (㎡)	총매립 용 량 (㎡)	기매립량(㎥) (2013년 매립량 포함)	잔여매립 가 능 량 (㎥)	2013년매립량 (㎥)		사용기간 (년-년)	설치비 (백만원)	매 립 지 관리인원 (명)	매립후 이용계획
시도	시군구								(㎥)	(톤)				
전국	합계	33 업체		38 개소	13,819,463	129,372,262	80,382,910	48,989,352	836,854	6,692,783		733,620	119	
인천	소계	2 업체		2 개소	1,708,029	13,110,000	7,779,783	5,330,217	679,783	6,324,913		124,738	5	
	남구	㈜디씨알이	박홍준	아암대로287번길 7(학익동) 외	295,670	5,270,000	4,016,583	1,253,417	16,583	24,874	2010~2030	97,438	2	공원 및 체육시설
	옹진군	한국남동발전㈜영흥화력본부	본부장	영흥면 외리 1344	1,412,359	7,840,000	3,763,200	4,076,800	663,200	6,300,039	1999~2024	27,300	3	녹지
대전	소계	1 업체		1 개소	2,597	14,399	12,308	2,091	40	40		200	11	
	대덕구	한솔제지㈜	선우영석	대덕구 신일서로68번길 50	2,597	14,399	12,308	2,091	40	40	1997-종료시	200	11	매립 후 반출
울산	소계	3 업체		3 개소	56,060	425,846	357,925	67,921	47,519	72,468		3,780	6	
	남구	SK에너지㈜	신헌철	고사동 110	13,850	87,931	83,745	4,186	1,025	2,768	1991-2017	780	2	주차장 등
	울주군	대한유화㈜온산공장	이순규	온산읍 처용리 130	7,800	20,650	20,114	536	0	0	1999~종료시	400	1	사원복지시설
	울주군	코스모화학㈜	백재현	온산읍 원산리 893	34,410	317,265	254,066	63,199	46,494	69,700	2000~종료시	2,600	3	공원
세종	소계	1 업체		1 개소	1,550	6,828	0	6,828	0	0		245	2	
	세종시	㈜케이씨씨	김춘기	전의면 유천리 935	1,550	6,828	0	6,828	0	0	미사용	245	2	녹지조성
강원	소계	2 업체		2 개소	360,256	2,595,182	1,237,204	1,357,978	-350,295	-380,594		17,510	12	
	강릉시	한국남동발전㈜ 영동화력발전처 신회처리장	영동화력 발전처장	강동면 강동면 염전길 99	170,275	1,149,932	655,660	494,272	31,029	38,862	1993-2018	3,000	2	미정
	동해시	한국동서발전㈜동해화력발전처	동해화력 발전처장	공단9로 145	189,981	1,445,250	581,544	863,706	-381,324	-419,456	1998~2028	14,510	10	미정
충북	소계	2 업체		2 개소	17,161	95,091	81,624	13,467	348	387		210,500	5	
	충주시	코스모신조재	김재명	충북 충주시 목행동 315	12,161	75,800	73,000	2,800	0	0	1993~미정	210,000	3	체육시설
	제천시	대림비앤코㈜	대표이사	제천시 봉양읍 주포리 1-3	5,000	19,291	8,624	10667	348	387	1994-2025	500	2	체육시설
충남	소계	5 업체		7 개소	7,529,272	53,791,666	27,796,898	25,994,768	823,143	879,250		131,436	25	
	보령시	한국붕부발전㈜보령화력본부	본부장	오천면 오포리 1147, 영보리 743	800,700	7,796,342	7,596,639	199,703	0	0	1986-2030	9,788	1	
				주교면 고성리, 송학리 일원	1,724,664	13,313,585	3,439,780	9,873,805	475,844	475,844	2001-2019	54,948	1	
	당진시	현대제철㈜	대표이사	송악읍 북부산업로 1480	22,723	249,739	23,364	226,375	8,427	8,427	2010~2021	3,536	3	추후협의
		한국동서발전㈜당진화력	본부장	석문면 교로길 30	2,131,000	17,560,000	5,218,001	12,341,999	460,294	460,294	1999-2020	9,788	1	녹지조성(당진시청협의)
	서천군	한국중부발전 서천화력발전소	발전소장	서면 마량리 275-5	638,515	6,341,000	5,529,583	811,417	85,396	93,935	1989-2014	21,500	3	미수립
	태안군	한국서부발전㈜태안발전본부	본부장	원북면 방갈리 831	1,251,670	5,311,000	4,078,357	1,232,643	16,075	12,378	1993-2058	20,949	8	공공용지 활용
			본부장	원북면 방갈리 831	960,000	3,220,000	1,911,174	1,308,826	-222,893	-171,628	2008-2058	10,927	8	공공용지 활용
전북	소계	1 업체		1 개소	10,322	35,242	23,778	11,464	6,880	6,880		420	2	
	익산시	(사)황등농공단지운영관리협의회	고성용	황등면 율촌리 224외 10필지	10,322	35,242	23,778	11,464	6,880	6,880	2011-2013	420	2	원석및 제품 야적장
전남	소계	7 업체		7 개소	975,251	20,776,891	16,756,908	4,019,983	-46,372	-65,998		43,490	25	

구분		업 체 명	대 표 자	소 재 지	총매립지 면 적 (㎡)	총매립 용 량 (㎥)	기매립량(㎥) (2013년 매립량 포함)	잔여매립 가 능 량 (㎥)	2013년매립량 (㎥)		사용기간 (년-년)	설치비 (백만원)	매 립 지 관리인원 (명)	매립후 이용계획
시도	시군구								(㎥)	(톤)				
전남	여수시	GS칼텍스㈜	허동수	월내동 1404	16,883	160,000	145,052	14,948	0	0	1996-2014	1,680	3	녹지
		남해화학㈜	대표이사	낙포동 355-24	543,154	15,587,620	12,183,637	3,403,983	-31,515	-52,000	1977-2045	26,000	10	미정
		한국동서발전㈜ 호남화력발전처	발전처장	여수산단로 1203	359,044	4,720,940	4,221,435	499,505	-16,658	-16,658	1984-2016	12,184	1	발전소부지
	광양시	㈜포스코광양제철소	권오준	금호동 889 광양제철소내	40,000	244,657	159,202	85,455	553	1,443	1995-2037	711	3	녹지조성
	영암군	현대삼호중공업	황무수	삼호읍 용당리 1700	11,500	52,000	36,653	15,347	0		1997-2027	2,500	5	사용종료함 주차장활용
	함평군	행천자기㈜	우구형	학교면 월산리	1,070	4,335	4,335	0	1,060	1,060	1992-2014	15	1	공장용지
	영광군	한수원㈜한빛원자력본부	본부장	홍농읍 계마리 514	3,600	7,339	6,594	745	188	157	1993-2015	400	2	공원
경북	소계	5 업체		5 개소	717,884	10,739,674	7,187,658	3,552,016	256,944	436,574		73,354	10	
	포항시	포스코	정준양	남구 동촌동 5	705,042	10,658,000	7,129,037	3,528,963	256,681	436,358	2010-2020	70,054	5	공장조성
	경주시	마우나오션개발㈜	안병덕	양남면 신대리 산307-1	4,262	20,405	159	20,246	5	8	1999-2023	2,000	1	녹지조성
	구미시	㈜이앤이	최석림	구포동 538	7,400	56,334	54,193	2,141	253	203	2008-2015	1,150	1	공원조성
		계림요업(주)	유상정외1인	공단동 263	1,080	4,635	4,269	366	5	5	1996-2027	70	2	공원조성
		효성구미1공장	이상윤	시미동 169	100	300	0	300	0	0	2013.1.18폐쇄	80	1	2013.1.18폐쇄
경남	소계	4 업체		7 개소	2,441,081	27,781,443	19,148,824	8,632,619	-581,137	-581,137		127,947	16	
	창원시	대림비앤코㈜	대표이사	성산구 양곡동 216-3외2필지	4,000	14,000	13,776	224	0	0	1989~종료시	47	2	식목
	고성군	한국남동발전㈜삼천포화력본부	장도수	하이면 덕호리 810-2	615,209	5,847,580	5,722,601	124,979			1990~종료시	14,400	1	공공용지
				하이면 덕호리 810-1	243,257	3,806,290	2,646,835	1,159,455			1993~종료시	10,200	1	공공용지
				하이면 덕호리 113	274,968	3,720,660	3,046,563	674,097			1994~종료시	6,000	1	공공용지
	하동군	한국남부발전㈜하동화력본부	하동화력 본부장	금성면 가덕리 310	736,425	8,900,000	5,552,082	3,347,918	-471,450	-471,450	1996-2032	50,100	5	공공용지, 전원개발용지
			하동화력 본부장	금성면 가덕리 310	564,000	5,480,000	2,164,804	3,315,196	-109,759	-109,759	2006-2032	47,100	5	공공용지, 전원개발용지
	함양군	마천석재	박종근	마천면 가흥리 산82	3,222	12,913	2,163	10,750	72	72	2002~종료시	100	1	임야

6. 폐기물 소각시설 현황

가. 지방자치단체

구분		소 재 지	시설용량 (톤/일)	1일평균 가동시간	소각 방식	운영 방식	2013년 처리량(톤)	설치비(백만원)				연간유지 관 리 비 (백만원)	관리인원 (명)	가동개시일 (년.월.일)	에너지 이용실태						
															에너지발생량 (Gcal)	외부 공급(Gcal)			자체 사용(Gcal)		
시도	시군구							계	국 비	지방비	기타					소계	열공급	전력공급	소계	열사용	전력사용
전국	합계	182 개소	16,739	20			4,199,896	3,897,580	795,840	2,285,738	816,002	411,649	3,505		9,097,606	9,424,525	4,679,812	4,744,713	12,387,199	3,022,229	9,364,969
서울	소계	5 개소	2,898	24			794,528	401,410	46,900	326,821	27,689	60,290	312		1,376,838	1,080,207	1,080,207	0	257,621	257,621	0
	노원구	서울시 노원구 덕릉로70길 99 (상계동)	800	24	스토커식	연속식	199,254	74,279	0	74,279	0	12,291	65	1997.4.28	348,345	263,492	263,492	0	84,853	84,853	0
	은평구	진관동83-6	48	24	가스화용융	연속식	15,944	27,689	0	0	27,689	3,325	32	2009.2.27	37,505	21,296	21,296	0	16,209	16,209	0
	마포구	상암동481-6	750	24	스토커+로타리킬른	연속식	203,925	166,547	46,900	119,647	0	14,462	77	2005.6.01	455,298	314,940	314,940	0	106,200	106,200	0
	양천구	목동 900	400	24	스토커	연속식	109,332	31,815	0	31,815	0	9,312	65	1996.2.28	0	0	0	0	0	0	0
	강남구	남부순환로 3318	900	24	스토커	연속식	266,073	101,080	0	101,080	0	20,900	73	200.01.19	535,690	480,479	480,479		50,359	50,359	
부산	소계	2 개소	510	24			172,664	89,540	20,542	59,729	9,269	9,735	67		379,446	216,503	216,503	0	162,943	152,005	10,938
	해운대구	좌동 1425	170	24	화격자	연속식	70,322	30,142	1,128	22,393	6,621	4,280	31	1996.09.25	116,373	69,693	69,693		46,680	37,684	8,996
	강서구	명지동 3226	340	24	화격자	연속식	102,342	59,398	19,414	37,336	2,648	5,455	36	2003.10.16	263,073	146,810	146,810		116,263	114,321	1,942
대구	소계	1 개소	480	24			135,534	72,018	8,201	55,897	7,920	8,469	51		246,186	132,163	125,888	6,275	114,023	58,733	55,290
	달서구	달서구 성서공단로 257(장동)	480	24	화격자식	위탁	135,534	72,018	8,201	55,897	7,920	8,469	51	1993.1.6(1호기) 1998.9.26(2,3호기)	246,186	132,163	125,888	6,275	114,023	58,733	55,290
인천	소계	10 개소	982	10			270,802	226,807	77,052	148,415	1,340	15,934	80		598,836	275,611	180,003	95,608	323,225	309,514	13,711
	강화군	용정리 878-1	25	1	화격자식	연속식	325	6,646	1,793	4,183	670	572	3	2002.10.14	3,200	0			3,200	3,200	
		강화읍 해안북로 100	25	0	화격자식	연속식	0	6,646	1,793	4,183	670	196	2	2002.10.14		0			0		
	옹진군	연평면 연평리산505-1	4	8	상연소	회분식	249	640	320	320		117	1	2006.02.20		0			0		
		연평면 소연평리 931-4	1	8	상연소	회분식	13	680	340	340		55	1	2006.12.28		0			0		
		백령면 진촌리 2376	4	8	상연소	회분식	690	1,642	821	821		217	1	2009.01.21		0			0		
		대청면 대청리산16-1	2	8	상연소	회분식	144	128	64	64		7	1	2006.02.20		0			0		
		대청면 소청리92	1	8	상연소	회분식	22	870	870			49.0	1	2006.07.28		0			0		
		덕적면 서포리산31	1	8	상연소	회분식	0	210	105	105		50.0	1	2006.02.20		0			0		
	인천시청 (송도)	동춘동 1129-2	500	24	화격자식	연속식	136,543	129,744	46,502	83,242		7,679.0	37	2006.6.26	313,199	119,949	119,949		193,250	193,250	
	인천시청 (청라)	경서동 673-6	420	24	화격자식	연속식	132,816	79,601	24,444	55,157		6,992.0	32	2002.02.04	282,437	155,662	60,054	95,608	126,775	113,064	13,711
광주	소계	1 개소	320	24			88,301	74,300	0	74,300	0	5,030	48		166,232	22,017	22,017	0	141,334	35,401	105,933
	서구	광주 서구 내방로2(치평동)	320	24	스토커방식	연속식	88,301	74,300		74,300		5,030	48	2001.12.10	166,232	22,017	22,017		141,334	35,401	105,933
대전	소계	1 개소	400	24			105,694	70,613	21,555	49,058	0	6,766	41		207,293	163,791	163,791	0	43,502	43,502	0
	대덕구	대덕구 대덕대로 1284번길 191(신일동)	400	24	화격자식	연속식	105,694	70,613	21,555	49,058	0	6,766	41	1998.11.01 2005.05.18	207,293	163,791	163,791	0	43,502	43,502	0
울산	소계	2 개소	650	24			122,733	133,500	45,186	43,262	45,052	8,685	56		269,046	186,180	186,180	0	82,866	82,555	311
	남구	울산광역시 남구처용로524(성암동)(기존)	400	24	스토카	연속식	104,756	61,552	18,290	43,262		8,685	56	2000.5.15	269,046	186,180	186,180	0	82,866	82,555	311
	남구	울산광역시 처용로 524(성암동) (증설)	250	24	스토카	연속식	17,977	71,948	26,896		45,052			2012.10.15							
세종	소계	1 개소	45	24			14,514	31,350	6,260	25,090	0	1,874	16		20,763	0	0	0	20,763	20,763	0
	세종시	전동면 심동로 354	45	24	스토카식	연속식	14,514	31,350	6,260	25,090		1,874	16	2009.7.10	20,763	0			20,763	20,763	
경기	소계	24 개소	5,014	24			1,126,413	1,380,081	185,096	697,128	497,858	119,845	988		2,371,106	1,407,808	1,369,464	38,344	1,003,381	805,462	197,920
	수원시	영통구 영통로 383 (영통동)	600	24	화격자식	연속식	172,692	91,473	6,696	34,220	50,557	10,409	54	1999.10.28	340,833	254,442	254,442	0	86,704	86,704	0
	성남시	경기도 성남시 중원구 둔촌대로 567번지	600	24	화격자식	연속식	132,901	49,973			49,973	8,700	47	1998.10.08	345,195	193,277	193,277	0	151,918	151,918	0
	성남시	분당구 판교로 228번길 55	90	24	열분해용융방식	연속식	18,114	62,251			62,251	4,344	37	2009.05.25	33,638	12,500	12,500		21,138	21,138	
	의정부시	장곡로147(장암동 76)	200	24	화격자	연속식	49,661	42,937	12,881	30,056		5,872	47	2001.11.10	115,518	57,612	56,873	739	64,906	59,933	4,973
	안양시	안양시 동안구 시민대로 328(평촌동)	200	24	화격자식	연속식	11,590	18,721	1,446	3,375	13,900	1,243	43	1994.04.28	16,257	10,658	9,992	666	5,599	5,146	453
	부천시	부천시 오정구 벌말로 122	300	24	화격자식	연속식	75,489	69,193	17,248	51,945			52	2000.10.13	166,598	122,047	122,047		44,551	44,551	
	광명시	가학로 85번길 142	300	24	화격자식	연속식	85,895	60,221	10,729	49,492		7,647	46	1999.02.22	154,437	137,296	137,296		15,680	15,680	
	평택시	칠괴동 266-9	30	24	화격자식	연속식	6,711	9,900		9,900		903	11	2001.05.16	168	0			168	13	155
	안산시	단원구 초지동 665-11	200	24	화격자식	연속식	60,991	42,720			42,720	6,946	40	2001.04.06	160,564	129,184	129,184	0	31,380	31,380	
	고양시	일산동구 경의로 116	300	24	열분해용융	연속식	72,610	112,950	6,451	52,376	54,123	10,510	43	2010-04-01	178,841	125,783	123,946	1,837	53,058	40,473	12,585

구분		소 재 지	시설용량 (톤/일)	1일평균 가동시간	소각 방식	운영 방식	2013년 처리량(톤)	설치비(백만원)				연간유지 관 리 비 (백만원)	관리인원 (명)	가동개시일 (년.월.일)	에너지 이용실태						
															에너지발생량 (Gcal)	외부 공급(Gcal)			자체 사용(Gcal)		
시도	시군구							계	국 비	지방비	기타					소계	열공급	전력공급	소계	열사용	전력사용
경기	과천시	구리안로 177(갈현동)	80	24	스토커식	연속식	20,726	20,599	3,600	16,999		4,459	39	1999.12.7	49,868	31,349	31,349		18,519	18,519	
	구리시	구리시 왕숙천로49(토평동)	200	24	화격자식	연속식	48,594	62,014	20,251	41,763	0	5,845	46	2001.12.20	95,943	13,419	13,419		82,524	28,069	54,455
	군포시	경기도 군포시 초막골길 101-58	200	24	화격자식	연속식	43,914	40,300			40,300	5,545	44	2001.6.12	111,249	69,784	69,784		41,465	41,465	
	용인시	용인시 처인구 포곡읍 금어로 355	300	24	스토커	연속연소	69,387	77,213	8,108	69,105		6,388	48	1호 2:99.03.15	164,527	35,152	15,566	19,586	129,375	48,244	81,131
	용인시	용인시 수지구 풍덕천2동1129	70	24	유동상	연속연소	22,673	25,200			25,200	3,085	39	2000.05.01	32,666	29,396	29,396		3,270	3,270	
	파주시	방촌로 1213-52	200	24	화격자식	연속식	23,189	56,346	21,528	34,818	0	4,699	50	2002-07-08	66,941	30,503	30,503	0	36,438	36,438	0
	파주시	가람로150번길 41-34	90	24	열분해용융	연속식	13,308	45,700	0	0	45,700	4,081	42	2011-10-06	36,945	0	0	0	36,945	36,945	0
	이천시	이천시 호법면 중부대로 798번길 128	300	24	화격자식	연속식	79,273	93,222	46,611	46,611	0	8,000	44	2008. 08. 05	183,370	71,367	56,290	15,077	112,003	101,829	10,174
	안성시	안성시 보개면 보개산로 147-163	50	24	스토카	연속식	14,544	23,568	4,997	18,571	0	2,726	26	2005.06.23	23,112	0			22,883	4,552	18,331
	김포시	한강4로 419-37	84	24	열분해가스화용융	위탁	42	67,200			67,200	1,932	66	2013.09.01	7,754	3,324	3,324		4,430	4,430	
	화성시	화성시 봉담읍 하가등안길 100	300	24	열분해/ 가스화용융	위탁운영	47,735	170,000		170,000		5,320	38	2010.4.27		70,685	70,246	439	22,580	15,714	6,866
	양주시	양주시 은남로 160	200	24	열분해용융	연속식	28,550	90,757	11,085	46,585	33,087	5,929	41	2009.12.11	59,812	3,783	3,783	0	10,902	3,340	7,562
	포천시	포천시 신북면 신평로 16번길 207	80	21	스토카	민간위탁	20,012	32,116	7,588	11,681	12,847	3,162	21	2009-08-07	13,139	0	0	0	2,576	2,576	0
	연천군	청산면 초대로 106번길 125	40	24	스토커	연속식	7,812	15,507	5,877	9,631		2,100	24	2012.4.20	13,731	6,247	6,247		4,369	3,135	1,235
강원	소계	16 개소	582	21			157,409	174,202	55,465	112,787	5,950	21,048	249		479,151	4,081,821	2,792	4,079,029	9,045,084	439,003	8,606,081
	춘천시	신동면 혈동리 산235-8	170	24	화격자	연속	48,920	65,800	19,800	46,000		3,735	34	2011.09.01	379,891	4,078,998	0	4,078,998	8,951,952	379,891	8,572,061
	동해시	망상동 1번지	12	12	스토커식	준연속식	3,127	2,688	483	2,205		782	6	1999.03.26.		0			3,184	3,184	
	태백시	황연동 용정길 239	50	24	화격자식	연속식	15,817	21,175	11,062	10,113		2,374	27	2012.01.16	15,228	31		31	15,197	3,631	11,566
	속초시	대포동 49번지	80	21	화격자식	연속식	24,712	22,155	5,444	16,711		2,037	31	2011.01.01	48,046	2,757	2,757		45,289	45,289	
	홍천군	홍천읍 하오안리 251	12	16	스토커식	준연속식	2,342	2,356	707	1,649		455	8	2003.2.12		0			0		
		홍천읍 하오안리 249-2	30	24	스토커식	연속식	14,054	10,957	3,740	6,857	360	2,182	17	2010.10.1	21,307	0			15,217	3,851	11,366
	횡성군	횡성읍 학오로 89	30	24	열분해	준연속식	4,763	5,900	1,710	1,197	2,993		14	2005.12.30.		0			0		
	영월군	영월군 북면 영월로1339-43	18	24	화격자식	연속식	4,468	2,633	720	1,913		1,106	9	2004.11.13	58	35	35		23	23	
	평창군	평창군 미탄면 서동로 3391-27	20	24	열분해	위탁	4,077	7,268	2,043	5,225		1,750	22	2008.02.05	2	0			2	2	
	정선군	남면 광락로 691-233	10	16	스토커식	준연속식	1,696	2,870	861	2,009		528	4	2005.11.29		0			0		
	철원군	철원읍 독서당길 305	20	20	화격자식	연속식	6,808	5,082	1,462	1,023	2,597	675	10	2007.06.19	13,860	0			13,860	2,772	11,088
	화천군	하남면 영서로 5977-132	30	16	화격자식	연속	3,431	4,025	1,200	2,825		1,035	18	2002.07.01		0			0		
	양구군	남면 창리 84	15	16	스토커식	준연속식	3,429	3,000	900	2,100		312	6	2007.12.31		0			0		
	인제군	북면 금강로 221	30	24	화격자식	연속식	5,163	4,368	1,200	3,168		1,077	10	2002.11.01		0			0		
	고성군	죽왕면 짱고개길 253	25	24	화격자식	연속식	6,403	5,000	1,500	3,500		1,200	9	2003.11.01	759	0			360	360	
	양양군	양양읍 되넘이길 80	30	24	열분해	연속식	8,199	8,925	2,633	6,292		1,800	24	2008.07.11		0			0		
충북	소계	10 개소	499	20			154,858	179,185	52,950	122,277	3,958	16,810	169		264,361	104,065	97,170	6,895	160,296	149,750	10,546
	청주시	청주시 흥덕구 휴암동 338	200	24	화격자식	연속식	69,994	82,976	25,164	57,812		3,245	30	2009.04.01	165,939	104,065	97,170	6,895	61,874	55,371	6,503
	충주시	대소원면 성종두담길 21	100	24	화격자	연속식	24,937	35,652	9,854	25,798		4,939	36	2010.9.1	48,301	0			48,301	45,953	2,348
	제천시	제천시 신동 625	50	24	화격자식	연속식	14,441	14,618	4,385	10,233		1,459	18	2008.04.01	628	0			628		628
	보은군	보은읍 용암리 산 37	10	16	스토카식	준연속식	2,190	2,000		600	1,400	360	8	2003.02	0	0			0		
	옥천군	옥천군 군북면 이평1길 199	30	24	화격자식	연속식	8,928	6,965	1,773	5,192		1,759	16	2007.4.16	390	0		0	390	0	390
	영동군	용산면 남부로 621-39	20	24	화격자식	연속식	7,825	10,396	1,740	8,656		1,050	18	2010.1.13	0	0			0		
	증평군	증평군 도안면 천광길 125	12	21	화격자식	직영	2,361	2,813	844	1,969		546	9	2006.5.16	0	0			0		
	괴산군	괴산읍 능촌리 465	8	6	화격자식	회분식	853	2,558			2,558	195	4	1999.1.4.	0	0			0		
	음성군	음성군 맹동면 통동리 산18	50	24	화격자식	연속식	18,205	16,393	7,750	8,643		2,992	26	2011.05.12	49,103	0			49,103	48,426	677
	단양군	매포읍 하괴리 416	19	10	화격자식	준연속식	5,124	4,814	1,440	3,374	0	265	4	2002.04.16.	0	0	0	0	0	0	0
충남	소계	9 개소	660	23			202,038	197,227	39,594	135,214	22,419	27,027	231		324,275	266,663	266,663	0	125,202	125,202	0
	천안시	서북구 백석공단1로 97-45	200	24	화격자식	연속식	63,467	31,396	9,419	21,977		7,425	49	2001.11.11	133,396	117,726	117,726		15,670	15,670	
	공주	공주시 검상동 326	50	21	화자격식	연속식	15,288	8,800			8,800	1,600	18	2001.05.14		0			0		
	보령시	보령시 남곡동 1140-6	50	24	스토가	연속식	20,279	12,143	3,642	2,430	6,071	3,193	18	2006.08.31	7,965	0	0	0	2,390	2,390	0

구분		소 재 지	시설용량 (톤/일)	1일평균 가동시간	소각 방식	운영 방식	2013년 처리량(톤)	설치비(백만원)				연간유지 관 리 비 (백만원)	관리인원 (명)	가동개시일 (년.월.일)	에너지 이용실태						
															에너지발생량 (Gcal)	외부 공급(Gcal)			자체 사용(Gcal)		
시도	시군구							계	국 비	지방비	기타					소계	열공급	전력공급	소계	열사용	전력사용
충남	아산시	아산시 배미로 154	200	24	스토카	연속식	61,540	114,500	17,983	96,517		5,500	49	2011.06.15.	158,400	148,937	148,937		100,662	100,662	
	논산시	은진면 버들기 137	50	24	화격자식	연속식	13,934	10,548	3,000		7,548	3,041	14	2006.05.04	24,514	0			6,480	6,480	
	서천군	비인면 관리 547-1	10	16	화격자식	준연속식	1,305	2,000	600	1,400	0	606	7	2003.09.27.	0	0	0	0	0	0	0
	청양군	청양읍 충절로 1012-66	15	24	화격자식	연속식	1,696	2,500	750	1,750		993	9	2004.2.4		0			0		
	예산군	대흥면 차동로 1661-157(대률리 산51-1)	40	24	화격자식	연속식	12,481	10,129	3,000	7,129		2,900	52	2005.12.13		0			0		
	태안군	태안읍 삭선길 354	45	24	화격자식	연속식	12,048	5,211	1,200	4,011		1,769	15	2003.06.20		0			0		
전북	소계	2 개소	600	21			158,420	66,390	19,662	652	46,076	8,774	94		421,452	268,403	32,206	236,197	153,499	39,162	114,337
	전주시	전주시 완산구 상림동 580	400	18	화격자식	연속연소식	94,842	1,142	390	652	100	5,600	46	2006.9.26	256,051	193,593		193,593	62,908		62,908
	익산시	익산시 부송동 157-121	200	24	화격자(스토커)	연속식	63,578	65,248	19,272	0	45,976	3,174	48	2009.09.30.	165,401	74,810	32,206	42,604	90,591	39,162	51,429
전남	소계	51 개소	495	11			94,479	152,524	51,417	86,194	14,914	17,870	304		346,096	47,788	47,788	0	183,308	182,272	1,036
	목포시	달동 1287-39	1	0	회격자	회분	0	219	109	110	0	5	1	2005.3.7	0	0			0		
	여수시	진달래길 310-157(월내동)	100	24	고정상	연속식	29,477	35,862	9,818	26,044		4,737	41	2010.10.06	63,883	42,162	42,162		21,721	21,721	
		화정면 월항뒷길 1-38	1	4	고정상	회분식	17	400	400			100	3	2008.03.06		0			0		
		삼산면 삼호교길 11-75	1	4	고정상	회분식	49	611	611			100	3	2011.05.11		0			0		
		남면 금오서부로 128-33	1	4	고정상	회분식	43	950	950			100	3	2012.03.18		0			0		
	담양군	담양군 담양읍 태봉로 228-73	27	24	회격자식	연속식	7,274	7,388	2,888	4,500		1,552	13	2009.01.13		0			0		
	고흥군	고흥읍 호형리 1164	15	개보수공사중	화격자	준연속식		2,000	600	1,400				2001.08.20		0			0		
		도양읍 용정리 526	30	24	화격자	연속식	4,414	6,791	2,600	4,191		1,918	18	2008.07.24		0			0		
	보성군	보성읍 용문리 616-1	20	24	열분해	연속식	2,559	3,000	900		2,100	621	14	2001.06.21	3,071	2,771	2,771		300	300	
			20	24	열분해	연속식	1,908	4,200	1,050	3,150		331		2007.05.15	2,290	2,090	2,090		200	200	
	장흥군	부산면 부춘리 95	20	24	화격식	연속식	2,860	9,988	2,861	7,127		674	11	2009.08.10	6,200	0			1,200	1,200	
	강진군	강진군 강진읍 남당로 97-73	20	24	열분해가스화	연속식	3,767	6,654	1,200	5,454	0	629	11	2006.7.19	1,523	765	765	0	758	758	0
	해남군	해남읍복평리 891	25	24	열분해가스화	연속식	3,634	5,000	2,500	2,500		900	16	2004.10.28		0			0		
	영암군	영암군 군서면 녹색환경길 374	30	24	화격자식	연속식	8,791	9,582	2,671	6,911		1,562	18	2009.10.26	469	0			469		469
	무안군	무안군 무안읍 성동리 56-8번지	45	24	스토커식	연속식	0	15,524	1,920	90	13,514	836	15	2008.7.1.	18,093	0	0	0	18,093	18,093	0
	영광군	홍농읍 홍농로8길 214	20	24	스토카	연속식	6,513	5,500	1,650	3,850	0	375	16	2007.10.12	0	0	0	0	0	0	0
	장성군	장성군 황룡면 월평리 방곡길 19-62	23	24	연속식	화격자방식	22	5,057	1,745	1,912	1,400	786	12	2008.01.20		0			0		
	완도군	완도읍 망석리 산1	25	24	화격자	연속식	8,353	22,900	9,100	13,800	0	1,100	10	2011.04.27.		0			0		
		금일읍 신구리 1562	2	8	고정상	회분식	730	240	120	120	0	21	3	2004.01.30		0			0		
		노화읍 이포리 24-5	2	8	고정상	회분식	730	260	130	130	0	20	3	2002.05.13		0			0		
		신지면 대곡리 1492-1	2	종료	고정상	회분식	0	240	120	120	0	0	3	2004.02.25		0			0		
		고금면 도남리 789	2	8	고정상	회분식	730	240	120	120	0	12	3	2004.01.30		0			0		
		약산면 해동리 255	2	8	고정상	회분식	730	300	150	150	0	19	3	2004.03.10		0			0		
		청산면 신흥리 305	2	8	고정상	회분식	730	240	120	120	0	21	3	2005.02.02		0			0		
		소안면 미라리 1057	2	8	고정상	회분식	730	300	150	150	0	18	3	2005.09.28		0			0		
		금당면 육산리 840	2	6	고정상	회분식	730	300	150	150	0	9	3	2005.09.28		0			0		
		보길면 예송리 산30	2	8	고정상	회분식	730	300	150	150	0	18	3	2006.04.03		0			0		
		생일면 금곡리산 15	2	6	고정상	회분식	730	300	150	150	0	12	3	2005.09.28		0			0		
	진도군	조도면 창유리 2790	2	8	화격자식	준연속식	310	702	586	116		230	3	2005.02.14.	0	0			0		
		군내면 덕병리 1173	30	24	화격자식	연속식	5,348	5,000	2,500	2,500		1,640	16	2006.12.04.	567	0			567		567
		조도면 서거차도 산1-6	0	4	기타	회분식	2	714	714			50	1	2012.2.8.	0	0			0		
		조도면 관매도 156	0	4	기타	회분식	2	714	714			70	1	2012.12.16.	0	0			0		
	신안군	지도읍 봉리 산363-2	2	8	화격자식	연속식	215	338	169	169		25	6	2005.10.10		0			0		
		지도읍 선도리 298-1	0	4	화격자식	회분식	5	162	81	81		4	1	2005.10.10		0			0		
		증도면 증동리 849-2	1	8	화격자식	연속식	215	700	350	350		23	5	2009.0115		0			0		
		임자면 도찬리 773-1	2	8	화격자식	연속식	250	1,400	700	700		26	5	2003.09.02		0			0		

구분		소 재 지	시설용량 (톤/일)	1일평균 가동시간	소각 방식	운영 방식	2013년 처리량(톤)	설치비(백만원)				연간유지 관 리 비 (백만원)	관리인원 (명)	가동개시일 (년.월.일)	에너지 이용실태						
															에너지발생량 (Gcal)	외부 공급(Gcal)			자체 사용(Gcal)		
시도	시군구							계	국 비	지방비	기타					소계	열공급	전력공급	소계	열사용	전력사용
전남	신안군	자은면 백산리 산271	1	8	화격자식	회분식	114	205	103	103		12	3	2005.10.10		0			0		
		비금면 죽림리 41	1	8	화격자식	회분식	136	333	120	213		15	3	2003.09.26		0			0		
		도초면 이곡리 14-2	2	8	화격자식	연속식	258	960	480	480		50	5	2009.11.16	250,000	0			140,000	140,000	0
		흑산면 예리 산4	2	8	화격자식	회분식	149	988	494	494		30	5	1998.08.17		0			0		
		흑산면 홍도리 94-1	2	8	화격자식	회분식	256	1,000	500	500		35	2	2009.01.15		0			0		
		흑산면 다물도리 산60-1	0	4	화격자식	회분식	31	185	92	93		5	1	2004.04.01		0			0		
		흑산면 오리 91	0	4	화격자식	회분식	22	197	99	99		5	1	2005.10.10		0			0		
		가거도리 618	0	4	화격자식	회분식	22	300	40	260		5	1	2004.01.07		0			0		
		흑산면 비리 산107-1	0	4	화격자식	회분식	11	234	117	117		4	1	2007.06.21		0			0		
		하의면 오림리 14-4	1	8	화격자식	회분식	105	256	128	128		16	3	2005.10.10		0			0		
		신의면 상태서리 281-1	1	8	화격자식	회분식	113	111	56	56		15	3	1999.07.24		0			0		
		장산면 오음리 825-4	1	8	화격자식	회분식	78	117	59	59		14	3	1999.05.04		0			0		
		안좌면 한운리 산174	1	8	화격자식	회분식	114	117	59	59		19	3	1999.05.04		0			0		
		팔금면 이목리 371	1	8	화격자식	회분식	98	70	35	35		9	3	1998.06.12		0			0		
		압태면 신석리 940	1	8	화격자식	회분식	105	335	120	215		15	3	2003.09.26		0			0		
		압해면 신장리 48	1	8	화격자식	회분식	268	240	120	120		29	5	2003.01.16		0			0		
경북	소계	22 개소	739	19			175,673	239,406	76,996	99,093	63,317	24,143	262		233,963	182,384	1,931	180,453	146,702	67,636	79,066
	경주시	천군동 1516	200	24	스토커식	연속식	12,470	77,400	32,100	6,400	38,900	3,689	43	2012.10.24	146,404	146,404	1,931	144,473	0		
	김천시	대광동 1000-40	48	24	스토크식	연속식	17,370	15,793	3,938	489	11,366	3,557	16	2008-01-01	34,360	0			19,089	19,089	
	구미시	산동면 백현리 산177-1	200	24	스토크식	연속식	69,922	74,828	19,162	55,666		4,368	44	2011.01.01	측정불가	35,976		35,976	85,082	21,125	63,957
	상주시	복룡동 153-18	48	24	화격자	연속식	14,510	10,000	3,000	3,600	3,400	3,063	19	2002.05.24		0			0		
	문경시	공평동 산71	36	24	스토커식	연속식	15,758	14,963	3,970	1,342	9,651	1,093	16	2009.08.14		0			0		
	경산시	압독로 140-11(갑제동)	8	20	화격자식	준연속식	1,500	1,230		1,230		492	6	2002.08.09	측정불가	0			0		
		하양읍 무학로 62길 17	19	19	일괄투입연속교호열분해	준연속식	4,185	1,460		1,460		547	8	1999.05.17	측정불가	0			0		
	군위군	부계면 창평리 139	2	8	고정상식	회북식	211	800		800		106	3	2009.09.09	측정불가	0			0		
	의성군	의성읍 동부로 3085	15	24	스토커식	연속식	5,077	5,430	1,305	4,125	0	1,260	18	2009.2.10	34,360	0			38,410	23,301	15,109
	영양군	영양군 영양읍 전곡리 357	5	3	화격자	준연속식	432	1,719	480	1,239		205	2	2006.01.16.	측정불가	0			0		
	영덕군	강구면 하저리 산103	20	24	화격자식	연속식	8,300	7,124	2,230	4,894		997	15	2008.09.29	18,726	0			4,012	4,012	
	청도군	청도군 매전면 중앙로 84-460	19	24	화격자	연속식	3,468	2,914	2,885	29	0	330	6	2002.05.06		0			0		
	고령군	쌍림면 쌍쌍로 346(신곡리 757)	15	24	화격자식	연속식	2,446	3,264	785	2,479	0	292	10	1998.07.27	측정불가	0			0		
	성주군	성주읍 삼산1길 266 일원	25	24	화격자식	연속식	5,736	6,700	2,000	4,700		852	16	2010.4.28	4	4		4	0		
	칠곡군	왜관읍 강변대로 888	30	24	화격자식	연속식	5,717	4,800	1,440	3,360		640	9	2004.04.01	측정불가	0	0	0	0	0	0
	예천군	개포면 우감리 97	1	8	회격자식	회분식	80	60		60		15	1	2003.02.19	측정불가	0			0		
		용궁면 왕의산로 449	1	8	회격자식	회분식	20	56		56		10	1	2001.12.19	측정불가	0			0		
		예천읍 청복리 645	폐쇄					0								0			0		
	봉화군	파인토피아로 1131	5	8	기타	회분식	655	1,175	312	863	0	186	2	2003.11.18.	109	0	0	0	109	109	0
	울진군	울진읍 고성리864-3	16	24	화격자식	연속식	3,040	5,738	1,489	4,249		1,289	14	2010.03.05	측정불가	0			0		
		북면 나곡리 1019-1	19	24	화격자식	연속식	3,210	1,952	900	1,052		931	10	2004.02.02	측정불가	0			0		
	울릉군	울릉읍 시동리 49-5	7	8	고정화격자	준연속식	1,566	2,000	1,000	1,000		221	3	2002.07.25	측정불가	0			0		
경남	소계	18 개소	1,587	22			362,828	338,870	61,656	206,974	70,240	49,918	439		1,296,511	989,121	887,209	101,912	423,450	253,649	169,801
	창원시	성산구 창곡로 108번길 20	200 200	24	화격자	연속식	77,967	30,421	5,614	24,807		8,730	50	1995.04.11 2000.04.12	178,297	87,655	87,655		90,642	86,109	4,533
		마산합포구 진동면 공원묘원로 91	200	24	화격자	연속식	58,010	67,923	15,247	52,676		5,177	44	2009.10.26	130,999	56,176		56,176	74,823	32,706	42,117
		진해구 천자로 105-1	50	24	화격자	연속식	9,052	19,319	5,795	13,524		2,444	28	2005.09.23	19,515	2,388	2,388		17,127	10,222	6,905
	통영시	통영시 평인일주로 1074-54	50	24	화격자식	연속식	14,359	12,250	3,675	8,575		2,539	33	2003.04.02	25,391	0			14,721	14,721	
	사천시	사천시 환경길 55 (사등동)	48	24	스토카식	연속식	15,020	19,393	8,200	1,276	9,917	80	16	2012.04.12	39,835	5,204	5,204		34,631	34,631	

구분		소 재 지	시설용량 (톤/일)	1일평균 가동시간	소각 방식	운영 방식	2013년 처리량(톤)	설치비(백만원)				연간유지 관 리 비 (백만원)	관리인원 (명)	가동개시일 (년.월.일)	에너지 이용실태						
															에너지발생량 (Gcal)	외부 공급(Gcal)			자체 사용(Gcal)		
시도	시군구							계	국 비	지방비	기타					소계	열공급	전력공급	소계	열사용	전력사용
경남	김해시	김해시 장유면 부곡로 35	200	24	화격자식	연속식	52,182	42,480	5,715	36,765	0	4,969	41	2001.06.07		0			0		
	밀양시	무안면 마흘리 산216	50	24	화격자	연속시	15,996	15,000	4,500	10,500		2,461	25	2004.05.01	30,575	0			30,575	11,563	19,012
	거제시	연초면 한내8길 95	100 100	24	화격자식	연속식	63,276	0				4,016	41	2011. 12. 26.	173,394	45,736		45,736	127,658	30,424	97,234
	양산시	양산시 동면 강변로 264	100 100	24	열분해용융	연속	24,761	81,916		21,593	60,323	11,338	80	2008.02.01	62,246	43,367	43,367		18,879	18,879	
	함안군	함안군 가야읍 함마대로 1276	40	24	유동상식	연속식	38	13,873	2,484	11,389		2,304	28	2010.03.12		0			0		
	창녕군	창녕군 남지읍 시남리 산25-1	6	0	화격자	준연속식	0	1,600	480	1,120		0	1	2001.8.3	0						
		창녕군 창녕장마로 337-134	30	24	스토커	위탁	5,679	9,730	2,919	6,811		1,450	1	2011-05-16	0	0	0	0	0	0	0
	고성군	삼산면 대독1길 124	24	24	화격자식	연속식	5,869	2,000	600	1,400		1,007	13	2003.02.05.	11,280	0			1,128	1,128	
	하동군	하동군 금성면 해안로 198	19	24	화격자식	연속식	3,150	1,412	625	787		416	8	2004.9.1	3,904	0			3,904	3,904	
	산청군	산청군 생비량면진산로 2192-103	15	24	화격자식	준연속식	3,121	5,649	1,500	4,149		472	8	2009.01.19	9,392	0			9,362	9,362	
	함양군	함양군 함양읍 이은리 산 96-8	5	12	스토커식(고정상)	준연속식	0	859	300	559				2002.1.2.		0			0		
	거창군	거창읍 양평리 343	30	24	열분해	연속식	10,658	7,895	2,206	5,689	0	1,840	14	2008.02.29	611,683	748,595	748,595	0	0	0	0
	합천군	대양면 합천대로 2586-51	20	24	열분해가스화	회분식	3,690	7,150	1,796	5,354	0	675	8	2008.09.01		0			0		
제주	소계	7 개소	277	10			63,009	70,157	27,309	42,848	0	9,431	98		96,051	0	0	0	0	0	0
	제주시	송이길 226	200	24	유동상식	위탁	47,200	40,801	14,305	26,496	0	6,074	51	2003.04.03	96,051	0			0		
		한림읍 비양도길 260	1	1	화격자	직영	9	380	190	190		23	1	2006.11.20		0			0		
		추자면 석두리길 101	3	8	화격자	직영	383	1,600	800	800		194	2	2012.5.1		0			0		
		우도해안길 402-16	2	8	화격자	직영	282	700	350	350		134	2	2012.2.28		0			0		
	서귀포시	서귀포시 산록남로1241번길 145(색달동)	70	24	유동상	위탁	15,113	25,899	11,200	14,699		2,961	39	2004.01.12		0			0		
		대정읍 가파로 2	1	3	회분식	직영	12	377	264	113		30	2	2003.10.11		0			0		
		대정읍 마라로 127	1	3	회분식	직영	10	400	200	200		15	1	2004.03.15		0			0		

6. 폐기물 소각시설 현황

나. 자가처리업체(생활폐기물 소각시설)

구분		업 체 명	대 표 자	소 재 지	시설용량 (톤/일)	1일평균 가동시간	소각방식	운영방식	2013년 처리량(톤)	설 치 비 (백만원)	가동개시일 (년.월.일)	소각장관리 인원(명)
시도	시군구											
전국	합계	13 개소			47	7			10,831	8,527		37
경기	소계	9 개소			10	7			1,689	440		20
	성남시	5163부대	부대장	성남시 분당구 석운동 30	1	2	화격자식	회분식	0	0	2002.12.18 (2013.2.28폐쇄)	2
	김포시	이건환경㈜	박영주	대곶면 율생리 67-4	6	17	고정상식	회분식	1,390	203	1997.02.05	1
	김포시	홍진수지	이상대	대곶면 석정리 252-5	0	8	고정상식	회분식	0	12	2006.12.16	1
	김포시	㈜희훈디앤지	김재혁	대곶면 석정리 247	1	4	고정상식	회분식	0	140	2005.12.22	1
	김포시	삼부농원	전석춘	고촌읍 신곡리 726-1	1	8	고정상식	회분식	148	65	2007.01.15	3
	김포시	㈜위디안	심요섭	하성면 양택리 251-6	0	6	고정상식	회분식	68	5	2008.09.04	2
	김포시	월드팻	김광후	월곶면 개곡리 810-1	0	8	고정상식	회분식	12	5	2008.07.04	3
	김포시	페트나라	박영옥	통진읍 귀전리 167	0	2	고정상식	회분식	12	5	2008.11.03	4
	김포시	골드로거성	박정미	대곶면 대명리 62-5	0	8	고정상식	회분식	60	5	2008.07.04	3
충북	소계	1 개소			2	8			60	17		1
	음성군	꽃동네정신요양원	박영만	맹동면 인곡리 71-2	2	8	고정상식	회분식	60	17	1997.07.11	1
충남	소계	2 개소			31	12			9,075	8,040		15
	천안시	독립기념관	관장	천안시 동남구 목천읍 남화리 230-1	4	8	고정상식	회분식	68	90	2004.10.27	1
	보령시	㈜보령장갑	김용환	주포면 관산공단길 57	2	4	화격자	연속식	86	50	2001.9.11	1
	계룡시	계룡생활폐기물 소각시설	계룡시장	충남 계룡시 두마면 제1산단로 67	25	24	열분해	연속식	8,921	7,900	2006.08.14	13
경남	소계	1 개소			4	1			7	30		1
	밀양시	영남병원	서정익	경남 밀양시 밀양대로 1959	4	1	화격자식	회분식	7	30	2000.06.27	1

6. 폐기물 소각시설 현황

다. 자가처리업체(사업장폐기물 소각시설)

구분		업 체 명	대 표 자	소 재 지	시설용량 (톤/일)	1일평균 가동시간	소각방식	운영방식	2013년 처리량(톤)	설 치 비 (백만원)	가동개시일 (년.월.일)	소각장관리 인원(명)
시도	시군구											
전국	합계	238 업체		243 개소	7,216	15			1,575,618	352,251		791
서울	계	1 업체		1 개소	90	24			44,362	12,500		12
	강서구	㈜서남환경	박용상	강서구 가양동91	90	24	유동상,연속식	자가	44,362	12,500	2002.11.9	12
부산	소계	11 업체		11 개소	11	5			1,567	893		19
	사하구	(주)수남상사	문병태	장림1동 1086-8	1	4	고정상식	회분식	76	25	2002.02.26	1
		㈜남청	이삼근	장림1동 1081-6	2	8	고정상식	회분식	191	12	2004.01.26	1
		㈜강남	안영태	구평동 399	2	3	화격자식	회분식	126	100	2004.04.14	2
	금정구	욱성화학㈜	김학선	개좌로174(회동동)	1	8	고정상식	회분식	84	15	2004.3.19	2
	강서구	대한항공㈜	지창훈	강서구 대저2동 103	3	17	화격자식	회분식	1,058	350	1994.01.21	6
		한국마사회	김광원	강서구 범방동 1833	0	1	고정상식	회분식	18	280	2004.01.20	1
		은산컨테이너㈜	양재생	강서구 송정동 1707-2	0	1	유동상식	회분식	2	5	2008.08.06	2
	사상구	한국웰드몰드㈜	이종묵	삼락동 395-5	0	2	고정상식	회분식	4	12	2003.04.08	1
	기장군	(재)한국천부교전도관유지재단	이혜자	기장읍 죽성리 산35-38	1	4	고정상식	회분식	4	37	2006.07.04	1
		법화종 대명사	박영기	기장읍 시랑리 160-11	0	2	고정상식	회분식	0	12	2006.01.26	1
		파트라슈	박현수	장안읍 좌동리 49-1	0	2	고정상식	회분식	4	45	2009.10.06	1
대구	소계	8 업체		8 개소	308	15			26,776	9,010		15
	달성군	아진피엔피㈜	정 연 욱	현풍면 과학북로100길 40	43	24	스토커	연 속 식	2,260	2,000	1994. 7. 28	2
		코오롱워터앤에너지㈜	소 장	논공읍 논공중앙로 13	50	0	유동상식	연 속 식	0	1,168	1996. 11. 26	0
		경산제지㈜	강 영 석	유가면 비슬로96길 35	80	24	화격자	연 속 식	9,866	1,500	1996. 12. 18	4
		세하㈜	이 동 윤	유가면 비슬로96길 97	91	24	화격자	연 속 식	12,321	2,300	1999. 10. 26	4
		아진피엔피㈜	정 연 욱	현풍면 과학북로100길 40	43	24	스토커	연 속 식	2,260	2,000	2002. 1. 24	2
		㈜꿈그린	박 성 진	논공읍 논공중앙로52길 39	1	8	상연소방식	회 분 식	30	8	2008. 10. 2	1
		영성농산	이상구	구지면 과학북로 524	0	6	상연소방식	회 분 식	19	17	2011.9.22	1
		지원농산	박영소	구지면 구지동로28길 135	0	6	상연소방식	회 분 식	20	17	2011.11.17	1
인천	소계	16 업체		16 개소	265	10			48,998	38,870		73
	중구	선창산업㈜	대표자	인천 중구 북성동1가 6-32	46	24	유동상식	연속식	10,627	6,750	2010.06.08	3
	동구	인천산업유통사업협동조합	황현배	인천광역시 동구 방축로83번길 23 (송림동)	5	7	화격자식	회분식	1,810	95	1997.08.18	9
		㈜거원선박해체	배청인	인천광역시 동구 보세로88번길 16 (만석동)	1	0	고정상식	회분식	0	10	1998.12.23	1
	남동구	해안실업㈜	이기설	앵고개로621번길 77	1	8	화격자식	회분식	430	303	1993.11.16	2
		㈜메라톤	성기득	남동대로79번길 54	2	8	화격자식	회분식	525	140	1995.11.13	2
		㈜에몬스가구	김경수	논현고잔로 47	3	8	화격자식	회분식	902	200	1997.04.04	2
		㈜장인가구	조재민	호구포로44번길 23-30	4	8	화격자식	회분식	674	340	1995.02.06	2
		신광산업	김정호	앵고개로621번길 51	3	8	고정상식	회분식	425	440	2006.10.20	2
		㈜대신하이팩	이기택	고잔동 233-4	0	8	고정상식	회분식	32	10	2007.10.19	1
	부평구	동서식품㈜	이창환 외1	새벌로 55(청천동)	47	24	화격자	연속식	9,803	1,318	2008.2.27	4
	서구	㈜디어포스	윤호철	가좌로83번길 52 (가좌동)	5	8	상연소방식	회분식	517	384	2009.03.31	3
		㈜월드오에이	이성범	건지로121번길 17 (석남동)	2	8	직화식	회분식	124	20	2008.11.17	1
		(주)신안합성	신장식	단봉로62번안길 11 (오류동)	2	2	직화식	회분식	6	120	2003.10.08	1
		은성악기㈜	안용수	건지로95번길 52 (석남동)	3	8	직화식	회분식	1	75	2011.08.25	2
		㈜동양목재 제2공장	대표이사	길무로 205 (오류동)	1	8	직화식	회분식	228	165	2011.12.07	1
	경제청	인천국제공항공사	정창수	인천 중구 운서동 2850(본사) 인천 중구 운서동 1824-3(소각시설)	140	24	유동상식	연속식	22,893	28,500	2001.6.8	37
광주	소계	1 업체		1 개소	10	20			1,934	300		4
	북구	㈜태봉	이봉상	일곡동 684-2	10	20	화격자식	연속식	1934	300	2000.01.11 (12.10.29중설)	4
대전	소계	2 업체		2 개소	679	24			104,104	6,900		16
	유성구	영보화학㈜대전공장	이영식	유성구 복용동로 35(복용동)	7	24	화격자연소	연소연속식	1,196	900	2004.10.01	5
	대덕구	한솔제지	선우영식	대덕구 신일서로 68번길 50(신일동)	672	24	유동상식	연속식	102,908	6,000	1997.01.17	11
울산	소계	1 업체		1 개소	400	24			61,995	35,400		40
	동구	현대중공업㈜현대소각설비	대표이사	방어진순환도로 140	400	24	회격자식	연속식	61,995	35,400	1996.10.27	40
세종	소계	1 업체		2 개소	330	24			49,417	5,870		2
	세종시	㈜아세아제지	이윤무	부용 금호 501	150	24	화격자	연속식	49,417	2,000	1991.11.09	1
			이윤무	부용 금호 502	180	24	화격자	연속식		3,870	1997.11.06	1

구분		업 체 명	대 표 자	소 재 지	시설용량 (톤/일)	1일평균 가동시간	소각방식	운영방식	2013년 처리량(톤)	설 치 비 (백만원)	가동개시일 (년.월.일)	소각장관리 인원(명)
시도	시군구											
경기	소계	84 업체		84 개소	889	9			217,526	83,111		219
	수원시	농업진흥청 국립축산과학원	원장	권선구 서수원로 143-13 (오목천동)	1	1	기타	회분식	32	2,500	2005.06.04	1
		삼성전자㈜	대표이사	영통구 삼성로 129 (매탄동)	70	24	로타리킬른+스토커	연속식	2,304	13,700	1996.07.23	32
	평택시	삼정펄프㈜	전성오	고덕면 해창리 250	72	24	화격자식	연속식	12,231	670	1993.03.20	3
		한국바이린㈜	허방	오성면 양교리 866-1	4	12	기타	준연속식	816	300	2000.07.12	4
		영풍제지㈜	이택섭	진위면 건산리 571-6	94	24	화격자식	연속식	27,350	10,000	2011.12.09	10
		신풍제지㈜	정순길	고덕면 해창리 15	43	24	화격자식	연속식	15,655	1,120	2006.03.20	4
		동우이엔이㈜	최종욱	현덕면 덕목리 81	1	8	고정상식	회분식	169	300	2008.05.30	2
	동두천시	무궁화㈜	유성수	상패동 335	1	8	화격자식	회분식	15	30	2001.12.13	1
	안산시	안산시상하수도사업소	상하수도사업소장	안산시 단원구 해봉로 13 (성곡동)	200	24	유동상식	연속식	79,565	16,220	2000.03.17	20
		㈜한샘 4공장	최양하	안산시 단원구 번영2로 131 (성곡동)	7	8	고정상식	회분식	1,329	480	2009.03.06	3
		㈜한샘 3공장	최양하	안산시 단원구 번영2로 144 (성곡동)	11	8	고정상식	회분식	2,312	738	2009.03.06	3
	고양시	미창섬유	장숙자	고양시 덕양구 통일로 1161-7	2	15	내화축로식	회분식	700	460	2006.03.08	4
		그린엔텍콤㈜	김영훈	고양시 일산동구 은마길 63번길 25-16	3	15	고정화격자식	회분식	710	450	2003.06.05.	3
	과천시	한국마사회	마사회장	경마공원대로 107(주암동)	1	5	화격자식	회분식	10	350	1989.12.01	3
		서울대공원	관리소장	대공원광장로 102(막계동)	1	8	고정방식	회분식	9	87	1995.09.21	3
	구리시	구리시청(하수슬러지소각시설)	구리시장	경기도 구리시 수택동 89번지	80	24	유동상식	연속식	25,946	3,456	1999.5.28	10
	남양주시	대성비철	윤종염	오남읍 양지리 605-1	1	8	고정상식	회분식	570	45	1999.11.15	2
		세목	윤홍로	화도읍 답내리 108-19	1	8	고정상식	회분식	60	35	2003.10.16	2
	시흥시	㈜고려제지	대표이사	정왕동 시화공단 2마 401호	95	24	스토커방식	위탁	22,247	15,000	1998.03.31	15
		아세아페이퍼텍㈜	대표이사	정왕동 시화공단 1라 101호	95	24	스토커방식	위탁	16,697	10,000	2002.02.10	15
	군포시	㈜대왕제지군포공장	윤상준	엘에스로45번길 84(당정동)	9	24	화격자식	연속식	2,140	380	1997.02.25	4
	용인시	(의)용인정신병원유지재단	이충순	상하동4	4	1	고정상식	준연속식	468	500	2003.12.03.	3
		유진퍼니쳐	유인환	용인시 처인구 백암면 근삼리 17-1	3	8	상연소방식	회분식	228	70	2003.04.01.	1
	파주시	형제산업	소윤옥	파주시 동패동 761-1	0	0	고정상식	회분식	0	13	2002.09.18	1
		진성산업	박용규	파주시 목동동 235-9	12	0	고정상식	회분식	0	100	2004.01.02	1
	이천시	샘표식품㈜	박진선	호법면 매곡리 231	18	12	고정상식	회분식	2,300	1,700	2000.01.15	1
	김포시	㈜이건그린텍	박영주	대곶면 율생리 67-4	6	8	고정상식	회분식	1,390	203	1997.02.05	1
		삼부농원	전석춘	고촌읍 신곡리 726-1	1	8	고정상식	회분식	147	65	2007.01.15	1
		㈜위디안	심요섭	하성면 양택리 251-6	1	8	고정상식	회분식	68	5	2008.09.04	2
		월드팻	김광후	월곶면 개곡리 810-1	0	8	고정상식	회분식	9	5	2008.07.04	1
		페트나라	박영옥	통진읍 귀전리 167	0	8	고정상식	회분식	12	5	2008.11.03	1
		골드로거성	박정미	대곶면 대명리 62-5	0	8	고정상식	회분식	59	5	2008.07.04	1
	화성시	㈜ 에어로시스템	김긍년	봉담읍 왕림리 1-1	5	8	고정상식	준연속식	-	150	1995.05.16	1
		㈜ 대하산업	정원규	태안읍 반월리 108	2	8	고정상식	준연속식	-	15	1998.04.17	1
		㈜ 크라텍	김기형	팔탄면 율암리 842-2	2	24	고정상식	연속식	180	50	1998.10.28	2
		삼진화성	김진희	팔탄면 구장리 107-1	1	8	고정상식	준연속식	50	2	2001.06.02	
		㈜금강하이테크	김일수	팔탄면 구장리 127-8	8	24	고정상식	연속식	-	1,200	2002.07.03	3
		㈜ 덕성산업	김재륜	태안읍 안녕리 176-59	1	8	고정상식	준연속식	31	100	2002.10.12	
		열린환경	염옥순	향남면 동오리 108	2	8	고정상식	준연속식	-	28	2003.05.30	
		㈜한성하나론	정의표	팔탄면 율암리 653-10	2	8	고정상식	준연속식	121	130	2006.05.03	2
		디와이텍	김종욱	팔탄면 고주리 196-4	3	8	고정상식	준연속식	64	140	2006.10.27	
	광주시	(주)파쎄	조수호	도척면 궁평리177-10	1	8	기타	회분식	12	4	2007.08.07	1
		광주지방공사	이영우	곤지암읍 수양리 421-3외 7	1	8	기타	회분식	5	3	1996.04.06	1
		리더포스트폼	신용식	오포읍 매산리 229-2 외 2	1	8	기타	회분식	5	2	2008.10.31	1
		㈜크린코리아	장효현	오포읍 매산리139	0	2	기타	회분식	5	2	2008.10.15	1
		영진프레임	김병태	초월읍 선동리 322	1	8	기타	회분식	2	4	2002.04.18	1
		㈜유정	박정화	초월읍 지월리 588-3	0	3	기타	회분식	30	2	1997.06.04	1
		㈜하이수지	이정선	초월읍 지월리590-9	1	8	기타	회분식	0	3	2000.07.12	1
		큐시스	박진수	태전동 488	0	4	기타	회분식	13	2	2007.10.05	1
		㈜다원	김명환	도척면 삼림리 18-2 외 6	1	8	기타	회분식	2	2	2006.12.15	1
		선진산업사	김기섭	직동 102-2	0	2	기타	회분식	0	2	1998.02.03	1
		데코탑	이경희	도척면 노곡리 410-2	0	8	기타	회분식	2	2	2007.01.04	1
	양주시	협성메디칼㈜	엄관용	광적면 광석리 425-12	0	8	고정상식	회분식	2	15	2000.12.29	1
		삼성플라스틱㈜	권영보	회암동 612-2	1	8	고정상식	회분식	19	21	2004.10.22	1
		㈜성음악기	박인재	은현면 용암리 282-1	0	4	고정상식	회분식	41	42	2009.04.17	1
		천일페인트㈜	신재서	덕정동 47-4	0	8	고정상식	회분식	1	44	2002.04.23	2

구분		업 체 명	대 표 자	소 재 지	시설용량 (톤/일)	1일평균 가동시간	소각방식	운영방식	2013년 처리량(톤)	설 치 비 (백만원)	가동개시일 (년.월.일)	소각장관리 인원(명)
시도	시군구											
경기	포천시	한송데코텍㈜	김경오	가산면 가산리 329-2	0	2	고정상식	회분식	3	9	1995.05.17	1
		㈜두양	오황택	군내면 용정리 199-37	1	8	고정상식	회분식	61	10	1995.12.08	2
		㈜한일버튼랜드	송경근	가산면 정교리 484	1	6	고정상식	회분식	15	11	1998.06.24	1
		송이산업	배의남	가산면 금현리 434-4	1	8	고정상식	회분식	0	12	2000.06.21	1
		예뫼솔가구	조영주	가산면 마전리 591-21	1	8	고정상식	회분식	0	19	2000.10.06	1
		유성시엔시산업	정삼용	가산면 금현리 1149	1	8	고정상식	회분식	2	15	2001.01.13	2
		㈜두양	오황택	군내면 용정리 199-37	0	8	고정상식	회분식	31	32	2001.06.01	2
		거성유지㈜	강소저	신북면 신평리 461-3	1	8	고정상식	회분식	137	16	2001.07.07	1
		㈜대한오에이OA퍼니처	장광식	내촌면 음현리 452	0	4	고정상식	회분식	38	15	2001.12.12	2
		대림예림방	지경미	선단동 342-4	1	8	고정상식	회분식	25	20	2002.04.10	1
		나경산업	김영삼	소흘읍 고모리 517-2	1	8	고정상식	회분식	0	15	2002.02.21	1
		푸르나뜨	석범	가산면 금현리 667-20	1	8	고정상식	회분식	13	11	2002.03.14	1
		태영산업	권영희	가산면 금현리 667-8	1	8	고정상식	회분식	80	14	2002.03.14	1
		태강산업	김중환	가산면 마전리 591-21	1	8	고정상식	회분식	6	19	2002.07.04	1
		덕산엔터프라이즈㈜	방주득	가산면 마전리 591-7	1	8	고정상식	회분식	16	34	2002.07.09	1
		㈜대중종합목재	윤성현	내촌면 음현리 450	1	8	고정상식	회분식	7	28	2003.08.18	1
		정광산업	윤중혁	가산면 마전리 591-18	1	8	고정상식	회분식	4	22	2003.01.06	1
		안목가구	이욱철	소흘읍 고모리 390	1	8	고정상식	회분식	5	18	2003.02.21	1
		솜씨가구	장유미	가산면 가산리 383-1	1	8	고정상식	회분식	7	18	2003.07.02	1
		자기방가구	윤진성	가산면 마전리 483	0	4	고정상식	회분식	25	23	2003.07.10	1
		기림퍼니처	고영길	내촌면 진목리 931-4	1	8	고정상식	회분식	0	15	2004.07.01	1
		우드그린씨엔씨	권기철	가산면 우금리 288-8	1	8	고정상식	회분식	1	22	2002.12.10	1
	여주시	현대환경	고광만	가남면 대신리 145-6	1	8	화격자식	회분식	88	391	2004.04.09	2
		㈜에이스침대 여주공장	안성호	가남면 상활리 520-3	3	8	화격자식	회분식	467	625	2000.06.28	3
		여주환경㈜	이연길	여주읍 삼교리 234-4	1	8	화격자식	회분식	191	350	2003.03.21	2
	연천군	부강실업	강영배	전곡읍 간파리 52-2	0	8	화격자식	회분식	15	10	2000.10.14	1
		㈜숭실	김명규	전곡읍 간파리 147	1	8	화격자식	회분식	150	30	1999.1.29	1
		그린텍스	황성혜	전곡읍 간파리 254-2	2	8	화격자식	회분식	8	350	2011.5.17	1
충북	소계	14 업체		15 개소	993	13			194,209	10,478		20
	청주시	한국네슬레㈜	이삼휘	흥덕구 송정동 1-8	144	24	다단식	연속식	16,525	1,200	1990.12.10	3
	충주시	㈜팀스충주1공장	대표이사	충주시 가금면 가흥리 24-6	7	8	고정상식	회분식	850	100	1992.10.20	2
		㈜팀스충주2공장	대표이사	충주시 가금면 가흥리 24-10	7	8	고정상식	준연속식	265	100	1999.11.25	2
		송강종합에너지㈜	동용만	충주시 산척면 세고개로 240	3	8	스토가식	준연속식	0		2009.12.28	0
	제천시	대진환경산업㈜	장인자	제천시 송학면 도화리 275-33	195	8	화격자식	연속식	215	150	2007.03.02	0
	청원군	깨끗한나라㈜	이기주	강내면 황탄리 258	135	24	화격자	연속식	52,820	2,600	2007.10.12.	1
		㈜대한제지	조용삼	오송읍 쌍청리 131-1	451	24	유동상	연속식	121,157	4,500	1995.11.07.	1
	영동군	㈜에넥스	박유재	황간면 마산리 555	27	20	고정화격자	회분식	783	190	1995.4.24	1
			박유재	황간면 마산리 555	14	20	상연소	회분식	750	100	2001.9.22	1
	음성군	㈜팀스	권광태	감곡면 오향리 670-5	1	8	상연속	회분식	12	55	2001.11.01	1
		㈜송아퍼니처	유태근	감곡면 문촌리 899-11	1	10	분무연속	회분식	309	43	2007.05.23	2
		㈜에이스침대1공장	안성호	삼성면 상곡리 310-1	6	8	화격자	준연속	482	1,000	2004.04.17	3
		㈜삼흥금속	손상수	금왕읍 사창리 383-2	1	8	화격자	회분식	8	100	2009.04.23	1
		㈜대경오앤티	김창윤	삼성면 청용리 546-1	1	8	화격자	회분식	25	90	2009.04.23	1
		아이비산업	허시구	금왕읍 쌍봉리 153-1	1	8	상연속	회분식	8	250	2011.08.08	1
충남	소계	12 업체		12 개소	41	9			7,224	7,934		22
	천안시	천안배원에농협협동조합	이명원	천안시 서북구 성환읍 율금리 449-83	2	1	고정상식	회분식	8	40	1997.10.14	1
		삼정펄프(주)	전성오	천안시 동남구 풍세면 남관리 187	12	24	화격자연소식	연속식	4,090	300	2003.07.10	1
		에프리빙㈜	강찬구외1	천안시 서북구 입장면 독정리 12-1	5	4	고정상식	회분식	0	16	2002.04.24	1
		국립축산과학원축산자원개발부	축산자원개발부장	천안시 성환읍 어룡리 산9	2	8	고정상식	회분식	0	35	2000.12.26	1
	아산시	㈜영승	최정회	영인면 신봉리 712-8	3	8	상연소식	회분식	16	25	2004.03.09	1
		㈜일석	김승엽	둔포면 운용리 197-44	1	3	고정상식	회분식	22	30	2006.11.30	2
	논산시	대형환경㈜	강희권	벌곡면 조령리 55	4	8	회분식	연속식	325	120	2000.10.26	3
		놀뫼환경	서주원	벌곡면 한삼천리 334	2	6	회분식	연속식	148	115	2002.01.12	2
	금산군	신일폴리텍	윤종진	금성면 하신리 757	1	10	상연소방식	직접운영	50	88	2007.04.03	1
		아노텐금산	노승래	군북면 천을리 587	7	16	간접열분해	직접운영	2,455	7,000	2011.02.22	7
	청양군	칠갑농산㈜	유순식	청양군 청양읍 적누리 237	0	8	상연소방식	연속식	0	20	2003.12.17	1
	홍성군	명진환경산업㈜	박준용	홍성군 서부면 판교리 630	1	8	상연소	회분식	109	145	2002.10.15	1

구분		업 체 명	대 표 자	소 재 지	시설용량 (톤/일)	1일평균 가동시간	소각방식	운영방식	2013년 처리량(톤)	설 치 비 (백만원)	가동개시일 (년.월.일)	소각장관리 인원(명)
시도	시군구											
전북	소 계	19 업체		24 개소	1,679	17			522,671	53,562		118
	전주시	천일제지㈜	이점호	팔복동4가215-33	47	24	회격자식	연속식	11,213	3,000	2004.03.04	8
		(주)전주페이퍼	한인수	팔복동2가180	240	24	유동상	연속식	61,746	4,000	1991.11.23	2
			한인수	팔복동2가180	384	24	기타	연속식	140,110	8,700	1991.11.23	3
		(주)모나리자	김윤수	팔복동3가400-2	8	24	화격자	연속식	6	950	2010.10.21	7
		(유)미래페이퍼	변재영	팔복동3가403	24	24	화격자	연속식	1,484	3,000	2010.09.06	4
			변재영	팔복동3가403	24	24	화격자	연속식	1,862	2,600	2008.08.27	3
전북	군산시	㈜유니드	정의승	소룡동 437	200	24	유동상	자체	41,615	8,500	2008.09.26	12
			정의승	소룡동 437	43	24	고정화격자	자체	46,229	1,500	2013.05.23	
		대왕제지공업㈜	김창규	소룡동 25-9	15	24	회격자식	자체	663	1,200	2006.11.10	6
		페이퍼코리아㈜	박건표	조촌동 2	120	24	유동상	자체	33,773	1,000	1987.11.07	12
			박건표	조촌동 2	220	24	유동상	자체	69,356	2,500	1992.10.08	
			박건표	조촌동 2	45	24	유동상	자체	14,235	2,500	1994.10.26	
	익산시	㈜한솔홈데코 익산공장	고명호	팔봉동 887	200	24	유동상	연속식	69,399	8,000	2005.5.20	14
		이엠케이승경 소각시설	이영환	춘포면 쌍정리 236-13	91	24	회격자식	연속식	30,096	4,000	2007.06.04	35
		㈜하림	대표이사	망성면 망성로 14	4	20	화격자	회분식	0	351	2002.10.13	2
	정읍시	(유)현영	윤병원	감곡면 오주리 58-10	2	6	화격자식	회분식	0	35	2002.02.17	1
		뉴-대한	김대성	감곡면 계룡리 453	1	4	고정상식	회분식	0	15	2003.07.22	1
		태인산업㈜	김선옥	하북동 853-3	0	4	고정상식	회분식	45	71	2009.03.04	1
	김제시	그린이엔티㈜	최향임	용지면 신정리 580-1	2	12	고정상식	회분식	450	380	2002.05.21	2
		(주)서문	김영호	금구면 용지리 64	2	8	고정상식	회분식	20	800	2010.02.16	1
	장수군	한국마사회경주마육성목장	마사회장	장수군 장계면 명덕리 1	5	8	회격자	회분식	7	210	2007.01.05	1
	고창군	㈜인플러스	송미연	아산면 하갑리 677	1	2	화격자식	회분식	40	30	2012.01.31	1
		동오이엔티㈜	최흥기	성내면 조동리 413-2	1	5	고정상식	회분식	195	100	2007.07.05	1
	부안군	(유)삼성환경건설	정찬용	주산면 사산리 771-6	1	5	고정상식	회분식	128	120	2003.12.05	1
전남	소계	12 업체		12 개소	633	10			117,492	40,700		58
	여수시	오리온엔지니어드카본즈㈜	대표이사	월내동 350	0	4	고정상	회분식	2013년폐쇄	27	1998.09.03	1
		㈜한화 여수사업장	대표이사	신월동 805	0	6	내화축노식 (고정화격자)	직영	146	600	2005.11.15	2
	나주시	현대환경산업㈜	김기범	봉황면 유곡리 454-8	2	8	고정상	회분식	387	228	2005.12.10	2
		금성환경개발㈜	김종선	왕곡면 송죽리 산66	2	8	고정상	회분식	19	250	2009.04.28.	2
		(주)남부환경개발	정문일	다도면 송학리 190	2	8	고정상	회분식	140	260	2009.09.17	2
	광양시	㈜포스코 광양제철소	권오준	전남 광양시 금호동 700번지 광양제철소	91	24	회전식	연속식	25,935	20,700	1996.02.10	20
	담양군	한솔페이퍼텍㈜	대표이사	전남 담양군 대전면 대치리 1063-2	90	24	회분식	직영	26,220	8,000	2006.08.10	5
	보성군	보성축협단미사료	김병수	보성읍 대야리 1669-1	1	3	고정상	회분식	12	50	2009 .2. 25	1
	영암군	보원터코리아(유)	대표이사	삼호읍 난전리 1694-1	380	24	유동상식	연속식	64,329	10,016	1997.02.05	20
	무안군	전일농산(유)	이희석	무안군 삼향읍 임성리434-1	60	0	화격자	회분식	0	15	2004.8.1	1
	함평군	천지환경㈜	최명순	함평읍 장년리 1347-4	5	3	화격자식	회분식	304	450	02.05.17	1
	영광군	서해안산업환경	조성철	군서면 만곡리 4	1	8	화격자	회분식	0	104	2006.3.30.	1
경북	소계	17 업체		17 개소	347	10			56,522	17,973		50
	포항시	㈜경한슈레다사업소	박영동	남구 대송면 송동리846	90	8	화격자식	연속식		3,209	2002.12.12	1
	경주시	㈜영일	김원배	경주시 외동읍 문산리 790-19	30	2	고정상식	회분식	8	24	2008.3.24	2
	안동시	동방환경산업㈜	손진열	수상동 797-30	1	8	회격자식	회분식	260	100	2002.04.29	1
	구미시	(주)태평양금속	홍성일	공단동 298	6	4	기타	회분식	270	12	1998.8.26	1
		영도벨벳2공장	유병선	시미동 162-3	2	10	화격자식	회분식	178	12	2000.2.28	2
		웅진케미칼	대표이사	구미대로 102	27	24	열분해	연속식	8	45	2013.9.25	6
	영주시	중앙건업㈜	권오윤	문수면 월호리 103-2	1	8	회격자식	회분식	15	24	2000.10.14	1
		㈜대신환경	김기돈	적서동 705	1	8	회격자식	회분식	54	12	2001.08.28	1
		소백환경	노진기	장수면 화기리 647	1	8	회격자식	회분식	26	40	2000.12.13	1
	상주시	㈜갑장산업개발	안기식	공성면 산현리 35번지	2	1	화격자식	회분식	8	120	2008.01.29	1
	고령군	㈜디앤지산업	허덕규	다산면 다산산단1길 49-12(송곡리 1542)	1	8	화격자식	회분식	42	40	2011.08.11	1
		㈜태산파우텍	김태기	다산면 다산산단로 54-42(송곡리 1036-5)	2	8	화격자식	회분식	515	300	2010.07.26	1
	칠곡군	진영제지공업㈜	황진영	약목면 교리 498-1	86	24	화격자식	회분식	20,791	7,300	2003.03.01	12
		소량배출인협의회	문상억	약목면 교리 472-1	2	8	고정상식	회분식	186	35	2001.09.25	4
		㈜대진이앤티칠곡1공장	조남호	가산면 학산리 850-1	1	8	고정상식	회분식	미가동	100	2001.02.28	2
		㈜대진이앤티칠곡1공장	임수택	가산면 학산리 850-1	1	8	고정상식	회분식	미가동	100	2001.05.28	1
		(주)제일에너지	최재현	왜관읍 금산리 475-3	94	24	화격자식	회분식	34,162	6,500	2010.10.21	12

구분		업 체 명	대 표 자	소 재 지	시설용량 (톤/일)	1일평균 가동시간	소각방식	운영방식	2013년 처리량(톤)	설 치 비 (백만원)	가동개시일 (년.월.일)	소각장관리 인원(명)
시도	시군구											
경남	소계	37 업체		37 개소	495	9			108,488	19,950		107
	창원시	동서식품㈜	대표이사	의창구 팔용동 23-1	91	8	기타	회분식	28,178	1,500	2005-7-1	1
	진주시	㈜신흥	김양화	대신로 150	5	8	기타연소	회분식	341	130	1992.04.16	3
		진주특종제지㈜	정영식	남강로1367번길 14	9	24	화격자식	연속식	895	400	2010.07.01	1
		남강제지㈜	하계백	남강로1367번길 36	29	24	화격자식	연속식	7,268	1,110	2011.10.21	1
		동일팩키지㈜진주공장	정상문	남강로 1303	43	24	화격자식	연속식	9,558	2,000	2008.01.08	1
	김해시	㈜넥센	조원영	김해대로2595(안동)	8	22	화격자식	준연속식	749	250	2002-03-29	5
		신라식품㈜	박종배	진영읍 서부로179번길 6	0	6	상연소식	회분식	7	20	2001-07-07	1
		남화통상㈜	윤인섭	상동면 상동로122-103	1	8	상연소식	회분식	7	60	2001-06-30	1
		한일산업	이종진	한림면 가동로 65	0	4	상연소식	회분식	36	10	2004-07-10	1
		㈜진광	이영희	유하로 204-3(유하동)	0	1	상연소식	회분식	2	20	2001-12-18	1
		㈜비손금속	이해군	주촌면 서부로1637번길 321	0	1	상연소식	회분식	8	15	2004-12-12	1
		신호산업사	김재도	주촌면 서부로1499번길 112-16	0	0	고정상식	회분식	0	25	1999-04-03	1
		동창산업	황상태	한림면 명동로130번길 4	1	8	화격자식	회분식	192	30	2002-02-19	1
		건명시스템	임연화	상동면 동북로1007번길 28	0	5	상연소식	회분식	30	20	2003-06-17	1
		미성사	송호영	진영읍 본산로86번길 46	1	8	상연소식	회분식	228	40	2006-05-10	1
		우창공업(주)	정길수	상동면 동북로1109번길 30	0	2	상연소식	회분식	26	10	2000-09-29	1
		㈜백양산업	장복영	한림면 명동로4번길 37	0	0	상연소식	회분식	0	20	2000-10-20	1
		부경양돈협동조합	박재민	주촌면 서부로1403번길 23-100	1	8	상연소식	회분식	190	30	2003-05-19	1
		㈜대정	임영택	생림면 여차로 12	0	4	상연소식	회분식	1	20	2003-10-17	1
		조광목재	임종욱	주촌면 서부로 1455	0	2	상연소식	회분식	31	25	2004-01-17	1
		대일미장합판	서종화	생림면 나전로 238-9	0	6	상연소식	회분식	1	20	2000-12-26	1
		㈜제노라인	강호철	생림면 나전로 196-12	1	0	상연소식	회분식	0	40	2004-01-12	1
	밀양시	㈜한국카본제2공장	조문수	경남 밀양시 상남면 상남로 719-13	5	5	화격자식	회분식	1,445	700	2006.06.05	4
		㈜태경엔지니어링	박성용	경남 밀양시 삼랑진읍 용전리 455	0	8	고정상식	회분식	22	37	2013.05.21	1
	거제시	삼성중공업㈜거제조선소	대표이사	장평3로80	70	20	스토커	연속식	10,000	2,200	2006.12.29	39
		㈜한선	정상욱	둔덕면 호곡길 69	0	1	상연소	회분식	0	17	2007.11.15	1
	양산시	(주)광명연마	이준환	소주로 54-10(소주동)	1	8	상연소방식	회분식	28	19	1999.10.02	1
		신광화학공업(주)	김신철	원동면 신곡2길 31	2	4	상연소방식	회분식	1	18	2000.08.25	1
		(주)원림부산공장	신용기	유산공단3길 24(교동)	2	7	상연소방식	회분식	166	15	1998.05.27	1
		(재)석계공원묘원	김동하	상북면 오룡길 148-11	2	3	상연소방식	회분식	1	12	2001.07.14	1
	의령군	동일제지㈜의령공장	정영섭	의령군 의령읍 동동리 1540-1	46	24	화격자	연속식	13,151	1,800	1998.10.02	3
	함안군	㈜월산마산공장	정영섭	칠서면 공단서3길 62	120	22	스토커	연속식	30,075	1,000	2008.04.01.	12
		신진물산㈜	허영오	함안면 봉성1길 41	1	10	고정상식	연속식	162	25	1998.12.22.	2
		삼정펄프㈜함안공장	대표이사	칠원면 아촌강변길 109	48	24	화격자	연속식	5,219	8,000	2013.11.21	3
		㈜원우성업함안공장	대표이사	군북면 오장골길 166	6	16	화격자	준연속	224	100	1998.12.05.	5
		세기아케마㈜	이상환	칠서면 공단동길 10	0	2	화격자	회분식	5	12	2002.05.07.	3
	함양군	㈜한국화이바함양공장	조용준	수동면 원평리 181	2	8	고정상식	회분식	244	200	2007.01.05	2
제주	소계	2 업체		2 개소	47	24			12,334	8,800		16
	제주시	㈜월자제지	고추월	제주시 한림읍 금능리 407-8	23	24	회격자식	연속연소식	5,549	4,300	2008.07.31(자) 2013.11.7(자)	9
	서귀포시	㈜제주페이퍼텍	권용건	서귀포시 대정읍 일주서로 3000번길 137-19	24	24	스토커식	연속연소식	6,785	4,500	2007.10.08	7

7. 기타시설 설치현황 (적환장,압축,파쇄,건조,고형화,사료,퇴비화,연료화시설 등 처리시설)

가. 지방자치단체

구 분		소 재 지	시 설 명	시설용량 (톤/일)	1일평균 가동시간	시설수	2013년 처리량 (톤)	설 치 비 (백만원)				연간유지 관리비 (백만원)	설 치 일 (년.월.일)	발생가스 재이용여부 (o,x)	발생가스 이용현황							
															발생가스 포집량		메탄가스(CH_4) 활용량					
																	에너지생산					에너지 생산 외
시도	시군구							계	국 비	지방비	기타				발생가스 총포집량 (N㎥/년)	발생가스 총 포집량 중 메탄가스량(N㎥/년)	총활용량 (N㎥/년)	발전 (N㎥/년)	냉난방 (N㎥/년)	가스공급 (N㎥/년)	기타 ( ) (N㎥/년)	( ) (N㎥/년)
전국	합계	315 개소		27,832	8	675	3,428,584	1,372,593	358,677	746,882	267,034	319,091			25,457,279	9,593,202	18,615,734	3,276,716	45,258	9,135,283	6,158,477	3,027,144
서울	소계	38 개소		6,795	11	70	1,169,616	257,519	36,535	130,097	90,887	109,686			5,916,347	3,727,298	2,961,298	321,431	0	0	2,639,867	766,000
	종로구	지봉로13길46(창신동)	적환장	9	8	1	3,570	70		70		15	2001.05.21	x			0					
	중구	의주로2 16-4	중구자원재활용처리장	480	24	1	78,024	25,300		25,300		516	1999.05.15	x			0					
	용산구	용산구 서빙고동 249-10	용산구서빙고압축장	96	8	1	4,283	273		273		42	1994.6.20.	x			0					
	성동구	송정동 73-12	송정집하장	70	8	3	2,581	95		95		45	2002.06.14	x			0					
		송정동 73-37	대행업체적환장	240	8	1	38,755	105			105	54	1980.09.01	x			0					
		송정동 78-1	재활용품 선별시설	40	8	5	10,977	1,468		1,468		522	2004.12.31	x			0					
	동대문구	용두동 34-6	동대문환경자원센터 (음식물자원화)	98	24	1	31,408	61,929	17,827	21,513	22,589	5,284	2010.12.08	o	1,275,522	803,578	803,578	321,431			482,147	
			동대문환경자원센터 (적환장)	270	8	2	1,522							x			0					
			동대문환경자원센터 (재활용선별시설)	20	9	1	7,952							x			0					
			동대문환경자원센터 (대형폐기물처리시설)	20	9	1	3,020							x			0					
	중랑구	면목5동 169-5	적환장	300	8	4	100,000	0				6	1970.06.01				0					
	성북구	하월곡동 67-39	월곡적환장	120	12	1	22,579	0				8	1990.04.02	X			0					
		장위동 270-1	장위적환장	120	12	1	25,442	0				8	1988.06.01	X			0					
		석관동 375	석관적환장	180	12	1	25,422	0				8	1993.09.01	X			0					
	강북구	오현로 103(번동)	오현적환장	96	18	2	17,334	0	0	0	0	82	1998.9.1	x			0					
		월계로 191-40 (번동)	재활용선별장 등	60	8	9	11,364	24,251	5,208	19,043	0	1,323	2007.8.8	x			0					
	도봉구	도봉1동 354	도봉음식물중간처리장	150	10	1	33,667	27,000	13,500	1,641	11,859		2001.08.22	X			0					
		도봉2동 364-1	생활폐기물 적환장	200	8	1	4,000	200		200		20	1995.05.15	X			0					
		도봉2동 364	대형폐기물 파쇄장	10	8	1	2,850	146		146		30	2005.12.22	x			0					
	노원구	화랑로 470(공릉동)	폐기물집하장	20	8	0	3,162	156		156			2002.7.1				0					
	은평구	수색동 293-3	재활용선별장 등	35	8	1	12,266	1,435		1,435		50	2001.2.23	x			0					
	서대문구	북가좌동415	적환장	200	12	1	21,600	79			79	25	1995.9.1				0					
		덕양구 현천동673-2	난지음식물 자원화시설	300	20	1	112,854	7,000			7,000	2,174	2008.5.1				0					
	양천구	양천구 목동 915	클린센터(재활용선별장)	50	8	1	11,250	795		795		78,914	2001.11.15				0					
	강서구	마곡동 66-2	적환장	300	20	1	6,300	800		800		52	2005.12.23				0					
	구로구	고척동60-2	집하장	230	1	1	8,798	112		112		112	1997.01.01	x			0					
		천왕동49-7	적환장	150	7	1	15,072	420			420	34	2000.01.01	x			0					
		천왕동43-2	적환장	130	7	1	9,641	290			290	34	2001.05.25	x			0					
		구로동699-5	적환장	90	7	1	9,277	10			10	32	1977.10.24	x			0					

구 분		소 재 지	시 설 명	시설용량 (톤/일)	1일평균 가동시간	시설수	2013년 처리량 (톤)	설 치 비 (백만원)				연간유지 관리비 (백만원)	설 치 일 (년.월.일)	발생가스 재이용여부 (o,x)	발생가스 이용현황							
															발생가스 포집량		메탄가스(CH_4) 활용량					
																	에너지생산					에너지 생산 외
시도	시군구							계	국 비	지방비	기타				발생가스 총포집량 (N㎥/년)	발생가스 총 포집량 중 메탄가스량(N㎥/년)	총활용량 (N㎥/년)	발전 (N㎥/년)	냉난방 (N㎥/년)	가스공급 (N㎥/년)	기타 ( ) (N㎥/년)	( ) (N㎥/년)
서울	금천구	독산동 700	적환장	250	15	4	56,769	3,139		3,139		260	1998.11.25				0					
	영등포구	영등포구 양평동1-65	자원순환 센터	25	24	1	5,100	754		754		150	2006.03.17	x			0					
	동작구	흑석동 서달로 7	흑석집하장	180	8	2	17,885	48		48		41	1991.08.31				0					
		흑석동 2-22	흑석선별장	12	8	1	6,480	0				8	1999.01.25				0					
		노량진동1-5	환경지원센터	180	8	1	34,921	35			35	27	2003.11.03				0					
		신대방동 441-4	보라매집하장	270	8	3	15,695	2,000		2,000		41	2007.10.15				0					
	관악구	신림동 808-152	관악클린센터	256	12	2	65,750	3,796		3,796		184	1990.12.31				0					
	서초구	양재대로12길 73-19	적환장	400	8	1	62,820	3,726		3,726		164	1999.7.14.				0					
	강남구	율현동 141-6	재활용품 선별시설	50	8	3	18,177	470		470		151	2009.11.16	x			0					
	송파구	송파구 장지동877	음식물자원화	450	20	1	123,328	42,100			42,100	6,760	2009.10.09	o	4,640,825	2,923,720	2,157,720				2,157,720	766,000
			적환장	300	17	1	66,486	42,885		42,885		616	2011.10.31	x			0					
			선별장 등	70	8	1	13,855	2,400			2,400	30	2009.9.1	x			0					
	강동구	고덕동360	음식물사료화시설	240	14	1	38,963	4,000			4,000	9,120	2000.5.31				0					
		고덕동 85	재활용선별장	28	10	1	8,417	232		232		2,744	2003.2.1				0					
부산	소계	15 개소		1,103	7	50	116,686	252,818	109,890	39,568	103,360	19,021			0	0	0	0	0	0	0	0
	중구	사하구 장림동 935	압축기	16	8	11	2,391	1,480	439	1,041		299	2006.8.28	X			0					
	서구	암남공원로 431 (암남동)	환경종합단지	18	8	5	2,905	1,300			1,300	3	2001.2.24	x			0					
	동구	범일5동 1642	압축기등	8	4	5	2,742	232		232		44	1994.3.1	x			0					
	영도구	해양로 202(동삼동)	압축기 등	13	8	2	2,084	105	0	105	0	5	96.07.10.	x	-	-	0					
	부산진구	개금1동 451-71	압축기 등	48	8	1	5,164	4,309	160	4,149		608	2001.7.6	x			0					
	동래구	안락동 475-3	압축기	10	1	1	10	19		19		2	1996.04.10	X			0					
			선별기	8	1	1	0	8		8		1	1996.03.8.	X			0					
	남구	용호동 895-3	압축기등	6	7	3	1,478	78		78		162	2010.12.20	x			0					
	북구	만덕고개길 28	압축기	10	8	1	179	45		45		4	2006.8.21	x			0					
			스티로폼감용기	2	8	2	85	75		75		3	2010.6.21	x			0					
	해운대	반여1동1502-77	재활용품선별장	20	8	1	6,450	172		172		15	98.12.31	x			0					
	사하구	낙동대로 641(하단동)	스치로폼감용기	1	8	2	130	99		99		1	2007.1.26 2011.4.7	x			0					
			압축기	4	8	1	1,055	39	12	27		3	2004.10.20	x			0					
	강서구	한적실64(생곡동)	연료화및발전시설	900	16	1	80,789	239,681	109,192	28,429	102,060	16,740	2013.10.07.	x			0					
	연제구	연산9동 243-19	압축기등	17	4	3	5,848	385		385		220	1998.12.31	x			0					
	수영구	망미2동	적환장 등	5	8	5	1,373	946		946		462	1997.01.02.	x			0					
		민락동	압축기	14	8	2	2,665	3,483	87	3,396		444	07.07.02	x			0					
	기장군	기장읍 내리167-3번지	압축기.스티로폼감용기 계근대	3	8	3	1,338	362	0	362	0	5	2012.10.02 2010.09.25 2012.01.05	x			0					
인천	소계	8 개소		1,357	5	11	88,590	20,484	753	15,231	4,500	4,408			0	0	0	0	0	0	0	0
	동구	송림동 296-3	적환장	992	8	1	648	44		44		12	1994.12.16	x			0					

구 분		소 재 지	시 설 명	시설용량 (톤/일)	1일평균 가동시간	시설수	2013년 처리량 (톤)	설 치 비 (백만원)				연간유지 관리비 (백만원)	설 치 일 (년.월.일)	발생가스 재이용여부 (o,x)	발생가스 이용현황							
															발생가스 포집량		메탄가스(CH_4) 활용량					
																	에너지생산					에너지 생산 외
시도	시군구							계	국 비	지방비	기타				발생가스 총포집량 (Nm³/년)	발생가스 총 포집량 중 메탄가스량(Nm³/년)	총활용량 (Nm³/년)	발전 (Nm³/년)	냉난방 (Nm³/년)	가스공급 (Nm³/년)	기타 ( ) (Nm³/년)	( ) (Nm³/년)
인천	남구	도화동 813	음식물자원화시설	200	8	1	61,227	4,500			4,500	BOT방식운영	2000.12.06	x			0					
		학익동 587-258	적환장	10	2	1	2,620	230		230		30	1994.01.03	x			0					
	남동구	인천광역시 남동구 비류대로 682 (남촌동)	재활용선별장	35	8	3	8,407	2,200	660	1,540		270	2008.05.19	x			0					
		인천광역시 남동구 앵고개로 488 (고잔동)	음식물 자원화	98	8	1	9,551	13,200		13,200		3,700	2013.09.30	x			0					
	강화군	강화읍 해안북로 100	적환장	22	8	2	6,137	0				396	2012.02.02	x			0					
		강화읍 해안북로 100	스티로폼감용기	0	0	1	0	230	69	161		0	2006.02.13	x			0					
		강화읍 해안북로 100	플라스틱압축기	0	0	1	0	80	24	56		0	2007.12.31	x			0					
광주	소계	8 개소		692	6	18	126,202	76,236	21,926	54,310	0	5,762			2,856,807	1,656,207	1,656,207	0	0	0	1,656,207	0
	동구	남문로 486(소태동)	압축기	10	2	2	94	52		52	0	2	2004.12.28	x			0					
			스티로폼감용기	10	7	1	45	31	0	31	0	4	2004.12.28	x	0	0	0	0	0	0	0	0
		남문로 418-15(소태동)	파쇄기	50	4	1	473	243	0	243	0	4	2009.11.24	x	0	0	0	0	0	0	0	0
	서구	서창독길 166(세하동)	파쇄기	10	8	1	2,463	129	38	91	0	0	2006.05.09	x			0					
			스티로폼감용기	3	4	1	101	70	21	49	0	0	2009.10.30	x			0					
			비닐압축기	3	4	1	428	28	8	20	0	10	2009.10.30	x			0					
			선별기 등	3	4	2	441	252	75	177	0	0	2002.12.23	x			0					
		천변우하로79번길	음식물자원화	300	8	3	62,014	67,900	19,600	48,300	0	3,178	2013.6.3	o	1,491,255	929,051	929,051	0	0	0	929,051	0
	남구	송하동253-9	대형폐기물파쇄장	12	4	1	1,124	88		88		17	2005.6.27	x			0					
	북구	삼소로 205(대촌동)	압축기 등	112	8	2	7,600	80	24	56		13	1998.09.11	x			0					
		불태1로8(대촌동)	파쇄기	29	8	1	5,910	163		163		45	2006.04.07	x			0					
	광산구	본덕동 749 (동곡음식물자원화시설)	음식물자원화	150	8	2	45,509	7,200	2,160	5,040	0	2,490	2007.06.22	o	1,365,552	727,156	727,156	0	0	0	727,156	0
대전	소계	5 개소		239	6	5	35,764	10,272	2,452	7,820	0	24,027			0	0	0	0	0	0	0	0
	유성구	유성구 불무로 186(금고동)	대형폐기물 파쇄분쇄시설	64	8	1	13,000	229		229		315	03.11.01	x	x	x	0	x	x	x	x	x
		유성구 불무로 186(금고동)	음식물퇴비화시설	100	6	1	16,567	8,840	2,400	6,440		21,919	05.03.22				0					
		유성구 노은동로 33(노은동)	노은농수산물도매시장	40	3	1	1,801	400		400		79	08.02.22				0					
	대덕구	대덕구 한밭대로 1003번길 155 (오정동)	오정농수산물도매시장	25	5	1	1,656	630		630		1,700	05.04.25	x			0					
		대덕구 아리랑로55번길 178 (신대동)	대덕구자원순환센터	10	8	1	2,740	173	52	121	0	14	06.07.30	x	x	x	0	0	0	0	0	0
울산	소계	6 개소		227	8	6	75,905	15,284	1,010	2,441	11,833	5,506			10,706,616	0	9,639,850	0	0	9,135,283	504,567	1,066,766
	남구	남구 황성동 581	용연음식물자원화시설(SBK)	180	24	1	73,075	11,826			11,826	5,503	2011.03.07	o	10,706,616		9,639,850			9,135,283	504,567	1,066,766
		남구 황성동 581	남구음식물자원화시설	40	8	1	2,733	3,349	1,004	2,345							0					
	울주군	울산시 울주군 온산읍 화산리 산176-5	(캔)압축기	2	4	1	27	15	0	15	0	1	1995.01.10	x	0	0	0	0	0	0	0	0
		울산시 울주군 온산읍 화산리 산176-5	선별기	1	4	1		7	0	0	7	0	1995.01.10	x	0	0	0	0	0	0	0	0
		울산시 울주군 온산읍 화산리 산176-5	스티로폼감용기	1	4	1	13	68	-	68	0	1	2013.04.10	x	0	0	0	0	0	0	0	0
		울산시 울주군 온산읍 화산리 산176-5	(페트)압축기	2	4	1	57	19	6	13	0	1	2004.08.26	x	0	0	0	0	0	0	0	0
세종	소계	2 개소		30	8	9	4,340	2,400	442	1,958	0	19			0	0	0	0	0	0	0	0
	세종시	전동면 심동로 354	선별기등	10	8	5	1,807	1,028	30	998		15	2009.09.07	x			0					

구 분		소 재 지	시 설 명	시설용량 (톤/일)	1일평균 가동시간	시설수	2013년 처리량 (톤)	설 치 비 (백만원)				연간유지 관리비 (백만원)	설 치 일 (년.월.일)	발생가스 재이용여부 (o,x)	발생가스 이용현황							
															발생가스 포집량		메탄가스(CH_4) 활용량					
																	에너지생산					에너지 생산 외
시도	시군구							계	국 비	지방비	기타				발생가스 총포집량 (N㎥/년)	발생가스 총 포집량 중 메탄가스량(N㎥/년)	총활용량 (N㎥/년)	발전 (N㎥/년)	냉난방 (N㎥/년)	가스공급 (N㎥/년)	기타 ( ) (N㎥/년)	( ) (N㎥/년)
세종	세종시	전동면 심동로 354	파쇄기등	10	8	2	868	274	82	192		2	2009.09.07	x			0					
			건조기등	10	8	2	1,665	1,098	329	769		2	2009.09.07	x			0					
경기	소계	65 개소		12,440	9	133	916,764	294,038	60,393	209,102	24,543	64,591			1,626,376	802,804	1,626,376	757,546	45,258	0	823,572	0
	수원시	영동구 동탄원천로 1420-1 (하동)	재활용 등	160	8	5	41,887	42,122	2,662	39,460	0	4,415	2009.12.14	x			0					
		권선구 매송고색로804번길 432 (고색동)	음식물 사료화 등	160	16	4	47,379	9,264	1,440	7,824	0	1,410	2006.02.13	x			0					
		권선구 매송고색로804번길 432 (고색동)	음식물 퇴비화	50	10	1	14,017	6,440	1,932	4,508	0	3,190	2001.01.31	x			0					
	성남시	분당구 야탑동404	압축기	100	7	3	2,255	147		147		12	2003.12.23	x			0					
		분당구 야탑동404	스티로폼감용기	3	7	2	507	28		28		13	2005.11.16	x			0					
		수정구 태평동7004	음식물자원화	80	8	1	32,455	1,600		1,600			1998.07.30	x			0					
		수정구 태평동7004	음식물자원화	150	13	1	50,408	1,048		1,048			2002.02.01	x			0					
	의정부시	호국로 1778-56	환경자원센터	190	8	21	38,535	23,170	6,285	16,885		3,855	1999.10.31	x			0					
	안양시	안양시 만안구 박달로 232(박달동)	적환장	500	13	4	56,866	1,000		1,000		4,060	1993.03.06	×			0					
		안양시 만안구 박달로 232(박달동)	음식물자원화	96	18	1	30,665	3,729		3,729		2,683	2006.12.29	×			0					
	부천시	오정구 벌말로 122	가연성폐기물연료화시설	90	16	1	19,235	14		14		1,441	2012.04.25	x			0					
		오정구 벌말로 122	스티로폼감용기	3	8	1	440	105		105		23	2002.02.10	x			0					
		오정구 벌말로 122	압축기	180	2	3	35,590	513	162	351		23	2000.09.04	x			0					
		오정구 벌말로 122	선별시설	150	8	1	15,870	7,964	2,516	5,448		7,964	2000.09.04	x			0					
		오정구 벌말로 122	음식물처리시설	240	1	1	35,030	1,409		1,409		3,423	2006.02.15	x			0					
	광명시	기아로 182	기타	110	8	1	8,596	16,988	3,281	13,707		7	2004.11.09	X			0					
	동두천시	평화로2862 번길 87	적환장	50	9	1	2,173	72		72		60	2007.06.27	x			0					
		봉동로27	동두천시 음식물류 폐기물자원화시설	40	9	1	6,940	2,776	606	594	1,576	205	1999.10.12	x			0					
		강변로 872	재활용선별장	15	8	1	2,431	2,576	773	541	1,262	110	2005.6.29	x			0					
	안산시	단원구 성곡동 621	음식물자원화 등	200	24	1	60,291	20,900	5,760	15,140		4,703	2009.09.07	○	823,572		823,572				823,572	
		상록구 본오동 665-55	적환장	200	24	1	30,439	0				998	1994.11.15	X			0					
	고양시	일산동구성석동 1281	적환장	40	8	1	11,230	500		500		978	2007.07.05	x			0					
	과천시	구리안로 177(갈현동)	건조기	20	10	2	3,076	1,060		1,060		271	2002.12.12	x			0					
	구리시	검배길 189 (수택동)	재활용품 중간처리장	100	8	1	2,640	65	0	65		51	2005.06.13.	X			0					
	남양주시	이패동 521-8	음식물자원화	120	8	1	46,304	1,500			1,500	5,331	2001.03.29	X			0					
		이패동 490-1	선별기	50	10	4	11,138	129		129		600	2000.05.01.	X			0					
		이패동 519-2	적환장	160	8	2	7,542	100		100		33	2008.02.12	X			0					
	오산시	누읍동 196-4	적환장	30	8	4	1,342	2,025	399	1,626	0	212	2005.3.30	X			0					
		누읍동 196-4	오산시음식물자원화시설	80	10	1	910	18,844	3,358	15,486	0	122	2009.6.23	X			0					
	시흥시	뒷방울길 80	선별기등	64	8	11	20,210	6,540	549	5,991	0	3,511	2002.4.20.	x			0					
		공단2대로 14	음식물자원화	99	10	1	34,461	8,359	1,588	6,771	0	2,862	2000.10.6	x			0					
	군포시	번영로 145(부곡동)	적환장 등	25	8	4	3,744	2,012		2,012		1,219	1997.10.06	X			0					

구 분		소 재 지	시 설 명	시설용량 (톤/일)	1일평균 가동시간	시설수	2013년 처리량 (톤)	설 치 비 (백만원)				연간유지 관리비 (백만원)	설 치 일 (년.월.일)	발생가스 재이용여부 (o,x)	발생가스 이용현황							
															발생가스 포집량		메탄가스(CH_4) 활용량					
																	에너지생산					에너지 생산 외
시도	시군구							계	국 비	지방비	기타				발생가스 총포집량 (Nm³/년)	발생가스 총 포집량 중 메탄가스량(Nm³/년)	총활용량 (Nm³/년)	발전 (Nm³/년)	냉난방 (Nm³/년)	가스공급 (Nm³/년)	기타 ( ) (Nm³/년)	( ) (Nm³/년)
경기	의왕시	의왕시 가나무로 20 일원	음식물처리시설	30	8	1	2,833	384		384		354	2006.03.15	X			0					
	용인시	처인구 모현면 갈담리 657-4	적환장	16	8	1	0	21		21		0	2001.08.20	X			0					
		처인구 남사면 방아리 1238	적환장	9	8	1	0	30		30		0	1992.06.03	X			0					
		처인구 원삼면 독성리 547-1	적환장	12	8	1	0	91		91		0	1995.03.02	X			0					
		처인구 백암면 근삼리 227-1	적환장	14	8	1	0	180		180		0	2005.10.28	X			0					
		처인구 양지면 제일리 605-9	적환장	15	8	1	0	999	300	699		0	2005.06.15	X			0					
		처인구 이동면 덕성리 1130-7	적환장	14	8	1	0	862	259	603		0	2005.07.11	X			0					
		처인구 고림동 1000-15	적환장	21	9	1	56,119	212		212		0	2003.05.17	X			0					
		기흥구 신갈동	적환장	14	8	1	0	212		212		0	1999.07.27	X			0					
		기흥구 언남동	적환장	25	9	1	0	3,537		3,537		0	2003.12.03	X			0					
		수지구 죽전동	적환장	14	8	1	0	237		237		0	2003.06.16	X			0					
	파주시	통일로 1089-100	음식물자원화	50	8	1	5,070	13,637	7,200	6,437	0	806	1999-10-31	○	802,804	802,804	802,804	757,546	45,258			
		통일로 1089-100	음식물자원화	80	8	1	11,932	14,000	4,200	9,800	0	2,160	2008-10-17	×	0	0	0					
		방촌로 1213-52	재활용선별장	50	8	1	3,359	318	0	318	0	1,290	2003-03-01	×	0	0	0					
		가람로150번길 41-34	음식물자원화	30	8	2	9,104	10,500	0	0	10,500	1,236	2011-08-31	×	0	0	0					
	안성시	바우덕이로 815	선별기	40	5	2	3,348	5,543	1,663	1,164	2,716	106	2009.01.20	X			0					
		바우덕이로 815	스티로폼 감용기	1	8	1	60	1,000			1,000	8	2005.06.27	X			0					
		바우덕이로 815	대형폐기물 파쇄기	40	5	1	1,146	120		120			2006.07	X			0					
	김포시	대곶면 석정리 53-2	적환장	1,000	8	1	3,661	111	0	111	0	79	2009.07.27	X			0					
		걸포동 1-3	재활용선별장	35	8	1	3,172	4,000	1,200	2,800	0		2005.07.30	X			0					
	화성시	팔탄면 고주리 산44	적환장 등	6,900	8	2	60,392	1,130	196	934		505	1995.06.23	x	0	0	0	0	0	0	0	0
	광주시	곤지암읍 수양리 423	음식물자원화	40	8	1	14,746	6,800	1,740	2,030	3,030	0	2011.12.12	X			0					
		오포읍 양벌리 9-9	재활용선별장	24	9	1	4,587	3,300	840	2,460		30	2007.07.18	X			0					
		오포읍 양벌리 10-1	적환장	84	11	1	31,717	755		529	226	309	1996.01.26	X			0					
	양주시	은현면 봉암리 39	선별기	10	8	1	3,448	5,674	1,702	3,972	0	875	2009.09.03	X			0					
	여주시	점동면 처리 739-49	음식물자원화	50	8	1	7,594	7,960	1,811	3,466	2,683	1,049	2008.09.04.	x			0					
		강천면 부평리 552	여주군 자원 재활용 선별장	30	8	1	4,581	2,100	600	1,500	0	290	2005.11.14.	x			0					
	연천군	군남면 남계리 24-1	퇴비	10	-	1	-	1,593	136	1,457		운영중지	1998.01.23	X			0					
		청산면 대전리 457-3	압축・파쇄・감용기	37	3	3	1,640	468		468			2001.08.21	X			0					
	가평군	경기도 가평군 가평읍 상색리 505	압축시설	90	8	3	1,800	1,414	95	1,319		148	2006.03.27	x			0					
		경기도 가평군 가평읍 상색리 509	재활용선별시설	10	8	5	2,843	1,995	598	1,397		655	2006.09.01	x			0					
		경기도 가평군 가평읍 상색리 509-19	전처리시설	80	16	2	7,452	18,978	5,693	13,285		619	2012.09.10	x			0					
	양평군	지평면 금의길 344	재활용선별시설	10	3	1	1,554	2,878	849	1979	50	287	2008.09.04	X			0					
강원	소계	23 개소		820	7	55	97,293	47,951	13,434	34,517	0	9,147			0	0	0	0	0	0	0	0
	춘천시	춘천시 영서로2473	음식물자원화	50	8	1	46	4,500	1,350	3,150		1,146	2005.11.03	×	×	×	0	×	×	×	×	×

구 분		소 재 지	시 설 명	시설용량 (톤/일)	1일평균 가동시간	시설수	2013년 처리량 (톤)	설 치 비 (백만원)				연간유지 관리비 (백만원)	설 치 일 (년.월.일)	발생가스 재이용여부 (o,x)	발생가스 이용현황							
															발생가스 포집량		메탄가스(CH_4) 활용량					
																	에너지생산					에너지 생산 외
시도	시군구							계	국 비	지방비	기타				발생가스 총포집량 (N㎥/년)	발생가스 총 포집량 중 메탄가스량(N㎥/년)	총활용량 (N㎥/년)	발전 (N㎥/년)	냉난방 (N㎥/년)	가스공급 (N㎥/년)	기타 ( ) (N㎥/년)	( ) (N㎥/년)
강원	원주시	흥업면 사제리 산185	연료화	80	16	1	17,303	11,500	3,450	8,050		2,684	2006.10.06	×	×	×	0	×	×	×	×	×
		우산동 508-6	음식물자원화	25	9	1	9,135	2,319	701	1,618		722	2005.04.26	×	×	×	0	×	×	×	×	×
	강릉시	강동면 임곡리 산25	압축기	30	8	4	3,871	1,227	369	858	-	220	2006.10.20.	x			0					
			적환장	40	8	1	16,840	10	-	10	-	23	2007.04.07.	x			0					
	동해시	망상동 1	음식물자원화	30	8	1	9,565	2,980	894	2,086	-	1,423	2004.12.30	×	×	×	0	×	×	×	×	×
	태백시	통동 336-1	음식물자원화	15	8	1	4,280	793	71	722		212.3	2005.03.15				0					
		통동 336-2	선별기	10	8	5	1,384	740	222	518		82.3	2003.02.28				0					
	속초시	속초시 해오름로 99	기타(하수병합)	40	8	1	9,543	9,004	2238	6766	0	247	2005.5.1	×	×	×	0	×	×	×	×	×
	삼척시	남양 재활용선별창고	압축기	24	4	2	172	104	31	73			2009.11.27				0					
			스티로폼감용기	4	4	1	21	52	16	36			2009.11.27				0					
		원덕읍매립장	압축기	19	4	1	10	0		0			2003.06.12				0					
			스티로폼감용기	4	4	1	2	0		0			2004.11.23				0					
		도계읍매립장	압축기	19	4	1	15	0		0			2003.06.12				0					
			스티로폼감용기	4	4	1	3	0		0			2004.11.23				0					
		삼척매립장	음식물처리시설	20	8	1	3,912	900	270	630			2007.11.28				0					
	홍천군	홍천읍 하오안리 249-2	공공재활용선별시설	15	8	1	2,776	4,612	1181	3431		834	2013.2.21				0					
	횡성군	횡성읍 학오로 89	음식물처리시설	10	8	2	3,540	1,533	460	1,073		15	2006.08.05.	x			0					
			압축기	10	8	2		160	48	112		5	2007.11.02.	x			0					
			스티로폼 감용기	0	8	2		80	24	56		2	2007.11.02.	x			0					
			파쇄기	32	8	1		80	24	56		2	2007.11.02.	x			0					
	영월군	영월군 북면 영월로1339-43	음식물자원화시설	5	8	1	2,259	670	201	469		117	2005.5.31				0					
			적환장등	6	8	1	1,200	200	60	140		288	2004.10.6				0					
	평창군	용평면 재산리 1443	음식물처리시설	10	8	1	3,740	1,200	360	840	0	664	2003.03.20	x			0					
	철원군	철원읍 독서당길 305	선별기	6	6	1	406	200	60	140		5	2006.11.30				0					
			스티로폼감용기	1	6	1	24	79	24	55		0	2006.11.30				0					
			파쇄기	24	6	1	193	64	19	45		13	2007.09.05				0					
			캔압축기	6	6	1	61	31	9	22		4	2007.09.05				0					
			폐지결속압축기	8	6	1	185	56	17	39		0	2007.09.05				0					
			알루미늄압축기	6	6	1	13	31	9	22		0	2007.09.05				0					
			수직형압축기	2	6	1	25	12	4	8		11	2007.09.05				0					
			펫트압축기	8	6	1	64	62	19	43		17	2007.09.05				0					
	양구군	남면 창리 84번지	캔 압축기	15	8	1	114	18	-	18	-	2	2003.05.26	x			0					
			스티로폼 감용기	20	8	1	95	39	12	27	-	2	2008.12.17	x			0					
			스티로폼 파쇄기	10	8	1	70				-	3	2008.12.17	x			0					
			파쇄기	125	8	1	1,400	154	46	108	-	3	2006.10.15	x			0					

구 분		소 재 지	시 설 명	시설용량 (톤/일)	1일평균 가동시간	시설수	2013년 처리량 (톤)	설 치 비 (백만원)				연간유지 관리비 (백만원)	설 치 일 (년.월.일)	발생가스 재이용여부 (o,x)	발생가스 이용현황							
															발생가스 포집량		메탄가스(CH_4) 활용량					
																	에너지생산					에너지 생산 외
시도	시군구							계	국 비	지방비	기타				발생가스 총포집량 (Nm³/년)	발생가스 총 포집량 중 메탄가스량(Nm³/년)	총활용량 (Nm³/년)	발전 (Nm³/년)	냉난방 (Nm³/년)	가스공급 (Nm³/년)	기타 ( ) (Nm³/년)	( ) (Nm³/년)
강원	양구군	남면 창리 84번지	파쇄기	10	8	1	10	15	5	11	-	1	2008.12.14	x			0					
	인제군	북면 월학리 1235-3	공공재활용기반시설	10	8	1	887	2,007	546	1461		6	2006.10.09	×			0					
		북면 월학리 산122	음식물쓰레기자원화시설	5	8	1	678	992	290	702		76	2005.03.24	×			0					
	고성군	죽왕면 향목리 225	퇴비화	10	8	1	1,910	1,200	360	840		220	2003.11.01	x			0					
			압축기	8	8	1	141	165		165		12	2008.12.30	x			0					
			파쇄기	30	8	1	1,300	165		10		73	2004.12.03	x			0					
			스티로폼	0	8	1	40	165		2		12	2003.11.01	x			0					
	양양군	양양읍 되넘이길 80	파쇄기	16	8	1	60	150	45	105		1	2009.08.01	x			0					
충북	소계	9 개소		408	8	23	98,466	22,147	6,178	11,969	4,000	5,241			0	0	0	0	0	0	0	0
	청주시	흥덕구 휴암동 338번지	청주시재활용품선별센터	50	10	9	13,270	55	17	38	0	50	2009.01.02				0					
		흥덕구 신대동 633-1	음식물자원화	170	10	1	66,245	8,000	2,400	1,600	4,000	3,639	2004.09.24				0					
	충주시	대소원면 성종두담길 21	재활용품 처리시설	30	8	3	3,595	5,551	1,530	4021		105	2010.9.1	x			0					
	제천시	제천시 신동 625	재활용선별	30	8	1	3,133	1,500	450	1,050		337	2008.06.30	x			0					
		제천시 신동 625	사료	40	24	1	7,621	1,867	483	1,384		625	2008.04.01	x			0					
	보은군	속리산면 갈목리 산19-3	감용기	2	5	1	1	22		22		2	1995.12.01	x			0					
	영동군	용산면 남부로 621-39	재활용선별시설	10	8	1	1,153	164	47	117		150	2010.1.13				0					
	진천군	음성군 맹동면 통동리 산18	선별기 등	15	8	4	1,663	3,943	1161	2782		252	2012.02.28				0					
			압축기	54	0	1	2	125		125		0	2012.12.31				0					
	단양군	매포읍 하괴리 416	음식물 자원화 시설	7	2	1	1,783	920	90	830	0	82	2002.03.24.	x	0	0	0	0	0	0	0	0
충남	소계	17 개소		564	8	22	97,633	65,214	27,210	36,944	1,060	18,972			0	0	0	0	0	0	0	0
	천안시	서북구 백석동 539-1	천안시 재활용선별시설	70	8	1	5,853	10,257	2,100	8,157	0	2,824	2008.11.17				0					
			음식물자원화시설	100	10	1	32,688	7,456	1,944	5,512		7,454	2007.3.20				0					
	보령시	남곡동 1140-6	음식물자원화시설	15	24	1	7,805	2,205	851	1,354		465	2005.05.31	x	0	0	0	0	0	0	0	0
			공공재활용 기반시설	15	4	1	98	1,500	450	1,050	0	360	2007.09.01	x	0	0	0	0	0	0	0	0
			스치로폼 감용기	1	2	1	43	250	175	75	0	15	2007.09.01	x	0	0	0	0	0	0	0	0
	아산시	아산시 실옥동	선별시설	30	8	1	908	2,784	457	1,267	1,060	660	2002.12.18				0					
	서산시	양대동 801	감량화시설	20	8	1	7,782	1,100	330	770		450	2001.05.07	X			0					
		양대동 801	퇴비화시설	10	8	1	668	10		10		0	1995.01.26	X			0					
	논산시	은진면 버들길 137	논산시 재활용선별시설	10	8	1	1,056	1,261	358	903	0	318	2009.01.09	x			0					
	당진시	당진시 송산면 석문방조제로 525	가축분뇨지역단위 통합센터	95	10	1	20,741	19,447	13,613	5,834		1,023	2011.09.25				0					
		당진시 송산면 가곡리 499-3	음식물류폐기물 자원화시설	20	8	1	5,898	3,400	1,020	2,380	0	311	2008.08.01.	x	0	0	0	0	0	0	0	0
		당진시 원당동 396-1	고형화	30	8	1	674	3,477	2,433	1,044	0	396	2008.07.14	x	0	0	0	0	0	0	0	0
	부여군	장암면 북고로 201	재활용선별시설	10	8	1	2,745	3,570	1,071	2,499		539	2013.07.18	x			0					
	서천군	마서면 송내리 463	음식물자원화	6	4	1	780	360	108	252		154	2003.6.5	X			0			0		
		비인면 관리 547-1	선별기	15	3	1	731	1,650	495	1,155		351	2006.12.28	X			0					

구 분		소 재 지	시 설 명	시설용량 (톤/일)	1일평균 가동시간	시설수	2013년 처리량 (톤)	설 치 비 (백만원)				연간유지 관리비 (백만원)	설 치 일 (년.월.일)	발생가스 재이용여부 (o,x)	발생가스 이용현황							
															발생가스 포집량		메탄가스(CH_4) 활용량					
																	에너지생산					에너지 생산 외
시도	시군구							계	국 비	지방비	기타				발생가스 총포집량 (N㎥/년)	발생가스 총 포집량 중 메탄가스량(N㎥/년)	총활용량 (N㎥/년)	발전 (N㎥/년)	냉난방 (N㎥/년)	가스공급 (N㎥/년)	기타 ( ) (N㎥/년)	( ) (N㎥/년)
충남	청양군	청양읍 충절로 1012-66	음식물건조감량화시설	3	8	1	882	622		622		11	2007.03.30.				0					
	홍성군	홍성군 홍북면 중계리 525번지	음식물자원화시설	20	0	1	0	1,760	686	1,074		0	2004.2.14				0					
	예산군	대흥면 차동로 1661-157 (대률리 산51-1)	재활용선별시설	34	8	1	1,482	908	270	638		2,892	2004.9.14	x			0					
	태안군	태안읍 삭선길 354	음식물자원화	20	8	1	5,869	2,154	549	1,605		522	2005.12.31				0					
		태안읍 삭선길 354	재활용선별시설 (선별기, 압축기, 파쇄기)	40	8	3	930	1,043	300	743	0	227	2003.06.30	x			0					
전북	소계	12 개소		612	7	45	125,199	32,803	7,988	19,565	5,250	9,154			0	0	0	0	0	0	0	0
	전주시	덕진구 팔복동4가 960-16	건조기	300	24	3	86,770	7,490	700	1,540	5,250	6,600	2002.04.02	x			0					
			압축기	51	8	3	17,193	3,579	1,072	2,507	0	178	2003.11.07	x			0					
		덕진구 송천동2가 492-36	파쇄기	2	3	2	620	233	140	93		96	2002.04.27	x			0					
	군산시	새만금북로630-28 (내초동 201-7)	재활용선별장	30	8	1	694	381	114	267		471	2002.04.	*			0					
		새만금북로630-28	압축기	2	8	2	338	190	57	133		2	2002.04.	*			0					
			스티로폼감용기	1	8	1	89	95	29	66		7	2002.04.	*			0					
	정읍시	영파길 169	선별기	30	8	5	799	1,000	700	300		367	2005.02.01				0					
	남원시	대산면 대곡리 311	압축기	2	6	4	90	81		81		4	2008.10.30	x			0					
			감용기	0	6	1	41	21		21		2	2008.10.30	x			0					
	김제시	복죽동 440-9	퇴비화	35	6	1	6,241	5,546	1,266	4,280		726	2002.02.20				0					
		오정동 222	선별기	10	5	1	550	1,488	300	1,188		313	2005.03.01				0					
	완주군	비봉면 백도리 419	파쇄기	10	4	1	267	120		120		5	2004.07.14	×			0					
			압축기	2	4	1	53	100		100		5	1997.08.06	×			0					
			스티로폼감용기	1	4	1	27	100		100		5	2013.06.20	×			0					
	무주군	적상면 구리골로 218-70	재활용선별시설	13	3	4	543	1,500	750	750		28	2001.12.31	x			0					
	고창군	아산면 계산리680-5번지	음식물자원화	20	8	1	5,589	1,990	201	1,789		42	2007.07.18	X			0					
			적환장	10	8	6	845	1,010	303	707		5	2003.05.20	X			0					
	부안군	줄포면 줄포리 분탕골로 215-34	파쇄기(폐콘)	50	-	1	145	170	-	170		5	'98.04.16				0					
			압축기	5	1	1	113	114	-	114		3	'09.05.16				0					
			적환장 등	5	6	2	1,127	1,488	446	1,042		18	'09.06.29				0					
			퇴비화	7	6	1	2,384	1,244	360	884		117	'09.01.20				0					
			감용기(폐스티로폼)	1	6	1	40	363	200	163		6	'07.09.28				0					
			연료화시설	25	8	1	641	4,500	1,350	3,150		150	'12.05.15				0					
전남	소계	35 개소		647	6	66	112,387	53,086	15,467	29,494	8,124	8,320			1,871,540	1,836,170	1,836,170	1,836,170	0	0	0	0
	목포시	목포시대양동 698	음식물 자원화시설	40	8	1	11,703	3,373	1,012	2,361		583	2005.1.10	x			0					
		대양로 241-55	적환장 등	50	8	3	853	1,230	369	861		330	2004.7.20	x			0					
	여수시	월내동 200-10	압축기	1	8	1	47	80		80		189	2010.11.15	x			0					
			선별기	24	8	1	920	8		8			2010.11.15	x			0					
			스치로폼감용기	1	8	1	14	53		53			2010.11.15	x			0					

구 분		소 재 지	시 설 명	시설용량 (톤/일)	1일평균 가동시간	시설수	2013년 처리량 (톤)	설 치 비 (백만원)				연간유지 관리비 (백만원)	설 치 일 (년.월.일)	발생가스 재이용여부 (o,x)	발생가스 이용현황							
															발생가스 포집량		메탄가스(CH_4) 활용량					
																	에너지생산					에너지 생산 외
시도	시군구							계	국 비	지방비	기타				발생가스 총포집량 (Nm³/년)	발생가스 총 포집량 중 메탄가스량(Nm³/년)	총활용량 (Nm³/년)	발전 (Nm³/년)	냉난방 (Nm³/년)	가스공급 (Nm³/년)	기타 ( ) (Nm³/년)	( ) (Nm³/년)
전남	여수시	월내동 1413	음식물퇴비화시설	75	24	1	23,766	7,110	1,620	658	4,832	1,895	2009.10.19	×			0					
	순천시	해촌길35(왕지동)	압축시설	100	8	1	27,060	1,867		1,867		439	2005.11.11				0					
			파쇄장	40	6	1	1,412	249		249		33	2008.11.21				0					
			매립가스 자원화시설	1	24	1	43	2,500			2,500	285	2005. 7.28	0	1,745,220	1745220	1,745,220	1,745,220				
		해룡면 홍내교길 222	음식물자원화시설	50	8	1	21,407	5,645	1,350	4,295		1,762	2005.12.31	×			0					
	광양시	광양읍 죽림리 산 128-1	적환장	8	8	4	912	450		450		411	1997.03.20	x			0					
			퇴비화	50	8	1	3,820	5,591	1,594	3,997		708	2003.02.25	x			0					
	담양군	담양읍 태봉로 228-73	선별기 등	10	5	1	474	1,365	210	1,155		73	2005.12.02				0					
		담양읍 강쟁길 49-190	음식물자원화	5	1	1	1,379	188	56	132		132	2001.06.01				0					
	곡성군	곡성읍 곡고로 98-157	적환장	15	8	1	2,732	353		353		8	2009. 11. 02	x			0					
	구례군	마산면 섬진강대로 5363	캔압축기	3	1	1	6	29		29		1	2010.05.25				0					
			스티로폼감용기	1	2	1	3	35		35		1	1999.10.01				0					
			펫트압축기	2	6	1	19	22		22		1	2013.07.23				0					
	고흥군	고흥 호형 1164	스치로폼 감용기	1	8	1	45	35		35		6	1999.10.1				0					
			펫트병 압축기	5	8	1	97	50		50		8	2005.1.24				0					
	보성군	보성읍 용문리 616-1	파쇄기	6	3	1	104	89		89		5	2008.06.11.	x			0					
			스티로폼감용기	0	2	1	6	57		57		2	2009.05.12.	x			0					
		미력면 덕림리781	부숙화시설	8	24	1	1,106	3,500	2,450	1,050		222	2010.07.23.	x			0					
		미력면 덕림리 780-1	음식물처리	8	3	1	2,153	1,998	999	999		66	2010.01.29.	0	126,320	90,950	90,950	90,950				
	화순군	한천면 덕음로 548	감용기	3	8	1	45	52		52		1	2003.9.1	X	0	0	0	0	0	0	0	0
			선별기	10	8	1	1,000	103	31	72		2	2009.4.1	X	0	0	0	0	0	0	0	0
			압축기	8	8	3	700	220	66	154		2	2009.4.1	X	0	0	0	0	0	0	0	0
	강진군	강진군 강진읍 남당로 97-73	압축파쇄	26	3	2	807	2,370	1,385	985		40	2007.03.13	X			0					
	해남군	해남읍 복평리 891	음식물자원화시설	15	8	1	3,926	2,300	690	1,610		78	2012.12.31.	x			0					
			재활용선별시설	10	8	1	1,304	2,300	690	1,610		62	2013.08.04.	x			0					
	영암군	군서면 녹색환경길 374 (도장리 1094-1)	공공재활용선별시설등	10	4	6	1,677	3,000	900	2,100		301	2009.10.1				0					
	무안군	무안군 무안읍 성동리 56-8번지	음식물건조시설	10	21	1	1,467	1,100	308	0	792	407	2008.7.1.	×	0	0	0	0	0	0	0	0
	함평군	함평읍 주포로 170-9일원	파쇄기	1	3	1	120	40		40		4	2001.04.01	×			0					
			스티로폼감용기	0	1	1	15	46		46		3	2005.12.30	×			0					
	영광군	홍농읍 홍농로8길 214	재활용품 선별기	10	7	1	331	1,692	300	1,392	0	10	2007.10.12	x	0	0	0	0	0	0	0	0
	장성군	황룡면 월평리산34-20	공공재활용선별시설	10			10	2,125	600	1,525			2010.8.26				0					
	완도군	완도읍 망석리산 1	선별기	5	1	1	150	441	441	0		3	2011.04.27.	x			0					
			압축기	3	3	1	4	80	24	56		3	2004.02.13	x			0					
		신지면 대곡리 1492-1	압축기	1	1	1	1	10	0	10		0	2007.10.15	x			0					
		고금면 도남리 789	압축기	1	1	1	1	10	0	10		1	2007.10.15	x			0					

구 분		소 재 지	시 설 명	시설용량 (톤/일)	1일평균 가동시간	시설수	2013년 처리량 (톤)	설 치 비 (백만원)				연간유지 관리비 (백만원)	설 치 일 (년.월.일)	발생가스 재이용여부 (o,x)	발생가스 이용현황							
															발생가스 포집량		메탄가스(CH_4) 활용량					
																	에너지생산					에너지 생산 외
시도	시군구							계	국 비	지방비	기타				발생가스 총포집량 (N㎥/년)	발생가스 총 포집량 중 메탄가스량(N㎥/년)	총활용량 (N㎥/년)	발전 (N㎥/년)	냉난방 (N㎥/년)	가스공급 (N㎥/년)	기타 ( ) (N㎥/년)	( ) (N㎥/년)
전남	완도군	약산면 해동리 255	압축기	1	1	1	1	10	0	10		0	2007.10.15	x			0					
		청산면 신흥리 305	압축기	1	1	1	0	10	0	10		0	2007.10.15	x			0					
		소안면 미라리 1057	압축기	1	1	1	1	10	0	10		0	2007.10.15	x			0					
		금당면 육산리 839	압축기	1	1	1	0	3	1	2		0	2005.05.09	x			0					
		보길면 예송리 산 30	압축기	2	1	1	1	20	6	14		1	2005.11.21	x			0					
		생일면 금곡리 산15	압축기	2	1	1	0	20	6	14		0	2005.11.21	x			0					
	진도군	군내면 덕병리 1173	압축,선별	10	1	6	738	1,197	359	838		240	2006.11.2.	×			0					
	신안군	지도읍 봉리 363-2	압축기	1	1	1	4	30	0	30		1	2004.11.29	x			0					
		임자면 도찬리 산149	파쇄기	1	1	1	3	20	0	20		1	2005.10.20	x			0					
경북	소계	23 개소		427	6	44	80,368	39,607	9,771	25,870	3,966	10,003					0	0	0	0	0	0
	경주시	경주시 천군동 1523	경주시재활용선별장	40	8	1	4,028	3,420	900	2,520	0	1,270	2006.3.28	x			0					
		경주시 천군동 1519	경주시음식물자원화시설	60	8	1	21,332	5,010	1,503	2,007	1,500	1,956	2009.12.16	x			0					
	김천시	응명동 1012-1	선별기	10	8	1	2,580	1,000	300	700		240	2003.04.01	x			0					
	안동시	풍산읍 마애리 705-11	음식물자원화	30	8	1	10,158	3,929	963	2,966		1,166	2005.08.01	x			0					
	구미시	석적읍 중리 412	음식물 사료화	95	8	1	22,053	2,466			2,466	2,162	2005.07.11	x			0					
		산동면 백현리 산177-1	구미시 재활용선별장(선별기 등)	50	8	4	6,395	7,750	2,325	5,425		1,123	2011.02.01	x			0					
	영주시	문수면권선리산1	스티로폼감용기	1	8	1	35	56		56		5	2010.3.15				0	해당없음				
	영천시	바깥완산길433(그린환경센터)	재활용품선별장	8	8	1	702	600	150	450		20	2004.2.4.	x			0					
	상주시	복룡동153-18	스티로폼감용기 등	10	8	5	188	2,012	450	1,562		32	2004.05.28	x			0					
	문경시	공평동 산 71	재활용선별장	20	8	4	1,428	1,245	290	955		200	2007.01.01	x			0					
	경산시	경산시 자인면 자인공단4로 36	재활용선별장	20	8	6	4,837	2,012	450	1,562		635	2003.07.01	×			0					
	군위군	군위읍 내량길 150	스티로폼감용기	1	1	1	6	34		34		1	2007.04.11	×			0					
	의성군	의성읍 동부로 3085	캔압축기	1	1	1	37	22		22		1	2004.5.1	x			0					
			스티로폼감용기	1	1	1	1	25		25		1	2003.5.13	x			0					
	영양군	영양읍 전곡리 648	스치료폼감량기	1	2	1	12	17		17		2	2006.01.12	X			0					
	영덕군	강구면 하저리 산105	적환장등	10	8	5	50	1,400	420	980		1	2008.01.02	x			0					
		영해면 벌영리 7-1	스티로폼감용기	1	8	1	1	5,313	1,500	3,813		1	2003.05.01	x			0					
		강구면 금호리 1396	음식물자원화	12	8	1	6	716		716		57	2006.12.24	x			0					
	고령군	쌍림면 쌍쌍로 346(신곡리 757)	스티로폼감용기	2	8	1	8	33		33		1	2005.10.07	X			0					
	성주군	성주읍 삼산3길 73	스티로폼감용기	1	1	1	22	43		43		15	2004.09.16	x			0					
			압축기	20	1	1	34	90		90		4	2009.08.25	x			0					
	봉화군	봉화읍 유곡리 1171	선별기 등	10	2	1	178	163	49	114	0	3	2006.1.24	x			0					
	울진군	울진읍 고성리 864-3	스티로폼감용기	1	1	1	1	26		26		1	2003.08.01				0					
		후포면 금음리 456-3	음식물자원화	20	13	1	6,241	1,875	366	1,509		1,101	2004.10.03				0					
	울릉군	울릉읍 사동리 49-5	고철압축기	2	1	1	35	350	105	245		5	2012.07.25	x			0					

구 분		소 재 지	시 설 명	시설용량 (톤/일)	1일평균 가동시간	시설수	2013년 처리량 (톤)	설 치 비 (백만원)				연간유지 관리비 (백만원)	설 치 일 (년.월.일)	발생가스 재이용여부 (o,x)	발생가스 이용현황							
															발생가스 포집량		메탄가스(CH_4) 활용량					
																	에너지생산					에너지 생산 외
시도	시군구							계	국 비	지방비	기타				발생가스 총포집량 (N㎥/년)	발생가스 총 포집량 중 메탄가스량(N㎥/년)	총활용량 (N㎥/년)	발전 (N㎥/년)	냉난방 (N㎥/년)	가스공급 (N㎥/년)	기타 ( ) (N㎥/년)	( ) (N㎥/년)
경남	소계	35 개소		1,159	8	102	206,111	151,979	34,921	107,547	9,511	20,745			2,479,593	1,570,723	895,833	361,569	0	0	534,264	1,194,378
	창원시	성산구 신촌동 123	선별기 등	171	6	5	46,602	20,503	5,058	15,445	0	5,033	2002.03.09				0					
		마산합포구 진동면 인곡리 171	압축기 등	100	8	3	5,064	65,223	12,547	52,676		960	2009.10.26				0					
		진해구 덕산동 585	적환장 등	15	6	4	4,223	1,500		1,500		515	2009.01.19				0					
		내서 용담 103-5	사료화	60	6	1	60	1,717	515	240	962	1,179	2000.08.04				0					
		내서 원계 381-3	선별기	40	6	1	0	75	21	54		위탁관리	2012.01.01 폐쇄				0					
		구산면 옥계리 463	스티로폼감용기	1	6	1	3	200	160	40		25	2005.12.29.				0					
		진해시 행암동 24-1	음식물류폐기물 자원화처리장	50	6	1	50	1,620	486	1,134		1,499	2000.11.30				0					
	진주시	내동면 유수길 75번길 27	재활용품선별장	50	8	1		1,440		1,440		866	2006.06.15				0					
		내동면 유수길 75번길 63	음식물자원화시설	110	10	2	28,479	11,068	3,228	7,840	0	686	2005.09.30 2013.1.31	O	1,112,520	723,138	578,510	361,569	-	-	216,941	144,628
	통영시	통영시 명정동 748-9	어업용 스티로폼 감용기	1	8	1	147	174	155	19		400	2004.01.24	×			0					
		통영시 명정동 765	압축시설 등	12	8	3	1,980	3,183	955	2,228		695	2006.10.23	×			0					
	사천시	사등동 114-1	음식물자원화	20	7	1	6,126	1,270	381	889		260	2004.01.19	x			0					
		사등동 86-3	재활용공공선별장	15	7	1	433	1,770	524	1,246		74	2007.7.14	x			0					
	김해시	진영읍 김해대로 832-68	음식물자원화	100	8	1	44,926	2,447	90	1,457	900	1,710	1999.12.15	x			0					
		한림면 김해대로 835번길 13-72	선별기, 스티로폼감용	64	8	1	9,050	7,037	2,111	1,407	3,519		2007.06.13	x			0					
	밀양시	무안면 마흘리 산229-4	재활용품선별시설	10	6	15	1,827	2,926	870	2,056		332	2006.02.02	×			0					
		밀양시 상남면 기산리 34-1	음식물자원화	20	6	1	5,861	1,460	438	1,022		193	2003.10.30	O	1,367,073	847,585	317,323				317,323	1,049,750
		밀양시 상남면 기산리 34-1	하수슬러지처리시설	10	24	1	2,558	2,994	2,096	898		363	2009.07.31	×	-	-	0					
	거제시	연초면 한내8길95	선별압축감용설비	30	7	9	2,600	4,600	1,380	3,220	0	1,200	2011.12.15	×			0					
		연초면 한내8길95	선별압축감용설비	30	7	9	2,600	4,600	1,380	3,220	0	1,200	2011.12.15	×			0					
		사등면 피솔길 240	스티로폼감용기	2	7	2	289	847	678	169	0	493	2005.01.26	×								
	양산시	동면강변로264	재활용품선별시설	80	8	1	5,180	4,000		4,000		0	2008.02.01	x			0					
		유산동 산120번지	음식물공공처리	60	8	1	19,155	1,940			1,940	963	2006.3.31	x			0					
	의령군	의령군 대의면 의령대로 224-211	압축기	3	1	1	16	125		125		1	2002.11.16	×			0					
			감용기	1	1	1	6	537	500	37		2	2006.10.01	×			0					
	함안군	함안군 가야읍 함마대로 1276	압축기,선별기 스티로폼감용기	10	7	11	253	1,250		1,250		225	2010.3.12	x			0					
	창녕군	장마면 신구리 산47-6	파쇄시설	10	8	1	550	22	6	16		4	2009.08.03	x			0					
	고성군	고성읍 교사리 13	폐스티로폼 감용기	2	8	1	43	400	200	160	40	54	2004.05.24	×			0					
	남해군	남해군 남변리 10-1	고형화,연료화	25	8	1	5,652	1,200		400	800	503	2003.01.03				0					
			어업용 스티로폼 감용기	0	8	1	50	250		200	50	28	2008.10.15				0					
		남해읍 남변리 138	음식물자원화	8	8	1	2,846	1,500		200	1,300	690	2001.12.06				0					
	하동군	하동군 금성면 해안로 198	선별기,압축기,파쇄기	10	8	1	442	567	170	397		10	2007.12.28				0					
	산청군	산청군 진산로2192-103	선별기 등	8	8	8	332	417	125	292		130	2006.01.18				0					
	함양군	함양군 함양읍 이은리 산 23-1	재활용선별시설	5	8	1	1,533	2,000	600	1,400		125	2011.4.16.				0					

구 분		소 재 지	시 설 명	시설용량 (톤/일)	1일평균 가동시간	시설수	2013년 처리량 (톤)	설 치 비 (백만원)				연간유지 관리비 (백만원)	설 치 일 (년.월.일)	발생가스 재이용여부 (o,x)	발생가스 이용현황							
															발생가스 포집량		메탄가스(CH_4) 활용량					
																	에너지생산					에너지 생산 외
시도	시군구							계	국 비	지방비	기타				발생가스 총포집량 (N㎥/년)	발생가스 총 포집량 중 메탄가스량(N㎥/년)	총활용량 (N㎥/년)	발전 (N㎥/년)	냉난방 (N㎥/년)	가스공급 (N㎥/년)	기타 ( ) (N㎥/년)	( ) (N㎥/년)
경남	거창군	거창읍 양평리 341	재활용선별창고	10	8	5	1,825	167	37	130		87	1999.07.31	×			0					
	합천군	대양면 합천대로 2586-51	합천군 재활용선별장	6	8	2	606	700	210	490	0	87	2007.08.20	x			0					
		대양면 합천대로 2586-19	슬러지 퇴비화시설	10	8	1	4,744	250	0	250	0	154	2009.06.03	x			0					
제주	소계	14 개소		313	11	16	77,262	30,755	10,307	20,448	0	4,489		0	0	0	0	0	0	0	0	0
	제주시	한림읍 월림리 산2-1	폐스티로폼감용기	1	8	1	10	200	100	100		8	2006.02.01	X			0					
		구좌읍 동복리 산56-12	파쇄기	16	8	1	1	28		28		1	2004.02.26	X			0					
		구좌읍 동복리 산56-12	폐스티로폼감용기	1	8	1	21	150		150		10	2003.02.24	X			0					
		한림읍 협재리 2927-3	음식물쓰레기고속발효기	0	24	1		20	10	10			2007.02.01	X			0					
		우도면 연평리 561	음식물쓰레기고속발효기	1	24	3	200	198		198		10	2007.02.01	X			0					
		추자면 신양리 산123	폐스티로폼감용기	1	8	1	2	230	184	46		5	2011.12.27	X			0					
		추자면 신양리 산123	음식물쓰레기처리시설	1	24	1	77	198		198		6	2013.09.16	X			0					
		제주시 송이길 226	제주시음식물자원화센터	50	8	1	21,434	3,932	1,617	2,315		1,570	2000.2.1	X			0					
		제주시 송이길 226 (회천동294-22)	제주시 리사이클링센터	60	5	1	6,763	8,402	2,521	5,881		206	2012.04.05	X			0					
		제주시 송이길 226	제주시음식물자원화센터	60	8	1	25,746	5,126	2,078	3,048		1,884	2002.12.23	X			0					
		제주시 송이길 226 (회천동)	리사이클링센터	60	8	1	6,763	8,367	2,495	5,872		229	2012-04-05	x			0					
	서귀포시	서귀포시 색달동 산8-2번지	스티로폼감용기	1	8	1	45	237	160	77		10	2006.2				0					
		서귀포시 색달동 산8-3번지	선별기	15	8	1	4,130	637	275	362		300	2001.1				0					
		서귀포시 색달동 산8-4번지	음식물자원화	46	8	1	12,071	3,030	867	2,163		250	2001.2				0					

7. 기타시설 설치현황 (적환장,압축,파쇄,건조,고형화,사료,퇴비화,연료화시설 등 처리시설)

나. 자가처리업체

구분		업 체 명	대 표 자	소 재 지	시 설 명	시설용량 (톤/일)	1일평균 가동시간	시 설 수	2013년 처리량(톤)	설치비 (백만원)	설치승인일 (년.월.일)
시도	시군구										
전국	합계	315 업체				61,182	9	589	6,702,109	97,029	
서울	소계	1 업체				60	7	1	1,100	45	
	용산구	한강기업㈜	남기춘	한강로3가 40-1002	한강기업압축장	60	7	1	1,100	45	1996.4.1.
부산	소계	1 업체				1	1	1	48	70	
	강서구	르노삼성자동차	프랑소아 프로보	강서구 신호동 185	파쇄분쇄기	1	1	1	48	70	2008.12.16
대구	소계	6 업체				421	10	8	35,739	9,443	
	서구	양지철강	윤재춘	대구서구 가르뱅이로 9길 26-1	압축	150	8	1	11,868	150	2007.04.20
		대구염색산업단지관리공단	정명필	대구서구 염색공단천로19길24	파쇄	15	8	2	0	3,500	2008.06.19
		㈜키토랑	조영래	대구서구 와룡로 73길 50	건조분쇄	5	10	2	1,053	150	2009.08.06
		대경금속	손진훈	대구서구 문화로 22-16	용융	6	8	1	236	50	2008.12.12
	달성군	상수도사업본부 매곡정수사업소	소 장	다사읍 달구벌대로 717	정제시설	5	24	1	1,801	5,462	1999.07.22
		대동금속㈜	대표이사	논공읍 논공로 602	분쇄시설	240	3	1	20,781	131	2003.12.30
인천	소계	7 업체				323	6	26	9,339	10,900	
	중구	씨제이라이온㈜	이재관	신흥동3가 64	분쇄시설	4	0	1	0	9	1999.11.13
					압축시설	123	2	1	12	13	1999.11.13
	남동구	구월농축산물 도매시장	관리소장	구월동 1446	탈수시설	80	8	1	1,819	104	2003.10.04
		㈜영화수출포장	대표이사	고잔동 699-5	분쇄시설압출시설	38	8	11	1,729	200	2007.07.13
		광신포장	신창식	고잔동 650-11	분쇄시설	3	8	4	45	15	2007.07.24
		중원정밀	윤관원	고잔동 705-2	분쇄시설	1	8	1	3	9	2009.8.13
	부평구	한국지엠주식회사	대표이사	부평대로 233	건조시설 등	14	8	5	5,010	10,300	1998.10.15 1999.11.18
		삼산농산물도매시장관리사무소	소장	영성동로 46	탈수 등	60	5	2	721	250	2011.03.16
광주	소계	31 업체				1,503	8	42	70,893	2,320	
	동구	롯데쇼핑㈜	이철우	독립로 268(대인동)	압축	30	6	1	442	25	2010.12.22
		홈플러스㈜계림점	이승환	무등로 314(계림동)	압축	30	5	1	176	20	2008.01.08
	서구	롯데쇼핑㈜롯데마트 상무점	이철우	광주광역시 서구시청로40(치평동)	압축기 1식	2	8	1	220	15	2005.04.13
		롯데쇼핑(주)롯데마트 광주점	신현	광주광역시 서구 금화로278(풍암동)	압축기 1식	2	8	1	440	15	2007.02.08
		㈜신세계 이마트	대표이사	광주광역시 서구 죽봉대로61(화정동)	압축기 1식	2	8	1	426	18	2006.10.16
		㈜광주신세계백화점	대표이사	광주광역시 서구 무진대로904(광천동)	압축기 1식	2	8	1	440	16	2009.01.06
		(주)이마트상무점	최병렬	광주광역시 서구 운천로263(치평동)	압축기 1식	2	8	1	210	10	2005.08.04
		㈜미래환경산업개발	장계상	서창둑길 166	분쇄기	3	4	1	150	52	2010.01.01
	북구	해태제과㈜광주공장	대표이사	하서로 222(양산동)	압축	30	8	1	30	25	2002.02.01
		롯데칠성음료㈜	대표이사	하서로 290-20(양산동)	압축	30	8	1	145	30	2001.03.12
		대영자원㈜	대표이사	동배들길 61(동림동)	분쇄	450	8	7	1,189	270	2002.03.19
		코카콜라음료㈜	대표이사	양일로130(양산동)	압축,파쇄	90	8	2	80	70	2002.05.13
		홈플러스㈜동광주점	대표이사	동문대로 200(두암동)	압축	10	8	1	501	40	2002.11.26
		㈜디엔코	대표이사	양일로137-13(양산동)	용융	40	8	1	17,260	60	2004.04.21
		오비맥주㈜	대표이사	양일로 177(양산동)	분쇄	60	8	2	1,198	80	2004.08.31
		㈜무등자원	임옥자	동배들길 33(동림동)	압축, 용융	140	8	3	10,295	260	2005.07.18
		한국재생자원	이권석	동배들길41번길 11(동림동)	압축	60	8	1	955	40	2006.11.15
		㈜마이스터	대표이사	첨단벤처로60번길 30(대촌동)	분쇄	1	8	1	310	2	2008.02.13
		㈜미래압축	임영천	양일로 137-14	압축	240	8	1	13,218	100	2008.08.28
		성우환경	최봉주	하서로672번길 41	압축, 용융	10	8	2	65	70	2009.04.08
		㈜고서삼화자원	이상갑	운정동 273-3	절단	40	8	1	2,100	356	2010.07.16
		조선물산	박상종	하남대로 505(동림동)	압축	8	8	1	295	150	2010.08.02
		삼성전자㈜ 광주사업장	대표이사	엠코로 70(오룡동)	파쇄	3	8	1	626	50	2010.10.11
		㈜화진건설	이방원	삼서로 490(용전동)	용융	4	8	1	3,456	50	2013.01.24
	광산구	㈜서산	염홍섭	장덕동 983-1	탈수	40	8	1	4,050	27	1999.08.19
		(주)신경남	김경태	하남동 192-5	절단	150	8	1	11,764	310	2009.05.22
		롯데쇼핑㈜ 롯데마트 수완점	이철우	장덕동 1678	압축	3	8	1	267	25	2009.10.14
		㈜신세계이마트 광산점	이경상	우산동 1598-3	압축	3	8	1	233	15	2009.10.26
		동진전자㈜	오대종	오선동 270-36	파쇄·분쇄	1	8	1	52	10	2009.12.22
		㈜엘지이노텍	허영호	장덕동 978-1	압축	16	8	1	168	12	2011.01.06
		광주원예농업협동조합	조합장	하남산단7번로 23(오선동)	절단	1	8	1	132	97	2012.03.06
대전	소계	10 업체				178	11	24	22,253	2,388	
	중구	대전오월드	사장	중구 사정공원로 70(사정동)	퇴비화	2	8	1	11	102	01.09.19
	유성구	영보화학㈜ 대전공장	이영식	유성구 복용동로 35(복용동)	용융시설	1	8	4	12	50	09.12.29
	대덕구	롯데칠성음료㈜대전공장	이광훈	대덕구 문평서로 57(문평동)	압축등	7	2	2	211	142	99.12.29.
		유한킴벌리㈜대전공장	대표이사	대덕구 대덕대로 1277번길 90(문평동)	압축등	82	16	4	6,032	510	03.09.24.
		한솔제지㈜	선우영석	대덕구 신일서로 68번길 50(신일동)	파쇄등	38	24	2	2,876	560	03.01.03.

구분		업 체 명	대 표 자	소 재 지	시 설 명	시설용량 (톤/일)	1일평균 가동시간	시 설 수	2013년 처리량(톤)	설치비 (백만원)	설치승인일 (년.월.일)
시도	시군구										
대전	대덕구	한라비스테온공조㈜	대표이사	대덕구 신일서로 95(신일동)	압축	9	8	2	396	72	04.07.09.
		한일제관㈜	정동택	대덕구 대덕대로 1448번길 50(신일동)	압축	4	8	2	55	159	04.07.16.
		㈜효성대전2공장	이상운	대덕구 신일서로 17번길 85(신일동)	압축	1	8	2	374	20	05.04.28.
		한국수출포장공업㈜대전공장	대표이사	대덕구 신일동로 42(신일동)	압축	17	20	1	6,023	770	07.12.17.
					절단	17	20	3	6,023		
		㈜크라운제과대전공장	장완수	대덕구 신일서로 67번길 57(신일동)	압축	1	1	1	240	3	07.11.08.
울산	소계	5 업체				73	8	5	14,858	231	
	북구	홈플러스테스코㈜울산점	도성환	상안동 322-9번지	압축	1	8	1	128	18	2001.05.28
		㈜메가마트	강성균	진장동 54B 1L	압축	2	8	1	75	20	2001.05.31
		현대자동차㈜	김동진	양정동 700번지	압축	30	8	1	9,000	130	2000.03.30
		현대하이스코㈜	윤명중	염포동 265번지	압축	24	8	1	5,486	50	2001.09.22
		롯데쇼핑㈜롯데마트 진장점	이철우	진장동 진장유통단지 9B	압축	16	8	1	169	13	2006.05.19
세종	소계	2 업체				4	24	2	987	9	
	세종시	㈜케이씨씨	김춘기	전의면 유천리 935	분쇄	3	24	1	956	4	2004.6.16
		약선원식품	윤석규	전의면 관정리 50	퇴비화	0	24	1	31	5	2000.12.9
경기	소계	95 업체				4,390	10	220	314,990	20,678	
	수원시	삼성전자㈜	대표이사	영통구 매탄동 416	압축	98	8	1	2,822	200	2012.10.26
		삼성전기㈜	대표이사	영통구 매탄동 314	압축	8	8	1	597	30	2012.12.06
		농산물유통센터	이현무	권선구 구운동218-1	파쇄 등	2	3	2	10	65	2003.12.26
		오성자원	최동현	권선구 오목천동 887-4	압축	100	6	1	10,989	273	2000.03.23
	성남시	코오롱트리폴리스입주자대표회의	대표회의회장	분당구 금곡동 210	호기성분해시설	2	24	3	144	95	2001.06.14
		성진자원㈜	백호진	분당구 정자동 211	압축시설	2	8	1	532	30	2009.12.24
		신양자원	이정원	분당구 서현동 263	압축시설	12	8	1	1,083	15	2011.10.06
	의정부시	신세계 의정부점	장재영	의정부시 평화로525	폐지 압축시설	2	1	1	300	0	2013.04.08
	안산시	율촌화학㈜연포장1공장	한규상	단원구 범지기로 78 (원시동)	압축시설	8	2	1	223	20	1997.12.01
		㈜신대양제지 시화공장	권혁홍	단원구 별망로 129 (성곡동)	탈수시설 등	185	8	8	33,074	440	1997.11.05.
		대양제지공업㈜	권영	단원구 신원로 50 (신길동)	탈수시설 등	100	24	2	27,823	247	1998.03.16.
		정일산기㈜	강진수	단원구 신원로 78 (성곡동)	압축시설	219	6	5	26,900	1,000	2003.03.12
		진성철강㈜	전종성	단원구 정왕천동로82번길 41 (성곡동)	압축시설	247	8	1	57,500	370	2003.03.28
		㈜한국주조	대표이사	단원구 번영로94번길 40 (성곡동)	용융시설	8	4	2	1,200	100	2003.05.19
		㈜광신판지	권영	단원구 산단로 270 (원시동)	분쇄시설 등	14	24	7	4,200	79	2003.07.14
		신안포장산업	대표이사	단원구 장자골로 25 (성곡동)	분쇄시설 등	18	18	20	6,000	200	2003.09.22
		㈜고려제지 도공지사업부	박영환	단원구 번영2로 23 (성곡동)	압축시설	1	8	1	123	60	2003.11.25
		서울우유협동조합 안산공장	조합장	단원구 성곡로 153 (신길동)	압축시설 등	5	24	2	950	80	2004.02.25
		대신칼라팩㈜	대표이사	단원구 산단로83번길 140 (목내동)	압축시설	1	10	1	118	25	2004.07.20
		대영포장㈜	권영	단원구 산단로 265 (원시동)	분쇄시설 등	16	22	11	5,431	1,200	2004.08.09
		(주)위스컴 안산2공장	대표이사	단원구 해봉로 352 (신길동)	분쇄시설	1	1	2	5	11	2004.11.06
		롯데알미늄(주) 안산2공장	대표이사	단원구 원시로 239-13 (원시동)	분쇄시설 등	16	22	5	2,600	88	2004.12.03
		신양금속공업(주)시화공장	대표이사	단원구 시화로 162 (성곡동)	압축시설	13	0	1	0	700	2004.12.29
		엔피씨㈜	대표이사	단원구 해안로 289 (원시동)	분쇄시설 등	2	8	2	420	60	2005.01.27
		경성실업 (구,두산동아㈜인쇄안산공장)	대표이사	단원구 강촌로 244 (목내동)	압축시설	14	8	2	2,068	500	2005.08.30
		신일금속	이광수	단원구 번영로132번길 16 (성곡동)	용융시설	18	8	1	6,600	100	2005.10.14.
		톨리스러셀코터스코리아㈜	대표이사	단원구 진흥로38번길 8 (성곡동)	절단시설 등	16	9	3	534	2,450	2005.11.02
		㈜산성엘엔에스	대표이사	단원구 번영2로 81 (성곡동)	분쇄시설 등	13	24	7	3,664	50	2005.11.02
		㈜위스컴	대표이사	단원구 강촌로 237 (목내동)	분쇄시설	1	3	2	12	11	2005.11.17
		㈜산성엘엔에스	김진구	단원구 신원로 66 (성곡동)	분쇄시설 등	4	24	4	1,503	50	2005.11.17
		(주)에버그린패키징코리아	이한동	단원구 목내로119번길 68 (목내동)	분쇄시설 등	7	23	3	748	143	2006.10.16
		일신화학공업㈜	대표이사	단원구 성곡로 59 (성곡동)	분쇄시설	2	8	2	779	60	2006.12.21
		바이엘코리아㈜	빌프리드 하이더	단원구 능안로 14 (목내동)	압축시설	1	0	1	2	10	2007.01.30
		삼성에프・씨㈜	대표이사	단원구 진흥로10번길 57 (성곡동)	분쇄시설	1	2	1	12	13	2007.06.25
		삼성에프・씨㈜	대표이사	단원구 원시로 160 (원시동)	분쇄시설	1	1	2	15	15	2007.09.27
		세경산업㈜	대표이사	단원구 신원로 117 (성곡동)	분쇄시설	1	8	1	8	30	2008.01.24
		㈜평안하이텍	대표이사	단원구 지원로 179 (성곡동)	압축시설	1	3	2	71	140	2008.12.29
		태성정밀㈜	대표이사	단원구 성곡로134번길 27 (성곡동)	용융시설	8	16	3	1,623	120	2009.10.01
		㈜대원합금	대표이사	단원구 정왕천동로82번길 12 (성곡동)	용융시설	6	8	4	1,960	100	2009.11.18
		(주)서울합금	대표이사	단원구 능길로115번길 13 (신길동)	용융시설	1	0	4	0	50	2009.11.23
		㈜태우	대표이사	단원구 시화로 133 (성곡동)	용융시설	122	24	6	40,000	1,320	2010.01.07.
		㈜태훈비철금속	대표이사	단원구 번영2로 9 (성곡동)	용융시설	34	0	2	0	90	2010.07.15
		㈜컵원	대표이사	단원구 번영로185번길 21 (성곡동)	압축시설	1	2	1	100	40	2012.05.03.
		㈜삼형	대표이사	단원구 지원로 196 (성곡동)	압축시설	192	8	1	6,000	220	2012.11.05.
		㈜모스토	대표이사	단원구 해안로 309-8 (초지동)	용융시설	2	20	1	87	50	2012.11.07.
		㈜유텍솔루션	대표이사	단원구 번영로 124 (성곡동)	정제시설	1	6	1	324	12	2013.01.11.
		SJ칼라산업	권순배	단원구 해안로31번길 29 (성곡동)	건조시설	1	1	1	1	5	2013.08.06.
		신양금속공업㈜반월공장	대표이사	단원구 원시로 48 (원시동)	용해시설 등	250	24	6	2,319	5,300	2013.10.07.

구분		업 체 명	대 표 자	소 재 지	시 설 명	시설용량 (톤/일)	1일평균 가동시간	시 설 수	2013년 처리량(톤)	설치비 (백만원)	설치승인일 (년.월.일)
시도	시군구										
경기	남양주시	하나자원	정숙자	진접읍 팔야리 398	압축	3	8	1	1,070	45	2006.10.09
		신세계이마트	이경상	호평동 637	압축	3	8	1	415	10	2007.10.02
		㈜GS유통GS마트덕소점	허승조	와부읍 덕소리 501-3	압축	1	8	1	166	12	2007.10.16
	오산시	㈜아모레퍼시픽뷰티사업장	대표이사	오산시 가장산업동로 37(가장동)	압축시설	2	8	1	140	26	2011.09.06
	용인시	태림포장공업	대표이사	용인시 처인구 백암면 백봉리 771	압축시설, 절단시설	9	24	2	1,350	98	2008.12.02
		삼광기업㈜	정병혁	용인시 처인구 포곡읍 마성리 산27	파쇄시설	80	8	1	2,500	56	2009.05.01
		엠제이우드	이철수	용인시 처인구 원삼면 목신리 306-3	분쇄시설	0	8	1	48	10	2009.11.24
		경남판지㈜	대표이사	용인시 처인구 포곡읍 신원리 10-1	압축시설	5	8	1	1,500	9	2010.10.26
		㈜대동판지	대표이사	용인시 처인구 포곡읍 신원리 689	압축시설	5	8	1	1,500	25	2010.11.30
		(주)태영레저	대표이사	용인시 처인구 원삼면 목신리 356	파쇄시설	10	8	1	20	27	2011.07.19
		㈜신세계백화점 경기점	대표이사	경기도 용인시 수지구 죽전동 1285	압축시설	2	8	3	768	10	2010-03-29
		㈜대주산업죽전영업소	소장	경기도 용인시 수지구 죽전동 866-2	소멸화시설	0		1	72	3	2006.03.12
		현대건설㈜	심현영	경기도 용인시 수지구 신봉동 산 2	사료화시설	1	24	1	360	56	2002-04-15
		현대건설㈜	현대건설㈜	경기도 용인시 수지구 동천동 202-4 외 29필지	사료화시설	0	8	1	135	30	2002-04-15
		쌍용건설㈜	김석준	경기도 용인시 수지구 상현동 341-9	사료화시설	0	8	1	97	40	2001-07-10
		쌍용건설㈜	김석준	경기도 용인시 수지구 상현동 333	사료화시설	0	8	1	77	41	2001-07-12
	파주시	파주LCD환경안전협의회	엘지디스플레이주식회사	월롱면 덕은리 1243	건조	100	24	1	3,100	100	2008.03.07
		㈜신세계이마트파주점	이경산	당하동 195-5	압축	32	8	1	0	10	2005.10.27
		서원레져㈜	김국종	광탄면 발랑리 산 48-1	퇴비화	0	8	1	0	10	2002.09.09
		제1570부대	제1570부대장	광탄면 신산리 사서함 109-1	용융	0	1	1	0	2	2006.03.28
		서서울관광㈜	정승환	광탄면 용미리 299	퇴비화	1	1	1	0	10	2001.08.01
	이천시	하이닉스반도체㈜	권오철	부발읍 아미리 산136-1	파쇄분쇄 등	39	8	3	23	35	1997.04.14
		오비맥주㈜이천공장	대표이사	부발읍 신하리 27	파쇄분쇄	89	8	1	750	100	2005.12.12
		㈜신세계이마트 이천점	최병렬	증포동 47-4	압축	1	8	1	419	20	2005.05.18
		㈜진로	윤종웅	부발읍 무촌리 28	파쇄분쇄 등	12	8	1	258	80	2008.06.16
		㈜주안	금용수	백사면 경사리 129-4	파쇄분쇄 등	9	4	2	35	50	2008.11.27
		그린자동차산업㈜	정태호	부발읍 신하리 19	파쇄	80	8	1	35	50	2011.10.12
		상지농장	김문수	마장면 청강가창로 315-5(해월리 28-6)	퇴비화시설	25	8	1	25	25	2012.01.19
		한국양계TS㈜	김윤호	장호원읍 어석로 260(어석리204)	퇴비화시설	6	8	1	6	70	2012.04.04
		㈜테크팩솔루션 이천공장	김태성	이천시 대월면 사동리 8-1	압축시설	25	8	3	25	25	2012.08.14
		㈜대우건설	서종욱	이천시 마장면 관리 산 62-1	파쇄시설	30	8	1	30	35	2012.11.02
		㈜팜스코	정학상	이천시 부발읍 고백리 599-3	이동식파쇄시설	20	8	1	20	100	2012.11.07
		부양산업㈜	이정훈	이천시 부발읍 무촌리 120-1	파쇄시설	32	8	1	943	150	2012.11.23
		㈜비와이에스	이정호	이천시 부발읍 무촌리 119	파쇄시설	800	8	1	800	90	2012.11.23
		㈜대우건설	서종욱	이천시 마장면 관리 454, 70-7, 회억리 산 21-1, 255	이동식파쇄시설	40	8	1	40	35	2013.05.02
		㈜포스코건설	정동화,유광재	이천시 부발읍 아미리 821-1	이동식분쇄시설	50	8	1	50	60	2013.09.30
		이천시청(건설과)	이천시장	호법면 단천리 산1-6	이동식파쇄시설	120	8	1	120	80	2013.12.16
	안성시	세계로㈜	대표이사	보개면 신안리 산7	탈수시설 건조시설	12	8	2	0	453	2007.07.19
		(주)신세계 이마트 안성점	대표이사	석정동 149-3	압축시설	12	8	1	230	30	2010.03.03
		㈜성우	이채수	원곡면 외가천리 35-8	압축시설 절단시설	80	8	2	24,000	500	2010.01.14
		대보건설㈜	박건동	원곡면 칠곡리 360,361-1,361-2,359-3	분쇄시설	576	8	1	0	400	2010.11.04
		대승팩	한명국외 2인	금광면 개산리 203-3	분쇄시설	5	24	9	1,700	20	2011.12.08
		위더스케미칼㈜	신영수	안성시 서운면 안성맞춤대로 91	용융시설	0	8	1	35	20	2013.09.27
		삼강산업개발㈜	박열규	서운면 사갑1길 296-133	파쇄시설	33	8	3	12,717		2013.05.21
		㈜티케이스틸	대표이사	미양면 구례골길 149-24	절단기	230	8	1	0		2013.12.17
	화성시	대영포장	대표이사	장안면 수촌리 140	압축분쇄	20	8	11	7,625	1,310	2004.08.26
	광주시	롯데칠성음료㈜	이종원	오포읍 양벌리 502-9	압축	11	8	1	313	43	1997.03.12
강원	소계	11 업체				2,046	9	11	61,379	1,798	
	강릉시	강릉대학교	총장	죽헌길 7	소멸화시설	0	24	1	61	100	2008.08.22
		우리이엔티㈜	정시영	강동면 율곡로 778	파쇄시설	8	8	1	1,410	20	2008.11.13
		신세기종합환경	김용범	경강로 2398-10(송정동)	압축시설	4	6	1	297	10	2009.02.10
	삼척시	동양시멘트㈜삼척공장	대표이사	적노동 산111	분쇄기	95	8	1	20,000	120	2000.05.02
	횡성군	㈜파스퇴르유업	한경택	안흥면 봉화로 790	파쇄기	3	8	1	125	31	2004.07.08
		강원농협연합포장가공사업소	조합장	우천면 수남로 266번길 26	압축기	10	8	1	1,333	66	2003.01.20
	영월군	쌍용양회공업㈜ 영월공장	대표이사	영월군 한반도면 쌍용로 89	파쇄·분쇄	200	8	1	585	125	2000.07.10.
		아세아시멘트㈜영월	대표이사	영월군 주천면 서강로 397-71	파쇄·분쇄	1,500	8	1	31,168	856	2000.11.14
		현대시멘트㈜영월공장	대표이사	영월군 한반도면 화랏길 57	파쇄·분쇄	200	8	1	206	150	2000.07.08.
	철원군	철원한양영농조합	조합장	갈말읍 호국로 4991	퇴비화시설	2	8	1	124	70	2009.08.27.
		위생처리사업소	소 장	갈말읍 지포2길 146	퇴비화시설	24	8	1	6,070	250	2010.03.11
충북	소계	33 업체				15,816	4	46	98,193	5,925	
	청주시	성호물산	김현자	흥덕구 미평동 277	압축시설	120	8	1	30,000	300	1999.12.21
		삼영화학공업	대표이사	흥덕구 송정동 140	분쇄시설	7	8	3	1,800	75	2011.09.22

구분		업 체 명	대 표 자	소 재 지	시 설 명	시설용량 (톤/일)	1일평균 가동시간	시 설 수	2013년 처리량(톤)	설치비 (백만원)	설치승인일 (년.월.일)
시도	시군구										
충북	청주시	삼영화학공업	대표이사	흥덕구 송정동 141	용융시설	15	8	2	3,600	80	2011.09.22
	충주시	㈜그린환경	김혜숙	충주시 봉방동 644-7	사료(퇴비)화	90	8	1	13,418	1,700	2001.7.13
	제천시	아세아시멘트㈜	대표이사	제천시 송학면 입석리 289	연료화	15,000	4	1	139	87	2000.11.14
	옥천군	㈜알루텍	이원의	군서면 성왕로 564	압축	4	8	1	0	650	2006.11.17
		삼진화학㈜	김영옥	동이면 옥천로 2182-1	파쇄·분쇄	8	0	1	35	15	2009.03.19
		㈜동원레미콘	송용대	군북면 옥천로 1106	파쇄·분쇄	300	1	3	35,766	250	2010.05.25
	진천군	한국가로수보호(주)	최병섭	문백면 문덕리 170	분쇄시설	5	3	2	0	20	2003.02.17
		청일산업(주)	이희자	문백면 봉죽리 158	분쇄시설	9	1	1	-	23	2004.06.15
		쿼리스톤㈜	강병욱	문백면 도하리 147-1	분쇄시설	5	2	1	0	10	2004.09.14
		현대화학공업㈜	이상녕	광혜원면 회죽리 209-1	용융시설	4	1	1	0	10	2000.05.31
		롯데알미늄(주)	대표이사	덕산면 구산리 320-50	압축시설	79	3	2	-	60	1994.10.07
		(주)효성진천공장	이상운	문백면 문덕리 274-3	압축시설	4	1	1	-	15	2003.01.02
		동원시스템즈	강병원	광혜원면 회죽리 161-4	압축시설	4	1	1	0	10	2006.12.05
		㈜이화산업	김원근	문백면 봉죽리 417-1	분쇄시설	4	1	1	0	10	2008.06.19
		㈜유창테크	대표이사	문백면 도하리 62-3	분쇄시설	8	1	1	-	10	2008.09.01
		㈜모젤디앤에스	대표이사	초평면 은암리 222-4	압축시설	28	1	3	0	30	2009.05.25
		동양전자산업㈜	지흥세	이월면 신월리 1122	분쇄시설	4	2	1	967	3	2011.10.11
		(주)신광엠앤피	대표이사	덕산면 인산리 173-2번지	파쇄・분쇄 시설	5	3	2	-	40	2012.09.12
		(주)마이크로필터	대표이사	덕산면 산수리 162-1번지	파쇄・분쇄 시설	5	2	1	-	10	2012.07.30
		동광자원	임상모	문백면 도하리 183-2번지	압축시설	30	2	1	-	40	2012.07.09
		동산콘크리트	신기범	이월면 중미로 529	파쇄・분쇄 시설	8	2	1	-	10	2012.06.14
		(주)에코탑	최경영	문백면 계산리 501-8번지	파쇄・분쇄 시설	1	2	1	-	50	2012.06.05
		에이스폴리텍(주)	대표이사	진천읍 상신리 294-12번지	파쇄・분쇄 시설	1	2	2	-	20	2012.02.28
		다인코스	황장근	이월면 사곡리 491	압축시설	4	2	1	-	30	2013.12.18
	괴산군	풀무원샘물	대표이사	문광면 유평리 445	파쇄시설	1	2	1	16	2	2007.08.03
	음성군	한일제관	정동택	삼성면 용성리 962	압축시설	12	8	2	2,145	400	2007.03.27
		모란식품	김만섭	대소면 오류리 534-39	탈수/건조시설	2	8	1	795	245	2009.02.19
		㈜삼흥금속	손상수	금왕읍 사창리 383-2	탈수시설	2	8	1	0	120	2000.08.09
		(주)테크팩솔루션 음성공장	김태성	대소면 대풍리 529-3	분쇄시설(30HP)	5	8	2	1,012	56	2008.12.15
		㈜벽산음성베이스 공장	김성식	대소면 부윤리 252-3	분쇄시설	7	8	1	0	220	1997.12.19
		㈜농협목우촌음성계육가공공장	조충환	금왕읍 오선리 526	사료화시설	35	8	1	8,500	1,324	1999.04.17
충남	소계	66 개소				29,917	9	119	5,235,550	24,738	
	천안시	㈜이한산업	오세형	동남구 성남면 신사리 448	탈수, 건조	1	8	1	60		2012.11.23
		해유종합건설㈜	한세우	동남구 병천면 송정리 394-395	파쇄.분쇄시설	40	8	1	0	100	2012.10.19
		제일자원	이선숙	동남구 풍세면 풍서리 152	압축시설	10	8	1	0	75	2012.10.04
		대성자원	김준기	동남구 풍세면 용정리 940-24, 940-101, 남관리 639-11	압축시설	2	8	1	0	300	2012.08.07
		㈜맥스디앤아이	윤규한	서북구 성거읍 오목리 산22-1	파쇄.분쇄시설	12	8	1	0	5	2012.05.29
		㈜태영건설	김외곤	서북구 백석동 674-3	파쇄.분쇄시설	10	8	1	0	10	2012.05.09
		케이피앤우드	안계진	충청남도 천안시 서북구 입장면 양대리266-10번지	파쇄.분쇄시설	2	8	1	7	15	2010.03.25
		대동산업(주)	문주남	충청남도 천안시 서북구 성거읍 신월리234-2번지	파쇄.분쇄시설	120	8	1	6,000	40	2009.11.25
		(주)오비트	이동현	충청남도 천안시 동남구 풍세면 가송리282-4번지	용융시설	7	8	1	0	10	2009.08.11
		한국스미더스오아시스(주)	김광수	충청남도 천안시 서북구 입장면 용정리196-4번지	압축시설	8	8	2	605		2009.06.09
					파쇄.분쇄시설	10	8		605		
		(주)포나후렉스 천안사업장	김수	충청남도 천안시 동남구 동면 송연리174-9번지	파쇄.분쇄시설	5	5	1	123	11	2009.04.06
		(주)대동	문주남	충청남도 천안시 동남구 수신면 장산리324-1번지	파쇄.분쇄시설	36	2	3	18	40	2009.03.05
						18	2		15	30	
					용융시설	1	2		9	40	
		(주)티엠씨	송무현	충청남도 천안시 서북구 입장면 가산리368-7번지	파쇄.분쇄시설	0	1	1	35	10	2008.09.02
		(주)골든포우	심진섭	충청남도 천안시 서북구 성환읍 안궁리 354-51	파쇄.분쇄시설	2	4	1	96	15	2008.03.12
		(주)세영아이앤씨	우찬동	충청남도 천안시 서북구 입장면 흑암리79-7번지	용융시설	5	8	1	98	50	2007.10.26
		드림케미칼(주)	최은영	충청남도 천안시 동남구 동면 화덕리106-3번지	파쇄.분쇄시설	134	1	1	184	38	2007.08.02
		태신화이바그라스	여철모	충청남도 천안시 서북구 성환읍 율금리535-16번지	건조시설	1	8	1	32	100	2007.06.14
		(주)우든테크	(주)우든테크	충청남도 천안시 동남구 성남면 신사리199-1번지	파쇄.분쇄시설	1	8	1	50	5	2007.05.21
		한양소재(주)	박팔용	충청남도 천안시 서북구 차암동 7-1번지	파쇄.분쇄시설	24	8	1	9	44	2007.02.12
		(주)포리폼	윤기중	충청남도 천안시 동남구 동면 동산리482-4번지	파쇄.분쇄시설	10	8	1	25	5	2006.12.28
		(주)삼동산업	정병조	충청남도 천안시 서북구 입장면 도림리136번지	용융시설	5	8	1	34	200	2006.11.24
		한솔제지(주)천안공장	대표이사	충청남도 천안시 동남구 광덕면 행정리40-1번지	압축시설	9	24	2	5	312	2006.10.04
					절단시설	9	24		5	60	
		신화공업	원향순	충청남도 천안시 서북구 백석동 555-50번지	파쇄.분쇄시설	13	8	1	2	5	2006.09.28
		에스엘서봉(주)	박노하	충청남도 천안시 서북구 성거읍 오목리50-8번지	파쇄.분쇄시설	2	8	1	5	5	2006-09-28
		남양유업 주식회사 천안공장	대표이사	충청남도 천안시 동남구 청수동 216-30번지	압축시설	5	8	1	179	10	2006-09-06
		(주)성화식품	최상열	충청남도 천안시 동남구 동면 화덕리319-6번지	사료화시설	10	8	1	5	30	2005-06-22
		한화폴리드리머(주)	김신연	충청남도 천안시 서북구 성환읍 성환리105-1번지	압축시설	24	8	1	7	42	2004-08-17
		삼광유리(주)천안캔공장	대표이사	충청남도 천안시 서북구 입장면 기로리254-11번지	압축시설	80	8	1	12,416	30	2004-04-12

구분		업 체 명	대 표 자	소 재 지	시 설 명	시설용량 (톤/일)	1일평균 가동시간	시 설 수	2013년 처리량(톤)	설치비 (백만원)	설치승인일 (년.월.일)
시도	시군구										
충남	천안시	삼광유리(주)천안유리공장	대표이사	충청남도 천안시 서북구 입장면 기로리253번지	파쇄.분쇄시설	240	8	1	2,716	30	2003-05-12
		삼성전자 천안사업장	윤종용	충청남도 천안시 서북구 성성동 508번지	압축시설	48	8	1	12,000	16	2002-01-22
		해태음료㈜	대표이사	동남구 구룡동 374-2	압축시설	22	8	3	362	56	2013.04.10
		대보건설㈜	송황근	서북구 불당동 650-3	파.분쇄시설	320	8	1	300	임차	2013.07.18
		㈜엘림테크	최민태	충청남도 천안시 동남구 수신면 발산리 174-8	파쇄.분쇄시설	0	8	1	10	55	2012.01.10
		㈜신현대	박정순	충청남도 천안시 서북구 직산읍 신갈리 89-6	압축시설	0	8	1	60	25	2011.06.08
		동일알루미늄(주)	대표이사	충청남도 천안시 서북구 성거읍 천흥리 378-1	압축시설	2	8	1	700	37	2011.02.14
		에이테크솔루션㈜	유영목	충청남도 천안시 서북구 성환읍 율금리 777-19	파쇄.분쇄시설	1	8	1	220	15	2010.05.10
	공주시	왕촌농산	이규정	상왕동 663	곡물파쇄기	375	8	1	16	1	1999.03.17
		정양수지	안병권	장기면 송선리 535-19	스치로폴용융시설	1	8	1	179	8	2002.12.30
		㈜미래비전	조희석	유구읍 백교리 109-7	폐플라스틱파쇄기, 압축■탈수시설	40	8	1	1,964	150	2005.09.02
		의성비료생산㈜	성우용	탄천면 덕지리603-7	화학적처리시설	20	8	1	0	500	2006.04.28
		㈜동신컴텍	이수영	정안면사현리 303	분쇄시설	7	8	1	3,994	230	2006.06.15
		대길환경	조현묵	이인면 만수리	임목 파쇄시설	2,800	8	1	520	24	2003.03.28
		㈜자연과 환경	대표이사	우성면 보흥리 907	파쇄시설	88	8	1	50	50	2012.04.19
	아산시	㈜동훈산업	박병호	인주면 해암리 168	압축시설	1	2	1	170	20	2007.10.15
		㈜용산아산공장	대표이사	기산동 236	파쇄.분쇄	1	8	1	120	5	2009.07.27
		㈜락앤락	김창호	선장면 가산리 386	파쇄.분쇄	1	8	1	160	5	2006.10.16.
		(유)아이티더블유대림	임재욱	도고면 와산리 11	파쇄.분쇄	13	8	1	30	10	2006.10.10.
		㈜애강리메텍	양찬모	음봉면 덕지리 326-2	파쇄.분쇄	20	8	3	100	51	2007.01.30.
		㈜광산전자	김영관	둔포면 신항리167-21	파쇄.분쇄	12	8	1	0	15	2007.09.18.
		학교법인연세대학교연세우유	대표이사	음봉면 산동리 427	압축시설	1	10	1	120	60	2005.05.26.
		㈜코스모셀	정헌부	둔포면 둔포리 97-9	압축시설 등	1	8	2	289	1,180	2005.11.24.
		㈜금성상사아산지점	황인태	음봉면 산동리 160	압축시설	90	8	1	0	20	2005.10.05.
		행운산업㈜	양한우	신창면 읍내리 80-30	파쇄.분쇄	17	8	1	0	10	2006.10.10
		삼성디스플레이㈜	대표이사	탕정면 명암리 150	압축시설	115	24	2	500	400	2011.04.12
		삼성디스플레이㈜	대표이사	탕정면 명암리 200	압축시설	490	24	11	990	2,400	2005.12.14
		대진청공	송윤섭	둔포면 산전리 173-12	파쇄.분쇄	5	2	3	270	24	2009.04.15
		㈜케이디에프	김영일	영인면 신봉리 513-1	파쇄.분쇄	32	8	2	9,240	185	2011.02.16
		코닝정밀소재㈜	대표이사	탕정면 명암리 544	파쇄.분쇄 등	953	24	15	46,700	984	2002.04.25
		삼성전자㈜온양공장	대표이사	배방읍 배방로 158	파쇄.분쇄	12	24	2	510	161	2001.07.05
		㈜경동원	대표이사	영인면 백석포리 19-5	파쇄.분쇄	0	8	1	184	2	2012.10.29
		㈜두원냉기	대표이사	도고면 금산리 30-6	파쇄.분쇄	1	8	4	0	64	2012.09.14
	당진시	현대제철	대표이사	당진시 송악읍 고대리 167-32	파쇄시설 등	18,780	21	12	4,221,332	10,000	2009.06.30
		서울경금속	이홍천	당진시 순성면 봉소리609-25	압축시설	30	8	1	250	70	2012.7.10
		㈜심팩메탈	서련석	충남 당진시 정미면 정미로 438	파쇄시설	200	5	1	36,760	600	2012.03.23
	서천군	한산케미칼㈜	이생규	화양면 화촌리 230	스티로폴감용기	1	12	1	83	12	2005.3.30
	태안군	한국서부발전㈜태안발전본부	본부장	원북면 방갈리 831	정제	4,560	14	2	874,022	5,626	2002.11.20
전북	소계	2 업체				61	14	2	7,789	100	
	익산시	㈜두산전자사업익산공장	이재경	팔봉동 889	스크랩, 분쇄시설	1	8	1	248	100	1998-03-20
	진안군	이삭	기대현	진안군 부귀면 오룡리 18-7	음식물사료화시설	60	21	1	7,541		2000.10.18
전남	소계	6 업체				2,588	11	5	570,632	7,523	
	여수시	㈜유진	대표이사	오천동 176-2	퇴비화시설	5	8	1	792	333	2006.09.06
		금호폴리켐	대표이사	월하동 144-6	건조시설	2013.8 폐쇄					
		남해화학	대표이사	낙포동 343	반응시설	2,500	24	1	546,393	300	2007.08.09
	순천시	㈜청강	박 훈	순천시 해룡면 농주리 630	음식물퇴비화시설	30	8	1	2,400	1,100	2001.3.26
		대창기업㈜	오형봉	순천시 대안리1155-1	음식물퇴비화시설	50	8	1	21,047	5,600	2006.1.1
	영광군	한수원㈜ 영광원자력	본부장	홍농읍 계마리 514	고속발효건조기	3	8	1		190	2005.6.21
경북	소계	15 업체				251	8	36	14,892	918	
	경주시	양지콘크리트	이준길	외동읍 냉천리 250-2	파쇄기	70	8	1	1,000	50	2008.07.15
		아화석재	이봉근	서면 사라리 130-1	파쇄기	3	8	1	30	10	2003.08.21
	김천시	아포축산	최춘도	아포읍 국사리 1019-1	사료화시설	5	8	1	1,476	300	1988.05.31
	안동시	한국자원순환㈜안동공장	박해진	안동시 임하면 금소길 97	파쇄,분쇄시설등	70	8	5	2,955	250	2000.6.12
	영천시	대구경북능금농협 골판지공장	공장장	본촌동 430	압축 등	2	8	4	908	75	2006.08.29
		세왕금속공업㈜	김광	망정동 390	압축	1	2	1	0	30	2004.11.17
		유신포장공업㈜	박문환	본촌동 438	압축	15	10	7	584	42	2005.01.27
		㈜세교하이텍	김주모	채신동 152-12	파쇄·분쇄	1	4	4	125	30	2004.12.30
		㈜신영	강호갑	본촌동 440	압축	30	4	1	0	30	2004.08.26
		㈜신우프리보드	윤근철	대창면 사리리 105-2	용융 등	1	8	2	5	17	2008.07.07
		삼성포장㈜	안상운	금호읍 삼호리 산27	압축	1	10	1	6,586		2011.08.17
		㈜원메탈	손주환	대창면 사리리 440	압축	8	8	1	1,167		2011.06.23
		엘케이산업	이권용	청통면 신학리 645	절단	0	2	2	36		2009.05.08.
		㈜동주피엔지	조병태	북안면 북안공단길 15	파쇄·분쇄	1	8	4	19		2011.07.06.
		㈜화신	정호	봉동 646	압축	43	17	1	-	84	2013.07.26

구분		업 체 명	대 표 자	소 재 지	시 설 명	시설용량 (톤/일)	1일평균 가동시간	시 설 수	2013년 처리량(톤)	설치비 (백만원)	설치승인일 (년.월.일)
시도	시군구										
경남	소계	18 업체				3,382	8	35	239,616	5,373	
	창원시	롯데쇼핑㈜롯데마트 시티세븐점	대표이사	의창구 두대동 333번지	압축시설	12	8	1	0	14	2008-05-15
		대한종합폐차장	윤수도	성산구 신촌동 132-11	압축시설	10	1	1	151	85	2009.05.15
		포스코특수강㈜	김정원	성산구 신촌동 66	파쇄시설	1,215	16	3	110,393	1,269	1995.03.16
		동양특수금속	전말선	성산구 성산동 57	압축시설	5	8	1	600	112	2010.11.16
		롯데쇼핑㈜롯데마트창원중앙점	이철우	성산구 중앙동 92	압축시설	12	1	1	280	15	2012.05.08
		롯데쇼핑㈜ 창원점	신현	성산구 상남동 79	압축시설	12	1	1	180	15	2012.07.
	진주시	㈜천보철강	유창효	진주시 동진로 324	용융시설(시트로폼감용기)	0	8	1	0	10	2012.06.12
	사천시	성주수산	이성수	사천시 서포면 구평리 784-14	파쇄기	10	2	1	107	35	2010.12.23
	밀양시	㈜한국화이바	조용준	부북면 춘화로 85	용융 등	31	24	11	4,883	450	2006.07.13
		엔피씨㈜	박두식	초동면 초동농공단지길 39-33	파쇄,분쇄	0	8	1	135	100	2005.07.01
	거제시	대우조선해양㈜	대표이사	거제시 아주동 1	파쇄·분쇄	19	8	2	338	110	1997.09.11
	양산시	롯데칠성음료㈜	정 황	북정공단1길 28(북정동)	파쇄시설 등	40	10	3	731	58	2005.03.05
		코카콜라음료㈜	대표이사	충렬로 269(유산동)	파쇄시설 등	1	5	2	118	30	2006.02.13
		㈜에이팩	김과립	산막공단남5길 12(북정동)	압축시설	100	16	1	0	170	2003.07.21
		물금개발㈜	심장우	양산시 원동면 화제리 산72	파쇄시설	1,600	8	1	220	250	1999.04.26
	함안군	㈜한국농수산	대표이사	칠원면 동대이길 293	압축시설	15	1	1	712	50	2004.06.01.
		한국제강㈜	대표이사	군북면 장백로 394	파쇄시설	150	8	1	54,415	100	1999.05.03.
		한국특수형강㈜	신판국	칠서면 계내리 68	파쇄시설	150	9	2	66,353	2,500	2009.02.20.
제주	소계	6 업체				171	8	6	3,850	4,571	
	제주시	제주축산업협동조합	고성남	제주시 애월읍 봉성리 228-2	퇴비화시설	20	8	1	3,633	3,226	2003.10.21
		제주특별자치도상하수도사업본부	제주특별자치도지사	제주시 도두2동 824-4	고형화시설	70	24	1	22	835	2008.09.19
		별드르양돈단지	조은덕	제주시 한림읍 금악리 490	기타(혐기성 소화)	1	2	1	9	150	2009.01.29
		우리농장	양용만	제주시 한림읍 상대리 3513	기타(혐기성 소화)	1	2	1	134	150	2009.02.11
		북제주동부양돈영농조합법인	김수남	제주시 구좌읍 세화리 산3-22	기타(혐기성 소화)	0	2	1	22	150	2009.06.25
		서부자원	양연순	제주시 월산북길 13-3(도평동)	압축시설	80	8	1	30	60	2013.06.03

8. 폐기물 처리업 현황

가. 수집·운반업체(생활 및 사업장폐기물)(보고서식 8-가

구분		허가대상 폐기물	업체명	등록·관리번호 (승인·허가일)	대표자	소재지	전화번호	2013년 처리량 (톤/년)	수집·운반 차량 현황															
시도	시군구								총계 (대)			밀폐식 차량 (대)	운반용 압착·압축 차량(대)	기계식 상차장치 부착차량 (대)	수거·교반 차량(대)	발효 차량(대)	탱크 로리(대)	카고 트럭(대)	암롤 트럭(대)	컨테이너 트럭(대)	버켓 로더(대)	덤프 트럭(대)	기타(대)
전국	합계		4,036 업체			합계	4036	48,267,191	용도	총계	21,637	2,339	3,456	2,837	410	11	338	3,359	3,460	1,373	34	2,586	1,434
						생활	1053			생활폐기물	8,905	891	2,687	866	249	10	63	1,492	1,432	98	18	507	592
						사업장	2563			음식물류폐기물	1,848	656	528	201	113	0	87	116	32	3	0	26	86
						생활/사업장	420			사업장배출계	10,884	792	241	1,770	48	1	188	1,751	1,996	1,272	16	2,053	756
서울	소계		143 업체					2,470,774	용도	총계	1,733	89	462	99	119	0	2	297	273	94	1	158	139
										생활폐기물	964	42	321	20	89	0	0	182	156	21	1	65	67
										음식물류폐기물	279	32	119	71	22	0	0	16	13	0	0	5	1
										사업장배출계	490	15	22	8	8	0	2	99	104	73	0	88	71
	종로구계		3 업체					9,302	용도	생활폐기물	43	3	10	0	23	0	0	0	4	0	0	3	0
										음식물류폐기물	5	4	1	0	0	0	0	0	0	0	0	0	0
										사업장배출계	55	0	15	1	3	0	0	3	22	2	0	7	2
	종로구	생활/사업장	심창기업	2003-00003	양승우	강북구 번1동 446-13 가든타워 1810호	02-906-0005	1,261	용도	생활폐기물	23		5		16				2				
										음식물류폐기물	3	3											
										사업장배출계	0												
		생활/사업장	대승기업	2009-00002	김광식	종로구 창신동 20-14 2층	02-723-0888	3,210	용도	생활폐기물	17		5		7				2			3	
										음식물류폐기물	2	1	1										
										사업장배출계	0												
		생활/사업장	평아실업	2009-00003	김옥단	종로구 창신동 232 두산A 상가 206호	02-734-3731	4,831	용도	생활폐기물	23		6		14				3				
										음식물류폐기물	3	3											
										사업장배출계	0												
	중구계		6 업체					97,324	용도	생활폐기물	55	0	15	1	3	0	0	3	22	2	0	7	2
										음식물류폐기물	11	1	0	5	0	0	0	3	2	0	0	0	0
										사업장배출계	2	0	0	0	0	0	0	0	2	0	0	0	0
	중구	생활/사업장	거구실업	92.10.19 (2003.4.1)	이용대	중구 남산동2가 43-4	02-319-7406	10,501	용도	생활폐기물	7		1	1	1				2			1	1
										음식물류폐기물	3			2					1				
										사업장배출계	0												
		생활/사업장	동보환경	92.10.19 (2003.4.1)	송용호	중구 신당동 844 남산타운(아) 2상가 207호	02-2234-1072	8,223	용도	생활폐기물	10		2					1	4			2	1
										음식물류폐기물	2							2					
										사업장배출계	0												
		생활/사업장	무한기업	92.10.19 (2003.4.1)	이병권	중구 인현동1가 19-2 대성빌딩 501호	02-2264-6162	16,236	용도	생활폐기물	9		3					1	2			3	
										음식물류폐기물	0												
										사업장배출계	0												
		생활/사업장	민영주택	92.10.19 (2003.4.1)	양종원	중구 신당동 226-3 대승빌딩 301호	02-2233-5411	26,820	용도	생활폐기물	6		3						3				
										음식물류폐기물	3	1		2									
										사업장배출계	2								2				
		생활/사업장	수도환경	92.10.19 (2003.4.1)	황계민	중구 묵정동 27 보림빌딩 301호	02-2275-9608	21,620	용도	생활폐기물	13		1					1	9	2			
										음식물류폐기물	1							1					
										사업장배출계	0												
		생활/사업장	하경기업	92.10.19 (2003.4.1)	김우진	중구 만리동2가 11-1 kcc파크타운 101-907	02-365-0097	13,924	용도	생활폐기물	10		5		2				2			1	
										음식물류폐기물	2			1					1				
										사업장배출계	0												
	용산구계		5 업체					34,687	용도	생활폐기물	48	0	16	0	0	0	0	22	5	0	1	0	4
										음식물류폐기물	12	0	3	0	0	0	0	8	1	0	0	0	0
										사업장배출계	0	0	0	0	0	0	0	0	0	0	0	0	0
	용산구	생활	대서환경	2000-3 (78.11.23.)	이정호	용산구 원효4가 12-1	3272-4613	12,024	용도	생활폐기물	15		4					9	1				1
										음식물류폐기물	2							2					
										사업장배출계	0												
		생활	한강기업	2000-5 (79.8.28.)	남기춘	원효4가 117-7	712-5630	13,952	용도	생활폐기물	12		5					5	2				
										음식물류폐기물	7		2					5					
										사업장배출계	0												
		생활	강남용역	2000-1 (80.12.15.)	조종근	한강로2가 314-1	793-2944	3,478	용도	생활폐기물	4		2					1	1				
										음식물류폐기물	1		1										
										사업장배출계	0												

구분		허가대상 폐기물	업체명	등록·관리번호 (승인·허가일)	대표자	소재지	전화번호	2013년 처리량 (톤/년)	수집·운반 차량 현황														
시도	시군구								총계 (대)			밀폐식 차량 (대)	운반용 압착·압축 차량(대)	기계식 상차장치 부착차량 (대)	수거·교반 차량(대)	발효 차량(대)	탱크 로리(대)	카고 트럭(대)	암롤 트럭(대)	컨테이너 트럭(대)	버켓 로더(대)	덤프 트럭(대)	기타(대)
서울	용산구	생활	한강종합용역	2000-6 (79.11.10.)	나무홍	한강로2가 89 다리빌딩 303	3272-8982	4,288	용도	생활폐기물	7		2					5					
										음식물류폐기물	2							1	1				
										사업장배출계	0												
		생활	한일미화	2000-7 (84.1.1.)	정병인	한강로3가 40-306	796-4574	945	용도	생활폐기물	10		3					2	1		1		3
										음식물류폐기물	0												
										사업장배출계	0												
	성동구계		4 업체					49,541	용도	생활폐기물	29	0	14	0	0	0	0	4	7	0	0	4	0
										음식물류폐기물	16	0	11	0	0	0	0	3	2	0	0	0	0
										사업장배출계	0	0	0	0	0	0	0	0	0	0	0	0	0
	성동구	생활/사업장	㈜고려도시개발	제1980-1호 (80.9.1.)	이재수	성수1가2동656-766	463-4300	8,784	용도	생활폐기물	8		5					1	2				
										음식물류폐기물	5		3						2				
										사업장배출계	0												
		생활/사업장	㈜성동용역	제1980-2호 (80.11.15.)	황태환	마장동782-6	2294-6300	14,900	용도	생활폐기물	6		2						2			2	
										음식물류폐기물	4		3					1					
										사업장배출계	0												
		생활/사업장	㈜나라환경	제1996-3호 (96.10.16.)	김장미	성수2가3동299-238	2214-0075	15,354	용도	생활폐기물	10		5					2	1			2	
										음식물류폐기물	3		3										
										사업장배출계	0												
		생활/사업장	㈜신흥환경	제1996-1호 (96.10.1.)	최태준	금호2가동489	2231-4426	10,503	용도	생활폐기물	5		2					1	2				
										음식물류폐기물	4		2					2					
										사업장배출계	0												
	광진구계		4 업체					33,777	용도	생활폐기물	46	0	13	2	7	0	0	1	7	7	0	8	1
										음식물류폐기물	11	0	6	3	0	0	0	2	0	0	0	0	0
										사업장배출계	0	0	0	0	0	0	0	0	0	0	0	0	0
	광진구	생활	로칼크린	제2001-1호 (2001.6.1)	이영곤	워커힐로 3	452-5311	11,924	용도	생활폐기물	11		4	1					2			3	1
										음식물류폐기물	3		2	1									
										사업장배출계	0												
		생활	경동사	제2002-1호 (2003.1.10)	구직회	천호대로 600	447-9152	9,142	용도	생활폐기물	9		4					1	2			2	
										음식물류폐기물	4		2					2					
										사업장배출계	0												
		생활	장수환경	제2003-1호 (2003.12.23)	이종	자양로9길45-1	452-6955	6,980	용도	생활폐기물	13		3	1					1	7		1	
										음식물류폐기물	4		2	2									
										사업장배출계	0												
		생활	대아이디아이	제2008-1호 (2007.7.16)	신은식	용마산로 32	2201-2005	5,731	용도	생활폐기물	13		2		7				2			2	
										음식물류폐기물	0												
										사업장배출계	0												
	동대문구계		3 업체					37,647	용도	생활폐기물	67	0	15	0	13	0	0	0	26	0	0	0	13
										음식물류폐기물	10	0	0	10	0	0	0	0	0	0	0	0	0
										사업장배출계	0	0	0	0	0	0	0	0	0	0	0	0	0
	동대문구	생활	제일환경㈜	제1996-3호 (79.12.18.)	한기성	약령중앙로 5	963-3795	16,883	용도	생활폐기물	24		3		6				8				7
										음식물류폐기물	4			4									
										사업장배출계	0												
		생활	용마산업㈜	제2009-1호 (1978.11.01)	권한준	답십리로 304	968-1966	11,452	용도	생활폐기물	22		6		4				10				2
										음식물류폐기물	3			3									
										사업장배출계	0												
		생활	동양용역㈜	제2009-2호 (2013.02.07)	조용준	한천로58길 107	2242-0807	9,312	용도	생활폐기물	21		6		3				8				4
										음식물류폐기물	3			3									
										사업장배출계	0												
	중랑구계		4 업체					36,175	용도	생활폐기물	29	0	7	1	0	0	0	7	6	0	0	6	2
										음식물류폐기물	9	0	7	0	0	0	0	0	2	0	0	0	0
										사업장배출계	2	0	0	1	0	0	0	1	0	0	0	0	0
	중랑구	생활	중랑환경	1998-1 (1998-06-01)	박영춘	망우2동 495	491-1714	11,818	용도	생활폐기물	5		2						1			2	
										음식물류폐기물	4		3						1				
										사업장배출계	0												
		생활	우리환경	2001-6 (2001-12-10)	정광일,김향균	망우3동 407-1	435-4424	7,888	용도	생활폐기물	4		2						1				1
										음식물류폐기물	4		2	1					1				
										사업장배출계	0												

구분		허가대상 폐기물	업체명	등록·관리번호 (승인·허가일)	대표자	소재지	전화번호	2013년 처리량 (톤/년)	수집·운반 차량 현황															
시도	시군구								총계 (대)			밀폐식 차량 (대)	운반용 압착·압축 차량(대)	기계식 상차장치 부착차량 (대)	수거·교반 차량(대)	발효 차량(대)	탱크 로리(대)	카고 트럭(대)	암롤 트럭(대)	컨테이너 트럭(대)	버켓 로더(대)	덤프 트럭(대)	기타(대)
서울	중랑구	생활	용마용역	1998-2 (1998-06-01)	심순애	신내1동 121	434-2214	13,427	용도	생활폐기물	15		4	1				7	3				
										음식물류폐기물	5		4						1				
										사업장배출계	2			1				1					
		생활	클린중랑	2005-5 (2005-12-29)	최장옥	상봉동 113-3	492-1144	3,042	용도	생활폐기물	9		1						2			4	2
										음식물류폐기물	0												
										사업장배출계	0												
	성북구계		5 업체					81,305	용도	생활폐기물	48	2	12	2	0	0	0	28	4	0	0	0	0
										음식물류폐기물	10	7	0	0	0	0	0	0	3	0	0	0	0
										사업장배출계	0	0	0	0	0	0	0	0	0	0	0	0	0
	성북구	생활	철한정화기업(주)	2009-1 (2006.03.06)	유병순	서울 성북구 한천로 594, 2층	02-959-3922	25,423	용도	생활폐기물	15		6					8	1				
										음식물류폐기물	4	3							1				
										사업장배출계	0												
		생활	강남환경개발(주)	2009-2 (2009.04.13)	장국웅	서울 성북구 한천로80길 19	02-959-5170	25,442	용도	생활폐기물	12		2					9	1				
										음식물류폐기물	3	2							1				
										사업장배출계	0												
		생활	(주)태한환경	2009-3 (2006.09.20)	최재곤	서울 성북구 오패산로 23, 4층	02-941-4251	22,579	용도	생활폐기물	10		3					6	1				
										음식물류폐기물	3	2							1				
										사업장배출계	0												
		생활	(주)두라이아앤알	2011-1 (2011.10.05)	오진영	서울 성북구 화랑로 112, 605호	02-912-5600	4,872	용도	생활폐기물	5							5					
										음식물류폐기물	0												
										사업장배출계	0												
		생활	세진산업	2012-1 (2012.09.18)	오진영	서울 성북구 화랑로 112, 605호	02-424-0061	2,989	용도	생활폐기물	6	2	1	2					1				
										음식물류폐기물	0												
										사업장배출계	0												
	강북구계		2 업체					27,292	용도	생활폐기물	30	0	15	0	0	0	0	0	8	0	0	0	7
										음식물류폐기물	21	0	21	0	0	0	0	0	0	0	0	0	0
										사업장배출계	0	0	0	0	0	0	0	0	0	0	0	0	0
	강북구	생활/사업장	청원환경	강북-2007-1 07.2.1	김창제	강북구 노해로 90, 206(수유동,원남빌딩)	02)992-6162, 02)900-3294	13,270	용도	생활폐기물	14		7						4				3
										음식물류폐기물	10		10										
										사업장배출계	0												
		생활/사업장	백우기업	강북-95-23 95.9.15	양승우	강북구 도봉로 328, 1823(번동, 가든타워빌딩)	02)991-2816	14,022	용도	생활폐기물	16		8						4				4
										음식물류폐기물	11		11										
										사업장배출계	0												
	도봉구계		13 업체					129,756	용도	생활폐기물	14	0	9	3	0	0	0	0	2	0	0	0	0
										음식물류폐기물	6	0	0	6	0	0	0	0	0	0	0	0	0
										사업장배출계	70	0	0	0	0	0	0	11	10	0	0	49	0
	도봉구	생활	경일종합개발㈜	217-81-02551 1993.10.15 제1993-17호	진용남	서울시 도봉구 쌍문동 85-26	02)991-2817	8,138	용도	생활폐기물	4		3						1				
										음식물류폐기물	3			3									
										사업장배출계	0												
		생활	경원환경개발㈜	210-81-19352 1992.10.15 제1992-13호	양병렬박춘식	서울시 도봉1동 613-14 숙진빌딩 3층	02)993-4839	6,258	용도	생활폐기물	7		3	3					1				
										음식물류폐기물	0												
										사업장배출계	1								1				
		생활	㈜백승기업	허가번호 제1994-001 호 1994년12월06일	진영수김준범	서울시 도봉구 방학동 719-2	02)3493-6675	6,319	용도	생활폐기물	3		3										
										음식물류폐기물	3			3									
										사업장배출계	0												
		사업장	도원환경㈜	217-81-11287 2003.3.7 제2003-1호	박종모	서울특별시 도봉구 마들로28길 63(도봉동)	02)3491-0160	132	용도	생활폐기물	0												
										음식물류폐기물	0												
										사업장배출계	5							2	3				
		사업장	썬에코텍(주)	2004-5 (2004.12.23.)	최영열	서울특별시 도봉구 도봉로152길 16(방학동) 북한산현대렉시온928호	02-954-5800	5,326	용도	생활폐기물	0												
										음식물류폐기물	0												
										사업장배출계	5								1			4	
		사업장	(주)건용산업개발	1995-1 (1995.8.27.)	김태영	서울특별시 도봉구 노해로 341(창동)신원리베르텔1101호	02-990-2333	60,722	용도	생활폐기물	0												
										음식물류폐기물	0												
										사업장배출계	5											5	
		사업장	(주)신잔토환경	1997-1 (1997.6.21.)	박종혁	서울특별시 도봉구 창동 797	02-995-4199	9,995	용도	생활폐기물	0												
										음식물류폐기물	0												
										사업장배출계	10							2	5			3	

구분		허가대상 폐기물	업체명	등록·관리번호 (승인·허가일)	대표자	소재지	전화번호	2013년 처리량 (톤/년)	수집·운반 차량 현황														
시도	시군구								총계 (대)			밀폐식 차량 (대)	운반용 압착·압축 차량(대)	기계식 상차장치 부착차량 (대)	수거·교반 차량(대)	발효 차량(대)	탱크 로리(대)	카고 트럭(대)	암롤 트럭(대)	컨테이너 트럭(대)	버켓 로더(대)	덤프 트럭(대)	기타(대)
서울	도봉구	사업장	대호환경㈜	2005-001 (2005.8.21.)	남병호	서울특별시 도봉구 도봉로126길 5(창동)	02-939-2101	37	용도	생활폐기물	0												
										음식물류폐기물	0												
										사업장배출계	5							3				2	
		사업장	동유중기	2008-1 (2008.9.5..)	박정순 외16인	서울특별시 도봉구 마들로 735-33(도봉동)	02-3492-5504	17	용도	생활폐기물	0												
										음식물류폐기물	0												
										사업장배출계	17											17	
		사업장	㈜해남건업	2006-1 2006.7.26.)	박정숙	서울특별시 도봉구 도당로 76(방학동) 방학프라자 205-2	02-956-1182	7,136	용도	생활폐기물	0												
										음식물류폐기물	0												
										사업장배출계	7											7	
		사업장	완석종합개발㈜	2010-001	고종남	서울특별시 도봉구 도봉로 905(도봉동)	02-3492-4486	25	용도	생활폐기물	0												
										음식물류폐기물	0												
										사업장배출계	5											5	
		사업장	유비럭스㈜	(2010.7.14.)	김영근	서울특별시 도봉구 도봉로125길 75(쌍문동) 502	02-904-8618	22,826	용도	생활폐기물	0												
										음식물류폐기물	0												
										사업장배출계	5											5	
		사업장	㈜경명이앤씨	2011-1 (2011.5.31.)	홍형우	서울특별시 도봉구 도봉로169나길 6(도봉동) 405	02-703-3495	2,825	용도	생활폐기물	0												
										음식물류폐기물	0												
										사업장배출계	5							4				1	
	노원구계		9 업체					69,254	용도	생활폐기물	32	6	22	2	0	0	0	2	0	0	0	0	0
										음식물류폐기물	20	5	15	0	0	0	0	0	0	0	0	0	0
										사업장배출계	13	3	3	2	1	0	0	0	2	0	0	2	0
	노원구	생활	한국진개	제94-1 (2003.3.21)	양승우	월계동556	994-3440	10,135	용도	생활폐기물	4	1	3										
										음식물류폐기물	6	2	4										
										사업장배출계	0												
		생활	토재기업	제94-2 (2003.3.21)	이종명	상계동459	937-7500	8,838	용도	생활폐기물	6	1	5										
										음식물류폐기물	4		4										
										사업장배출계	0												
		생활	철한기업	제94-3 (2003.3.21)	윤근순	공릉동366-2	974-0352	10,415	용도	생활폐기물	6	1	5										
										음식물류폐기물	4	2	2										
										사업장배출계	0												
		생활	영명환경	제94-4 (2003.3.21)	양양춘	상계동673	933-2729	8,464	용도	생활폐기물	5		5										
										음식물류폐기물	6	1	5										
										사업장배출계	0												
		생활/사업장	대효환경	제2005-4 (2005.8.23)	강남열	상계동 173-1	938-5440	1,089	용도	생활폐기물	5	1	1	1				2					
										음식물류폐기물	0												
										사업장배출계	2	1	1										
		생활/사업장	상지환경	제2006-3 (2006.11.14)	박을규	상계동366-1	930-1559	1,500	용도	생활폐기물	6	2	3	1									
										음식물류폐기물	0												
										사업장배출계	2	1		1									
		사업장	노원환경개발	제97-1 (1997.10.8)	이금숙	상계동673	938-5193	27,960	용도	생활폐기물	0												
										음식물류폐기물	0												
										사업장배출계	3	1	1	1									
		사업장	상우이디아이	제06-001 (2012.3.9)	최영희	상계동1110 두산아파트 상가214호	3401-0404	21	용도	생활폐기물	0												
										음식물류폐기물	0												
										사업장배출계	2								2				
		사업장	국토환경	제2010-3 (2010.6.28)	김준태	상계동450 교림노원프라자 지하	937-1443	832	용도	생활폐기물	0												
										음식물류폐기물	0												
										사업장배출계	4		1		1							2	
	은평구계		5 업체					40,703	용도	생활폐기물	42	0	25	0	0	0	0	3	6	0	0	8	0
										음식물류폐기물	13	0	8	3	0	0	0	0	2	0	0	0	0
										사업장배출계	5	3	0	1	0	0	0	0	0	0	0	1	0
	은평구	사업장	삼희환경	2004-3 (2004.05.19.)	우영희	응암동 112-21	02-356-6037	188	응도	생활폐기물	0												
										음식물류폐기물	0												
										사업장배출계	2	1										1	
		사업장	한민국 특수임무 유공자	2011-09 (2011.06.02.)	김희수	녹번동 5번지 20동	070-8740-1637	0	응도	생활폐기물	0												
										음식물류폐기물	0												
										사업장배출계	3	2		1									

구분		허가대상 폐기물	업체명	등록·관리번호 (승인·허가일)	대표자	소재지	전화번호	2013년 처리량 (톤/년)	수집·운반 차량 현황																
시도	시군구								총계 (대)			밀폐식 차량 (대)	운반용 압착·압축 차량(대)	기계식 상차장치 부착차량 (대)	수거·교반 차량(대)	발효 차량(대)	탱크 로리(대)	카고 트럭(대)	암롤 트럭(대)	컨테이너 트럭(대)	버켓 로더(대)	덤프 트럭(대)	기타(대)
서울	은평구	생활	세명실업	2000-1 (1994.10.20.)	김성종	증산로17길39 (신사동)	305-3311	12,058	용도	생활폐기물	11		7					1	2			1	
										음식물류폐기물	3		2	1									
										사업장배출계	0												
		생활	세림용역	2000-2 (1994.10.20.)	윤영철	갈현로35길 12-17(갈현동)	306-8811	16,472	용도	생활폐기물	16		9					1	2			4	
										음식물류폐기물	6		4	1					1				
										사업장배출계	0												
		생활	태정기업	2000-3 (1994.10.20.)	변웅룡	진관1로77-8 404-106 (진관동)	356-2213	11,985	용도	생활폐기물	15		9					1	2			3	
										음식물류폐기물	4		2	1					1				
										사업장배출계	0												
	서대문구계		3 업체					70,872	용도	생활폐기물	0	0	0	0	0	0	0	0	0	0	0	0	0
										음식물류폐기물	0	0	0	0	0	0	0	0	0	0	0	0	0
										사업장배출계	16	0	0	1	0	0	0	8	7	0	0	0	0
	서대문구	사업장	㈜성림에너지	2002-1 (2002.8.8)	박종호	남가좌동381 센트레빌@205-103	372-3022	589	용도	생활폐기물	0												
										음식물류폐기물	0												
										사업장배출계	2			1					1				
		사업장	㈜보운환경	2003-2 (2003.3.3)	안영자	북가좌동313-17	302-5573	70,263	용도	생활폐기물	0												
										음식물류폐기물	0												
										사업장배출계	12							7	5				
		사업장	㈜부중산업	2005-1 (2005.8.1)	김영규	북가좌동313-17(지층)	303-8215	20	용도	생활폐기물	0												
										음식물류폐기물	0												
										사업장배출계	2							1	1				
	마포구계		4 업체					40,751	용도	생활폐기물	48	23	0	0	0	0	0	0	4	0	0	19	2
										음식물류폐기물	0	0	0	0	0	0	0	0	0	0	0	0	0
										사업장배출계	0	0	0	0	0	0	0	0	0	0	0	0	0
	마포구	생활/사업장	평화환경㈜	1992-1 1992.9.1.	김영준	서교동330-6	3142-6411	11,733	용도	생활폐기물	11	6							1			4	
										음식물류폐기물	0												
										사업장배출계	0												
		생활	대경환경㈜	1996-1 1996.5.16.	김행순	합정동427-12	336-1351	10,101	용도	생활폐기물	11	5							1			5	
										음식물류폐기물	0												
										사업장배출계	0												
		생활	㈜효성환경	2001-22 2001.11.7.	최승호	성산동108-11	322-3780	8,541	용도	생활폐기물	12	6							1			4	1
										음식물류폐기물	0												
										사업장배출계	0												
		생활	고려리사이클링	2007-3 2007.9.20.	이종환	성산동51-12	337-1464	10,376	용도	생활폐기물	14	6							1			6	1
										음식물류폐기물	0												
										사업장배출계	0												
	양천구계		6 업체					97,500	용도	생활폐기물	0	0	0	0	0	0	0	0	0	0	0	0	0
										음식물류폐기물	0	0	0	0	0	0	0	0	0	0	0	0	0
										사업장배출계	0	0	0	0	0	0	0	0	0	0	0	0	0
	양천구	생활/사업장	동남용역	제97-1 (1997.12.9)	김창훈	목4동802-1	2644-8488	17,000	용도	생활폐기물	0												
										음식물류폐기물	0												
										사업장배출계	0												
		생활/사업장	양천환경	제94-3 (1988.6.16)	박원종	신월6동1002-4	2693-6348	16,600	용도	생활폐기물	0												
										음식물류폐기물	0												
										사업장배출계	0												
		생활/사업장	한성용역	제05-1 (1988.5.11)	염동득	신정4동1013-6	2693-3844	17,500	용도	생활폐기물	0												
										음식물류폐기물	0												
										사업장배출계	0												
		생활/사업장	신원지엘	제97-6 (1988.5.11)	서동원	신정3동1183-7	2646-8618	16,000	용도	생활폐기물	0												
										음식물류폐기물	0												
										사업장배출계	0												
		생활/사업장	청송환경	제97-3 (1988.5.18)	이창동	목4동802-1	2644-2744	16,400	용도	생활폐기물	0												
										음식물류폐기물	0												
										사업장배출계	0												
		생활/사업장	신목실업	제97-5 (1986.5.9)	정순자	목1동404-108	2644-39574	14,000	용도	생활폐기물	0												
										음식물류폐기물	0												
										사업장배출계	0												

구분		허가대상 폐기물	업체명	등록·관리번호 (승인·허가일)	대표자	소재지	전화번호	2013년 처리량 (톤/년)	수집·운반 차량 현황													
시도	시군구								총계 (대)			밀폐식 차량 (대)	운반용 압착·압축 차량(대)	기계식 상차장치 부착차량 (대)	수거·교반 차량(대)	발효 차량(대)	탱크 로리(대)	카고 트럭(대)	암롤 트럭(대)	컨테이너 트럭(대)	버켓 로더(대)	덤프 트럭(대)	기타(대)
서울	강서구계		11 업체					211,463	용도	생활폐기물	18	0	10	8	0	0	0	0	0	0	0	0
										음식물류폐기물	9	9	0	0	0	0	0	0	0	0	0	0
										사업장배출계	47	0	0	2	0	0	0	0	3	40	0	1	1
	강서구	사업장	발산산업	2006-01 2006.4.6	이상현	공항동 682-1	2662-9781	13,064	용도	생활폐기물	0											
										음식물류폐기물	0											
										사업장배출계	9									9		
		사업장	일류개발㈜	2005-01 2005.3.15	정영조	내발산동657- 우장산힐스테이트상가1동507호	3159-8744	0	용도	생활폐기물	0											
										음식물류폐기물	0											
										사업장배출계	5			1					2			1	1
		사업장	제이에이치서비스㈜	2012-01 2012.1.26	김두겸	외발산동 427	2640-7979	2,976	용도	생활폐기물	0											
										음식물류폐기물	0											
										사업장배출계	4								1	3		
		사업장	임송농산	1997-01 1997.2.22	양기훈	화곡동 1111-2 귀뚜라미홈시스텔801호	2659-1061	136,310	용도	생활폐기물	0											
										음식물류폐기물	0											
										사업장배출계	17									17		
		사업장	리사이클링파워㈜	2002-04 2002.6.5	김선주	마곡동 9 서일빌딩2층	3661-3144	13,095	용도	생활폐기물	0											
										음식물류폐기물	0											
										사업장배출계	7									7		
		사업장	㈜대흥에코	2012-03 2012.12.3	이병호	개화동 323	974-1861	14,952	용도	생활폐기물	0											
										음식물류폐기물	0											
										사업장배출계	3									3		
		사업장	한길자원환경	2013-01 2012.12.3	윤석건	마곡동 327-26	2658-0995	0	용도	생활폐기물	0											
										음식물류폐기물	0											
										사업장배출계	2			1						1		
		생활	경우실업	94-1 (1979.10.30)	차길용	내발산동709-5	2663-6000	7,700	용도	생활폐기물	3		2	1								
										음식물류폐기물	2	2										
										사업장배출계	0											
		생활	경청환경	94-02 (1982.08.01)	박종문	가양동276-1	3661-6182	6,766	용도	생활폐기물	4		2	2								
										음식물류폐기물	1	1										
										사업장배출계	0											
		생활	신원그린	94-3 (1999.06.12)	서동원	염창동255	2659-1470	9,400	용도	생활폐기물	4		3	1								
										음식물류폐기물	3	3										
										사업장배출계	0											
		생활	청해물산	94-04 (1983.04.01)	노일형	등촌동 669-1	3663-6220	7,200	용도	생활폐기물	7		3	4								
										음식물류폐기물	3	3										
										사업장배출계	0											
	구로구계		6 업체					132,179	용도	생활폐기물	105	0	34	0	0	0	0	58	8	0	0	0	5
										음식물류폐기물	8	0	4	4	0	0	0	0	0	0	0	0	0
										사업장배출계	129	1	2	0	0	0	2	64	40	0	0	20	0
	구로구	생활/사업장	영특수츄레라㈜	제2007-1호 (2007.10.08)	유영석	구로구 고척동159-7	2625-0652	97,974	용도	생활폐기물	55							55				
										음식물류폐기물	0											
										사업장배출계	125	1	2				2	60	40			20	
		생활/사업장	수도권환경	제2011-2호 (2011.02.01)	이광용	구로구 오류동 136-45	2688-0641	212	용도	생활폐기물	3							3				
										음식물류폐기물	0											
										사업장배출계	4							4				
		생활	동아환경㈜	1994-2 (1992.10.19)	이진우	구로구 가마산로 148-1	864-1067	9,278		생활폐기물	10		7						2				1
									용도	음식물류폐기물	2		1	1									
										사업장배출계	0											
		생활	삼진환경㈜	1994-5 (1992.10.19)	김원겸	구로구 고척로 22길 74	2614-3100	9,642	용도	생활폐기물	13		9						2				2
										음식물류폐기물	2		1	1									
										사업장배출계	0											
		생활	㈜신영환경	1994-6 (1992.10.19)	강대철	구로구 구로동로 50길 10	2636-8986	8,120		생활폐기물	12		8						2				2
									용도	음식물류폐기물	2		1	1									
										사업장배출계	0											
		생활	원진환경㈜	1994-1 (1992.10.19)	오해일	구로구 개봉로 20길 54	2688-6301	6,954	용도	생활폐기물	12		10						2				
										음식물류폐기물	2		1	1									
										사업장배출계	0											

구분		허가대상 폐기물	업체명	등록·관리번호 (승인·허가일)	대표자	소재지	전화번호	2013년 처리량 (톤/년)	수집·운반 차량 현황														
시도	시군구								총계 (대)			밀폐식 차량 (대)	운반용 압착·압축 차량(대)	기계식 상차장치 부착차량 (대)	수거·교반 차량(대)	발효 차량(대)	탱크 로리(대)	카고 트럭(대)	암롤 트럭(대)	컨테이너 트럭(대)	버켓 로더(대)	덤프 트럭(대)	기타(대)
서울	금천구계		4 업체					26,318	용도	생활폐기물	24	0	6	0	0	0	0	2	7	0	0	4	5
										음식물류폐기물	8	0	2	0	0	0	0	0	1	0	0	5	0
										사업장배출계	0	0	0	0	0	0	0	0	0	0	0	0	0
	금천구	생활	한일환경㈜	Feb-98	김중엽	독산동 296-16	839-2141	8,945	용도	생활폐기물	6		2					0	2			1	1
				2000.6.10						음식물류폐기물	2		0					0	0			2	
										사업장배출계	0		0					0	0			0	
		생활	한일크린㈜		이상용	독산동 296-16	839-9744	8,472	용도	생활폐기물	7		1					0	2			2	2
				Jan-99						음식물류폐기물	1		0					0	0			1	
				1999.11.26						사업장배출계	0		0					0	0			0	
		생활	남부환경㈜		장동균	시흥동 984 (시흥유통상가 11-219)	804-5295	3,471	용도	생활폐기물	5		2					1	1			0	1
				Jan-00						음식물류폐기물	3		1					0	1			1	
				2000.9.1						사업장배출계	0		0					0	0			0	
		생활	금천환경㈜		김재식	시흥동 992-2 (건영상가 402호	851-7357	5,430	용도	생활폐기물	6		1					1	2			1	1
				Aug-02						음식물류폐기물	2		1					0	0			1	
				2002.8.17						사업장배출계	0		0					0	0			0	
	영등포구계		8 업체					99,802	용도	생활폐기물	40	0	26	0	0	0	0	1	8	0	0	0	5
										음식물류폐기물	25	4	20	0	0	0	0	0	0	0	0	0	1
										사업장배출계	1	0	0	0	0	0	0	0	1	0	0	0	0
	영등포구	생활	주선기업	93-23호	이근생	영등포구양평동4가213번지	02-2676-9341	10,155	용도	생활폐기물	5		3						1				1
				1993.2.10						음식물류폐기물	4		4						0				
										사업장배출계	0												
		생활	경청산업	92-35	김종철	여의도동43-3홍우빌딩701호	2675-8697	14,639	용도	생활폐기물	3		2						1				
				1997.5.21						음식물류폐기물	5	1	3										1
										사업장배출계	0												
		생활	한양환경	92-33	이형국	여의도동43-3홍우빌딩704호	782-1509	10,361	용도	생활폐기물	11		8						1				2
				1997.5.21						음식물류폐기물	3		3										
										사업장배출계	0												
		생활	우성환경	93-22호	김상기	여의도동43-3홍우빌딩1002호	783-8927	15,084	용도	생활폐기물	6		3						2				1
				1993.2.10						음식물류폐기물	3	1	2										
										사업장배출계	0												
		생활	삼원환경	2003-5호	이종만	문래1가2-4	2678-4328	14,995	용도	생활폐기물	6		3					1	1				1
				1979.4.1						음식물류폐기물	3		3										
										사업장배출계	0												
		생활	남서울환경	92-36호	경기표	영등포동592-2 크리스찬하우스301호	843-9218	13,493	용도	생활폐기물	2		1						1				
				1997.5.21						음식물류폐기물	2		2										
										사업장배출계	0												
		생활	동진환경	93-21호	최명수	영등포3가8 남서울빌딩 519	2678-3005	12,135	용도	생활폐기물	4		3						1				
				1997.5.21						음식물류폐기물	2	1	1										
										사업장배출계	1								1				
		생활	동일환경	92-33	양승익	양평동3가 32-14	2633-8359	8,940	용도	생활폐기물	3		3										
				1997.5.21						음식물류폐기물	3	1	2										
										사업장배출계	0												
	동작구계		5 업체					32,540	용도	생활폐기물	28	0	11	1	0	0	0	11	5	0	0	0	0
										음식물류폐기물	14	0	8	6	0	0	0	0	0	0	0	0	0
										사업장배출계	2	0	0	0	0	0	0	0	2	0	0	0	0
	동작구	생활/사업장	경청용역	2005-00010	김현중	노량진로8길 72 2층(노량진동)	812-5143	5,321	용도	생활폐기물	6		2					4					
				(2005.9.21)						음식물류폐기물	2		2										
										사업장배출계	1								1				
		생활/사업장	기성환경	2005-00009	박월청	상도동201-73	812-7565	8,862	용도	생활폐기물	9		3					4	2				
				(2005.7.26)						음식물류폐기물	4			4									
										사업장배출계	0												
		생활/사업장	남지환경	2004-00001	이용규	서울시동작구흑석동1-3 원불교서울회관319호	826-6776	6,323	용도	생활폐기물	4		2	1					1				
				(2004.1.4)						음식물류폐기물	4		2	2									
										사업장배출계	0												
		생활/사업장	늘푸른환경	2005-00011	송용호	서울동작구솔밭로101-1 (사당동)	525-4145	6,097	용도	생활폐기물	6		2					3	1				
				(2010.6.15)						음식물류폐기물	2		2										
										사업장배출계	0												

구분		허가대상 폐기물	업체명	등록·관리번호 (승인·허가일)	대표자	소재지	전화번호	2013년 처리량 (톤/년)	수집·운반 차량 현황														
시도	시군구								총계 (대)			밀폐식 차량 (대)	운반용 압착·압축 차량(대)	기계식 상차장치 부착차량 (대)	수거·교반 차량(대)	발효 차량(대)	탱크 로리(대)	카고 트럭(대)	암롤 트럭(대)	컨테이너 트럭(대)	버켓 로더(대)	덤프 트럭(대)	기타(대)
서울	동작구	생활/사업장	신세계환경	2005-00012 (2009.12.30)	윤영표	동작구여의대방로22길 68	835-9933	5,937	용도	생활폐기물	3		2						1				
										음식물류폐기물	2		2										
										사업장배출계	1								1				
	관악구계		9 업체					47,811	용도	생활폐기물	51	0	24	0	0	0	0	0	9	12	0	4	2
										음식물류폐기물	11	2	9	0	0	0	0	0	0	0	0	0	0
										사업장배출계	5	0	1	0	4	0	0	0	0	0	0	0	0
	관악구	사업장	(주)녹색사람들	제2008-1호 (08.03.03)	채복희	관악구 관악로 105 동산빌딩3층 2호	857-5100	3,527	용도	생활폐기물	0												
										음식물류폐기물	0												
										사업장배출계	5		1		4								
		생활/사업장	관일환경	1996-11 1996.12.10	양한채	조원동 537-1, 3층	887-0131	6,263	용도	생활폐기물	5		3						2				
										음식물류폐기물	2	1	1										
										사업장배출계	0												
		생활	수정환경	1996-2 1996.4.16	이용규	행운동 100-228, 1층	879-0902	5,114	용도	생활폐기물	4		3						1				
										음식물류폐기물	1		1										
										사업장배출계	0												
		생활	삼지크린	2006-1 1996.4.16	강준철	은천동 931-26, 201호	876-5771	5,779	용도	생활폐기물	5		4						1				
										음식물류폐기물	1		1										
										사업장배출계	0												
		생활/사업장	삼일미화	1996-1 1996.5.1	김용석	인헌동 1656-22, 2층	876-6477	6,687	용도	생활폐기물	8		3						1	4			
										음식물류폐기물	1		1										
										사업장배출계	0												
		생활/사업장	신봉그린	1996-5 1996.4.16	양해인	조원동 537-1, 2층	867-3193	4,797	용도	생활폐기물	5		3						2				
										음식물류폐기물	2	1	1										
										사업장배출계	0												
		생활/사업장	관일산업	1996-12 1996.12.10	박월청	서원동 409-100 동서리치 302호	882-1212	6,919	용도	생활폐기물	14		3						1	6		2	2
										음식물류폐기물	2		2										
										사업장배출계	0												
		생활	평아건업	1996-8 1996.5.1	김서남	조원동 537-1, 2층	889-8105	4,932	용도	생활폐기물	7		3							2		2	
										음식물류폐기물	1		1										
										사업장배출계	0												
		생활	클린환경	1996-6 1996.4.16	백홍순	난향동 681-3, 2층	861-2056	3,793	용도	생활폐기물	3		2						1				
										음식물류폐기물	1		1										
										사업장배출계	0												
	서초구계		5 업체					57,208	용도	생활폐기물	56	8	11	0	0	0	0	27	10	0	0	0	0
										음식물류폐기물	32	0	0	32	0	0	0	0	0	0	0	0	0
										사업장배출계	0	0	0	0	0	0	0	0	0	0	0	0	0
	서초구	생활	하동기업	99-1 92.10.29	진낙차	반포동107-6	535-3411	14,450	용도	생활폐기물	13	2	1					9	1				
										음식물류폐기물	8			8									
										사업장배출계	0												
		생활	고려이엔알	99-2 93.2.10	이종환	서초동1339-7	3462-1464	17,356	용도	생활폐기물	14	2	3					5	4				
										음식물류폐기물	7			7									
										사업장배출계	0												
		생활	대승에코그린	99-3 92.10.19	이광해김순만	양재동110-12	578-6675	8,611	용도	생활폐기물	9	1	3					3	2				
										음식물류폐기물	6			6									
										사업장배출계	0												
		생활	성광환경	99-4 93.1.15	김종봉	양재동110-2	3461-1613	9,355	용도	생활폐기물	10	2	2					6					
										음식물류폐기물	6			6									
										사업장배출계	0												
		생활	성진환경	99-5 93.2.10	박종기	서초동1451-42	3474-9384	7,436	용도	생활폐기물	10	1	2					4	3				
										음식물류폐기물	5			5									
										사업장배출계	0												
	송파구계		12 업체					909,953	용도	생활폐기물	71	0	15	0	43	0	0	0	0	0	0	0	13
										음식물류폐기물	22	0	0	0	22	0	0	0	0	0	0	0	0
										사업장배출계	77	0	0	0	0	0	0	3	15	5	0	3	51
	송파구	생활	상우용역㈜	10-00006 81.1.1	조몽화	서울 송파구 삼전동 181-6	414-6221	24,955	용도	생활폐기물	14		2		3								9
										음식물류폐기물	3				3								
										사업장배출계	0												

구분		허가대상 폐기물	업체명	등록·관리번호 (승인·허가일)	대표자	소재지	전화번호	2013년 처리량 (톤/년)	수집·운반 차량 현황														
시도	시군구								총계 (대)			밀폐식 차량 (대)	운반용 압착·압축 차량(대)	기계식 상차장치 부착차량 (대)	수거·교반 차량(대)	발효 차량(대)	탱크 로리(대)	카고 트럭(대)	암롤 트럭(대)	컨테이너 트럭(대)	버켓 로더(대)	덤프 트럭(대)	기타(대)
서울	송파구	생활	평아기업㈜	10-00007 96.12.30	김을구	서울 송파구 송파동 143-3	415-3234	32,002	용도	생활폐기물	13		2		8								3
										음식물류폐기물	4				4								
										사업장배출계	0												
		생활	방산산업㈜	10-00008 96.12.30	정광일	서울 송파구 가락동 137-2	404-3274	23,996	용도	생활폐기물	6		1		5								
										음식물류폐기물	4				4								
										사업장배출계	0												
		생활	원창산업㈜	10-00009 88.9.1	정기덕외1	서울 송파구 신천동 17-6	418-8334	20,190	용도	생활폐기물	8		1		7								
										음식물류폐기물	2				2								
										사업장배출계	0												
		생활	㈜크린써비스	10-00010 96.12.30	박점현	서울 송파구 가락동 79-4	443-2292	14,401	용도	생활폐기물	8		3		5								
										음식물류폐기물	2				2								
										사업장배출계	0												
		생활	서울녹색산업㈜	10-00011 96.12.30	정향기	서울 송파구 가락동 600 수산물시장 3층	418-8333	18,192	용도	생활폐기물	10		3		6								1
										음식물류폐기물	3				3								
										사업장배출계	0												
		생활	미도정업㈜	10-00012 96.12.30	전형규	서울 송파구 문정동 69 칠보빌딩	448-1316	21,693	용도	생활폐기물	7		1		6								
										음식물류폐기물	2				2								
										사업장배출계	0												
		생활	오투환경㈜	08-0002 08.12.19	편찬철	서울 송파구 문정동 68-12 2층	409-7778	4,302	용도	생활폐기물	3		1		2								
										음식물류폐기물	1				1								
										사업장배출계	0												
		생활	(주)초록숲	09-00002 09.4.30	최민승	서울 송파구 문정동 516 가든파이브 라이프동 10층	403-3003	901	용도	생활폐기물	2		1		1								
										음식물류폐기물	1				1								
										사업장배출계	0												
		사업장	덕양가	10-00017 (1999-07-16)	김형각	송파구 방이동99-9	418-0627	215,073	용도	생활폐기물	0												
										음식물류폐기물	0												
										사업장배출계	25							3	15	1			6
		사업장	㈜지구환경	10-00020 (1999-12-21)	김영현	송파구 마천동 159, 201호	443-3280	664	용도	생활폐기물	0												
										음식물류폐기물	0												
										사업장배출계	4									4			
		사업장	㈜대원	01-00016 (2001-10-17)		송파구 풍납동 391-5 대원빌딩 8층	473-8051	533,583	용도	생활폐기물	0												
										음식물류폐기물	0												
										사업장배출계	48											3	45
	강동구계		7 업체					97,614	용도	생활폐기물	40	0	11	0	0	0	0	13	8	0	0	2	6
										음식물류폐기물	6	0	4	2	0	0	0	0	0	0	0	0	0
										사업장배출계	66	8	1	0	0	0	0	9	0	26	0	5	17
	강동구	생활	강동용역㈜	제1992-45호 212-81-01969 1981.01.01	윤도진	강동구 길동 350-5	484-8254	28,761	용도	생활폐기물	14		4					3	2				5
										음식물류폐기물	1		1										
										사업장배출계	1		1										
		생활	고려정업㈜	212-81-01601 (1979. 10)	박옥남	강동구 양재대로 1377	02)472-1690	32,356	용도	생활폐기물	14		3					7	3				1
										음식물류폐기물	3		3										
										사업장배출계	0												
		생활	남원산업	1983.10.11	정향기	강일동 아리수로93길33	418-5200	36,497	용도	생활폐기물	12		4					3	3			2	
										음식물류폐기물	2			2									
										사업장배출계	0												
		사업장	성광중기	2006-002 2008-08-11	김용숙	성내로 85	02-476-4151	0	용도	생활폐기물	0												
										음식물류폐기물	0												
										사업장배출계	5											5	
		사업장	㈜한차연	2010-001 2010-11-20	전용준	상일동 28-72	02-427-8870	0	용도	생활폐기물	0												
										음식물류폐기물	0												
										사업장배출계	10	8						1					1
		사업장	(유)그린물류	2012-001 2012-10-26	김순재	강동구 둔촌동 59-6번지 창원빌딩 203호	02-479-2210	0	용도	생활폐기물	0												
										음식물류폐기물	0												
										사업장배출계	47							8		26			13
		사업장	영진환경	2005-001 2005-01-04	이이진	천호동 451-20	02-478-0602	0	용도	생활폐기물	0												
										음식물류폐기물	0												
										사업장배출계	3												3

구분		허가대상 폐기물	업체명	등록·관리번호 (승인·허가일)	대표자	소재지	전화번호	2013년 처리량 (톤/년)	수집·운반 차량 현황													
시도	시군구								총계 (대)			밀폐식 차량 (대)	운반용 압착·압축 차량(대)	기계식 상차장치 부착차량 (대)	수거·교반 차량(대)	발효 차량(대)	탱크 로리(대)	카고 트럭(대)	암롤 트럭(대)	컨테이너 트럭(대)	버켓 로더(대)	덤프 트럭(대)	기타(대)
부산	합계		205 업체					1,414,152	용도	총계	1,396	137	249	213	100	0	29	202	155	18	1	125	167
										생활폐기물	790	46	214	79	88	0	22	87	84	0	1	43	126
										음식물류폐기물	136	76	26	10	11	0	0	1	2	0	0	0	10
										사업장배출계	470	15	9	124	1	0	7	114	69	18	0	82	31
	중구계		5 업체					19,977	용도	생활폐기물	19	0	5	0	9	0	0	0	5	0	0	0	0
										음식물류폐기물	4	4	0	0	0	0	0	0	0	0	0	0	0
										사업장배출계	12	0	0	0	0	0	0	0	0	12	0	0	0
	중구	생활	영진	제1호 (79.5.1)	황윤태	보수동3가 70-14	244-0441	9,863	용도	생활폐기물	9	0	2	0	4	0	0	0	3	0	0	0	0
										음식물류폐기물	2	2		0		0	0	0	0	0	0	0	0
										사업장배출계	0	0	0	0	0	0	0	0	0	0	0	0	0
		생활	신아환경	제2호 (84.6.11)	강석중외1	중앙동6가 20-34	242-8850	10,114	용도	생활폐기물	10	0	3	0	5	0	0	0	2	0	0	0	0
										음식물류폐기물	2	2	0	0						0	0	0	0
										사업장배출계	0	0	0	0	0	0	0	0	0	0	0	0	0
		사업장	신세기기업	제2010-1호 (2010.04.06)	전종덕	중앙동4가 85-8	466-8181	0	용도	생활폐기물	0	0	0	0	0	0	0	0	0	0	0	0	0
										음식물류폐기물	0	0	0	0	0	0	0	0	0	0	0	0	0
										사업장배출계	3	0	0	0	0	0	0	0	0	3	0	0	0
		사업장	대경로직스㈜	제2012-1호 (2012.9.25)	이도상	충장대로 13번길 22	464-5009	0	용도	생활폐기물	0	0	0	0	0	0	0	0	0	0	0	0	0
										음식물류폐기물	0	0	0	0	0	0	0	0	0	0	0	0	0
										사업장배출계	3	0	0	0	0	0	0	0	0	3	0	0	0
		사업장	국양로지텍㈜	제2012-2호 (2012.9.30)	곽두곤	충장대로 12	467-7333	0	용도	생활폐기물	0	0	0	0	0	0	0	0	0	0	0	0	0
										음식물류폐기물	0	0	0	0	0	0	0	0	0	0	0	0	0
										사업장배출계	6	0	0	0	0	0	0	0	0	6	0	0	0
	서구계		8 업체					3,645	용도	생활폐기물	19	0	5	11	0	0	0	0	2	0	0	0	1
										음식물류폐기물	5	0	5	0	0	0	0	0	0	0	0	0	0
										사업장배출계	19	7	1	5	0	0	4	1	0	0	0	1	0
	서구	생활	㈜대원개발	제1호 (90.4.01)	최태곤	자갈치로 10 (충무동1가)	243-1351	406	용도	생활폐기물	7	0	2	4	0	0	0		1				
										음식물류폐기물	2	0	2		0	0	0						
										사업장배출계	0	0			0	0	0						
		생활	㈜두산환경	제2호 (93.3.11)	박상태	자갈치로 10 (충무동1가)	242-9520	2,232	용도	생활폐기물	12	0	3	7	0	0	0		1				1
										음식물류폐기물	3	0	3		0	0	0						
										사업장배출계	0	0			0	0	0						
		사업장	영남상회	제7호 (09.06.15)	정태문	충무대로 201번길 9 (남부민동)	255-4726	133	용도	생활폐기물	0	0											
										음식물류폐기물	0	0											
										사업장배출계	4	4											
		사업장	경남자원	제8호 (09.08.06)	송실호	구덕로 214번길 5 (부민동1가)	255-4646	111	용도	생활폐기물	0	0							0	0	0		
										음식물류폐기물	0								0	0	0		
										사업장배출계	2	1		1					0	0	0		
		사업장	㈜에이치에스 아쿠아피드	제10호 (11.06.03)	홍병호	충무대로 202 (남부민동)	781-7550	763	용도	생활폐기물	0								0	0	0		
										음식물류폐기물	0								0	0	0		
										사업장배출계	5						4		0	0	0	1	
		사업장	금동스틸	제12호 (13.06.28)	조홍곤	엄광산로13번길 7 (서대신동3가, 201호)	254-2554	0	용도	생활폐기물	0												
										음식물류폐기물	0												
										사업장배출계	2	1		1									
		사업장	보람환경	제13호 (13.09.27)	하근호 외1	자갈치로 10 (충무동1가, 501호)	254-6616	0	용도	생활폐기물	0												
										음식물류폐기물	0												
										사업장배출계	3	1	1	1									
		사업장	태양자원	제14호 (13.11.05)	김순임	원양로 308 (암남동)	253-3101	0	용도	생활폐기물	0												
										음식물류폐기물	0												
										사업장배출계	3			2				1					
	동구계		4 업체					8,396	용도	생활폐기물	20	0	8	0	0	0	0	11	1	0	0	0	0
										음식물류폐기물	2	0	1	1	0	0	0	0	0	0	0	0	0
										사업장배출계	4	0	0	2	0	0	0	2	0	0	0	0	0
	동구	생활/사업장	동부환경	1996-2호 (96.3.11)	양범준	성남로 35(좌천동)	636-5633	3,478	용도	생활폐기물	9		4					5					
										음식물류폐기물	1		1										
										사업장배출계	0												
		생활/사업장	부산환경	1996-1호 (96.3.11)	윤일영	성남로 35(좌천동)	631-0933	4,918	용도	생활폐기물	11		4					6	1				
										음식물류폐기물	1			1									
										사업장배출계	0	0	0	0									

구분		허가대상 폐기물	업체명	등록·관리번호 (승인·허가일)	대표자	소재지	전화번호	2013년 처리량 (톤/년)	수집·운반 차량 현황															
시도	시군구								총계 (대)			밀폐식 차량 (대)	운반용 압착·압축 차량(대)	기계식 상차장치 부착차량 (대)	수거·교반 차량(대)	발효 차량(대)	탱크 로리(대)	카고 트럭(대)	암롤 트럭(대)	컨테이너 트럭(대)	버켓 로더(대)	덤프 트럭(대)	기타(대)
부산	동구	사업장	동북아문류	2007-1호 (05.2.3)	이수계	범일로 3(범일동)	646-0908	0	용도	생활폐기물	0	0	0	0									
										음식물류폐기물	0	0	0	0									
										사업장배출계	2	0	0	0				2					
		사업장	화성자원㈜	2009-1호 (09.8.21)	최선영	충장대로 289번길 61(좌천동)	636-8115	0	용도	생활폐기물	0	0	0	0									
										음식물류폐기물	0	0	0	0									
										사업장배출계	2			2									
	영도구계		7 업체					28,092	용도	생활폐기물	19	0	9	0	0	0	0	0	2	0	0	8	0
										음식물류폐기물	6	0	0	6	0	0	0	0	0	0	0	0	0
										사업장배출계	8	0	0	4	0	0	0	0	0	0	0	4	0
	영도구	생활	㈜영도환경	1997-5 ('97.12.4)	김석철외1명	절영로101번길 14(영선동3가)	417-7500	12,617	용도	생활폐기물	8	0	5		0	0	0	0	1			2	0
										음식물류폐기물	3	0		3	0	0	0	0					0
										사업장배출계	0	0	0	0	0	0	0	0	0	0	0	0	0
		생활	금정환경㈜	1997-4 ('97.12.4)	이현수	상리로 63-4 (동삼동)	404-5565	8,544	용도	생활폐기물	9	0	4		0	0	0	0	1			4	0
										음식물류폐기물	3	0		3	0	0	0	0					0
										사업장배출계	0	0			0	0	0	0					0
		사업장	㈜뉴그린산업	1996-2 ('96.11.13)	김태진	해양로 141 (청학동)	418-0300	5,964	용도	생활폐기물	0	0	0	0	0	0	0	0	0	0	0		0
										음식물류폐기물	0	0	0	0	0	0	0	0	0	0	0		0
										사업장배출계	2	0	0	0	0	0	0	0	0	0	0	2	0
		사업장	㈜영도에스엔에스	2001-3 ('01.7.10)	정화경	청학2동 1-145	415-6948	901	용도	생활폐기물	2	0	0	0	0	0	0	0	0	0	0	2	0
										음식물류폐기물	0	0	0	0	0	0	0	0	0	0	0		0
										사업장배출계	0	0	0	0	0	0	0	0	0	0	0		0
		사업장	부영산업	2004-1 ('04.3.2)	양호준	청학동1-99	416-9980	29	용도	생활폐기물	0				0	0	0	0					0
										음식물류폐기물	0				0	0	0	0					0
										사업장배출계	2			2	0	0	0	0					0
		사업장	㈜성원환경	2012-001 (2012.06.28.)	김영주	중복길 276 (신선동)	070-8231-9212	0	용도	생활폐기물	0				0	0	0	0					0
										음식물류폐기물	0				0	0	0	0					0
										사업장배출계	2			1	0	0	0	0				1	0
		사업장	푸른솔환경	2009-1 ('09.4.14)	강정기	와치로 231 (동삼동)		37	용도	생활폐기물	0				0	0	0	0					0
										음식물류폐기물	0				0	0	0	0					0
										사업장배출계	2			1	0	0	0	0				1	0
	부산진구계		6 업체					67,651	용도	생활폐기물	72	0	22	0	0	0	0	0	17	0	0	32	1
										음식물류폐기물	9	9	0	0	0	0	0	0	0	0	0	0	0
										사업장배출계	8	3	0	2	0	0	0	0	0	0	0	0	3
	부산진구	생활	화성환경	1 (1996.3.8)	김일랑한기성	연지동 160-6	809-1864	21,736	용도	생활폐기물	33		7					0	7			19	0
										음식물류폐기물	1	1											
										사업장배출계	0			0	0	0							
		생활	케이알씨산업	2 (2012.2.14)	김수호	범천동 951-4	805-0006	5,170	용도	생활폐기물	9		3	0	0	0		0	1			5	0
										음식물류폐기물	2	2		0	0	0							
										사업장배출계	0			0	0	0							
		생활	명신환경	3 (1996.3.8)	이청길	당감동 361-3	895-8382	18,697	용도	생활폐기물	12		4	0	0	0		0	2			5	1
										음식물류폐기물	3	3		0	0	0							
										사업장배출계	0												
		생활	남양산업	4 (1996.3.8)	김창수	개금동 451-20	891-2359	17,802	용도	생활폐기물	18		8					0	7			3	0
										음식물류폐기물	3	3											
										사업장배출계	0												
		사업장	동해환경	55 (2007.1.23)	김상남	양정동 399-4	508-3889	49	용도	생활폐기물	0							0					
										음식물류폐기물	0												
										사업장배출계	5			2									3
		사업장	동원기업	31 (2013.3.21)	정병하	전포동 661-2	862-1342	4,197	용도	생활폐기물	0							0					
										음식물류폐기물	0												
										사업장배출계	3	3											
	동래구계		4 업체					100,921	용도	생활폐기물	44	6	7	0	0	0	22	8	0	0	1	0	0
										음식물류폐기물	4	4	0	0	0	0	0	0	0	0	0	0	0
										사업장배출계	12	0	1	1	0	0	2	0	2	0	0	6	0
	동래구	생활/사업장	아성기업	1996-01호 1996.3.4.	김재천	시실로107번길 73(명장동)	522-6826	19,600	용도	생활폐기물	22	2	1				14	5					
										음식물류폐기물	4	4											
										사업장배출계	2			1			1						

구분		허가대상 폐기물	업체명	등록·관리번호 (승인·허가일)	대표자	소재지	전화번호	2013년 처리량 (톤/년)	수집·운반 차량 현황														
시도	시군구								총계 (대)			밀폐식 차량 (대)	운반용 압착·압축 차량(대)	기계식 상차장치 부착차량 (대)	수거·교반 차량(대)	발효 차량(대)	탱크 로리(대)	카고 트럭(대)	암롤 트럭(대)	컨테이너 트럭(대)	버켓 로더(대)	덤프 트럭(대)	기타(대)
부산	동래구	생활/사업장	진양기업	1996-2호 1996.3.4.	박해종	수안로8번길 32(수안동)	554-0552	17,153	용도	생활폐기물	22	4	6				8	3			1		
										음식물류폐기물	0												
										사업장배출계	2		1				1						
		사업장	적산개발	1997-46 2007.8.3.	남 경	충렬대로321번길 15-4(안락동)		16,911	용도	생활폐기물	0											0	
										음식물류폐기물	0												
										사업장배출계	2										0	2	
		사업장	홍한환경개발	2007-48호 2007.12.24.	박점호	미남로132번길 14(온천동)	973-2504	47,257	용도	생활폐기물	0												
										음식물류폐기물	0												
										사업장배출계	6						0	0	2		0	4	
	남구계		2 업체					41,002	용도	생활폐기물	60	0	18	1	19	0	0	18	4	0	0	0	0
										음식물류폐기물	8	8	0	0	0	0	0	0	0	0	0	0	0
										사업장배출계	6	1	4	0	1	0	0	0	0	0	0	0	0
	남구	생활	(자)보수산업	1993-02호 (1993.3.8)	오송대	대연동724	628-1236	23,274	용도	생활폐기물	32		10	1	19				2				
										음식물류폐기물	4	4											
										사업장배출계	3		2		1								
		생활	㈜우성물산	제2호(1984.4.10)	장양수	대연동649-14	624-6282	17,728	용도	생활폐기물	28		8					18	2				
										음식물류폐기물	4	4											
										사업장배출계	3	1	2										
	북구계		13 업체					94,439	용도	생활폐기물	71	3	24	1	0	0	0	0	1	0	0	2	40
										음식물류폐기물	24	3	7	3	1	0	0	0	0	0	0	0	10
										사업장배출계	27	0	0	3	0	0	0	0	2	0	0	4	18
	북구	생활	㈜청미산업	제1호(93.03.08)	이용기	사상로 626(구포동)	334-7300	28,512	용도	생활폐기물	21	0	11			0	0	0	1	0	0	0	9
										음식물류폐기물	4		2	2		0	0	0	0	0	0	0	0
										사업장배출계	0					0	0	0	0	0	0	0	0
		생활	성신환경㈜	제2호(95.04.11)	황동인	의성로 54-9(덕천동)	343-8318	3,300	용도	생활폐기물	17		7			0	0	0	0	0	0	0	10
										음식물류폐기물	2		1		1	0	0	0	0	0	0	0	0
										사업장배출계	0					0	0	0	0	0	0	0	0
		생활/사업장	㈜삼정GS	제83호(07.12.27) 제92호(10.05.24)	정청수	만덕3로 31(만덕동)	338-1181	4,944	용도	생활폐기물	10					0	0	0	0	0	0	0	10
										음식물류폐기물	3					0	0	0	0	0	0	0	3
										사업장배출계	2			1		0	0	0	0	0	0	0	1
		생활	㈜여민환경	제85호(09.06.12)	이상욱	화명대로 10,1301호(화명동,상뜨레뷰)	361-7705	3,003	용도	생활폐기물	7	1	3	1		0	0	0	0	0	0	0	2
										음식물류폐기물	6	1	3	1		0	0	0	0	0	0	0	1
										사업장배출계	0					0	0	0	0	0	0	0	
		생활/사업장	㈜로얄지앤이산업	제86호(09.06.16) 제68호(04.12.15)	이연복	낙동대로 1626(구포동)	305-2222	11,034	용도	생활폐기물	2					0	0	0	0	0	0	0	2
										음식물류폐기물	1	1				0	0	0	0	0	0	0	
										사업장배출계	5			1		0	0	0	1				3
		생활/사업장	㈜동방개발	제88호(09.10.21) 제87호(09.09.09)	유시현	학사로17번길 19,104호(화명동,중도빌딩)	337-2340	10,740	용도	생활폐기물	5	1	2			0	0	0				2	
										음식물류폐기물	0					0	0	0					
										사업장배출계	3					0	0	0				1	2
		생활	㈜덕환개발	제93호(10.07.05)	강병순	시랑로79번길 30-8,118호(구포동,동성상가)	337-2226	1,760	용도	생활폐기물	3	1	1			0	0	0					1
										음식물류폐기물	3	1	1			0	0	0					1
										사업장배출계	0					0	0	0					
		사업장	㈜세영환경	제26호(99.08.23)	박영민	백양대로1048번길 3(구포동)	341-1117	2,949	용도	생활폐기물	0				0	0	0						
										음식물류폐기물	0				0	0	0						
										사업장배출계	2				0	0	0					1	1
		사업장	거창환경산업㈜	제18호(98.11.18)	이교현	시랑로79번길 30-8,114호(구포동,동성상가)	337-5234	19,194	용도	생활폐기물	0				0	0	0						
										음식물류폐기물	0				0	0	0						
										사업장배출계	4			1	0	0	0		1				2
		사업장	한국산업환경㈜	제43호(01.10.16)	양광석	덕천로 343(만덕동)	337-0002	597	용도	생활폐기물	0				0	0	0	0	0	0	0		
										음식물류폐기물	0				0	0	0	0	0	0	0		
										사업장배출계	7				0	0	0	0	0	0	0		7
		사업장	수정산업	제54호(03.09.25)	강가환	학사로17번길 31,102동 1704호(화명동,수정마을@)	914-1020	6,348	용도	생활폐기물	0				0	0	0	0	0	0	0		
										음식물류폐기물	0				0	0	0	0	0	0	0		
										사업장배출계	2				0	0	0	0	0	0	0	2	
		사업장	진필자원	제95호(11.06.09)	홍순섭	구만덕로60번길 13	971-4241	1,904	용도	생활폐기물	0				0	0	0	0	0	0	0		
										음식물류폐기물	0				0	0	0	0	0	0	0		
										사업장배출계	2				0	0	0	0	0	0	0		2

구분		허가대상 폐기물	업체명	등록·관리번호 (승인·허가일)	대표자	소재지	전화번호	2013년 처리량 (톤/년)	수집·운반 차량 현황															
시도	시군구								총계 (대)			밀폐식 차량 (대)	운반용 압착·압축 차량(대)	기계식 상차장치 부착차량 (대)	수거·교반 차량(대)	발효 차량(대)	탱크 로리(대)	카고 트럭(대)	암롤 트럭(대)	컨테이너 트럭(대)	버켓 로더(대)	덤프 트럭(대)	기타(대)
부산	북구	사업장	㈜보람환경	제98호(13.03.15)	이장성	만덕대로178번길 5-15	341-0012	155	용도	생활폐기물	6				0	0	0	0	0	0	0		6
										음식물류폐기물	5				0	0	0	0	0	0	0		5
										사업장배출계	0				0	0	0	0	0	0	0		
	해운대구계		8 업체					75,151	용도	생활폐기물	113	0	37	7	52	0	0	0	13	0	0	0	4
										음식물류폐기물	16	16	0	0	0	0	0	0	0	0	0	0	0
										사업장배출계	0	0	0	0	0	0	0	0	0	0	0	0	0
	해운대구	생활	㈜청도	제1호 87.9.1	정경현	우1동 해운대로575	051-746-2720	21,890	용도	생활폐기물	30		11	1	14				3				1
										음식물류폐기물	4	4											
										사업장배출계	0												
		생활	해동환경㈜	제2호 90.11.1	전민홍	송정동 508-3	051-702-1201	24,522	용도	생활폐기물	32		12	1	15				3				1
										음식물류폐기물	4	4											
										사업장배출계	0												
		생활	㈜신해환경	제3호 98.5.25	권정화	송정동 99-1	051-743-0562	19,540	용도	생활폐기물	15		6	1	6				2				
										음식물류폐기물	3	3											
										사업장배출계	0												
		생활	㈜희망환경	제4호13.6.17	조명술	좌동로 14번길 68	051-722-0557	3,625	용도	생활폐기물	14		4	1	7				2				
										음식물류폐기물	2	2											
										사업장배출계	0												
		생활	민하산업	제1호 97.6.4	김성식	석대동 산139-1	051-782-3511	1,210	용도	생활폐기물	8				7								1
										음식물류폐기물	0												
										사업장배출계	0												
		생활/사업장	삼원환경㈜	제1호 (2009.01.21)	김필범	반여동 289	582-7988	1,488	용도	생활폐기물	4		1	1	1				1				
										음식물류폐기물	1	1											
										사업장배출계	0												
		생활/사업장	㈜푸른환경	제2010-1호 (2010.05.11)	이승은	중동 1766-2 대동빌딩 201호	742-0028	2,612	용도	생활폐기물	6		2	1	1				1				1
										음식물류폐기물	1	1											
										사업장배출계	0												
		생활/사업장	장산환경	제2012-4호 (2012.08.20)	안성현	중동 1614-3		264	용도	생활폐기물	4		1	1	1				1				
										음식물류폐기물	1	1											
										사업장배출계	0												
	사하구계		39 업체					305,606	용도	생활폐기물	54	23	5	5	0	0	0	7	10	0	0	1	3
										음식물류폐기물	10	9	1	0	0	0	0	0	0	0	0	0	0
										사업장배출계	80	2	1	21	0	0	0	15	18	1	0	12	10
	사하구	생활	㈜미진산업	1-1 1979.09.12	이영수	장림동 1090-4	264-0894	25,201	용도	생활폐기물	14	8						3	3				
										음식물류폐기물	4	4											
										사업장배출계	0												
		생활	㈜미진산업	1-2 1979.09.12	이영수	장림동 1090-4	264-0894	862	용도	생활폐기물	3	2							1				
										음식물류폐기물	0												
										사업장배출계	0												
		생활	세화산업	2-1 1984.05.07	권수현	장림동 1090-8	264-8301	26,868	용도	생활폐기물	16	7	2					2	4				1
										음식물류폐기물	4	4											
										사업장배출계	0												
		생활	세화산업	2-2 1984.05.07	권수현	장림동 1090-8	264-8301	1,367	용도	생활폐기물	3	2							1				
										음식물류폐기물	0												
										사업장배출계	0												
		생활	㈜동진산업	3 2011.05.09	정선길	감천동 544-1 흰돌에이스타운 302	207-2030	4,155	용도	생활폐기물	6		3	1					1				1
										음식물류폐기물	2	1	1										
										사업장배출계	0												
		사업장	두승산업㈜	18 1996.07.30	김경자	하단동 1157-7 리버타운 601호	293-6595	3,385	용도	생활폐기물	0												
										음식물류폐기물	0												
										사업장배출계	4			1				2	1				
		사업장	㈜미진산업	24 1997.03.28	이영수	장림동 1090-4	264-0894	43	용도	생활폐기물	0												
										음식물류폐기물	0												
										사업장배출계	3		1	1									1
		사업장	태봉산업㈜	41 1998.12.19	박문기외1	하단동 901-1	203-0921	20,335	용도	생활폐기물	0												
										음식물류폐기물	0												
										사업장배출계	4								4				

구분		허가대상 폐기물	업체명	등록·관리번호 (승인·허가일)	대표자	소재지	전화번호	2013년 처리량 (톤/년)	수집·운반 차량 현황														
시도	시군구								총계 (대)			밀폐식 차량 (대)	운반용 압착·압축 차량(대)	기계식 상차장치 부착차량 (대)	수거·교반 차량(대)	발효 차량(대)	탱크 로리(대)	카고 트럭(대)	암롤 트럭(대)	컨테이너 트럭(대)	버켓 로더(대)	덤프 트럭(대)	기타(대)
부산	사하구	사업장	㈜세기상사	48 1999.11.15	최종영	구평동 317-1	262-5312	2,511	용도	생활폐기물	0												
										음식물류폐기물	0												
										사업장배출계	2			1					1				
		사업장	서진환경㈜	49 2000.07.21	정 순	하단동 892-11	293-0482	266	용도	생활폐기물	0												
										음식물류폐기물	0												
										사업장배출계	2											1	1
		사업장	녹색환경산업	50 2000.11.28	이성덕	당리동 326-13	266-5777	10,957	용도	생활폐기물	0												
										음식물류폐기물	0												
										사업장배출계	2								1			1	
		사업장	(주)세왕환경산업	51 2001.01.05	박순남	괴정동 1093-8 건주빌딩 5-302	291-3404	24,545	용도	생활폐기물	0												
										음식물류폐기물	0												
										사업장배출계	3							1	2				
		사업장	한진기업	68 2001.08.29	김석진	장림동 1081-3	264-2145	2,200	용도	생활폐기물	0												
										음식물류폐기물	0												
										사업장배출계	2			2									
		사업장	대성자원	71 2001.12.04	이정화	당리동 304-38	291-7051	52	용도	생활폐기물	0												
										음식물류폐기물	0												
										사업장배출계	3			2									1
		사업장	동원개발	76 2002.03.16	장금숙	괴정동 350-72 동아파크 403	203-7284	16	용도	생활폐기물	0												
										음식물류폐기물	0												
										사업장배출계	3			1				1					1
		사업장	㈜오케이환경	80 2002.06.28	이화수	구평동 335	262-4581	580	용도	생활폐기물	0												
										음식물류폐기물	0												
										사업장배출계	2			1									1
		사업장	현진환경개발	90 2003.04.03	김종현	구평동 317-1	264-5309	854	용도	생활폐기물	0												
										음식물류폐기물	0												
										사업장배출계	2			1					1				
		사업장	진세상사	97 2004.03.19	형정연	장림동 1080		2,292	용도	생활폐기물	0												
										음식물류폐기물	0												
										사업장배출계	2			1				1					
		사업장	창신개발	99 2004.03.31	노강현	신평동 437 삼창강변 102-2206	265-9015	30	용도	생활폐기물	0												
										음식물류폐기물	0												
										사업장배출계	2			1									1
		사업장	㈜신대양	116 2005.07.01	양용치,양재원	구평동 388-5	266-3306	123,370	용도	생활폐기물	0												
										음식물류폐기물	0												
										사업장배출계	2								2				
		사업장	삼동자원	122 2006.1.19	윤삼식	다대동 382-3 자유 103-1803	261-1228	0	용도	생활폐기물	0												
										음식물류폐기물	0												
										사업장배출계	2			1									1
		사업장	㈜보성건설자재	123 2006.2.27	이종율	신평동 634-1	205-5125	0	용도	생활폐기물	0												
										음식물류폐기물	0												
										사업장배출계	4											4	
		사업장	신안개발	131 2006.6.21	박미선	장림동 185-1 장림3차동원 101-109	265-1949	236	용도	생활폐기물	0												
										음식물류폐기물	0												
										사업장배출계	2			1				1					
		사업장	㈜가남환경	134 2006.8.28	손귀분	장림동 914-35	262-3511	35,667	용도	생활폐기물	0												
										음식물류폐기물	0												
										사업장배출계	3								1	1		1	
		사업장	진호개발	141 2007.1.11	한승호	하단1동 1168 3층 301-1	293-1692	6,998	용도	생활폐기물	0												
										음식물류폐기물	0												
										사업장배출계	2											1	1
		사업장	유신특수운수	144 2007.6.19	윤숙용	감천동 182-28	206-6666	475	용도	생활폐기물	0												
										음식물류폐기물	0												
										사업장배출계	3			1					2				
		사업장	㈜에너지네트웍	148 2007.10.18	김상동	신평동 642-10	204-0000	300	용도	생활폐기물	0												
										음식물류폐기물	0												
										사업장배출계	2	1							1				

구분		허가대상 폐기물	업체명	등록·관리번호 (승인·허가일)	대표자	소재지	전화번호	2013년 처리량 (톤/년)	수집·운반 차량 현황														
시도	시군구								총계 (대)			밀폐식 차량 (대)	운반용 압착·압축 차량(대)	기계식 상차장치 부착차량 (대)	수거·교반 차량(대)	발효 차량(대)	탱크 로리(대)	카고 트럭(대)	암롤 트럭(대)	컨테이너 트럭(대)	버켓 로더(대)	덤프 트럭(대)	기타(대)
부산	사하구	생활	유신특수운수	155 2009.12.3	윤숙용	감천동 182-28	206-6666	110	용도	생활폐기물	3	1		1								1	
										음식물류폐기물	0												
										사업장배출계	0												
		사업장	㈜세일씨앤씨	159 2010.3.18	우성애	신평동 536	292-4965	6,360	용도	생활폐기물	0												
										음식물류폐기물	0												
										사업장배출계	2							1	1				
		생활	현진환경개발	161 2010.6.16	김종현	구평동 317-1	264-5309	38	용도	생활폐기물	3	1		1									1
										음식물류폐기물	0												
										사업장배출계	0												
		사업장	㈜지원	162 2010.6.21	이의범	장림동 914-4,914-49 장림월드리치 6층 601호	317-6076	32	용도	생활폐기물	0												
										음식물류폐기물	0												
										사업장배출계	3											3	
		생활	㈜세기상사	163 2010.6.24	최종영	구평동 317-1	262-5312	185	용도	생활폐기물	3	1		2									
										음식물류폐기물	0												
										사업장배출계	0												
		사업장	㈜동진산업	167 2011.10.13	정선길	감천동 544-1 흰돌에이스타운 302	207-2030	0	용도	생활폐기물	3	1						2					
										음식물류폐기물	0												
										사업장배출계	0												
		사업장	한성종합상사	168 2012.3.2	이상진	장림2동 338-6	242-0012	101	용도	생활폐기물	0												
										음식물류폐기물	0												
										사업장배출계	3	1		1									1
		사업장	㈜대아그린	171 2000.9.14	이갑희	승학로3번길 7, 1201호(하단동, 천아하늘정원)	503-7360	3,681	용도	생활폐기물	0												
										음식물류폐기물	0												
										사업장배출계	3			1				1	1				
		사업장	동광재생산업㈜	173 2013.2.26	이동식	하신중앙로53번길 14(신평동)	266-4161	0	용도	생활폐기물	0												
										음식물류폐기물	0												
										사업장배출계	2			2									
		사업장	득원산업 부산	175 2013.6.28	김인숙	오작로 63-1(괴정동)	243-0011	5	용도	생활폐기물	0												
										음식물류폐기물	0												
										사업장배출계	2			2									
		생활	클린사하	대형-3 2010.11.24	한형	장림동 473	265-1143	1,529	용도	생활폐기물	0												
										음식물류폐기물	0												
										사업장배출계	7							7					
		사업장	금풍기업㈜	166 2004.10.11	김용하	당리동 312-24	469-8807	0	용도	생활폐기물	0												
										음식물류폐기물	0												
										사업장배출계	2											1	1
	금정구계		19 업체					144,191	용도	생활폐기물	53	0	10	2	0	0	0	6	10	0	0	0	25
										음식물류폐기물	12	12	0	0	0	0	0	0	0	0	0	0	0
										사업장배출계	78	0	1	8	0	0	0	50	5	1	0	13	0
	금정구	생활/사업장	㈜청룬산업	제1호(1984.4.14) 제14호(1997.12.29)	김시복	공단서로8번길 95(금사동)	526-9787	27,712	용도	생활폐기물	26		6	1				4	4				11
										음식물류폐기물	6	6											
										사업장배출계	4			1				1	2				
		생활/사업장	세명기업사	제2호(1984.5.12) 제18호(2000.4.22)	박해천	금샘로203(장전동)	514-2212	25,535	용도	생활폐기물	27		4	1				2	6				14
										음식물류폐기물	5	5											
										사업장배출계	2							2					
		사업장	대영동서자원	제16호(1998.10.21)	김민자	체육공원로135(구서동)	515-9750	164	용도	생활폐기물	0												
										음식물류폐기물	0												
										사업장배출계	3			1				1				1	
		사업장	㈜성일운수	제23호(2001.6.28)	이현수	오륜대로14-1(부곡동)	518-4325	6,185	용도	생활폐기물	0												
										음식물류폐기물	0												
										사업장배출계	11			3				8					
		사업장	선명통운㈜	제27호(2001.10.5)	박해우	중앙대로1793번길6(구서동)	513-0113	39,581	용도	생활폐기물	0												
										음식물류폐기물	0												
										사업장배출계	17							16				1	
		사업장	유승건기산업㈜	제30호(2002.3.29)	서민조	무학송로106(부곡동)	517-6420	1,268	용도	생활폐기물	0												
										음식물류폐기물	0												
										사업장배출계	3							2				1	

구분		허가대상 폐기물	업체명	등록·관리번호 (승인·허가일)	대표자	소재지	전화번호	2013년 처리량 (톤/년)	수집·운반 차량 현황														
시도	시군구								총계 (대)			밀폐식 차량 (대)	운반용 압착·압축 차량(대)	기계식 상차장치 부착차량 (대)	수거·교반 차량(대)	발효 차량(대)	탱크 로리(대)	카고 트럭(대)	암롤 트럭(대)	컨테이너 트럭(대)	버켓 로더(대)	덤프 트럭(대)	기타(대)
부산	금정구	사업장	회동상사	제38호(2004.6.19)	박성춘	회천로42-7(회동동)	524-5779	1,076	용도	생활폐기물	0												
										음식물류폐기물	0												
										사업장배출계	4			1				3					
		사업장	동건환경	제46호(2005.7.29)	김진옥	수원지로22번길 38(회동동)	525-3205	18,504	용도	생활폐기물	0												
										음식물류폐기물	0												
										사업장배출계	3							1				2	
		사업장	제일환경개발㈜	제50호(2006.3.16)	이현석	금샘로541,4층(남산동,남산빌딩)	582-7117	2,095	용도	생활폐기물	0												
										음식물류폐기물	0												
										사업장배출계	2							1		1			
		사업장	중기덤프협회	제51호(2006.5.1)	박정식	중앙대로1799, 306호(구서동,유림노르웨이)	514-0220	17,281	용도	생활폐기물	0												
										음식물류폐기물	0												
										사업장배출계	4											4	
		사업장	태양환경	제2010-3호(2010.6.16)	심해진	식물원로39번길24-5(장전동)	701-2443	3,063	용도	생활폐기물	0												
										음식물류폐기물	0												
										사업장배출계	4							3	1				
		사업장	㈜현대자원	2010-4(2010.10.29)	최상룡	반송로490번길27(금사동)	522-3367	1	용도	생활폐기물	0												
										음식물류폐기물	0												
										사업장배출계	3							3					
		사업장	진흥상사	2011-1(2011.03.21)	전시화	금사로184(회동동)	523-7292	0	용도	생활폐기물	0												
										음식물류폐기물	0												
										사업장배출계	3			1				2					
		사업장	㈜길창운수부산영업소	2011-2(2010.11.25)	이길수	공단로8번길11, A동2호(금사동)	527-8866	9	용도	생활폐기물	0												
										음식물류폐기물	0												
										사업장배출계	3							2	1				
		사업장	태산환경	2011-04(2011.8.17)	박정희	서동로130번길 19-9(서동)	524-0808	84	용도	생활폐기물	0												
										음식물류폐기물	1	1											
										사업장배출계	3		1					1	1				
		사업장	금강환경	2011-05(2011.9.16)	김용우	중앙대로1799, 306호(구서동,유림노르웨이)	514-0220	1,421	용도	생활폐기물	0												
										음식물류폐기물	0												
										사업장배출계	2											2	
		사업장	강륭리사이클링	2012-3(76)(2012.9.28)	이영기	공단로39번길 16(금사동)	527-5300	0	용도	생활폐기물	0												
										음식물류폐기물	0												
										사업장배출계	3			1				2					
		사업장	쎄븐환경	2012-4(77)(2012.12.27)	이태순	부산대학로10, 102동2302호(부곡동,대우)	515-3868	212	용도	생활폐기물	0												
										음식물류폐기물	0												
										사업장배출계	2							2					
		사업장	㈜만수개발	2013-1(78)(2013.12.05)	최성진	수림로50번길 10(장전동)	516-8006	0	용도	생활폐기물	0												
										음식물류폐기물	0												
										사업장배출계	2											2	
	강서구계		33 업체					90,278	용도	생활폐기물	72	12	22	12	5	0	0	4	11	0	0	0	6
										음식물류폐기물	0	0	0	0	0	0	0	0	0	0	0	0	0
										사업장배출계	76	0	0	28	0	0	1	14	10	1	0	22	0
	강서구	생활	대도환경㈜	제1호 (1999.09.30)	구대원	부산 강서구 대저2동 1491-3	973-5030	8,965	용도	생활폐기물	25	4	9		5				1				6
										음식물류폐기물	0												
										사업장배출계	0												
		생활	㈜이레환경	제2006-47호 (2006.07.12)	박점이	부산 강서구 대저2동 2405-2	971-1663	5,889	용도	생활폐기물	9	2	6						1				
										음식물류폐기물	0												
										사업장배출계	0												
		생활	㈜보고환경	제49호 (2007.02.02)	박광명	부산 강서구 대저1동 2374-1	973-3400	104	용도	생활폐기물	3		1	1					1				
										음식물류폐기물	0												
										사업장배출계	0												
		생활	㈜세환건영	제49호 (2007.07.25)	김기태	부산 강서구 명지동 198-3	271-1462	3,143	용도	생활폐기물	6		1	2					3				
										음식물류폐기물	0												
										사업장배출계	0												
		생활	㈜대한자원	제2007-2호 (2007.12.10)	김창수	부산 강서구 대저2동 1491-3	973-3527	0	용도	생활폐기물	4		1	2					1				
										음식물류폐기물	0												
										사업장배출계	0												

구분		허가대상 폐기물	업체명	등록·관리번호 (승인·허가일)	대표자	소재지	전화번호	2013년 처리량 (톤/년)	수집·운반 차량 현황														
시도	시군구								총계 (대)			밀폐식 차량 (대)	운반용 압착·압축 차량(대)	기계식 상차장치 부착차량 (대)	수거·교반 차량(대)	발효 차량(대)	탱크 로리(대)	카고 트럭(대)	암롤 트럭(대)	컨테이너 트럭(대)	버켓 로더(대)	덤프 트럭(대)	기타(대)
부산	강서구	사업장	영일상사	제14호 (2000.05.30)	진석찬	부산 강서구 대저2동 6036		539	용도	생활폐기물	0												
										음식물류폐기물	0												
										사업장배출계	4			3				1					
		사업장	현대수산사료	제32호 (2000.09.16)	김길환	부산 강서구 송정동 1680-2	831-6611	10,130	용도	생활폐기물	0												
										음식물류폐기물	0												
										사업장배출계	2						1			1			
		사업장	강동스폰지	제16호 (2000.12.12)	강윤규	부산 강서구 대저1동 1748-30	972-1205	128	용도	생활폐기물	0												
										음식물류폐기물	0												
										사업장배출계	4			1				2	1				
		사업장	㈜동산산업개발	제20호 (2001.11.23)	차신규	부산 강서구 대저2동 1250-1	972-1638	13,098	용도	생활폐기물	0												
										음식물류폐기물	0												
										사업장배출계	5											5	
		사업장	대도환경㈜	제24호 (2002.07.15)	구대원	부산 강서구 대저2동 1491-3	973-5030	13,045	용도	생활폐기물	0												
										음식물류폐기물	0												
										사업장배출계	5			2					3				
		사업장	꽃피는환경	제30호 (2003.06.27)	예병권	부산 강서구 강동동 2533-10	973-7090	24	용도	생활폐기물	0												
										음식물류폐기물	0												
										사업장배출계	2							2					
		사업장	㈜세환건영	제36호 (2004.12.06)	김기태	부산 강서구 명지동 198-3	271-1462	8,752	용도	생활폐기물	0												
										음식물류폐기물	0												
										사업장배출계	3							1	2				
		사업장	원일환경산업	제40호 (2005.11.15)	김원주	부산 강서구 봉림동 736-717	941-4225	1,273	용도	생활폐기물	0												
										음식물류폐기물	0												
										사업장배출계	2			1					1				
		사업장	경동산업	제42호 (2005.12.16)	송재운	부산 강서구 대저1동 432-3	941-0047	0	용도	생활폐기물	0												
										음식물류폐기물	0												
										사업장배출계	2			1				1					
		사업장	상록개발환경	제51호 (2007.03.05)	성낙출	부산 강서구 대저2동 6142	941-0395	0	용도	생활폐기물	0												
										음식물류폐기물	0												
										사업장배출계	4			2				2					
		사업장	건영환경	제57호 (2007.08.14)	정진희	부산 강서구 대저2동 5666-5	973-9716	124	용도	생활폐기물	0												
										음식물류폐기물	0												
										사업장배출계	3			1				1	1				
		사업장	옥주환경	제2008-1호 (2008.02.04)	이광신	부산 강서구 대저2동 5666-5	941-5398	0	용도	생활폐기물	0												
										음식물류폐기물	0												
										사업장배출계	3			1				1	1				
		사업장	홍동환경	제2008-2호 (2008.08.13)	이동만	부산 강서구 대저2동 1239-2		515	용도	생활폐기물	0												
										음식물류폐기물	0												
										사업장배출계	3			2				1					
		사업장	㈜보고환경	제2009-3호 (2009.06.04)	박광명	부산 강서구 대저1동 2374-1	973-3400	1	용도	생활폐기물	0												
										음식물류폐기물	0												
										사업장배출계	2			1					1				
		사업장	대일종합환경	제2009-8호 (2009.10.28)	김진수	부산 강서구 대저1동 745-1 2층	973-0026	20,240	용도	생활폐기물	3	1	1	1									
										음식물류폐기물	0												
										사업장배출계	3											3	
		생활	이동환경	제2011-1호 (2010.03.03)	김동규	부산 강서구 강동동 661-80	971-1898	1,307	용도	생활폐기물	5	1	2	1					1				
										음식물류폐기물	0												
										사업장배출계	0												
		사업장	세흥환경건업㈜	제2010-5호 (2010.12.15)	류기오	부산 강서구 대저1동 2375-18	051-941-8998	54	용도	생활폐기물	0												
										음식물류폐기물	0												
										사업장배출계	2			2									
		생활	부산광역시 자원재활용센터	제16호 (2009.09.10)	김선진	부산 강서구 생곡동 421	971-2910	258	용도	생활폐기물	9	1		4				3	1				
										음식물류폐기물	0												
										사업장배출계	0												
		사업장	㈜지오환경	제5호 (2009.04.24)	노준호	부산 강서구 녹산동 546-25	831-1954	121	용도	생활폐기물	0												
										음식물류폐기물	0												
										사업장배출계	2			2									

구분		허가대상 폐기물	업체명	등록·관리번호 (승인·허가일)	대표자	소재지	전화번호	2013년 처리량 (톤/년)	수집·운반 차량 현황														
시도	시군구								총계 (대)			밀폐식 차량 (대)	운반용 압착·압축 차량(대)	기계식 상차장치 부착차량 (대)	수거·교반 차량(대)	발효 차량(대)	탱크 로리(대)	카고 트럭(대)	암롤 트럭(대)	컨테이너 트럭(대)	버켓 로더(대)	덤프 트럭(대)	기타(대)
부산	강서구	생활	매일환경	제2011-4호 (2011.07.22)	김순동	부산 강서구 녹산동 546-13	941-3412	319	용도	생활폐기물	5	2	1	1					1				
										음식물류폐기물	0												
										사업장배출계	0												
		생활	강서환경	제2012-2호 (2012.05.17)	박광명	부산 강서구 대저1동 2374-1	972-5775	1,246	용도	생활폐기물	3	1						1	1				
										음식물류폐기물	0												
										사업장배출계	0												
		사업장	칠우무역	제2012-2호 (2012.07.18)	금상태	부산 강서구 대저1동 343-6		300	용도	생활폐기물	0												
										음식물류폐기물	0												
										사업장배출계	2			1				1					
		사업장	대아환경	제2012-3호 (2012.07.19)	이현욱	부산 강서구 봉림동 21번지 외 1필지		454	용도	생활폐기물	0												
										음식물류폐기물	0												
										사업장배출계	2			2									
		사업장	벽산철재	제2012-4호 (2012.09.14)	박용선	부산 강서구 대저2동 6101-1	051-972-5828	65	용도	생활폐기물	0												
										음식물류폐기물	0												
										사업장배출계	2			2									
		사업장	대영상사	제2012-5호 (2012.09.19)	홍순길	부산 강서구 강동동 29-41	051-973-7219	0	용도	생활폐기물	0												
										음식물류폐기물	0												
										사업장배출계	2			2									
		사업장	초석건설산업㈜	제2012-6호 (2012.11.23)	최균영최환혁	부산 강서구 공항진입로 8	051-327-1960	0	용도	생활폐기물	0												
										음식물류폐기물	0												
										사업장배출계	12											12	
		사업장	㈜효성종합물류	제2012-7호 (2012.11.23)	최병모김재연	부산 강서구 송정동 1512-2	051-311-4242	0	용도	생활폐기물	0												
										음식물류폐기물	0												
										사업장배출계	2											2	
		사업장	해중산업	제2012-8호 (2012.12.11)	이상준	부산 강서구 공항로 239번길48	973-3897	184	용도	생활폐기물	0												
										음식물류폐기물	0												
										사업장배출계	3			2				1					
	연제구계		2 업체					33,763	용도	생활폐기물	37	0	11	20	0	0	0	3	1	0	0	0	2
										음식물류폐기물	8	0	8	0	0	0	0	0	0	0	0	0	0
										사업장배출계	0	0	0	0	0	0	0	0	0	0	0	0	0
	연제구	생활	㈜진양기업	1995-1호(1995.4.7)	박호상	월드컵대로 282 청목파르테논1203호	051)853-5578	15,767	용도	생활폐기물	17		5	10				1	1				
										음식물류폐기물	3		3										
										사업장배출계	0												
		생활	㈜연성기업	1995-2호(1995.4.7)	조홍제	과정로 344번길 22 한양타워상가 209호 370-18	051)864-4293	17,996	용도	생활폐기물	20		6	10				2					2
										음식물류폐기물	5		5										
										사업장배출계	0												
	수영구계		5 업체					43,954	용도	생활폐기물	57	0	9	1	3	0	0	0	3	0	0	0	41
										음식물류폐기물	8	4	0	0	4	0	0	0	0	0	0	0	0
										사업장배출계	5	0	0	0	0	0	0	1	0	1	0	3	0
	수영구	생활	㈜청민	1993-1호(93.3.8)	김수연	망미동205-1	751-9932	15,682	용도	생활폐기물	25		4						1				20
										음식물류폐기물	5	3			2								
										사업장배출계	0												
		생활	㈜자산	1995-2호(95.3.21)	박영주	망미동205-7	758-6801	7,442	용도	생활폐기물	26		4						1				21
										음식물류폐기물	3	1			2								
										사업장배출계	0												
		생활	대성산업	2006-2호(06.9.25)	박영오	망미1동430-34	751-1842	553	용도	생활폐기물	6		1	1	3				1				
										음식물류폐기물	0												
										사업장배출계	0												
		사업장	한국운수창고㈜	2005-1호(05.9.7)	문만복	광안동207-18	759-2432	98	용도	생활폐기물	0												
										음식물류폐기물	0												
										사업장배출계	2							1		1			
		사업장	㈜새한	2009-1호(09.3.20)	변정석	망미동802-30	754-0725	20,179	용도	생활폐기물	0												
										음식물류폐기물	0												
										사업장배출계	3											3	
	사상구계		34 업체					289,155	용도	생활폐기물	60	1	12	19	0	0	0	23	2	0	0	0	3
										음식물류폐기물	12	1	3	0	6	0	0	0	2	0	0	0	0
										사업장배출계	102	2	1	36	0	0	0	23	22	2	0	16	0

구분		허가대상 폐기물	업체명	등록·관리번호 (승인·허가일)	대표자	소재지	전화번호	2013년 처리량 (톤/년)	수집·운반 차량 현황														
시도	시군구								총계 (대)			밀폐식 차량 (대)	운반용 압착·압축 차량(대)	기계식 상차장치 부착차량 (대)	수거·교반 차량(대)	발효 차량(대)	탱크 로리(대)	카고 트럭(대)	암롤 트럭(대)	컨테이너 트럭(대)	버켓 로더(대)	덤프 트럭(대)	기타(대)
부산	사상구	생활/사업장	청신산업㈜	1993-1 (1999.03.08.)	신용술	낙동대로 920(삼락동)	301-8201	16,347	용도	생활폐기물	23		4	1				18					
										음식물류폐기물	7		3		3				1				
										사업장배출계	0												
		생활/사업장	대성기업㈜	1993-2 (1999.03.08.)	김영수	사상로341번길 30(덕포동)	303-8260	19,995	용도	생활폐기물	30		7	17				1	2				3
										음식물류폐기물	5	1			3				1				
										사업장배출계	0												
		생활	(유)우리환경	1993-2 (1999.03.08.)	최준영	엄궁북로4번가길 59(엄궁동)	324-4600	545	용도	생활폐기물	4							4					
										음식물류폐기물	0												
										사업장배출계	0												
		사업장	㈜신광산업	1993-3 (1993.04.15.)	김영기	낙동대로 920(감전동)	324-4600	54	용도	생활폐기물	0												
										음식물류폐기물	0												
										사업장배출계	2			1								1	
		사업장	남양산업	2000-4 (1993.04.15.)	김주영	학장로 83(학장동)	312-4437	7,955	용도	생활폐기물	0												
										음식물류폐기물	0												
										사업장배출계	2											2	
		사업장	㈜동아유화	1993-6 (1993.05.21)	김익수	가야대로11번길 72(감전동)	323-4411	14,916	용도	생활폐기물	0												
										음식물류폐기물	0												
										사업장배출계	8			2					6				
		사업장	㈜서경산업	1996-19 (1996.12.26.)	하문호	광장로 101-1(괘법동)	311-5512	931	용도	생활폐기물	0												
										음식물류폐기물	0												
										사업장배출계	5			2				3					
		사업장	㈜명진환경	2000-65 (2000.07.11.)	주영수	광장로 2(괘법동, 일신상가빌딩 307호)	326-0397	48,869	용도	생활폐기물	0												
										음식물류폐기물	0												
										사업장배출계	11							3	1	2		5	
		사업장	남해산업	2000-66 (2000.07.24.)	김주환	동주로 6-9(주례동)	323-9911	818	용도	생활폐기물	0												
										음식물류폐기물	0												
										사업장배출계	3			2				1					
		사업장	양정산업	2000-68 (2000.09.10.)	양홍련	주감로 4(감전동)	312-8446	689	용도	생활폐기물	0												
										음식물류폐기물	0												
										사업장배출계	6			3				3					
		사업장	국제환경	2000-70 (2000.10.26.)	신영덕	사상로336번길 20(덕포동)	313-3157	95	용도	생활폐기물	0												
										음식물류폐기물	0												
										사업장배출계	2			1				1					
		사업장	초원환경	2000-72 (2000.11.03.)	박영순	학장동 820-1 무학아파트401-1801	322-5989	2,877	용도	생활폐기물	0												
										음식물류폐기물	0												
										사업장배출계	3			1				1				1	
		사업장	대진환경	2000-75 (2000.12.21.)	김병태	사상로525번길 31	302-7876	175	용도	생활폐기물	0												
										음식물류폐기물	0												
										사업장배출계	3			2				1					
		사업장	해양산업	2001-80 (2001.03.12.)	황의환	광장로 101-1(괘법동)	326-5514	742	용도	생활폐기물	0												
										음식물류폐기물	0												
										사업장배출계	4			2				2					
		사업장	제일수산	2002-95 (2002.01.18.)	박취규	감전천로 101(감전동)	324-4391	190	용도	생활폐기물	0												
										음식물류폐기물	0												
										사업장배출계	2	1						1					
		사업장	㈜성주환경	2002-108 (2002.07.11.)	김성훈	낙동대로 910(감전동, 마트월드 D-204)	310-1378	33,480	용도	생활폐기물	0												
										음식물류폐기물	0												
										사업장배출계	4			2								2	
		사업장	좋은환경산업	2004-133 (2004.02.25.)	김우석	사상로525번길 31	304-3787	51	용도	생활폐기물	0												
										음식물류폐기물	0												
										사업장배출계	3			2				1					
		사업장	시제이산업㈜	2004-145 (2004.09.08.)	박소희	괘감로 37(괘법동)	319-1045	1,748	용도	생활폐기물	0												
										음식물류폐기물	0												
										사업장배출계	2			1					1				
		사업장	㈜호생환경	2006-156 (2006.07.25.)	황 준	낙동대로 669(엄궁동)	327-1332	1,732	용도	생활폐기물	0												
										음식물류폐기물	0												
										사업장배출계	2							1	1				

구분		허가대상 폐기물	업체명	등록·관리번호 (승인·허가일)	대표자	소재지	전화번호	2013년 처리량 (톤/년)	수집·운반 차량 현황															
시도	시군구								총계 (대)			밀폐식 차량 (대)	운반용 압착·압축 차량(대)	기계식 상차장치 부착차량 (대)	수거·교반 차량(대)	발효 차량(대)	탱크 로리(대)	카고 트럭(대)	암롤 트럭(대)	컨테이너 트럭(대)	버켓 로더(대)	덤프 트럭(대)	기타(대)
부산	사상구	사업장	금강산개발㈜	2007-158 (2007.04.23.)	이현범	낙동대로1310번길 63(삼락동)	301-1655	107	용도	생활폐기물	0													
										음식물류폐기물	0													
										사업장배출계	2			2										
		사업장	오성환경개발	2007-161 (2007.09.20.)	조치훈	사상로 233번길 22(괘법동)	322-4508	28,691	용도	생활폐기물	0													
										음식물류폐기물	0													
										사업장배출계	5												5	
		사업장	부광자원	2008-162 (2008.03.14.)	박종열	가야대로 267(주례동)	314-7973	3,710	용도	생활폐기물	0													
										음식물류폐기물	0													
										사업장배출계	2			2										
		사업장	(주)에코이엔씨	2008-164 (2008.09.23.)	김성기	광장로 101-1(괘법동)		14,425	용도	생활폐기물	0													
										음식물류폐기물	0													
										사업장배출계	4								4					
		사업장	현진산업	2009-166 (2009.10.14.)	진민용	광장로 2*괘법동, 일신상가빌딩304호)	316-0571	10,198	용도	생활폐기물	0													
										음식물류폐기물	0													
										사업장배출계	2								2					
		사업장	㈜동남리싸이클링	2010-167 (2010.05.04.)	전기도	사상로 415(모라동)	323-7217	34	용도	생활폐기물	0													
										음식물류폐기물	0													
										사업장배출계	2		1	1										
		사업장	통영환경	2011-3 2011.6.21	이진훈	낙동대로 910(감전동, 마트월드 A-210)	316-8504	202	용도	생활폐기물	0													
										음식물류폐기물	0													
										사업장배출계	3			2				1						
		사업장	대우환경	2011-4 2011.5.13	김지호	삼덕로43번길 100(삼락동)	746-0849	391	용도	생활폐기물	0													
										음식물류폐기물	0													
										사업장배출계	3			2				1						
		사업장	청산푸른환경	2011-6 2011.8.25	홍윤성	덕포2동 762	303-5811	456	용도	생활폐기물	0													
										음식물류폐기물	0													
										사업장배출계	2			1				1						
		사업장	㈜대호환경	2012-1 2012.2.2.	신인자	새벽로 131 (감전동, 부산용재유통상가 6동 317호)	321-0272	21,399	용도	생활폐기물	0													
										음식물류폐기물	0													
										사업장배출계	3			1					2					
		사업장	한국특수환경준설	2012-3 2012.7.24	정호룡	낙동대로1302번길 35(삼락동)	302-6997	107	용도	생활폐기물	0													
										음식물류폐기물	0													
										사업장배출계	3	1		1					1					
		생활	대아환경㈜	2013-3호 (2013.8.20)	김지태	농산물시장로9번길 50(엄궁동)	310-8248	9,635	용도	생활폐기물	3	1	1	1										
										음식물류폐기물	0													
										사업장배출계	0													
		사업장	대도자원㈜	2013-4 (2013.9.25)	김창기	낙동대로1302번길 35(삼락동)	972-8900	14,801	용도	생활폐기물	0													
										음식물류폐기물	0													
										사업장배출계	4			2				1	1					
		사업장	미라클자원	2012-2 (2012.3.12)	김상우	덕상로 115-3(덕포동)	304-3267	24	용도	생활폐기물	0													
										음식물류폐기물	0													
										사업장배출계	3			1				1	1					
		사업장	(주)성림산업	2013.4.2. (1996.7.26)	안순자	학감대로 238-30(감전동)	316-7424	32,767	용도	생활폐기물	0													
										음식물류폐기물	0													
										사업장배출계	2								2					
	기장군계		16 업체					67,933	용도	생활폐기물	20	1	10	0	0	0	0	7	2	0	0	0	0
										음식물류폐기물	8	6	1	0	0	0	0	1	0	0	0	0	0
										사업장배출계	33	0	0	14	0	0	0	8	10	0	0	1	0
	기장군	생활	일광환경㈜	제1호 (1994.11.17)	심규송	일광면 이천3길 7	051-722-1900	11,740	용도	생활폐기물	8		5					2	1				
										음식물류폐기물	2	2											
										사업장배출계	0												
		생활/사업장	㈜동래위생공사	제2호 (1994.11.17)	조태근	장안읍 좌천로 54	051-727-3345	13,751	용도	생활폐기물	9		4					4	1				
										음식물류폐기물	2	2											
										사업장배출계	2			1					1				
		생활	미래환경	제2011-1호 (2011.3.15)	권민숙	기장읍 차성로 290	01-721-3412	595	용도	생활폐기물	0												
										음식물류폐기물	3	1	1					1					
										사업장배출계	0												

구분		허가대상 폐기물	업체명	등록·관리번호 (승인·허가일)	대표자	소재지	전화번호	2013년 처리량 (톤/년)	수집·운반 차량 현황															
시도	시군구								총계 (대)			밀폐식 차량 (대)	운반용 압착·압축 차량(대)	기계식 상차장치 부착차량 (대)	수거·교반 차량(대)	발효 차량(대)	탱크 로리(대)	카고 트럭(대)	암롤 트럭(대)	컨테이너 트럭(대)	버켓 로더(대)	덤프 트럭(대)	기타(대)
부산	기장군	사업장	㈜비앤비환경	제20호 (2004.07.14)	권숙녀	정관면 예림1로 1	051-728-3566	400	용도	생활폐기물	1		1											
										음식물류폐기물	1	1												
										사업장배출계	2			1				1						
		사업장	㈜대양디앤씨	제34-1호 (2003.09.30)	양재원	정관면 정관로 923-58	051-727-1823	4,454	용도	생활폐기물	0													
										음식물류폐기물	0													
										사업장배출계	4								4					
		사업장	재환	제23호 (2004.05.17)	김진웅	일광면 이화로 56-22	051-727-9051	0	용도	생활폐기물	0													
										음식물류폐기물	0													
										사업장배출계	2			2										
		사업장	㈜대한이씨아이	제28호 (2006.06.26)	이대우	장안읍 고무로 129	051-721-3555	6,914	용도	생활폐기물	0													
										음식물류폐기물	0													
										사업장배출계	4			1				1	2					
		사업장	(주)부산도시리사이클링	제33호 (2006.07.11)	조재민	철마면 사등길 32	051-722-4506	0	용도	생활폐기물	0													
										음식물류폐기물	0													
										사업장배출계	3			2				1						
		사업장	삼우환경	제41호 (2009.02.13)	김애선	정관면 예림1로 87-9	051-727-5759	18	용도	생활폐기물	0													
										음식물류폐기물	0													
										사업장배출계	2							2						
		사업장	(주)신도시환경	제49호 (2009.03.25)	김명순	정관면 매학리 397-14	051-727-3541	321	용도	생활폐기물	0													
										음식물류폐기물	0													
										사업장배출계	2			2										
		사업장	대성환경산업	제5호 (2006.12.21)	박성진	정관면 산단로 632-78	051-941-3445	17,894	용도	생활폐기물	0													
										음식물류폐기물	0													
										사업장배출계	2								1			1		
		사업장	대성자원공사	제2012-1호 (2012.03.02)	이기범	기장읍 반송로 1519	051-722-9126	0	용도	생활폐기물	0													
										음식물류폐기물	0													
										사업장배출계	2			1				1						
		사업장	시온환경산업	제2012-2호 (2012.04.12)	조병선	장안읍 해맞이로 463-4	051-723-0100	0	용도	생활폐기물	0													
										음식물류폐기물	0													
										사업장배출계	2			1				1						
		사업장	무한자원	제2012-5호 (2012.12.05)	김명조	장안읍 기장대로 1665-39	051-728-2222	4	용도	생활폐기물	0													
										음식물류폐기물	0													
										사업장배출계	2			1				1						
		사업장	제이에스환경㈜	제164호 (2010.11.30)	조재일	정광면 용수공단2길 85-13	051-728-7546	11,469	용도	생활폐기물	0													
										음식물류폐기물	0													
										사업장배출계	4			2					2					
		사업장	(주)두승	제2013-002호 (2013.11.01)	김경자	장안읍 좌동리 49-6	051-728-2222	374	용도	생활폐기물	2	1						1						
										음식물류폐기물	0													
										사업장배출계	0													
대구	소계		121 업체					1,486,962	용도	총계	800	60	164	73	0	0	7	106	139	71	0	121	59
										생활폐기물	353	32	154	23	0	0	2	16	63	2	0	15	46
										음식물류폐기물	26	19	2	0	0	0	1	1	0	0	0	0	3
										사업장배출계	421	9	8	50	0	0	4	89	76	69	0	106	10
	중구계		3 업체					12,685	용도	생활폐기물	32	8	8	6	0	0	2	0	4	0	0	0	4
										음식물류폐기물	0	0	0	0	0	0	0	0	0	0	0	0	0
										사업장배출계	0	0	0	0	0	0	0	0	0	0	0	0	0
	중구	생활	대일주택관리㈜	제1호 1994.03.10	김위대	대구.중.공평동 13-14	423-5551	4,451	용도	생활폐기물	16	5	4	3			2						2
										음식물류폐기물	0													
										사업장배출계	0													
		생활	㈜그린알앤이	제9호 2009.03.30	김영아	대구.중.대신동 5-2, 415호	256-8272	5,222	용도	생활폐기물	8		4	1					3				
										음식물류폐기물	0													
										사업장배출계	0													
		생활	㈜삼명환경	제7호 2004.07.15	정애경	대구.중.대봉동 88-24	421-7419	3,012	용도	생활폐기물	8	3		2					1				2
										음식물류폐기물	0													
										사업장배출계	0													
	동구계		28 업체					365,139	용도	생활폐기물	127	10	52	3	0	0	0	11	37	0	0	6	8
										음식물류폐기물	2	0	1	0	0	0	1	0	0	0	0	0	0
										사업장배출계	57	2	0	8	0	0	0	10	17	0	0	14	6

구분		허가대상 폐기물	업체명	등록·관리번호 (승인·허가일)	대표자	소재지	전화번호	2013년 처리량 (톤/년)	수집·운반 차량 현황														
시도	시군구								총계 (대)			밀폐식 차량 (대)	운반용 압착·압축 차량(대)	기계식 상차장치 부착차량 (대)	수거·교반 차량(대)	발효 차량(대)	탱크 로리(대)	카고 트럭(대)	암롤 트럭(대)	컨테이너 트럭(대)	버켓 로더(대)	덤프 트럭(대)	기타(대)
대구	동구	생활	㈜현대환경	2(1990.06.30) 10(2009.03.30)	이경애	대구 동구 신평로32길16(용계동)	053-959-7270	1,419	용도	생활폐기물	7		4						2				1
										음식물류폐기물	0												
										사업장배출계	0												
		생활	청기와환경	22 (2000.02.29)	이태권	대구 동구 반야월로 227-19 2층(각산동)	053-955-2273	14,811	용도	생활폐기물	6		6										
										음식물류폐기물	0												
										사업장배출계	0												
		생활	㈜호산환경	25(2000.01.08) 11(2009.03.30)	허종갑	대구 동구 대림로2길 48(대림동)	053-964-8789	1,481	용도	생활폐기물	11		7						3				1
										음식물류폐기물	2		1				1						
										사업장배출계	0												
		생활	㈜정우환경	30(1999.12.16) 9(2009.03.30)	정삼경	대구 동구 아양로 28, 203호(신암동)	053-586-6008	6,120	용도	생활폐기물	6	2	1						3				
										음식물류폐기물	0												
										사업장배출계	0												
		생활	주식회사청솔환경	41(2000.01.07)	심정섭	대구 동구 아양로34길 22 1층102호 (신암동)	053-953-3594	17,174	용도	생활폐기물	8		8										
										음식물류폐기물	0												
										사업장배출계	0												
		생활	우영산업	53(2000.01.08) 3(2009.03.30)	노정삼	대구 동구 입석로 37 (입석동)	053-982-6961	6,960	용도	생활폐기물	9		2	1					4				2
										음식물류폐기물	0												
										사업장배출계	0												
		생활/사업장	세양환경㈜	54(2000.01.08) 7(2009.03.30) 120(2008.04.03)	권익순	대구 동구 안심로 323 (각산동)	053-941-7078	4,265	용도	생활폐기물	7		2						3			2	
										음식물류폐기물	0												
										사업장배출계	2								2				
		생활	㈜경맥	5(2009.12.29)	이종철	대구 동구 안심로 323 (각산동)	053-959-7774	10,634	용도	생활폐기물	7		3					2	2				
										음식물류폐기물	0												
										사업장배출계	0												
		생활	환희기업㈜	4(2009.03.30)	임정애	대구 동구 동북로 404 (신암동)	053-959-6924	6,372	용도	생활폐기물	6		3						3				
										음식물류폐기물	0												
										사업장배출계	0												
		생활	㈜새한환경	8(2009.03.30)	김진아	대구 동구 공항로31길 9-7(불로동)	053-635-8568	17	용도	생활폐기물	3		1						2				
										음식물류폐기물	0												
										사업장배출계	0												
		생활	㈜원효산업	6(2009.03.30)	윤천경	대구 동구 대림로2길48(대림동)	053-653-0151	2,402	용도	생활폐기물	4		1					1	2				
										음식물류폐기물	0												
										사업장배출계	0												
		생활	㈜평진환경	2(2009.03.30)	차성현	대구 동구 동북로 396 (신암동)	053-959-4901	9,913	용도	생활폐기물	7		2						2			2	1
										음식물류폐기물	0												
										사업장배출계	0												
		생활	성원기업	87(2000.07.19) 1(2009.03.30)	조동근	대구 동구 신암남로 173 (신암동)	053-943-0437	8,577	용도	생활폐기물	8	2	2						4				
										음식물류폐기물	0												
										사업장배출계	0												
		생활	광장건업사	82 (2000.03.22)	김병채	대구 동구 방천로2길 2 (불로동)	053-381-5237	2,904	용도	생활폐기물	2	1										1	
										음식물류폐기물	0												
										사업장배출계	0												
		생활	창용기업	63 (2000.02.21)	박창용	대구 동구 동북로 404 (신암동)	053-354-1146	3,679	용도	생활폐기물	3								3				
										음식물류폐기물	0												
										사업장배출계	0												
		생활	영진산업	86 (2000.06.19)	원태용	대구 동구 동북로 404(신암동)	053-357-3389	2,826	용도	생활폐기물	3	2							1				
										음식물류폐기물	0												
										사업장배출계	0												
		생활	㈜나래기업	78 (2000.03.17)	김영아	대구 동구 공항로31길 9-7(불로동)	053-254-8661	16,700	용도	생활폐기물	10		7									1	2
										음식물류폐기물	0												
										사업장배출계	0												
		생활	강철기업	60 (2000.01.07)	배만복	대구 동구 경대로 52(신암동)		350	용도	생활폐기물	2	1							1				
										음식물류폐기물	0												
										사업장배출계	0												
		생활/사업장	㈜녹색환경산업사	58(1999.12.29) 12(2009.12.21) 127(2010.01.18)	김태수	대구 동구 공항로31길 9-7(불로동)	053-424-8271	5,547	용도	생활폐기물	7	1	3						2				1
										음식물류폐기물	0												
										사업장배출계	3			1					2				

구분		허가대상 폐기물	업체명	등록·관리번호 (승인·허가일)	대표자	소재지	전화번호	2013년 처리량 (톤/년)	수집·운반 차량 현황															
시도	시군구								총계 (대)			밀폐식 차량 (대)	운반용 압착·압축 차량(대)	기계식 상차장치 부착차량 (대)	수거·교반 차량(대)	발효 차량(대)	탱크 로리(대)	카고 트럭(대)	암롤 트럭(대)	컨테이너 트럭(대)	버켓 로더(대)	덤프 트럭(대)	기타(대)
대구	동구	생활	㈜유창알앤씨	1 (2012.06.25)	성기원	대구 동구 공항로31길 9-7(불로동)	053-986-7113	3,686	용도	생활폐기물	4							4					
										음식물류폐기물	0												
										사업장배출계	0												
		생활/사업장	동일종합상사	1(2013.10.23) 122(2009.01.19)	홍인표	대구 동구 숙천로2길 5-1(숙천동)	053-638-2553	648	용도	생활폐기물	7	1		2				4					
										음식물류폐기물	0												
										사업장배출계	5			2				1					2
		사업장	대아환경(주)	1 (1994.09.14)	박지동	대구 동구 동부로 71 (신천동)	756-2308	199,004	용도	생활폐기물	0												
										음식물류폐기물	0												
										사업장배출계	18								3			11	4
		사업장	신성상사	78 (2000.01.18)	김경두	대구 동구 안심로65길14(각산동)	963-2233	1,567	용도	생활폐기물	0												
										음식물류폐기물	0												
										사업장배출계	5			1				4					
		사업장	세원환경㈜	91 (2000.08.4)	조현일	대구 동구 아양로127 (신암동)	943-0920	37,794	용도	생활폐기물	0												
										음식물류폐기물	0												
										사업장배출계	10							1	8			1	
		사업장	연합환경	89 (2000.08.31)	정삼경	대구 동구 효신로6길 30(효목동)	984-2558	3	용도	생활폐기물	0												
										음식물류폐기물	0												
										사업장배출계	2			1				1					
		사업장	㈜시민환경	93 (2000.11.06)	최충현	대구 동구 효서로 31(효목동)	743-6256	118	용도	생활폐기물	0												
										음식물류폐기물	0												
										사업장배출계	6			2				2	2				
		사업장	㈜하나기업	94 (2000.12.12)	조맹근	대구 동구 신암남로 173(신암동)	253-3743	24	용도	생활폐기물	0												
										음식물류폐기물	0												
										사업장배출계	3			1								2	
		사업장	달해화물주식회사	121 (2008.09.17)	예달해	대구 동구 반야월로 373 (신서동)	962-8020	144	용도	생활폐기물	0												
										음식물류폐기물	0												
										사업장배출계	3	2						1					
	서구계		19 업체					192,148	용도	생활폐기물	45	6	18	3	0	0	0	0	1	0	0	1	16
										음식물류폐기물	0	0	0	0	0	0	0	0	0	0	0	0	0
										사업장배출계	47	0	5	8	0	0	0	5	10	4	0	12	3
	서구	생활	대광산업㈜	1('95.2.6)	김수미	국채보상로 124	571-9090	12,402	용도	생활폐기물	5		5										
										음식물류폐기물	0												
										사업장배출계	0												
		생활	대광산업㈜	09-3 ('09.03.30)	김수미	국채보상로 124	571-9090	973	용도	생활폐기물	3		2										1
										음식물류폐기물	0												
										사업장배출계	0												
		생활	송암환경㈜	04-38 ('04.06.18)	최병일	서대구로 38	551-6100	9,975	용도	생활폐기물	5		5										
										음식물류폐기물	0												
										사업장배출계	0												
		생활	송암환경㈜	09-4 ('09.03.30)	최병일	서대구로 38	551-6100	5,227	용도	생활폐기물	5		4						1				
										음식물류폐기물	0												
										사업장배출계	0												
		사업장	미주산업㈜	2 ('94.09.17)	천병철	북비산로 203	557-7393	37,839	용도	생활폐기물	0												
										음식물류폐기물	0												
										사업장배출계	7							1	2			4	
		사업장	효성환경	09-5 ('09.04.22)	박용춘,김태남	북비산로27길 11-60	527-3456	2,165	용도	생활폐기물	0												
										음식물류폐기물	0												
										사업장배출계	3		1	1								1	
		사업장	(주)일광환경	24 ('00.06.10)	차성현	북비산로 210-1	563-6707	115	용도	생활폐기물	0												
										음식물류폐기물	0												
										사업장배출계	2		1									1	
		사업장	㈜대창기업	23 ('96.09.18)	김홍주	국채보상로 124	571-9090	1,689	용도	생활폐기물	0												
										음식물류폐기물	0												
										사업장배출계	3		2						1				
		사업장	㈜이화환경지점	07-1 ('07.01.08)	권택웅	와룡로83길 13	555-6171	4,589	용도	생활폐기물	0												
										음식물류폐기물	0												
										사업장배출계	2								1			1	

구분		허가대상 폐기물	업체명	등록·관리번호 (승인·허가일)	대표자	소재지	전화번호	2013년 처리량 (톤/년)	수집·운반 차량 현황														
시도	시군구								총계 (대)			밀폐식 차량 (대)	운반용 압착·압축 차량(대)	기계식 상차장치 부착차량 (대)	수거·교반 차량(대)	발효 차량(대)	탱크 로리(대)	카고 트럭(대)	암롤 트럭(대)	컨테이너 트럭(대)	버켓 로더(대)	덤프 트럭(대)	기타(대)
대구	서구	사업장	대신기업	18 ('99.11.05)	권영만	와룡로70길 46	572-2345	1,232	용도	생활폐기물	0												
										음식물류폐기물	0												
										사업장배출계	2		1						1				
		사업장	선우기업㈜	08-1 ('98.01.05)	박창영	와룡로90길 13	585-0873	72,180	용도	생활폐기물	0												
										음식물류폐기물	0												
										사업장배출계	13			1				2	3	4		2	1
		사업장	삼공산업	08-5 ('08.10.29)	윤혜선	평리로73길 54	555-3583	7,714	용도	생활폐기물	0												
										음식물류폐기물	0												
										사업장배출계	2							1				1	
		사업장	㈜정원유로코	09-1 ('09.01.30)	권순오	국채보상로 57	568-4412	271	용도	생활폐기물	0												
										음식물류폐기물	0												
										사업장배출계	2			2									
		사업장	초록산업	09-03 ('09.11.17)	김무연	문화로 32	566-7272	15,974	용도	생활폐기물	0												
										음식물류폐기물	0												
										사업장배출계	3							1	2				
		사업장	대림자원	10-04 ('10.10.27)	이용진	이현동 269-1	557-1199	0	용도	생활폐기물	0												
										음식물류폐기물	0												
										사업장배출계	3			1								1	1
		생활	유창알앤씨	10-02 ('10.07.05)	성기원	국채보상로2길 27	355-5601	10,582	용도	생활폐기물	23	2	2	3								1	15
										음식물류폐기물	0												
										사업장배출계	0												
		사업장	㈜거웅	97-1 ('97.3.31)	이규열	와룡로90길 18-5	586-8787	175	용도	생활폐기물	0												
										음식물류폐기물	0												
										사업장배출계	2			1								1	
		사업장	경도금속	11-2 ('11.7.11)	김영만	염색공단천로 32	357-7737	230	용도	생활폐기물	0												
										음식물류폐기물	0												
										사업장배출계	3			2									1
		생활	㈜명신환경	12-7 ('12.12.4)	안성호	국채보상로36길 3	572-7890	8,815	용도	생활폐기물	4	4											
										음식물류폐기물	0												
										사업장배출계	0												
	남구계		4 업체					21,075	용도	생활폐기물	33	0	18	0	0	0	0	0	6	1	0	2	6
										음식물류폐기물	1	1	0	0	0	0	0	0	0	0	0	0	0
										사업장배출계	0	0	0	0	0	0	0	0	0	0	0	0	0
	남구	생활	㈜경일환경	2009-7 (2009.1.23)	최희자	대구 남구 봉덕로 90	290-3136	15,147	용도	생활폐기물	8		4						4				
										음식물류폐기물	0												
										사업장배출계	0												
		생활	㈜진솔환경	2009-5 (2009.1.23)	김남운	대구 남구 큰골길 3	622-8563	2,688	용도	생활폐기물	11		6						1	1		1	2
										음식물류폐기물	0												
										사업장배출계	0												
		생활	대한환경㈜	2009-4 (2009.1.23)	이예나	대구 남구 현충로 232	656-4146	1,729	용도	생활폐기물	10		7						1				2
										음식물류폐기물	1	1											
										사업장배출계	0												
		생활	㈜대신환경산업	2004-4 (2004.2.4)	김동찬	대구 남구 봉덕로 120-1	626-2116	1,511	용도	생활폐기물	4		1									1	2
										음식물류폐기물	0												
										사업장배출계	0												
	북구계		13 업체					213,012	용도	생활폐기물	50	1	25	4	0	0	0	1	7	0	0	0	12
										음식물류폐기물	15	12	0	0	0	0	0	0	0	0	0	0	3
										사업장배출계	85	0	0	2	0	0	0	52	2	0	0	29	0
	북구	생활	㈜금호산업	2(92.09.24) 1999-15 (99.12.24)	정근식	도남길17(국우동)	322-0422	23,626	용도	생활폐기물	15		10	1					1				3
										음식물류폐기물	3	2											1
										사업장배출계	0												
		생활	㈜대동환경	1999-14 (99.12.24) 1999-16(99.12.24)	백양곤	대학로53-1(산격동)	941-8666	22,645	용도	생활폐기물	16		8	1					3				4
										음식물류폐기물	4	3											1
										사업장배출계	0												
		생활	㈜명성산업	1(82.02.28) 2001-22 (02.08.21)	이인영	동북로211(복현동)	954-5124	17,561	용도	생활폐기물	14		7	1				1	3				2
										음식물류폐기물	3	3											
										사업장배출계	0												

구분		허가대상 폐기물	업체명	등록·관리번호 (승인·허가일)	대표자	소재지	전화번호	2013년 처리량 (톤/년)	수집·운반 차량 현황														
시도	시군구								총계 (대)			밀폐식 차량 (대)	운반용 압착·압축 차량(대)	기계식 상차장치 부착차량 (대)	수거·교반 차량(대)	발효 차량(대)	탱크 로리(대)	카고 트럭(대)	암롤 트럭(대)	컨테이너 트럭(대)	버켓 로더(대)	덤프 트럭(대)	기타(대)
대구	북구	생활	㈜해동자원북구사업소	2003-2 (03.10.24)	이장기	조야로2길103(서변동)	951-0357	4,326	용도	생활폐기물	5	1		1									3
										음식물류폐기물	0												
										사업장배출계	0												
		생활	강북환경㈜	2012-9 (2012.12.26)	이일협	고성로28길8(고성동2가)	355-4500	5,824	용도	생활폐기물	0	0											
										음식물류폐기물	5	4											1
										사업장배출계	0												
		사업장	한성운수㈜	2008-1 (08.06.25)	최을화	호국로814(학정동)	321-1254	0	용도	생활폐기물	0												
										음식물류폐기물	0												
										사업장배출계	3							2	1				
		사업장	삼화운수(합자)	2006-1 (06.06.14)	정해철	오봉로103(노원동3가)	351-3577	3,218	용도	생활폐기물	0												
										음식물류폐기물	0												
										사업장배출계	4							4					
		사업장	㈜태경환경	2005-8 (05.10.04)	조현일	동북로61길13-2(복현동)	958-9595	12,327	용도	생활폐기물	0												
										음식물류폐기물	0												
										사업장배출계	3			1				1	1				
		사업장	㈜삼우사	2004-3 (04.06.08)	오익훈	서재로540,218호(금호동)	312-0541	14,643	용도	생활폐기물	0												
										음식물류폐기물	0												
										사업장배출계	18											18	
		사업장	삼주산업	2010-2 (10.11.11)	곽방혜	서재로540,219호(금호동)	352-9238	55,390	용도	생활폐기물	0												
										음식물류폐기물	0												
										사업장배출계	7											7	
		사업장	㈜금강환경개발	2010-1 (10.06.04)	노경화	동북로118(산격동)	957-9177	40,737	용도	생활폐기물	0												
										음식물류폐기물	0												
										사업장배출계	4											4	
		사업장	㈜나림우드	2011-1 (11.09.20)	정갑자	칠곡중앙대로99길66(관음동)	270-3353	12,715	용도	생활폐기물	0												
										음식물류폐기물	0												
										사업장배출계	44							44					
		사업장	GH코리아	2012-3 (12.9.20)	김명화	학정로419(태전동)	311-5096	0	용도	생활폐기물	0												
										음식물류폐기물	0												
										사업장배출계	2			1				1					
	수성구계		6 업체					32,047	용도	생활폐기물	21	1	14	2	0	0	0	0	1	1	0	2	0
										음식물류폐기물	2	0	1	0	0	0	0	1	0	0	0	0	0
										사업장배출계	4	0	0	2	0	0	0	0	0	2	0	0	0
	수정구	사업장	대성환경㈜	제26호 2008.12.30갱신	엄은철	신천동로85(상동)	768-7070	2,407	용도	생활폐기물	3			2						1			
										음식물류폐기물	1							1					
										사업장배출계	0												
		사업장	우성환경㈜	제27호 2008.12.30갱신	박수용	수성로62길8(수성동2가)	767-3712	3,572	용도	생활폐기물	4	1	2						1				
										음식물류폐기물	1		1										
										사업장배출계	0												
		사업장	알앤지통상	제28호 2009.06.01	안혜정	효행로14-5(만촌동)	759-5599	390	용도	생활폐기물	0												
										음식물류폐기물	0												
										사업장배출계	2									2			
		사업장	㈜리사이클피아	제29호 2010.10.26	김혁	청솔로14길169(범어동)	766-8255	1,560	용도	생활폐기물	0												
										음식물류폐기물	0												
										사업장배출계	2			2									
		생활	대성환경㈜	제1호 2007.09.03	엄은철	신천동로85(상동)	768-7070	13,079	용도	생활폐기물	8		6									2	
										음식물류폐기물	0												
										사업장배출계	0												
		생활	우성환경㈜	제29호 2006.08.28	박수용	수성로62길8(수성동2가)	767-3712	11,039	용도	생활폐기물	6		6										
										음식물류폐기물	0												
										사업장배출계	0												
	달서구계		12 업체					296,338	용도	생활폐기물	10	0	5	0	0	0	0	0	2	0	0	3	0
										음식물류폐기물	0	0	0	0	0	0	0	0	0	0	0	0	0
										사업장배출계	65	5	0	1	0	0	4	5	15	0	0	34	1
	달서구	생활/사업장	대구주택관리㈜	제1호 (1989.2.6)	김춘희	달서대로 698 (신당동)	584-4040	2,448	용도	생활폐기물	4	0	3	0	0	0	0	0	1	0	0	0	0
										음식물류폐기물	0	0	0	0	0	0	0	0	0	0	0	0	0
										사업장배출계	0	0	0	0	0	0	0	0	0	0	0	0	0

구분		허가대상 폐기물	업체명	등록·관리번호 (승인·허가일)	대표자	소재지	전화번호	2013년 처리량 (톤/년)	수집·운반 차량 현황														
시도	시군구								총계 (대)			밀폐식 차량 (대)	운반용 압착·압축 차량(대)	기계식 상차장치 부착차량 (대)	수거·교반 차량(대)	발효 차량(대)	탱크 로리(대)	카고 트럭(대)	암롤 트럭(대)	컨테이너 트럭(대)	버켓 로더(대)	덤프 트럭(대)	기타(대)
대구	달서구	생활/사업장	종방산업㈜	제2호 (1993.11.26)	손방부	달서대로1길 20 (유천동)	637-8297	809	용도	생활폐기물	3	0	2	0	0	0	0	0	1	0	0	0	0
										음식물류폐기물	0	0	0	0	0	0	0	0	0	0	0	0	0
										사업장배출계	0	0	0	0	0	0	0	0	0	0	0	0	0
		사업장	경일상사	제57호 (2002.4.22)	오상구	장동215-1	585-5540	41	용도	생활폐기물	0	0	0	0	0	0	0	0	0	0	0	0	0
										음식물류폐기물	0	0	0	0	0	0	0	0	0	0	0	0	0
										사업장배출계	2	0	0	0	0	0	0	2	0	0	0	0	0
		사업장	동광환경㈜	제21호 (1997.5.19)	장동식	성서서로 186-3(갈산동)	554-2281	46,633	용도	생활폐기물	0	0	0	0	0	0	0	0	0	0	0	0	0
										음식물류폐기물	0	0	0	0	0	0	0	0	0	0	0	0	0
										사업장배출계	7	0	0	0	0	0	0	0	4	0	0	2	1
		사업장	㈜서광기업	제46호 (1995.4.6)	권세대	문화회관길 235(장동)	561-0790	68,844	용도	생활폐기물	0	0	0	0	0	0	0	0	0	0	0	0	0
										음식물류폐기물	0	0	0	0	0	0	0	0	0	0	0	0	0
										사업장배출계	8	0	0	0	0	0	0	2	2	0	0	4	0
		사업장	덕영환경㈜	제49호 (2001.9.11)	김금희	대명천로 220 (본리동)	526-1862	69,272	용도	생활폐기물	0	0	0	0	0	0	0	0	0	0	0	0	0
										음식물류폐기물	0	0	0	0	0	0	0	0	0	0	0	0	0
										사업장배출계	8	0	0	1	0	0	0	0	6	0	0	1	0
		사업장	㈜한국이앤아이	제84호 (2006.3.16)	송무선	야외음악당로15안길 30(성당동)	625-1478	1,438	용도	생활폐기물	0	0	0	0	0	0	0	0	0	0	0	0	0
										음식물류폐기물	0	0	0	0	0	0	0	0	0	0	0	0	0
										사업장배출계	6	0	0	0	0	0	4	0	2	0	0	0	0
		사업장	㈜제일이엔에스	제86호 (2006.5.1)	김완식	성서동로 321 (장기동)	592-6697	24,031	용도	생활폐기물	0	0	0	0	0	0	0	0	0	0	0	0	0
										음식물류폐기물	0	0	0	0	0	0	0	0	0	0	0	0	0
										사업장배출계	13	0	0	0	0	0	0	0	0	0	0	13	0
		사업장	금강알앤알	제89호 (2007.6.20)	김창호	월곡로20길 15-8(상인동)	639-6421	0	용도	생활폐기물	0	0	0	0	0	0	0	0	0	0	0	0	0
										음식물류폐기물	0	0	0	0	0	0	0	0	0	0	0	0	0
										사업장배출계	2	0	0	0	0	0	0	1	1	0	0	0	0
		생활/사업장	㈜제이에에치로지스	제100호 (2012.10.8)	윤진현	달서대로 403(호림동)	592-8050	82,471	용도	생활폐기물	3	0	0	0	0	0	0	0	0	0	0	3	0
										음식물류폐기물	0	0	0	0	0	0	0	0	0	0	0	0	0
										사업장배출계	14	0	0	0	0	0	0	0	0	0	0	14	0
		사업장	㈜삼성푸드	제102호 (2012.12.14)	대표이사	야외음악당로2길 53(성당동)	634-0311	353	용도	생활폐기물	0	0	0	0	0	0	0	0	0	0	0	0	0
										음식물류폐기물	0	0	0	0	0	0	0	0	0	0	0	0	0
										사업장배출계	2	2	0	0	0	0	0	0	0	0	0	0	0
		사업장	㈜창진	제103호 (2013.02.28)	김창환	달서구 성서공단로 346	593-8765	0	용도	생활폐기물	0	0	0	0	0	0	0	0	0	0	0	0	0
										음식물류폐기물	0	0	0	0	0	0	0	0	0	0	0	0	0
										사업장배출계	3	3	0	0	0	0	0	0	0	0	0	0	0
	달성군계		36 업체					354,518	용도	생활폐기물	35	6	14	5	0	0	0	4	5	0	0	1	0
										음식물류폐기물	6	6	0	0	0	0	0	0	0	0	0	0	0
										사업장배출계	163	2	3	29	0	0	0	17	32	63	0	17	0
	달성군	생활	달성산업사	제1호 (1992.9.28)	최병일	옥포면 비슬로 2288	614-6506	7,370	용도	생활폐기물	5		5										
										음식물류폐기물	0												
										사업장배출계	0												
		생활	㈜두양	제3호 (1995.4.21)	권용섭	다사읍 서재본길 29	585-6700	9,220	용도	생활폐기물	8	2	4					1	1				
										음식물류폐기물	0												
										사업장배출계	0												
		생활	녹색자원㈜달성군지점	제56호 (2007.1.18)	이종일	현풍면 현풍서로 86-10	592-4747	11,328	용도	생활폐기물	3							2	1				
										음식물류폐기물	5	5											
										사업장배출계	0												
		생활	대성환경산업㈜	제43호 (2005.4.22)	강신태	다사읍 서재로30길 17	070-4109-3061	4,049	용도	생활폐기물	5		2	1				1	1				
										음식물류폐기물	0												
										사업장배출계	0												
		생활	㈜신우환경	제44호 (2005.6.21)	최창현	다사읍 달구벌대로 841	290-3136	4,019	용도	생활폐기물	3	1	1						1				
										음식물류폐기물	0												
										사업장배출계	0												
		사업장	대구환경	제21호 (2000.10.18)	박연우	하빈면 하목정길 32		22	용도	생활폐기물	0												
										음식물류폐기물	0												
										사업장배출계	2							1				1	
		사업장	대구산업환경	제22호 (2000.11.8)	석정조	화원읍 성천로26길 41	591-5556	42	용도	생활폐기물	0												
										음식물류폐기물	0												
										사업장배출계	3			1				2					

구분		허가대상 폐기물	업체명	등록·관리번호 (승인·허가일)	대표자	소재지	전화번호	2013년 처리량 (톤/년)	수집·운반 차량 현황														
시도	시군구								총계 (대)			밀폐식 차량 (대)	운반용 압착·압축 차량(대)	기계식 상차장치 부착차량 (대)	수거·교반 차량(대)	발효 차량(대)	탱크 로리(대)	카고 트럭(대)	암롤 트럭(대)	컨테이너 트럭(대)	버켓 로더(대)	덤프 트럭(대)	기타(대)
대구	달성군	사업장	신동아환경	제24호 (2001.2.10)	정인수	다사읍 서재본길 85	592-1562	718	용도	생활폐기물	0												
										음식물류폐기물	0												
										사업장배출계	2							1	1				
		사업장	㈜달성상운	제26호 (2001.5.30)	최승렬	논공읍 비슬로208길 10	615-9200	48,285	용도	생활폐기물	0												
										음식물류폐기물	0												
										사업장배출계	62									62			
		사업장	열린환경㈜	제35호 (2004.4.9)	박동수	화원읍 성화로 11	639-8008	6,220	용도	생활폐기물	0												
										음식물류폐기물	0												
										사업장배출계	3		1						1			1	
		사업장	세림실업㈜	제49호 (2006.5.19)	배석록	유가면 비슬로96길 67	614-1155	34	용도	생활폐기물	0												
										음식물류폐기물	0												
										사업장배출계	7			4				3					
		사업장	㈜부성리싸이클링	제51호 (2006.8.3)	김성제	논공읍 금강로16길 30-9	611-1991	0	용도	생활폐기물	0												
										음식물류폐기물	0												
										사업장배출계	4			1				3					
		사업장	북동상사	제58호 (2007.4.5)	오춘희	논공읍 남리길 31	614-5378	128	용도	생활폐기물	0												
										음식물류폐기물	0												
										사업장배출계	2			1				1					
		사업장	봉곡환경㈜	제69호 (2008.11.27)	임종하	하빈면 하빈남로 372-14	593-3990	1,538	용도	생활폐기물	0												
										음식물류폐기물	0												
										사업장배출계	2		1						1				
		사업장	㈜진성통운	제72호 (2009.4.9)	이남대	화원읍 사문진로 349 삼주타운상가 202호	639-6655	26,478	용도	생활폐기물	0												
										음식물류폐기물	0												
										사업장배출계	20								20				
		사업장	우신자원환경	제82호 (2010.6.22)	김성철	논공읍 안씰실길 63	616-4440	654	용도	생활폐기물	0												
										음식물류폐기물	0												
										사업장배출계	4			3				1					
		사업장	미래자원	제85호 (2010.9.10)	배경웅	현풍면 삼강5길 10	611-6994	150	용도	생활폐기물	0												
										음식물류폐기물	0												
										사업장배출계	2			1				1					
		사업장	경북산업	제25호 (2001.3.20)	김동성	하빈면 하목정길 32	585-6382	71	용도	생활폐기물	0												
										음식물류폐기물	0												
										사업장배출계	4			1				3					
		사업장	동진골재	제95호 (2011.4.15)	김원호	논공읍 비슬로 1100	616-1188	0	용도	생활폐기물	0												
										음식물류폐기물	0												
										사업장배출계	2											2	
		사업장	라이프환경	제102호 (2011.12.2)	허규한	논공읍 노이2길 23	354-0664	78,575	용도	생활폐기물	0												
										음식물류폐기물	0												
										사업장배출계	7							1	1			5	
		사업장	달성상사	제87호(2010.11.23)	김인석	현풍면 현풍중앙로16길 3층	611-4535	0	용도	생활폐기물	0												
										음식물류폐기물	0												
										사업장배출계	2			2									
		생활	㈜대구환경관리	제2012-1호(2012.1.18)	이성화	현풍면 과학북로100길 50		0	용도	생활폐기물	4	1	1	1								1	
										음식물류폐기물	1	1											
										사업장배출계	0												
		사업장	㈜더샵청솔	제2012-4호(2012.4.30)	황선영	논공읍 성산로 1234	616-6233	0	용도	생활폐기물	0												
										음식물류폐기물	0												
										사업장배출계	4			4									
		사업장	수성산업	제2012-3호(2012.4.30)	이옥점	현풍면 지동길 85		0	용도	생활폐기물	0												
										음식물류폐기물	0												
										사업장배출계	2			2									
		사업장	㈜에너지솔루션	제2012-7호(2012.7.6)	정찬웅	현풍면 과학북로100길 46	611-9788	0	용도	생활폐기물	0												
										음식물류폐기물	0												
										사업장배출계	2			2									
		사업장	한성기업	제2012-8호(2012.7.20)	변희수	화원읍 화암로 88 가-201	641-0338	76	용도	생활폐기물	0												
										음식물류폐기물	0												
										사업장배출계	2			1					1				

구분		허가대상 폐기물	업체명	등록·관리번호 (승인·허가일)	대표자	소재지	전화번호	2013년 처리량 (톤/년)	수집·운반 차량 현황														
시도	시군구								총계 (대)			밀폐식 차량 (대)	운반용 압착·압축 차량(대)	기계식 상차장치 부착차량 (대)	수거·교반 차량(대)	발효 차량(대)	탱크 로리(대)	카고 트럭(대)	암롤 트럭(대)	컨테이너 트럭(대)	버켓 로더(대)	덤프 트럭(대)	기타(대)
대구	달성군	사업장	희망기업	제2012-9호(2012.8.3)	김선동	다사읍 서재본길 5		0	용도	생활폐기물	0												
										음식물류폐기물	0												
										사업장배출계	2			1								1	
		생활	㈜세명환경	제183호(2009.1.23)	박경호	다사읍 세천로 180	592-9393	3,504	용도	생활폐기물	4		1	2					1				
										음식물류폐기물	0												
										사업장배출계	0												
		생활	세계환경㈜	제2012-12호(2012.12.31)	임상식	현풍면 현풍서로71길 7	611-9151	1,132	용도	생활폐기물	0												
										음식물류폐기물	0												
										사업장배출계	2	2											
		사업장	두리환경	제2013-9호(2013.7.5)	곽인순	구지면 창리 1013-1		0	용도	생활폐기물	0												
										음식물류폐기물	0												
										사업장배출계	2			1								1	
		사업장	거산환경산업	제2013-2호(2013.2.5)	서성구	다사읍 궁산1길 18-1	585-3611	475	용도	생활폐기물	0												
										음식물류폐기물	0												
										사업장배출계	2		1									1	
		사업장	오성기업㈜	제2013-5호(2013.3.22)	도용희	다사읍 서재본길 49	525-2750	138,244	용도	생활폐기물	0												
										음식물류폐기물	0												
										사업장배출계	10								5	1		4	
		생활	미래산업환경	제2013-4호(2013.3.19)	임영길	현풍면 성하1길 48	611-1778	16	용도	생활폐기물	3	2		1									
										음식물류폐기물	0												
										사업장배출계	0												
		사업장	대성산업	제2013-16호(2013.11.15)	서이화	현풍면 성하리 351-5		0	용도	생활폐기물	0												
										음식물류폐기물	0												
										사업장배출계	2			1								1	
		사업장	이엔티	제2013-10호(2013.8.14)	성원진	화원읍 명천로 160	584-5850	6,261	용도	생활폐기물	0												
										음식물류폐기물	0												
										사업장배출계	3			2					1				
		사업장	㈜금강환경	제2013-3호(2013.2.14)	장정윤	화원읍 성암로2길 30	634-0311	5,909	용도	생활폐기물	0												
										음식물류폐기물	0												
										사업장배출계	2			1					1				
인천	소계		269 업체					2,127,626	용도	총계	1,344	129	185	198	17	0	28	251	251	93	11	121	60
										생활폐기물	490	31	143	46	7	0	0	96	88	3	9	32	35
										음식물류폐기물	134	52	34	19	10	0	3	8	2	0	0	1	5
										사업장배출계	720	46	8	133	0	0	25	147	161	90	2	88	20
	중구계		18 업체					293,988	용도	생활폐기물	30	0	6	1	0	0	0	8	8	0	2	5	0
										음식물류폐기물	5	5	0	0	0	0	0	0	0	0	0	0	0
										사업장배출계	97	0	0	0	0	0	7	15	6	27	0	42	0
	중구	사업장	중앙환경㈜	제96-8 (96.5.6)	김행균	도원로8번길52 (신흥동3가)	888-3500	40,165	용도	생활폐기물	0												
										음식물류폐기물	0	0											
										사업장배출계	3							1				2	
		사업장	㈜고려환경	제96-17 (96.5.9)	김영두	도원로61(유동)	887-8026	1,624	용도	생활폐기물	0												
										음식물류폐기물	0	0											
										사업장배출계	2							1				1	
		사업장	삼홍토건중기㈜	제96-22 (96.5.3)	윤병일	서해대로180번길56(신흥동3가)	883-9944	실적없음	용도	생활폐기물	0												
										음식물류폐기물	0												
										사업장배출계	2											2	
		사업장	㈜조양	제00-13 (00.11.7)	손대협	축향대로118번길 147 (항동7가)	256-2525	10,263	용도	생활폐기물	0												
										음식물류폐기물	0												
										사업장배출계	5						2		3				
		사업장	㈜선영지디	제01-7 (01.5.30)	유재현	서해대로220,201호 (신흥동3가,항운아파트)	887-6127	31,341	용도	생활폐기물	0												
										음식물류폐기물	0												
										사업장배출계	4						1		3				
		사업장	㈜삼원로지스	제00-8 (00.6.16)	조경자	참외전로8(송월동1가)	422-2772	49,066	용도	생활폐기물	0												
										음식물류폐기물	0												
										사업장배출계	15											15	
		사업장	㈜대평종합운수	제09-2 (09.6.24)	맹현영	서해대로366,신관502호(신흥동3가,정석빌딩)	256-3800	휴업	용도	생활폐기물	0												
										음식물류폐기물	0												
										사업장배출계	5									5			

구분		허가대상 폐기물	업체명	등록·관리번호 (승인·허가일)	대표자	소재지	전화번호	2013년 처리량 (톤/년)	수집·운반 차량 현황															
시도	시군구								총계 (대)			밀폐식 차량 (대)	운반용 압착·압축 차량(대)	기계식 상차장치 부착차량 (대)	수거·교반 차량(대)	발효 차량(대)	탱크 로리(대)	카고 트럭(대)	암롤 트럭(대)	컨테이너 트럭(대)	버켓 로더(대)	덤프 트럭(대)	기타(대)
인천	중구	사업장	㈜주평종합운수	제09-3 (09.12.12)	맹호승	서해대로366,신관502호 (신흥동3가,정석빌딩)	256-3800	6,789	용도	생활폐기물	0													
										음식물류폐기물	0													
										사업장배출계	6									6				
		사업장	㈜영진운수	제09-4 (09.11.9)	고상훈	우현로7(사동)	764-3201	2,095	용도	생활폐기물	0													
										음식물류폐기물	0													
										사업장배출계	4						2			2				
		사업장	세창물류㈜	제10-1 (10.2.23)	임풍석	인항로6,A동816호 (신흥동3가,정광씨팰리스)	888-1181	68,073	용도	생활폐기물	0													
										음식물류폐기물	0													
										사업장배출계	28							13		3		12		
		사업장	한림㈜	제10-3 (10.9.1)	유종규	인항로6,A동1307호 (신흥동3가,정광씨팰리스)	887-6585	21,323	용도	생활폐기물	0													
										음식물류폐기물	0													
										사업장배출계	7									7				
		사업장	㈜다금물류	제11-5 (11.10.21)	정지헌	축항대로282,C-207 (신흥동3가)	888-8905	1,411	용도	생활폐기물	0													
										음식물류폐기물	0													
										사업장배출계	3											3		
		사업장	유성운수㈜	제11-6 (11.12.12)	홍은자	서해대로210번길45,303호(신흥동3가)	885-4561	329	용도	생활폐기물	0													
										음식물류폐기물	0													
										사업장배출계	2											2		
		사업장	우련육운(합)	제11-7 (11.6.23)	배인홍	서해대로353(항동7가)	888-7424	110	용도	생활폐기물	0													
										음식물류폐기물	0													
										사업장배출계	5											5		
		사업장	홍보산업㈜	제98-1 (98.1.21)	송재홍	인항로6,B동1318호(신흥동3가,정광씨팰리스)	882-3100	20,682	용도	생활폐기물	0													
										음식물류폐기물	0													
										사업장배출계	4						2			2				
		생활	㈜은성개발	제96-13 (96.3.21)	서영호	인중로178,608호 (사동,정우빌딩)	885-7922	26,951	용도	생활폐기물	18		4					5	5		2	2	
										음식물류폐기물	3	3												
										사업장배출계	0													
		생활	㈜대한공해 엔지니어링	제96-14 (96.3.22)	김재생외1	신흥동3가60-11	884-3671	9,788	용도	생활폐기물	12		2	1				3	3			3	
										음식물류폐기물	2	2												
										사업장배출계	0													
		사업장	리더스환경	제13-2 (13.3.15)	김원효	축항대로78(항동7가,백운빌딩404호)	441-3272	3,978	용도	생활폐기물	0													
										음식물류폐기물	0													
										사업장배출계	2									2				
	동구계		19 업체					174,501	용도	생활폐기물	24	4	7	3	0	0	0	6	3	0	0	0	1
										음식물류폐기물	16	8	1	5	0	0	0	2	0	0	0	0	0
										사업장배출계	55	4	0	10	0	0	10	7	14	3	0	5	2
	동구	사업장	무지개환경	제2012-6호	정화영	금곡로 91-1, 24 (송림동)	032-204-8060	0	용도	생활폐기물	0													
										음식물류폐기물	3	2		1										
										사업장배출계	0													
		사업장	㈜송광환경	제2013-01호	이운식	금곡로 91-1, 32 (송림동)	032-431-1243	0	용도	생활폐기물	0													
										음식물류폐기물	5		1	4										
										사업장배출계	0													
		사업장	(주)유니환경	제08-6호 (2009.12.30) 제10-3호 (2010.11.26)	손진수	보세로 29 (만석동)	032-579-4408	4,819	용도	생활폐기물	3							2					1
										음식물류폐기물	0													
										사업장배출계	2			1					1				
		사업장	연합환경㈜	제2013-04호	이석태	방축로83번길 23 (송림동)	032-568-8933	13,878	용도	생활폐기물	0													
										음식물류폐기물	0													
										사업장배출계	8						8							
		생활/사업장	(주)동구환경	제96-2호(2000.06.23) 제96-3호(1999.10.02)	김민철	염전로 33 (송림동)	032-765-4239	7,194	용도	생활폐기물	5	2	1					1	1				
										음식물류폐기물	2	2												
										사업장배출계	2								2					
		사업장	세명로지스틱㈜	제12-1호 (2012.08.02)	유진호	방축로 83번길 23 (송림동) 산업용품센터 24/231	032-764-3355	0	용도	생활폐기물	0													
										음식물류폐기물	0													
										사업장배출계	3	3												
		사업장	보람자원	제08-5호 (2008.09.23)	황인규	방축로 105 (송림동) 산업용품센터 23/318	032-555-9488	45	용도	생활폐기물	0													
										음식물류폐기물	0													
										사업장배출계	3			1				1						1

구분		허가대상 폐기물	업체명	등록·관리번호 (승인·허가일)	대표자	소재지	전화번호	2013년 처리량 (톤/년)	수집·운반 차량 현황														
시도	시군구								총계 (대)			밀폐식 차량 (대)	운반용 압착·압축 차량(대)	기계식 상차장치 부착차량 (대)	수거·교반 차량(대)	발효 차량(대)	탱크 로리(대)	카고 트럭(대)	암롤 트럭(대)	컨테이너 트럭(대)	버켓 로더(대)	덤프 트럭(대)	기타(대)
인천	동구	사업장	(주)유원환경	제03-1호 (2003.03.11)	김남수	송림동 295 산업용품센터 23/320	032-589-2088	140	용도	생활폐기물	0												
										음식물류폐기물	0												
										사업장배출계	2			2									
		생활	(주)두레환경	제12-2호 (2012.07.13)	이학근	방축로 105 (송림동) 산업용품센터 17/325	032-579-9019	0	용도	생활폐기물	3		1	2									
										음식물류폐기물	0												
										사업장배출계	0												
		사업장	녹색환경자원개발	제09-3호 (2009.09.23)	이근숙	방축로191번길 35 (송림동)		0	용도	생활폐기물	0												
										음식물류폐기물	0												
										사업장배출계	2			1				1					
		사업장	광성환경㈜	제99-10호 (1999.09.02) 제10-4호 (2010.09.06)	정길호	방축로167번길 11 (송림동)	032-578-4800	32,899	용도	생활폐기물	3		1	1				1					
										음식물류폐기물	0												
										사업장배출계	10	1						2	2			4	1
		사업장	에스에이치환경㈜	제09-4호 (2009.12.30)	정선우	방축로167번길 11 (송림동)	032-581-7007	21,499	용도	생활폐기물	0												
										음식물류폐기물	0												
										사업장배출계	4								2	1		1	
		생활	(주)인천위생공사	제96-1호 (1999.10.02)	김문산	송림로 96 (송림동) 송림메디컬 502호	032-766-4812	12,525	용도	생활폐기물	10	2	4					2	2				
										음식물류폐기물	6	4						2					
										사업장배출계	0												
		사업장	(주)인성로직스	제07-2호 (2007.08.13)	장명숙	방축로 37번길 30 (송현동) 산업용품센터 1/232	032-589-8250	235	용도	생활폐기물	0												
										음식물류폐기물	0												
										사업장배출계	2						2						
		사업장	동신자원	제09-2호 (2009.09.15)	오미혜	방축로37번길 30 (송현동) 산업용품센터 30/318	032-589-5063	3,640	용도	생활폐기물	0												
										음식물류폐기물	0												
										사업장배출계	4			2				1	1				
		사업장	에버리싸이클링	제11-4호 (2012.05.03)	오만균	방축로37번길 30 (송현동)	032-589-6307	0	용도	생활폐기물	0												
										음식물류폐기물	0												
										사업장배출계	3			2						1			
		사업장	송화환경㈜	제08-1호 (2008.02.14)	최성열	송현로 44 솔빛미을@상가 A동 307호 (송현동)		61,840	용도	생활폐기물	0												
										음식물류폐기물	0												
										사업장배출계	4			1					3				
		사업장	전국환경운송㈜	제11-5호 (2012.05.14)	여창주	송현로 44 솔빛미을@상가 A동 308호 (송현동)	032-773-8589	15,787	용도	생활폐기물	0												
										음식물류폐기물	0												
										사업장배출계	4							1	3				
		사업장	남일환경자원	제12-5호 (2012.12.04)	권희준	창영동 124번지 12/4		0	용도	생활폐기물	0												
										음식물류폐기물	0												
										사업장배출계	2							1		1			
	남구계		22 업체					284,490	용도	생활폐기물	39	4	18	0	0	0	0	8	6	0	1	2	0
										음식물류폐기물	12	0	0	6	5	0	0	1	0	0	0	0	0
										사업장배출계	44	4	0	5	0	0	0	2	13	9	0	8	3
	남구	생활	㈜인천남구위생공사	제13호 (90.1.18)	조원철	주안동 720-7	868-0533	21,310	용도	생활폐기물	10	1	5					2	1			1	
										음식물류폐기물	0												
										사업장배출계	0												
		생활	㈜천산환경	제99-1호 (99.2.25)	김건영	주안동 1250-1	439-6104	20,743	용도	생활폐기물	9	1	4					2	1			1	
										음식물류폐기물	0												
										사업장배출계	0												
		생활	동남환경㈜	제18호 (91.5.10)	강재영	주안동 1533-24	433-1501	6,019	용도	생활폐기물	5		3					1	1				
										음식물류폐기물	0												
										사업장배출계	0												
		생활	㈜태형환경	제16호 (91.2.21)	민봉기	주안동 1423-16	868-9034	5,230	용도	생활폐기물	5		3					1	1				
										음식물류폐기물	0												
										사업장배출계	0												
		생활	경남환경㈜	제19호 (91.9.7)	박성규	주안동 229-6	469-7701	4,742	용도	생활폐기물	4		2					1	1				
										음식물류폐기물	0												
										사업장배출계	0												
		생활	㈜남우환경	제17호 (93.2.23)	조광수	도화동359-9	422-3388	1,639	용도	생활폐기물	2		1						1				
										음식물류폐기물	0												
										사업장배출계	0												

구분		허가대상 폐기물	업체명	등록·관리번호 (승인·허가일)	대표자	소재지	전화번호	2013년 처리량 (톤/년)	수집·운반 차량 현황														
시도	시군구								총계 (대)			밀폐식 차량 (대)	운반용 압착·압축 차량(대)	기계식 상차장치 부착차량 (대)	수거·교반 차량(대)	발효 차량(대)	탱크 로리(대)	카고 트럭(대)	암롤 트럭(대)	컨테이너 트럭(대)	버켓 로더(대)	덤프 트럭(대)	기타(대)
인천	남구	생활	㈜동아이엔티	제04-4호 (04.12.30)	김도길	도화동 744-5	874-2077	174	용도	생활폐기물	4	2						1			1		
										음식물류폐기물	0												
										사업장배출계	0												
		생활	㈜경기환경개발	제00-5호 (02.07.11)	장동일	도화동 813	863-2229	15,406	용도	생활폐기물	0												
										음식물류폐기물	12			6	5			1					
										사업장배출계	0												
		사업장	신세계산업	1999-3호 (1999-07-08)	이한경	소성로 257, 2층(학익동)	876-0733	42,090	용도	생활폐기물	0												
										음식물류폐기물	0												
										사업장배출계	2								1			1	
		사업장	이피코리아	2003-5호 (2003-01-18)	문준호	아암대로287번길 21, 114호(학익동)	831-1180	2,334	용도	생활폐기물	0												
										음식물류폐기물	0												
										사업장배출계	2			1					1				
		사업장	동양통운	2004-2호 (2004-02-24)	박성용	인주대로 491, 202호(주안동)	429-8157	6,458	용도	생활폐기물	0												
										음식물류폐기물	0												
										사업장배출계	3									3			
		사업장	천지산업환경	2005-4호 (2005-07-18)	박광석	독배로 464-1(숭의동)	886-3234	1,351	용도	생활폐기물	0												
										음식물류폐기물	0												
										사업장배출계	3			2									1
		사업장	우림플러스원	2005-5호 (2005-10-28)	김미경	비룡길23번길 42-39, 1층(용현동)	866-8616	101,325	용도	생활폐기물	0												
										음식물류폐기물	0												
										사업장배출계	4								4				
		사업장	영광환경	2010-2호 (2010-08-24)	한정석	염창로 113(주안동)		288	용도	생활폐기물	0												
										음식물류폐기물	0												
										사업장배출계	2	1						1					
		사업장	태흥에코	2010-3호 (2010-11-30)	윤혁도	석정로323번길 18(주안동)	425-0035	42,605	용도	생활폐기물	0												
										음식물류폐기물	0												
										사업장배출계	6							1	5				
		사업장	제이우드	2011-1호 (2011-02-17)	김보름	경인로 392(주안동)	426-7600	17	용도	생활폐기물	0												
										음식물류폐기물	0												
										사업장배출계	3	3											
		사업장	에이치엠종합물류	2011-2호 (2011-06-02)	박준성	토금중로 31-1,8층(용현동)	883-7811	0	용도	생활폐기물	0												
										음식물류폐기물	0												
										사업장배출계	7									2		5	
		사업장	㈜성림이엔티	2011-3호 (2008-02-28)	김동한	아암대로287번길 21(학익동)	832-1452	12,759	용도	생활폐기물	0												
										음식물류폐기물	0												
										사업장배출계	4								2	2			
		사업장	에코네트웍스	2012-2호 (2012-09-21)	김기식외1인	경원대로 865, 401호(주안동)	426-6644	0	용도	생활폐기물	0												
										음식물류폐기물	0												
										사업장배출계	2											2	
		사업장	정인로지스	2012-3호 (2012-11-20)	강동원	미추로 61, 101-203(숭의동)	889-2188	0	용도	생활폐기물	0												
										음식물류폐기물	0												
										사업장배출계	2									2			
		사업장	제이케이유지	2013-1호 (2013-04-16)	강기영	독배로382번길50(용현동)		0	용도	생활폐기물	0												
										음식물류폐기물	0												
										사업장배출계	2			1									1
		사업장	드림자원	2013-2호 (2013-06-10)	최낙영	주안로 70,503호(주안동)	564-1624	0	용도	생활폐기물	0												
										음식물류폐기물	0												
										사업장배출계	2			1									1
	연수구계		19 업체					160,546	용도	생활폐기물	61	0	22	1	2	0	0	7	12	0	0	2	15
										음식물류폐기물	21	0	11	0	5	0	0	5	0	0	0	0	0
										사업장배출계	38	0	0	7	0	0	5	3	11	0	0	6	6
	연수구	생활	㈜연수구위생공사	제1호(1995/3/28)	김근석	청능대로 40(동춘동, 행운프라자 5010호)	032-817-8877	16,597	용도	생활폐기물	18		9					1	3			1	4
										음식물류폐기물	9		5		4								
										사업장배출계	0												
		생활	㈜은성환경	제1995-2호(1995/3/28)	박홍영	새말로 76(연수동)	032-818-6331	14,038	용도	생활폐기물	15		7					4	3				1
										음식물류폐기물	7		4					3					
										사업장배출계	0												

구분		허가대상 폐기물	업체명	등록·관리번호 (승인·허가일)	대표자	소재지	전화번호	2013년 처리량 (톤/년)	수집·운반 차량 현황														
시도	시군구								총계 (대)			밀폐식 차량 (대)	운반용 압착·압축 차량(대)	기계식 상차장치 부착차량 (대)	수거·교반 차량(대)	발효 차량(대)	탱크 로리(대)	카고 트럭(대)	암롤 트럭(대)	컨테이너 트럭(대)	버켓 로더(대)	덤프 트럭(대)	기타(대)
인천	연수구	생활	㈜대도환경	제3호(1995/3/28)	한헌기,오지숙	청명로 21(청학동)	032-817-2902	7,222	용도	생활폐기물	9		4		2			1	2				
										음식물류폐기물	4		2		1			1					
										사업장배출계	0												
		생활	㈜송도환경	제8호(1999/7/29)	이시우	능허대로79번길 30, 113동 1002호(옥련동, 럭키송도아파트	032-820-7322	0	용도	생활폐기물	6							1					5
										음식물류폐기물	0												
										사업장배출계	0												
		생활	㈜동우환경	제연수2006-8호 (2006/11/27)	최등자	청능대로 40(동춘동, 행운프라자 302호)	032-817-0552	7,625	용도	생활폐기물	5		2						1				2
										음식물류폐기물	1							1					
										사업장배출계	0												
		생활	㈜서한기업	제연수2004-6호(04/11/14)	윤종덕	솔샘로 106(청학동, 초원주택 103호)	032-817-2233	416	용도	생활폐기물	4			1					1			1	1
										음식물류폐기물	0												
										사업장배출계	0												
		사업장	㈜부강건설환경	제2008-2호(07/11/19)	최진철	독배로 56-1(옥련동, 지하1층)	032-812-1133	113	용도	생활폐기물	0												
										음식물류폐기물	0												
										사업장배출계	2			1									1
		사업장	㈜동원환경	제2008-1호(2008/1/21)	김성신	함박뫼로4번길 17(청학동)	032-812-1613	47,793	용도	생활폐기물	0												
										음식물류폐기물	0												
										사업장배출계	3								3				
		사업장	대동기초산업㈜	제2010-1호(2010/2/23)	김형택	경원대로467번길 33(선학동, 온누리빌딩 302호)	031-359-9822	415	용도	생활폐기물	0												
										음식물류폐기물	0												
										사업장배출계	4			1									3
		사업장	㈜성풍	제2005-5호(06/12/28)	김종복	청학로6번길 30(청학동, 203호)	032-822-4277	12,665	용도	생활폐기물	0												
										음식물류폐기물	0												
										사업장배출계	3			1				1	1				
		사업장	㈜협진기업	제연수2001-3호(01/12/11)	장주영	용담로50번길 6(청학동)	032-812-9322	3,115	용도	생활폐기물	0												
										음식물류폐기물	0												
										사업장배출계	2								2				
		사업장	하나자원㈜	제2004-5호(2004/9/10)	허영준	동춘동 742-1	834-0005	0	용도	생활폐기물	0												
										음식물류폐기물	0												
										사업장배출계	0												
		사업장	광진리사이클링	제연수2004-1호(2004-2-10)	조동훈	미추홀대로251번길 9,2층3호(청학동 서해상가)	032-821-7081	44	용도	생활폐기물	0												
										음식물류폐기물	0												
										사업장배출계	2			1									1
		사업장	대성시스템	제2006-6호(2006/6/8)	강길호	옥련로 33, 106호(옥련동, 현대상가)	032-831-7051	16	용도	생활폐기물	0												
										음식물류폐기물	0												
										사업장배출계	3			2									1
		생활/사업장	시대환경㈜	사업장제연수2호 (1995/3/28) 생활제2011-2호 (2011/11/1)	고명신	새말로99번길 1(연수동)	032-876-1231	10,579	용도	생활폐기물	4								2				2
										음식물류폐기물	0												
										사업장배출계	2											2	
		사업장	푸른누리㈜	제2011-1호 (2011-4-6)	최옥수	청학로6번길 30(청학동, 203호)	032-815-0953	29,104	용도	생활폐기물	0												
										음식물류폐기물	0												
										사업장배출계	4								4				
		사업장	㈜인하이엔티	제2012-4호(12/10/30)	박창석	함박뫼로50번길 95(연수동, 팩마린하우스유화빌딩 2층	032-814-8778	6,496	용도	생활폐기물	0												
										음식물류폐기물	0												
										사업장배출계	5						3	1	1				
		사업장	미래건기㈜	제2013-1호(13/7/29)	이태희	비류대로144번길 15	032-832-3414	4,125	용도	생활폐기물	0												
										음식물류폐기물	0												
										사업장배출계	6						2					4	
		사업장	㈜재인환경	제2013-2호(13/8/9)	최가은	독배로90번길 42 102동404	070-4575-8001	183	용도	생활폐기물	0												
										음식물류폐기물	0												
										사업장배출계	2			1				1					
	남동구계		57 업체					700,092	용도	생활폐기물	115	5	21	20	0	0	0	34	17	0	0	17	1
										음식물류폐기물	22	17	1	0	0	0	3	0	0	0	0	1	0
										사업장배출계	144	1	3	45	0	0	0	33	48	0	0	14	0
	남동구	생활	도림환경㈜	1996-1 (1996.01.31)	정관용	구월동 1135-1 외 1필지 청진네오빌 528호	820-7318	4,057	용도	생활폐기물	6							6					
										음식물류폐기물	0												
										사업장배출계	0												

구분		허가대상 폐기물	업체명	등록·관리번호 (승인·허가일)	대표자	소재지	전화번호	2013년 처리량 (톤/년)	수집·운반 차량 현황														
시도	시군구								총계 (대)			밀폐식 차량 (대)	운반용 압착·압축 차량(대)	기계식 상차장치 부착차량 (대)	수거·교반 차량(대)	발효 차량(대)	탱크 로리(대)	카고 트럭(대)	암롤 트럭(대)	컨테이너 트럭(대)	버켓 로더(대)	덤프 트럭(대)	기타(대)
인천	남동구	생활	㈜인천남동구위생공사	1996-7 (1996.06.30)	홍기표	구월3동 1089-3	429-2105	18,581	용도	생활폐기물	15		7					2	1			5	
										음식물류폐기물	3	2										1	
										사업장배출계	0												
		생활	경인기업㈜	1996-8 (1996.06.30)	남기신	간석동210-1 스카이타운A 502호	425-3111	13,578	용도	생활폐기물	8		5					1	1				1
										음식물류폐기물	3	3											
										사업장배출계	0												
		생활	남동위생공사㈜	1996-9 (1996.06.30)	조광수	간석동558-1,3층	422-3388	8,974	용도	생활폐기물	6		2					3	1				
										음식물류폐기물	2	2											
										사업장배출계	0												
		생활	경남주택관리㈜	1996-11 (1996.06.30)	박종우	만수동 1026-1	469-0205	5,465	용도	생활폐기물	8		3					4	1				
										음식물류폐기물	2	1	1										
										사업장배출계	0												
		생활	㈜동하환경	1996-10 (1996.06.30)	이정국	고잔동 409	464-3963	17,852	용도	생활폐기물	5							5					
										음식물류폐기물	2	2											
										사업장배출계	0												
		생활	㈜미추홀환경	2003-2 (2003.03.31)	최복만	만수6동 1036 진흥@상가203호	466-9551	10,251	용도	생활폐기물	2							2					
										음식물류폐기물	4	4											
										사업장배출계	0												
		생활	㈜민성환경	2010-2 (2010.03.05)	홍일표	구월1동 1133-6 정윤빌딩304	462-4100	14,270	용도	생활폐기물	8		4					1	3				
										음식물류폐기물	3	3											
										사업장배출계	0												
		생활/사업장	㈜드림월드개발	1998-2 (1998.03.28)	이경화	만수6동 1082 창대상가1-213	467-0070	102,477	용도	생활폐기물	10			1								9	
										음식물류폐기물	3						3						
										사업장배출계	16								2			14	
		생활/사업장	이가환경	2008-11(2008.11.26) 2007-2(2007.03.05)	예진년	만수3동 850-8	818-7460	32,008	용도	생활폐기물	4			2					2				
										음식물류폐기물	0												
										사업장배출계	6		1	1				2	2				
		생활/사업장	에스지개발㈜	2006-8(2006.10.19) 2009-1(2009.02.09)	윤석환	구월동 1369-4	421-0497	18,963	용도	생활폐기물	4			1				1	2				
										음식물류폐기물	0												
										사업장배출계	4			1				1	2				
		생활/사업장	가로수환경㈜	2003-1(2003.03.19) 2009-3(2009.03.05)	김장규	고잔동 630 공구상가 에이동 225호	812-7987	8,412	용도	생활폐기물	3			1				1	1				
										음식물류폐기물	0												
										사업장배출계	5			3				1	1				
		생활/사업장	㈜미래엔텍	2009-6(2009.07.10) 2012-1(2012-1-6)	이종탁	고잔동 388-6	423-8272	3,918	용도	생활폐기물	3			2					1				
										음식물류폐기물	0												
										사업장배출계	3			1				2					
		생활	㈜유진상사	2010-7 (2010.06.07)	이복련	고잔동 379-2		4,639	용도	생활폐기물	3			1					2				
										음식물류폐기물	0												
										사업장배출계	0												
		사업장	㈜그린스코	1996-5 (1996.08.19)	박래수	고잔동 742-3	817-3311	12,363	용도	생활폐기물	0												
										음식물류폐기물	0												
										사업장배출계	2			2									
		사업장	㈜욱성산업	1997-7 (1997.10.30)	박당우	장수동 778-4 장환빌딩2층	463-3155	168,080	용도	생활폐기물	0												
										음식물류폐기물	0												
										사업장배출계	22			1				12	9				
		사업장	㈜이알지서비스	1998-4 (1998.09.17)	대표이사	남촌동622-10	822-2961	6,195	용도	생활폐기물	0												
										음식물류폐기물	0												
										사업장배출계	2		1						1				
		사업장	㈜세명이앤지	2000-6 (2000.12.19)	남승린외1명	고잔동 631 공구상가 디동 354호	822-4182	34,737	용도	생활폐기물	0												
										음식물류폐기물	0												
										사업장배출계	4			2					2				
		사업장	국일환경산업	2001-6 (2001.05.24)	김형국	만수동 1082, 창대상가 1동 109호	4710804	184	용도	생활폐기물	0												
										음식물류폐기물	0												
										사업장배출계	3			1					2				
		사업장	삼호환경㈜	2002-3 (2002.03.15)	이삼형	만수동974-21,2층	4670143	23,764	용도	생활폐기물	0												
										음식물류폐기물	0												
										사업장배출계	3								3				

구분		허가대상 폐기물	업체명	등록·관리번호 (승인·허가일)	대표자	소재지	전화번호	2013년 처리량 (톤/년)	수집·운반 차량 현황														
시도	시군구								총계 (대)			밀폐식 차량 (대)	운반용 압착·압축 차량(대)	기계식 상차장치 부착차량 (대)	수거·교반 차량(대)	발효 차량(대)	탱크 로리(대)	카고 트럭(대)	암롤 트럭(대)	컨테이너 트럭(대)	버켓 로더(대)	덤프 트럭(대)	기타(대)
인천	남동구	사업장	남동에너지㈜	2002-11 (2002.10.25)	배재현	고잔동728-7(157-9)	8120871	1,528	용도	생활폐기물	0												
										음식물류폐기물	0												
										사업장배출계	2			1					1				
		사업장	청운환경㈜	2004-7 (2004.05.10)	이구호	고잔동 630-1 공단산업용품상가A/236	811-6402	1,731	용도	생활폐기물	0												
										음식물류폐기물	0												
										사업장배출계	3			1					2				
		사업장	대산금속	2005-1 (2005.02.25)	강승호	고잔동630 공구상가 B/340	812-2068	0	용도	생활폐기물	0												
										음식물류폐기물	0												
										사업장배출계	2			1					1				
		사업장	해찬환경	2006-1 (2006.05.24)	박상현	간석동 122-23 3층	422-3324	33	용도	생활폐기물	0												
										음식물류폐기물	0												
										사업장배출계	2			1					1				
		사업장	㈜지앤에스환경	2007-1 (2007.02.13)	김금옥	고잔동 630 비동 240호	815-3187	43,795	용도	생활폐기물	0												
										음식물류폐기물	0												
										사업장배출계	2			1					1				
		사업장	㈜해창이에스	2007-3 (2007.06.11)	한창헌	만수동 1049 담방마을아파트 상가동비 03호		3,908	용도	생활폐기물	0												
										음식물류폐기물	0												
										사업장배출계	3		1	1					1				
		사업장	한단종합물류㈜	2008-1 (2008.02.04)	한승진	논현동 444-1 102호	811-2607	2,116	용도	생활폐기물	0												
										음식물류폐기물	0												
										사업장배출계	2			1					1				
		사업장	청녹환경	2009-5 (2009.05.27)	이대석	고잔동 670-15 (91B-16L)	819-7484	41	용도	생활폐기물	0												
										음식물류폐기물	0												
										사업장배출계	2			1					1				
		사업장	정화이에스	2009-1 (2009.11.14)	이영호	만수동 1049 담방마을아파트 상가동비 03호	466-7972	53,270	용도	생활폐기물	0												
										음식물류폐기물	0												
										사업장배출계	3			1					2				
		사업장	대영상사	2009-13 (2009.12.17)	선대영	고잔동630 산업용품상가B-306호	218-3529	672	용도	생활폐기물	0												
										음식물류폐기물	0												
										사업장배출계	3			1					2				
		사업장	케이환경	2010-9 (2010.09.15)	손민숙,허준	논현동450번지 2층207-1호	822-9068	86	용도	생활폐기물	0												
										음식물류폐기물	0												
										사업장배출계	2			1					1				
		사업장	㈜경인개발산업	2010-10 (2010.12.27)	우택하	고잔동 720-7(공단141B-7L)	467-5100	565	용도	생활폐기물	0												
										음식물류폐기물	0												
										사업장배출계	2			1					1				
		생활	㈜일성제이에스	2011-1 ('11.01.24)	김정국	서창동 377-35외1필지 서창프라자4층401호	472-3207	4,341	용도	생활폐기물	3	1		2									
										음식물류폐기물	0												
										사업장배출계	0												
		사업장	다미개발㈜	2011-3 (2011-03-25)	김경민	만수동 1088-10 3층	466-1201	2,320	용도	생활폐기물	0												
										음식물류폐기물	0												
										사업장배출계	2								2				
		생활	㈜인천리사이클링	2011-4 (2011-05-09)	이기중	고잔동 246-103번지	446-2578	11,908	용도	생활폐기물	6	1		3				2					
										음식물류폐기물	0												
										사업장배출계	0												
		사업장	부흥알씨	2011-6 (2011-05-19)	이정구	고잔동 224번지 201호	425-3388	5	용도	생활폐기물	0												
										음식물류폐기물	0												
										사업장배출계	2			2									
		사업장	은성산업	2011-7 (2011-05-20)	서영화	고잔동 224번지 202호	442-1071	6	용도	생활폐기물	0												
										음식물류폐기물	0												
										사업장배출계	2			1				1					
		사업장	경원리사이클	2011-8 (2011-08-09)	신복순	고잔동 224번지 2층	446-7751	5	용도	생활폐기물	0												
										음식물류폐기물	0												
										사업장배출계	2			1				1					
		사업장	세광실업	2011-9 (2011-10-31)	김숙량	고잔동 224번지 2층	429-8222	95	용도	생활폐기물	0												
										음식물류폐기물	0												
										사업장배출계	3			1				2					

구분		허가대상 폐기물	업체명	등록·관리번호 (승인·허가일)	대표자	소재지	전화번호	2013년 처리량 (톤/년)	수집·운반 차량 현황														
시도	시군구								총계 (대)			밀폐식 차량 (대)	운반용 압착·압축 차량(대)	기계식 상차장치 부착차량 (대)	수거·교반 차량(대)	발효 차량(대)	탱크 로리(대)	카고 트럭(대)	암롤 트럭(대)	컨테이너 트럭(대)	버켓 로더(대)	덤프 트럭(대)	기타(대)
인천.	남동구	생활/사업장	명민산업㈜	2011-10 (2011-11-21)	이길호	논현고잔로 110	433-2343	5,895	용도	생활폐기물	2								2				
										음식물류폐기물	0												
										사업장배출계	3			2				1					
		사업장	㈜현대자원	2012-2 (2012-3-29)	최동철	논현동 442-42	818-2295	4,525	용도	생활폐기물	0												
										음식물류폐기물	0												
										사업장배출계	4			1				1	2				
		사업장	푸르음산업	2012-3 (2012-6-14)	방미자	소래로669번길 30 403호	463-1818	16	용도	생활폐기물	0												
										음식물류폐기물	0												
										사업장배출계	4			2				1	1				
		사업장	㈜이지엔텍	2012-5 (2012-8-28)	강민석	청능대로484번길8-14	815-1881	5,646	용도	생활폐기물	0												
										음식물류폐기물	0												
										사업장배출계	5			2				1	2				
		사업장	대영환경	2012-6 (2012-11-08)	김대원	은청로4-7(고잔동A동223호)	831-8820	1,481	용도	생활폐기물	0												
										음식물류폐기물	0												
										사업장배출계	2							1	1				
		생활	㈜씨엔에스	2012-7 (2012-11-28)	오용순	고잔동 380번지	446-0388	43,453	용도	생활폐기물	4	1										3	
										음식물류폐기물	0												
										사업장배출계	0												
		사업장	대건산업	2013-1 (2013-02-05)	신명호	구월로 89(간석동, 금호상가 6동 지층B1호)	424-0663	22	용도	생활폐기물	0												
										음식물류폐기물	0												
										사업장배출계	2			1				1					
		생활	㈜그린씨앤에스	2013-2 (2013-03-18)	김정언	인하로411번길 16-13, 1층	429-4307	1,153	용도	생활폐기물	3			3									
										음식물류폐기물	0												
										사업장배출계	0												
		사업장	세계환경	2013-3 (2013-03-24)	임세혁	은청로 16-17(고잔동, 승민빌딩5층 509호)	812-5495	765	용도	생활폐기물	0												
										음식물류폐기물	0												
										사업장배출계	2			1				1					
		생활	대한민국상이군경회 인천광역시지부 폐기물사업소	2013-4 (2013-05-22)	김덕남	백범로 399, 1504(간석동, 아트폴리스)	507-7641	0	용도	생활폐기물	5	1		1				3					
										음식물류폐기물	0												
										사업장배출계	0												
		사업장	세종그린텍	2013-5 (2013-05-23)	박경순	고잔동 524-8	446-6866	0	용도	생활폐기물	0												
										음식물류폐기물	0												
										사업장배출계	2			2									
		생활	(주)제일지앤아이	2013-6 (2013-05-27)	이정재	만수동 1005, 702상가 206호	467-6667	76	용도	생활폐기물	3			3									
										음식물류폐기물	0												
										사업장배출계	0												
		사업장	진석산업	2013-7 (2013-05-30)	김광식	인주대로857 104호(만수동)	469-5159	1,817	용도	생활폐기물	0												
										음식물류폐기물	0												
										사업장배출계	2							1	1				
		사업장	진성	2013-8 (2013-07-23)	김정호	남촌로 100번길15 (203호)	468-3767	1	용도	생활폐기물	0												
										음식물류폐기물	0												
										사업장배출계	3			2				1					
		생활	에코R&C	2013-9 (2013-10-17)	한상국	인주대로 623번길 42, 403호	070-8226-4851	7	용도	생활폐기물	4	1						3					
										음식물류폐기물	0												
										사업장배출계	0												
		사업장	예담환경	2013-10 (2013-11-06)	허 준	문화서로 23번길 63, 102호	822-9068	41	용도	생활폐기물	0												
										음식물류폐기물	0												
										사업장배출계	2	1		1									
		사업장	㈜유진상사	2013-11 (2013-11-20)	이복련	고잔로51번길 26	446-5117	0	용도	생활폐기물	0												
										음식물류폐기물	0												
										사업장배출계	2			1				1					
		사업장	환경솔루션	2013-12 (2013-11-22)	윤종보	남동대로215번길 12	814-5081	0	용도	생활폐기물	0												
										음식물류폐기물	0												
										사업장배출계	2			1				1					
	부평구계		22 업체					159,142	용도	생활폐기물	71	0	26	6	0	0	0	1	16	0	3	5	14
										음식물류폐기물	25	20	0	0	0	0	0	0	0	0	0	0	5
										사업장배출계	35	2	1	15	0	0	0	1	9	0	0	1	6

구분		허가대상 폐기물	업체명	등록·관리번호 (승인·허가일)	대표자	소재지	전화번호	2013년 처리량 (톤/년)	수집·운반 차량 현황														
시도	시군구								총계 (대)			밀폐식 차량 (대)	운반용 압착·압축 차량(대)	기계식 상차장치 부착차량 (대)	수거·교반 차량(대)	발효 차량(대)	탱크 로리(대)	카고 트럭(대)	암롤 트럭(대)	컨테이너 트럭(대)	버켓 로더(대)	덤프 트럭(대)	기타(대)
인천	부평구	생활	부원산업㈜	1995-1 (1995. 3. 23)	함국종	부평구 부흥로329	521-7141	29,375	용도	생활폐기물	15		7						2		1	2	3
										음식물류폐기물	5	5											
										사업장배출계	0												
		생활	한국그린환경㈜	2001-1 (2001. 10. 1)	안용헌	부평구 부평대로167번길54	521-7147	20,499	용도	생활폐기물	15		5						2		1	2	5
										음식물류폐기물	5	5											
										사업장배출계	0												
		생활	(주)평화환경	1995-2 (1995. 3. 23)	민병헌	부평구 마장로324번길31	526-3737	16,227	용도	생활폐기물	9		4						2		1	1	1
										음식물류폐기물	4	3											1
										사업장배출계	0												
		생활	북구환경㈜	1995-3 (1995. 3. 23)	김효배	부평구 가좌로96번길69	583-2141	13,895	용도	생활폐기물	5		3						2				
										음식물류폐기물	8	4											4
										사업장배출계	0												
		생활	동일환경㈜	1995-4 (1995.3. 23)	한재헌	부평구 새갈로9	514-6781	6,044	용도	생활폐기물	6		2	1					2				1
										음식물류폐기물	3	3											
										사업장배출계	0												
		생활	부평환경㈜	1995-5 (1995. 3. 23)	전봉운	부평구 부평북로407	547-1855	3,527	용도	생활폐기물	6		2	1					2				1
										음식물류폐기물	0												
										사업장배출계	0												
		생활	산삼환경㈜	2004-1 (2004. 3. 12)	노순호	부평구 화랑로79	577-8530	818	용도	생활폐기물	5		2						2				1
										음식물류폐기물	0												
										사업장배출계	0												
		사업장	(주)새천년환경	2000-11 (2000.11.06)	노순호	인천광역시 부평구 화랑로 79 (산곡동)	581-4555	1,879	용도	생활폐기물	0												
										음식물류폐기물	0												
										사업장배출계	2								1			1	
		사업장	(주)서해엔비텍	2005-6 (2005.10.24)	박춘서	인천광역시 부평구 일신로14번길 2 (일신동)	529-4007	52,598	용도	생활폐기물	0												
										음식물류폐기물	0												
										사업장배출계	3			1					2				
		사업장	(주)조광환경	2005-4 (2005.06.07)	임춘석	인천광역시 부평구 안남로 423 (청천동)	819-6722	7,494	용도	생활폐기물	0												
										음식물류폐기물	0												
										사업장배출계	5			1					4				
		사업장	(주)한울기업	2004-2 (2004.03.26)	김영수	인천광역시 부평구 안남로434번길 23 (청천동)	543-3553	2,146	용도	생활폐기물	0												
										음식물류폐기물	0												
										사업장배출계	2			1					1				
		사업장	녹색환경개발(주)	2002-1 (2002.01.04)	변원규	인천광역시 부평구 경인로759번길 5 (십정동, 신태양 6차아파트)	502-3926	56	용도	생활폐기물	0												
										음식물류폐기물	0												
										사업장배출계	4			2									2
		사업장	대선환경개발(주)	1997-7 (1997.08.14)	이병오	인천광역시 부평구 마장로 363 (산곡동) 203호	513-9200	98	용도	생활폐기물	0												
										음식물류폐기물	0												
										사업장배출계	2			1					1				
		사업장	덕성환경자원	2012-1 (2012.05.30)	김용덕	청천동49		2	용도	생활폐기물	0												
										음식물류폐기물	0												
										사업장배출계	2			2									
		사업장	동국종합상사	2005-2 (2005.04.19)	육성원	인천광역시 부평구 충선로 9 (부평동)	514-9777	1,073	용도	생활폐기물	0												
										음식물류폐기물	0												
										사업장배출계	4		1	1				1					1
		사업장	세강	2012-2 (2012.09.05)	안철용	인천광역시 부평구 백범로488번길 19-1 (십정동)		0	용도	생활폐기물	0												
										음식물류폐기물	0												
										사업장배출계	2	2											
		사업장	태산개발	2006-1 (2006.03.14)	김을환	인천광역시 부평구 장제로373번길 37-2 (갈산동)	508-0010	203	용도	생활폐기물	0												
										음식물류폐기물	0												
										사업장배출계	3			1									2
		사업장	평화상사	2003-3 (2003.09.25)	이영관	인천광역시 부평구 동수로 146 (부개동)	504-9280	1,023	용도	생활폐기물	0												
										음식물류폐기물	0												
										사업장배출계	4			3									1
		사업장	평화자원	2013-1 (2013.05.14)	김종팔	인천광역시 부평구 일신로 69 (일신동) 3층	505-5445	0	용도	생활폐기물	0												
										음식물류폐기물	0												
										사업장배출계	2			2									

구분		허가대상 폐기물	업체명	등록·관리번호 (승인·허가일)	대표자	소재지	전화번호	2013년 처리량 (톤/년)	수집·운반 차량 현황															
시도	시군구								총계 (대)			밀폐식 차량 (대)	운반용 압착·압축 차량(대)	기계식 상차장치 부착차량 (대)	수거·교반 차량(대)	발효 차량(대)	탱크 로리(대)	카고 트럭(대)	암롤 트럭(대)	컨테이너 트럭(대)	버켓 로더(대)	덤프 트럭(대)	기타(대)
인천	부평구	생활	㈜한일환경산업	2010-1 (2010.1.27)	장봉순	주부토로 271	287-5225	57	용도	생활폐기물	4			1					1				2
										음식물류폐기물	0												
										사업장배출계	0												
		생활	해천환경	2010-2 (2010.5.18)	이수건	열우물로 114	423-6391	2,128	용도	생활폐기물	3		1	1					1				
										음식물류폐기물	0												
										사업장배출계	0												
		생활	봉화상사	2013-2 (2013.11.21)	이규천	백범로604번길 34	578-2378	0	용도	생활폐기물	3			2				1					
										음식물류폐기물	0												
										사업장배출계	0												
	계양구계		33 업체					107,652	용도	생활폐기물	58	8	19	5	5	0	0	8	11	0	1	1	0
										음식물류폐기물	11	0	11	0	0	0	0	0	0	0	0	0	0
										사업장배출계	78	26	1	8	0	0	0	13	22	1	0	6	1
	계양구	생활	성원환경	1995-1 (95.4.11)	이문선	경명대로1119	545-5101	14,256	용도	생활폐기물	12		6		3				2		1		
										음식물류폐기물	6		6										
										사업장배출계	0												
		생활	계양환경	1995-2 (95.4.11)	이창구	경명대로961	542-0962	4,823	용도	생활폐기물	8		3		1			2	2				
										음식물류폐기물	1		1										
										사업장배출계	0												
		생활	계양부일환경	1995-3 (95.4.11)	한용석	병방시장로73	555-9339	4,833	용도	생활폐기물	7		2					2	2			1	
										음식물류폐기물	2		2										
										사업장배출계	0												
		생활	영부환경	1995-4 (95.4.11)	송영철	아나지로148	551-8367	4,890	용도	생활폐기물	6		2		1			1	2				
										음식물류폐기물	2		2										
										사업장배출계	0												
		사업장	㈜선경환경	1999-2 (99.3.11)	이문주	인천광역시 계양구 봉오대로 685 (작전동)	553-9001	0	용도	생활폐기물	0												
										음식물류폐기물	0												
										사업장배출계	2	2											
		사업장	청우환경개발㈜	2001-5 (01.6.30)	한장희	인천광역시 계양구 봉오대로691번길 34 (작전동)	휴업	0	용도	생활폐기물	0												
										음식물류폐기물	0												
										사업장배출계	2	2											
		사업장	홍성산업	1997-8 (97.6.30)	이봉열	인천광역시 계양구 아나지로 451 (서운동)	553-8811	0	용도	생활폐기물	0												
										음식물류폐기물	0												
										사업장배출계	2	2											
		사업장	㈜초정	2001-8 (01.12.18)	조상형	인천광역시 계양구 임학동로55번길 5 (임학동)		0	용도	생활폐기물	0												
										음식물류폐기물	0												
										사업장배출계	2	2											
		사업장	㈜성림환경개발	2000-1 (00.4.21)	심한섭	인천광역시 계양구 주부토로 467 (작전동)	207-2333	0	용도	생활폐기물	0												
										음식물류폐기물	0												
										사업장배출계	2	2											
		사업장	㈜기풍환경	2000-8 (00.12.27)	임경희	인천광역시 계양구 안남로519번길 19 (효성동)	554-2967	0	용도	생활폐기물	0												
										음식물류폐기물	0												
										사업장배출계	2	2											
		생활/사업장	㈜오성자원	2000-5(사업장)(00.12.9) 2002-2(생활)(02.1.21)	안영만	인천광역시 계양구 아나지로438번길 16 (작전동)	551-0787	23,190	용도	생활폐기물	10		4	3				2	1				
										음식물류폐기물	0												
										사업장배출계	4			1				1	2				
		사업장	청수개발㈜	2001-2 (01.4.9)	박석주	인천광역시 계양구 안남로573번길 26 (효성동)	551-0764	0	용도	생활폐기물	0												
										음식물류폐기물	0												
										사업장배출계	2	2											
		사업장	㈜진명이엔씨	2001-6 (01.11.6)	강규섭	인천광역시 계양구 가현남길 2 (작전동)	555-6464	0	용도	생활폐기물	0												
										음식물류폐기물	0												
										사업장배출계	2	2											
		사업장	동부환경개발㈜	2002-5 (02.3.8)	김기순	작전동 208	553-2263	155	용도	생활폐기물	0												
										음식물류폐기물	0												
										사업장배출계	3								3				
		생활	해밀환경㈜	2001-15 (01.12.25)	조영실	계산동 1082-7 라이즈빌524호	553-3228	0	용도	생활폐기물	7	7											
										음식물류폐기물	0												
										사업장배출계	0												

구분		허가대상 폐기물	업체명	등록·관리번호 (승인·허가일)	대표자	소재지	전화번호	2013년 처리량 (톤/년)	수집·운반 차량 현황														
시도	시군구								총계 (대)			밀폐식 차량 (대)	운반용 압착·압축 차량(대)	기계식 상차장치 부착차량 (대)	수거·교반 차량(대)	발효 차량(대)	탱크 로리(대)	카고 트럭(대)	암롤 트럭(대)	컨테이너 트럭(대)	버켓 로더(대)	덤프 트럭(대)	기타(대)
인천	계양구	사업장	㈜주일도시개발	2003-4 (03.04.30)	양미숙	인천광역시 계양구 별말로609번길 4 (하야동)	543-6400	10,464	용도	생활폐기물	0												
										음식물류폐기물	0												
										사업장배출계	4								4				
		사업장	㈜일경기업	2005-2 (05.12.8)	천축식	인천광역시 계양구 계산새로 71 (계산동) 하이베라스 d동-1210호	548-5322	0	용도	생활폐기물	0												
										음식물류폐기물	0												
										사업장배출계	2	2											
		사업장	동일자원	2006-4 (06.6.30)	정평기	인천광역시 계양구 장제로 876 (병방동)	555-1848	0	용도	생활폐기물	0												
										음식물류폐기물	0												
										사업장배출계	2								2				
		사업장	㈜정일환경	2004-7 (04.11.25)	김진식	1. 인천광역시 계양구 주부토로501번길 39 (계산동)	541-1050	0	용도	생활폐기물	0												
										음식물류폐기물	0												
										사업장배출계	2											2	
		사업장	미래자원	2006-3 (06.8.22)	박점숙	인천광역시 계양구 도두리로 25-1 (계산동)	548-7664	0	용도	생활폐기물	0												
										음식물류폐기물	0												
										사업장배출계	2	2											
		사업장	동양자원	2007-4 (07.6.11)	배성환	인천광역시 계양구 계양문화로 44 (계산동) 라이즈빌524호	565-3418	0	용도	생활폐기물	0												
										음식물류폐기물	0												
										사업장배출계	2	2											
		사업장	천명환경㈜	2007-1 (07.7.16)	김연희	인천광역시 계양구 계양문화로 44 (계산동) 라이즈빌524호	휴업	0	용도	생활폐기물	0												
										음식물류폐기물	0												
										사업장배출계	2								2				
		생활/사업장	㈜인성환경	2009-1(사업장)(09.6.2) 2009-2(생활)(09.7.30)	추성호	인천광역시 계양구 경명대로 1139 (계산동)	555-7971	21,923	용도	생활폐기물	3	1	1						1				
										음식물류폐기물	0												
										사업장배출계	2	2											
		사업장	㈜우성환경개발	2008-1 (08.4.22)	황태근	인천광역시 계양구 봉오대로691번길 34 (작전동)	544-6464	5,381	용도	생활폐기물	0												
										음식물류폐기물	0												
										사업장배출계	2							2					
		생활/사업장	우경환경	2009-2(사업장) (09.6.18) 2009-4(09.12.18)	강명섭	인천광역시 계양구 양지로 164 (귤현동)	547-4718	0	용도	생활폐기물	2		1	1									
										음식물류폐기물	0												
										사업장배출계	4	1						2	1				
		사업장	㈜우인특수	2009-5 (09.9.22)	이만구	인천광역시 계양구 계양문화로 86 (용종동)	543-2381	17,099	용도	생활폐기물	0												
										음식물류폐기물	0												
										사업장배출계	18							7	7	1		3	
		사업장	㈜구룡산업	2011-1 (11.4.18)	이효순	인천광역시 계양구 계산동 956-6	556-1980	536	용도	생활폐기물	0												
										음식물류폐기물	0												
										사업장배출계	2							1					1
		생활	그린자원	2011-5 (11.10.18)	김준표	인천광역시 계양구 계양대로 82 (작전동)	555-0051	0	용도	생활폐기물	0												
										음식물류폐기물	0												
										사업장배출계	3		1	1								1	
		사업장	㈜주은환경개발	2002-3 (02.8.9)	임홍기	인천광역시 계양구 계양산로 20 (계산동)	551-3694	0	용도	생활폐기물	0												
										음식물류폐기물	0												
										사업장배출계	2			1					1				
		생활	3S상시	2012-1 (12.3.28)	김영환	인천광역시 계양구 봉오대로 739 (작전동) 304호		0	용도	생활폐기물	3			1				1	1				
										음식물류폐기물	0												
										사업장배출계	0												
		사업장	이룸	2012-5 (12.8.8)	임선옥	인천광역시 계양구 안남로573번길 26 (효성동)	547-2753	102	용도	생활폐기물	0												
										음식물류폐기물	0												
										사업장배출계	2			2									
		사업장	피에스환경	2013-1 (13.3.28)	이강락	인천광역시 계양구 효서로135번길 11 (효성동)	434-3300	0	용도	생활폐기물	0												
										음식물류폐기물	0												
										사업장배출계	2	1		1									
		사업장	은하자원	2013-4 (13.10.25)	조선행	인천광역시 계양구 서부간선로 246 (박촌동)		0	용도	생활폐기물	0												
										음식물류폐기물	0												
										사업장배출계	2			2									
	서구계		65 업체					204,592	용도	생활폐기물	70	5	20	8	0	0	0	22	12	0	2	0	1
										음식물류폐기물	13	0	7	6	0	0	0	0	0	0	0	0	0
										사업장배출계	217	8	3	37	0	0	3	73	35	48	2	6	2

구분		허가대상 폐기물	업체명	등록·관리번호 (승인·허가일)	대표자	소재지	전화번호	2013년 처리량 (톤/년)	수집·운반 차량 현황														
시도	시군구								총계 (대)			밀폐식 차량 (대)	운반용 압착·압축 차량(대)	기계식 상차장치 부착차량 (대)	수거·교반 차량(대)	발효 차량(대)	탱크 로리(대)	카고 트럭(대)	암롤 트럭(대)	컨테이너 트럭(대)	버켓 로더(대)	덤프 트럭(대)	기타(대)
인천	서구	생활	태성환경	92-1 (92.10.30)	최진원	원창로 129번길	576-0374	29,721	용도	생활폐기물	13		8					2	2		1		
										음식물류폐기물	5		4	1									
										사업장배출계	0												
		생활	경인환경	93-1 (93.3.17)	정성훈	중봉대로 306번길 6	571-0851	10,771	용도	생활폐기물	6		3					1	2				
										음식물류폐기물	2			2									
										사업장배출계	0												
		생활	삼우산업	93-2 (93.3.17)	김용배	건지로 86번길 37-1	561-4400	9,513	용도	생활폐기물	11		4					3	2		1		1
										음식물류폐기물	2		1	1									
										사업장배출계	0												
		생활	검단환경	95-1 (95.4.18)	한재남	원당동 507-3	562-7152	19,043	용도	생활폐기물	7		3					2	2				
										음식물류폐기물	4		2	2									
										사업장배출계	0												
		생활/사업장	(주)동하실업	2010-6(2010.10.20) 2000-6(93.08.10.)	박학규	중봉대로 294 (석남동)	575-2171	25,929	용도	생활폐기물	3	1		1				1					
										음식물류폐기물	0												
										사업장배출계	3									3			
		사업장	㈜케이비텍	1993-04 (93.03.17)	박무웅	건지로153번길 54 (석남동)	571-3224	854	용도	생활폐기물	0												
										음식물류폐기물	0												
										사업장배출계	2								2				
		사업장	대길그린㈜	94-01 (95.08.14)	제형태	사렴로65번길 24 (경서동)	567-2929	209	용도	생활폐기물	0												
										음식물류폐기물	0												
										사업장배출계	4							3	1				
		생활/사업장	성원디엔이㈜	97-01(97.06.21) 2010-2(생활계;2010.2.10)	이창혁	중봉대로386번길 13 (원창동)	581-0220	0	용도	생활폐기물	3			1					2				
										음식물류폐기물	0												
										사업장배출계	2								2				
		사업장	㈜부성환경	2000-15 ('00.10.25)	박성배	원당대로262번길 30 (오류동)		10,544	용도	생활폐기물	0												
										음식물류폐기물	0												
										사업장배출계	3								3				
		사업장	㈜동호실업	2000-29 (00.11.28)	박순천	경명대로263번길 40-16 (경서동)	567-2361	0	용도	생활폐기물	0												
										음식물류폐기물	0												
										사업장배출계	2							2					
		사업장	㈜세화엔스텍	2001-10 (01.10.11)	대표이사	건지로153번길 46-17 (석남동)	571-4221	0	용도	생활폐기물	0												
										음식물류폐기물	0												
										사업장배출계	2							2					
		사업장	㈜새움	2001-15 (01.12.12)	박인자	드림로 254-6 (백석동)	561-4222	2,031	용도	생활폐기물	0												
										음식물류폐기물	0												
										사업장배출계	3										2		1
		생활/사업장	당진임업㈜	2002-11(사업장배출시설계) 2007-2(사업장생활계) ('02.08.27 '07.01.03)	정해권	건지로 162 (가좌동)	571-6118	0	용도	생활폐기물	7	2		3					2				
										음식물류폐기물	0												
										사업장배출계	2									2			
		사업장	㈜유성엔텍	2003-03 (03.02.24)	강숙경	염곡로15번길 26-1 (가좌동)	582-6211	48,186	용도	생활폐기물	0												
										음식물류폐기물	0												
										사업장배출계	15			1				14					
		사업장	㈜원신알앤씨	2003-9 ('00.06.08)	변승환	대평로 10 (연희동, 태영아파트)	569-3044	0	용도	생활폐기물	0												
										음식물류폐기물	0												
										사업장배출계	2											2	
		사업장	현수환경㈜	2004-04 2004-03 ('04.04. 28)	이향숙	오류동 410-351	564-9216	0	용도	생활폐기물	0												
										음식물류폐기물	0												
										사업장배출계	2									2			
		사업장	환경문화㈜	2004-05 ('04.07. 14)	박기자	마전동 535-3	567-3829	0	용도	생활폐기물	0												
										음식물류폐기물	0												
										사업장배출계	2			1					1				
		사업장	서광토건환경㈜	2006-10 ('06.07.07)	김한성	드림로 131 (왕길동)	568-7621	0	용도	생활폐기물	0												
										음식물류폐기물	0												
										사업장배출계	4								1			3	
		사업장	나우엔텍	2007-07 ('07.05.08)	장향순	석남동 223-716	575-9705	5,686	용도	생활폐기물	0												
										음식물류폐기물	0												
										사업장배출계	3			2					1				

구분		허가대상 폐기물	업체명	등록·관리번호 (승인·허가일)	대표자	소재지	전화번호	2013년 처리량 (톤/년)	수집·운반 차량 현황														
시도	시군구								총계 (대)			밀폐식 차량 (대)	운반용 압착·압축 차량(대)	기계식 상차장치 부착차량 (대)	수거·교반 차량(대)	발효 차량(대)	탱크 로리(대)	카고 트럭(대)	암롤 트럭(대)	컨테이너 트럭(대)	버켓 로더(대)	덤프 트럭(대)	기타(대)
인천	서구	사업장	장원금속	2010-8 (10.06.04)	이찬우	완정로65번안길 42-16 (마전동)	561-1405	393	용도	생활폐기물	0												
										음식물류폐기물	0												
										사업장배출계	2			1				1					
		사업장	희망자원	2010-11 (10.06.09)	채미화	원당대로301번길 2 (왕길동)		0	용도	생활폐기물	0												
										음식물류폐기물	0												
										사업장배출계	2								2				
		사업장	티와이에너지㈜	2010-1 (10.07.01)	김효선	승학로 426 (검암동)	566-7823	0	용도	생활폐기물	0												
										음식물류폐기물	0												
										사업장배출계	3								3				
		사업장	태현환경㈜	2010-17 (10.10.15)	오재호	봉수대로 1246 (왕길동)	561-6868	0	용도	생활폐기물	0												
										음식물류폐기물	0												
										사업장배출계	11							4	7				
		생활	다올산업㈜	2010-18 (10.11.1)	손석용	열우물로197번길 8 (가좌동)	575-1685	0	용도	생활폐기물	14	1		1				12					
										음식물류폐기물	0												
										사업장배출계	20							20					
		사업장	홍국통운㈜	2010-20 (10.12.28)	이동욱	봉수대로501번길 51 (원창동)	581-9911	0	용도	생활폐기물	0												
										음식물류폐기물	0												
										사업장배출계	3	2										1	
		사업장	봉화자원	2010-22 (11.04.11)	장성원	거북로24번길 3 (석남동) 2동 201호	568-1761	0	용도	생활폐기물	0												
										음식물류폐기물	0												
										사업장배출계	6	1		5									
		사업장	청아환경	2010-23 (11.01.27)	박성출	보도진로 37 (가좌동) 비동 3층 3호	574-0649	6,517	용도	생활폐기물	0												
										음식물류폐기물	0												
										사업장배출계	4						1			2			1
		사업장	(주)에코마이스터	2011-4 (11.02.21)	오상윤	건지로250번길 104 (가좌동) 2층	576-0501	9,156	용도	생활폐기물	0												
										음식물류폐기물	0												
										사업장배출계	7									7			
		사업장	㈜동양철강폼텍	2011-9 (11.02.21)	김상석	완정로65번안길 42-22 (마전동)	563-7943	0	용도	생활폐기물	0												
										음식물류폐기물	0												
										사업장배출계	3									3			
		사업장	금강산업	2011-15 (11.05.25)	하진호	마전동 마전지구 25블럭 4롯트 501호	565-7153	520	용도	생활폐기물	0												
										음식물류폐기물	0												
										사업장배출계	2									2			
		생활/사업장	태현환경㈜	2011-13(생활계11.06.09) 2010-17(2010.10.15)	오재호	봉수대로 1246 (왕길동) 2층 202호	561-6868	0	용도	생활폐기물	3	1	1	1									
										음식물류폐기물	0												
										사업장배출계	11								11				
		사업장	미래자원	2011-16 (11.06.20)	이경옥	대평로 10 (연희동) 태영상가 2020호		8	용도	생활폐기물	0												
										음식물류폐기물	0												
										사업장배출계	3									3			
		사업장	현성환경개발	2011-17(11.07.08) 2011-18(11.08.25)	한유동	호두산로 42 (경서동)	571-6767	1,252	용도	생활폐기물	3		1	1				1					
										음식물류폐기물	0												
										사업장배출계	4			1				3					
		사업장	대성수지	2011-19 (11.09.27)	권영택	마전동 검단2지구 30블럭 9로트 태화동성프라자 302호	567-1135	663	용도	생활폐기물	0												
										음식물류폐기물	0												
										사업장배출계	2							2					
		사업장	동인자원㈜	2011-20 (11.10.18)	김동범	봉수대로277번길 18 (석남동)	581-7791	0	용도	생활폐기물	0												
										음식물류폐기물	0												
										사업장배출계	3							3					
		사업장	오성특수㈜	2011-21 (11.11.03)	정경일	중봉대로 393번길 36 (원창동) 2층	572-2300	151	용도	생활폐기물	0												
										음식물류폐기물	0												
										사업장배출계	2						2						
		사업장	스카이상사	2011-22 (11.12.16)	김동욱	검단일반사업단지 8b-18l	564-8478	1,956	용도	생활폐기물	0												
										음식물류폐기물	0												
										사업장배출계	4			4									
		사업장	태원자원	2012-1 (12.2.28)	금창용	인천광역시 서구 탁옥로73번길 55 제A동 102호 (연희동) (인천 서구 연희동 711-3 제A동 102호)	032-561-4406	4	용도	생활폐기물	0												
										음식물류폐기물	0												
										사업장배출계	2			2									

구분		허가대상 폐기물	업체명	등록·관리번호 (승인·허가일)	대표자	소재지	전화번호	2013년 처리량 (톤/년)	수집·운반 차량 현황														
시도	시군구								총계 (대)			밀폐식 차량 (대)	운반용 압착·압축 차량(대)	기계식 상차장치 부착차량 (대)	수거·교반 차량(대)	발효 차량(대)	탱크 로리(대)	카고 트럭(대)	암롤 트럭(대)	컨테이너 트럭(대)	버켓 로더(대)	덤프 트럭(대)	기타(대)
인천	서구	사업장	정맥산업	2012-2 (12.3.9)	김장수	중봉대로 759 (경서동) D동 201호	032-582-7221	383	용도	생활폐기물	0												
										음식물류폐기물	0												
										사업장배출계	2			2									
		사업장	희망환경	2012-5 (12.6.19)	채동수	완정로 182 (마전동) 4층	070-7363-3036	0	용도	생활폐기물	0												
										음식물류폐기물	0												
										사업장배출계	2			1				1					
		사업장	부활자원	2012-6 (12.6.28)	김종출	건지로121번길 7 (석남동) 1층	032-327-0524	4,905	용도	생활폐기물	0												
										음식물류폐기물	0												
										사업장배출계	2			2									
		사업장	우리산업	2012-7 (12.7.27)	정종성	마전동 676-2		0	용도	생활폐기물	0												
										음식물류폐기물	0												
										사업장배출계	3			1				2					
		사업장	㈜영보산업	2012-8 (12.7.30)	변경수	건지로153번길 54 (석남동)	032-572-3220	5	용도	생활폐기물	0												
										음식물류폐기물	0												
										사업장배출계	2							1	1				
		사업장	신화자원	2012-9 (12.8.31)	박현선	봉수대로 1171 (백석동)	032-567-8080	1,595	용도	생활폐기물	0												
										음식물류폐기물	0												
										사업장배출계	3			1				2					
		사업장	오성환경	2012-10 (12.9.26)	장상용	가정로352번길 27 (가정동) 1층	032-581-4343	1,024	용도	생활폐기물	0												
										음식물류폐기물	0												
										사업장배출계	2			1				1					
		사업장	삼일스텐레스	2012-11 (12.9.26)	곽연경	오류동 441번지	032-579-3540	0	용도	생활폐기물	0												
										음식물류폐기물	0												
										사업장배출계	2			1				1					
		사업장	인홍상사㈜	2012-12 (12.9.26)	임병현,임민현	오류동 검단일반산업단지 2-5블럭	032-562-6091	0	용도	생활폐기물	0												
										음식물류폐기물	0												
										사업장배출계	2			1				1					
		사업장	엘에스산업	2012-13 (12.11.12)	신재숙	보도진로 16 (가좌동)	032-581-2664	960	용도	생활폐기물	0												
										음식물류폐기물	0												
										사업장배출계	6			1				5					
		사업장	나우이엔티	2012-1 (12.6.22)	장동욱	석남동 223-716번지 3층	032-575-3735	0	용도	생활폐기물	0												
										음식물류폐기물	0												
										사업장배출계	3	1		1				1					
		사업장	㈜오성그린환경	2012-2 (12.10.19)	김종계	인천광역시 서구 심곡로 9, 112동 306호 (심곡동 336-1번지 광명아파트 112동 306호)		1,024	용도	생활폐기물	0												
										음식물류폐기물	0												
										사업장배출계	3	1		1				1					
		사업장	㈜아이케이	2005-8 (05.08.11)	김상문이상진	오류동 1462-2, 1463, 1464,1468-1 1530, 1532, 1533, 1534, 1535, 1536	563-3114 565-7114	0	용도	생활폐기물	0												
										음식물류폐기물	0												
										사업장배출계	2			1				1					
		사업장	㈜부성환경	2000-14 (00.10.25)	박성배	원당대로117번길 88 (오류동)		10,544	용도	생활폐기물	0												
										음식물류폐기물	0												
										사업장배출계	4			2				2					
		사업장	한별㈜	2013-1 (13.01.14)	대표이사	세자봉로100번길 31 (금곡동)	032-569-3539	0	용도	생활폐기물	0												
										음식물류폐기물	0												
										사업장배출계	3	1	1	1									
		사업장	㈜성환자원	2013-2 (13.07.11)	임연희	심곡로24번길 8 (심곡동) 101호	032-568-0040	0	용도	생활폐기물	0												
										음식물류폐기물	0												
										사업장배출계	3	1	1	1									
		사업장	유창테크	2013-3 (13.11.29)	오인석	검단천로 153 (오류동) 외 2필지	566-1703	252	용도	생활폐기물	0												
										음식물류폐기물	0												
										사업장배출계	4	1	1	2									
		사업장	부성자원	2013-1 (13.01.31)	박장희	마전로5번길 8 (마전동) 3층 303호	032-563-9021	0	용도	생활폐기물	0												
										음식물류폐기물	0												
										사업장배출계	2								2				
		사업장	단원환경	2013-2 (13.02.22)	이운수	원당대로 245-11 (오류동) 나동 204호		0	용도	생활폐기물	0												
										음식물류폐기물	0												
										사업장배출계	2								2				

구분		허가대상 폐기물	업체명	등록·관리번호 (승인·허가일)	대표자	소재지	전화번호	2013년 처리량 (톤/년)	수집·운반 차량 현황														
시도	시군구								총계 (대)			밀폐식 차량 (대)	운반용 압착·압축 차량(대)	기계식 상차장치 부착차량 (대)	수거·교반 차량(대)	발효 차량(대)	탱크 로리(대)	카고 트럭(대)	암롤 트럭(대)	컨테이너 트럭(대)	버켓 로더(대)	덤프 트럭(대)	기타(대)
인천	서구	사업장	제이앤씨	2013-3 (13.03.06)	조영진	보도진로 37 (가좌동) 3층2호	032-573-8800	180	용도	생활폐기물	0												
										음식물류폐기물	0												
										사업장배출계	2									2			
		사업장	(주)태산환경	2013-4 (13.04.18)	김경선	두루물로96번길 25 (오류동)	032-569-5881	168	용도	생활폐기물	0												
										음식물류폐기물	0												
										사업장배출계	2									2			
		사업장	(주)천우벌크	2013-6 (13.05.21)	권영수	봉수대로501번길 51 (원창동) 2층	032-883-3806	0	용도	생활폐기물	0												
										음식물류폐기물	0												
										사업장배출계	4									4			
		사업장	㈜더존환경	2013-7 (13.06.04)	강국원	불로동 불로지구 35블럭 1로트 3층	032-566-0322	440	용도	생활폐기물	0												
										음식물류폐기물	0												
										사업장배출계	3									3			
		사업장	경인상사	2013-8 (13.07.05)	이창래	장고개로117번길 38 (가좌동)	032-578-4431	0	용도	생활폐기물	0												
										음식물류폐기물	0												
										사업장배출계	3									3			
		사업장	엠플러스	2013-9 (13.09.09)	송도산	건지로121번길 10 (석남동)	032-575-7336	3	용도	생활폐기물	0												
										음식물류폐기물	0												
										사업장배출계	2									2			
		사업장	진성그린㈜	2013-11 (13.10.25)	김근칠	오류동 검단일반산업단지 36-1B	032-563-5700	0	용도	생활폐기물	0												
										음식물류폐기물	0												
										사업장배출계	2									2			
		사업장	㈜엠디메탈	2013-12 (13.11.22)	김용정	경명대로 280 (경서동)		0	용도	생활폐기물	0												
										음식물류폐기물	0												
										사업장배출계	2									2			
	강화군계		11 업체					34,549	용도	생활폐기물	17	5	2	2	0	0	0	2	2	3	0	0	1
										음식물류폐기물	4	0	1	2	0	0	0	0	1	0	0	0	0
										사업장배출계	12	1	0	6	0	0	0	0	3	2	0	0	0
	강화군	사업장	(주)한강건설환경	2006-1호(2006.4.28) 2002-1호(2002.6.27)	유관석	불은면 신현리 1-4	937-4117	12,531	용도	생활폐기물	2									1			1
										음식물류폐기물	0												
										사업장배출계	2									2			
		사업장	(주)한빛환경	2001-4호 (2001.12.20)	최명순	강화읍 남산리 43-2	933-3844	9,747	용도	생활폐기물	0												
										음식물류폐기물	0												
										사업장배출계	2			1					1				
		사업장	대한산업개발㈜	2006-2호 (2006.6.16)	장미희	강화읍 갑곳리 623-2	932-6883	0	용도	생활폐기물	2									2			
										음식물류폐기물	0												
										사업장배출계	0												
		사업장	송우환경㈜	2006-3호(2006.11.29) 2008-1호(2008.5.29)	최흥곤	강화읍 갑곳리 473-21	934-0775	0	용도	생활폐기물	2		1						1				
										음식물류폐기물	0												
										사업장배출계	2			1					1				
		사업장	엔지오종합개발㈜	2007-1호 (2007.8.28)	박신섭	강화읍 용정리 1080 305호	937-5537	0	용도	생활폐기물	2		1						1				
										음식물류폐기물	0												
										사업장배출계	0												
		사업장	농업회사법인 ㈜에코팜	2007-2호 (2007.9.3)	장창윤	양도면 길정리 813-1	933-8380	0	용도	생활폐기물	3	1						2					
										음식물류폐기물	0												
										사업장배출계	0												
		생활	여명농장	2009-1호 (2009.7.7)	강완석	강화읍 신문리 590-6	933-4525	1,571	용도	생활폐기물	0												
										음식물류폐기물	4		1	2					1				
										사업장배출계	0												
		사업장	한국UMT	2010-1호 (2010.8.26)	류천수	불은면 삼성리 775-116		0	용도	생활폐기물	0												
										음식물류폐기물	0												
										사업장배출계	2	1		1									
		사업장	태양환경㈜	2010-1호 (2010.8.26)	신미옥	강화읍 용정리 646-2	032-933-9753	10,700	용도	생활폐기물	0												
										음식물류폐기물	0												
										사업장배출계	2			1					1				
		사업장	서산비철환경	2013-1호 (2010.8.26)	이종웅	선원면 냉정리 389-2		0	용도	생활폐기물	0												
										음식물류폐기물	0												
										사업장배출계	2			2									

구분		허가대상 폐기물	업체명	등록·관리번호 (승인·허가일)	대표자	소재지	전화번호	2013년 처리량 (톤/년)	수집·운반 차량 현황														
시도	시군구								총계 (대)			밀폐식 차량 (대)	운반용 압착·압축 차량(대)	기계식 상차장치 부착차량 (대)	수거·교반 차량(대)	발효 차량(대)	탱크 로리(대)	카고 트럭(대)	암롤 트럭(대)	컨테이너 트럭(대)	버켓 로더(대)	덤프 트럭(대)	기타(대)
인천	강화군	사업장	강화FC㈜	2014-02호 (2014.02.27)	나진열	불은면 강화동로 694	032-937-8072	0	용도	생활폐기물	6	4		2									
										음식물류폐기물	0												
										사업장배출계	0												
	옹진군계		2 업체					1,074	용도	생활폐기물	0	0	0	0	0	0	0	0	0	0	0	0	0
										음식물류폐기물	4	2	1	0	0	0	0	0	1	0	0	0	0
										사업장배출계	0	0	0	0	0	0	0	0	0	0	0	0	0
	옹진군	생활	영흥환경	2005-1호(2007.1.31)	김기창	인천시 옹진군 영흥면 외리 707-19	886-1774	716	용도	생활폐기물	0												
										음식물류폐기물	2	1							1				
										사업장배출계	0												
		생활	한구종합환경	2012-1 (2012.4.10)	정영미	인천시 옹진군 영흥면 내리 178-78	886-5884	358	용도	생활폐기물	0												
										음식물류폐기물	2	1	1										
										사업장배출계	0												
	경제청계		1 업체					7,001	용도	생활폐기물	5	0	2	0	0	0	0	0	1	0	0	0	2
										음식물류폐기물	1	0	1	0	0	0	0	0	0	0	0	0	0
										사업장배출계	0	0	0	0	0	0	0	0	0	0	0	0	0
	경제청	생활	㈜동우환경	연수제2006-8호	최등자	연수구	032-817-0552	7,001	용도	생활폐기물	5		2						1				2
										음식물류폐기물	1		1										
										사업장배출계	0												
광주	소계		80 업체					569,880	용도	총계	523	92	155	62	0	0	16	59	58	3	0	61	17
										생활폐기물	255	24	117	42	0	0	0	26	28	0	0	11	7
										음식물류폐기물	87	42	29	0	0	0	16	0	0	0	0	0	0
										사업장배출계	181	26	9	20	0	0	0	33	30	3	0	50	10
	동구계		5 업체					15,861	용도	생활폐기물	19	0	11	0	0	0	0	0	1	0	0	0	7
										음식물류폐기물	7	7	0	0	0	0	0	0	0	0	0	0	0
										사업장배출계	13	0	3	1	0	0	0	5	3	0	0	1	0
	동구	생활/사업장	광주미화	1998-1 (1998.07.29)	박재현	남문로 286(내남동)	062)234-0973	15,559	용도	생활폐기물	19		11						1				7
										음식물류폐기물	7	7											
										사업장배출계	2		2										
		사업장	㈜보강	2012-01 (2012.02.03)	박찬호	금남로 162(금남로5가)	062)451-9966	134	용도	생활폐기물	0												
										음식물류폐기물	0												
										사업장배출계	2							1				1	
		사업장	㈜두리환경	2013-2 (2013.12.02)	송병기	동명로 36(동명동)	062)225-1007	0	용도	생활폐기물	0												
										음식물류폐기물	0												
										사업장배출계	3		1					1	1				
		사업장	㈜금호환경	2011-15 (2011.03.11)	조정란	소태길 70(소태동)	062)224-5959	0	용도	생활폐기물	0												
										음식물류폐기물	0												
										사업장배출계	3			1					2				
		사업장	디에스푸드㈜	2008-1 (2008.09.09)	정병선	충장로46번길 7-1(충장로4가)	062)233-0348	168	용도	생활폐기물	0												
										음식물류폐기물	0												
										사업장배출계	3							3					
	서구계		9 업체					102,245	용도	생활폐기물	34	0	24	1	0	0	0	4	2	0	0	3	0
										음식물류폐기물	21	21	0	0	0	0	0	0	0	0	0	0	0
										사업장배출계	8	0	0	1	0	0	0	2	5	0	0	0	0
	서구	사업장	㈜명성환경	1998-14 (1998.6.18)	홍기석,원남희	매월1로 50-4(매월동 621-27)	675-4200	2,904	용도	생활폐기물	0												
										음식물류폐기물	0												
										사업장배출계	2								2				
		사업장	나로환경	2013-2 (2013.4.16)	김석환	풍서좌로99(매월동,203호)	376-3060	실적없음	용도	생활폐기물	0												
										음식물류폐기물	0												
										사업장배출계	2			1				1					
		사업장	유성환경㈜	2013-9 (2013.10.31)	임이정	매월2로 53 산업용재유통센터(매월동, 7동 208호)	385-4360	132	용도	생활폐기물	0												
										음식물류폐기물	0												
										사업장배출계	2								2				
		생활/사업장	㈜세진산업	2007-34 (2007.7.24)	오진영	시청로 41(치평동 1238-1)대우디오빌 1616	383-9003	3,534	용도	생활폐기물	8		4					3	1				
										음식물류폐기물	0												
										사업장배출계	2							1	1				
		생활	㈜만수환경	2011-1 (2011.10.31)	김상돈	하남대로 550번길 19-13(동천동 141)	513-3812	76	용도	생활폐기물	3			1					1			1	
										음식물류폐기물	0												
										사업장배출계	0												

구분		허가대상 폐기물	업체명	등록·관리번호 (승인·허가일)	대표자	소재지	전화번호	2013년 처리량 (톤/년)	수집·운반 차량 현황															
시도	시군구								총계 (대)			밀폐식 차량 (대)	운반용 압착·압축 차량(대)	기계식 상차장치 부착차량 (대)	수거·교반 차량(대)	발효 차량(대)	탱크 로리(대)	카고 트럭(대)	암롤 트럭(대)	컨테이너 트럭(대)	버켓 로더(대)	덤프 트럭(대)	기타(대)
광주	서구	생활	대한자원개발㈜	2012-1 (2012.3.22)	박형욱	상무대로 1162(농성동. KT&G 3층)	351-2800	실적없음	용도	생활폐기물	3		1					1				1	
										음식물류폐기물	0												
										사업장배출계	0												
		생활	㈜아주환경	2013-7 (2013.7.16)	김대정	치평로63(치평동)	384-2286	7,966	용도	생활폐기물	0												
										음식물류폐기물	3	3											
										사업장배출계	0												
		생활	남도자원화	2012-1 (2012.3.24)	김현웅	치평로124(치평동, 케이원오피스타운 801호)	385-0255	8,641	용도	생활폐기물	0												
										음식물류폐기물	3	3											
										사업장배출계	0												
		생활	주)환경공사	2013-8 (2013.8.16)	정진환	서구 매월동621-8	062)373-2900	78,992	용도	생활폐기물	20		19									1	
										음식물류폐기물	15	15											
										사업장배출계	0												
	남구계		6 업체					152,456	용도	생활폐기물	27	0	19	0	0	0	0	0	0	0	0	8	0
										음식물류폐기물	16	0	0	0	0	0	16	0	0	0	0	0	0
										사업장배출계	18	0	5	0	0	0	0	0	2	0	0	11	0
	남구	생활	㈜성주환경	2009-2 (2009.7.15)	염민섭	양과동816-24	655-9551	23,343	용도	생활폐기물	5		5										
										음식물류폐기물	5						5						
										사업장배출계	0												
		생활	신궁산업㈜	2009-1 (2009.7.10)	김용연	송하동566-2	651-4564	23,016	용도	생활폐기물	6		6										
										음식물류폐기물	6						6						
										사업장배출계	0												
		생활/사업장	(주)광주서석공사	1995-1(1995.2.22) 2010-1(2010.5.10)	장호준	송하동250-8	674-2102	2,671	용도	생활폐기물	3		3										
										음식물류폐기물	3						3						
										사업장배출계	2		2										
		생활/사업장	(주)지구환경서비스	2000-6(2000.10.10) 2004-8(2004.6.8)	노광직	송하동251-3	675-1247	4,067	용도	생활폐기물	3		3										
										음식물류폐기물	0												
										사업장배출계	3		3										
		생활/사업장	자연환경(유)	2002-1(2002.1.4) 2008-5(2008.12.22)	이승용외1명	송하동251-3	674-2060	82,516	용도	생활폐기물	5		2									3	
										음식물류폐기물	2						2						
										사업장배출계	11											11	
		생활/사업장	㈜중경	2008-2(2008.3.4) 2008-3(2008.3.4)	김재열	주월동1275-1무진상가85호	672-9336	16,843	용도	생활폐기물	5											5	
										음식물류폐기물	0												
										사업장배출계	2								2				
	북구계		15 업체					134,809	용도	생활폐기물	65	4	29	14	0	0	0	13	5	0	0	0	0
										음식물류폐기물	14	14	0	0	0	0	0	0	0	0	0	0	0
										사업장배출계	24	0	1	0	0	0	0	12	4	3	0	4	0
	북구	생활/사업장	㈜금광공사	북구 제1호(1988.10.01) 북구 제5호(2000.12.22) 북구 제9호(2002.07.25)	김환국	불태1로 8(대촌동)	971-0243	94,170	용도	생활폐기물	32	0	23	2	0	0	0	6	1	0	0	0	0
										음식물류폐기물	14	14	0	0	0	0	0	0	0	0	0	0	0
										사업장배출계	2	0	1	0	0	0	0	0	1	0	0	0	0
		사업장	㈜대명운수	북구 제2호(1998.12.24)	허준	동문대로 280(각화동)	262-5581	0	용도	생활폐기물	0	0	0	0	0	0	0	0	0	0	0	0	0
										음식물류폐기물	0	0	0	0	0	0	0	0	0	0	0	0	0
										사업장배출계	3	0	0	0	0	0	0	3	0	0	0	0	0
		사업장	동아유지	북구 제8호(2001.07.30)	노병완	양일로 190(양산동)	571-2003	1,175	용도	생활폐기물	0	0	0	0	0	0	0	0	0	0	0	0	0
										음식물류폐기물	0	0	0	0	0	0	0	0	0	0	0	0	0
										사업장배출계	2	0	0	0	0	0	0	2	0	0	0	0	0
		생활/사업장	㈜광성화물	북구 제14호(2006.01.16) 북구 제23호(2009.08.19)	박동호	동문대로 280(각화동)	266-2700	2,110	용도	생활폐기물	3	1	0	1	0	0	0	1	0	0	0	0	0
										음식물류폐기물	0	0	0	0	0	0	0	0	0	0	0	0	0
										사업장배출계	3	0	0	0	0	0	0	0	0	3	0	0	0
		사업장	코리아상사	북구 제15호(2007.05.29)	나진수	무등로 68-7(임동)	571-1955	4,307	용도	생활폐기물	0	0	0	0	0	0	0	0	0	0	0	0	0
										음식물류폐기물	0	0	0	0	0	0	0	0	0	0	0	0	0
										사업장배출계	3	0	0	0	0	0	0	3	0	0	0	0	0
		생활	㈜무등자원	북구 제20호(2009.06.25)	임옥자	동배들길 33(동림동)	228-5347	1,545	용도	생활폐기물	9	1	0	3	0	0	0	5	0	0	0	0	0
										음식물류폐기물	0	0	0	0	0	0	0	0	0	0	0	0	0
										사업장배출계	0	0	0	0	0	0	0	0	0	0	0	0	0
		사업장	㈜동원통운	북구 제21호(2009.07.30)	백종일	서하로 104(매곡동)	531-0900	0	용도	생활폐기물	0	0	0	0	0	0	0	0	0	0	0	0	0
										음식물류폐기물	0	0	0	0	0	0	0	0	0	0	0	0	0
										사업장배출계	2	0	0	0	0	0	0	0	0	0	0	2	0

구분		허가대상 폐기물	업체명	등록·관리번호 (승인·허가일)	대표자	소재지	전화번호	2013년 처리량 (톤/년)	수집·운반 차량 현황														
시도	시군구								총계 (대)			밀폐식 차량 (대)	운반용 압착·압축 차량(대)	기계식 상차장치 부착차량 (대)	수거·교반 차량(대)	발효 차량(대)	탱크 로리(대)	카고 트럭(대)	암롤 트럭(대)	컨테이너 트럭(대)	버켓 로더(대)	덤프 트럭(대)	기타(대)
광주	북구	생활	㈜녹색환경	북구 제26호(2009.09.17)	이락진	하서로523번길 89(용두동)	268-0041	145	용도	생활폐기물	4	1	2	1	0	0	0	0	0	0	0	0	0
										음식물류폐기물	0	0	0	0	0	0	0	0	0	0	0	0	0
										사업장배출계	0	0	0	0	0	0	0	0	0	0	0	0	0
		생활/사업장	거부환경	북구 제27호(2009.11.03) 북구 제46호(2013.08.06)	박정순	동림동 701-1	514-6760	855	용도	생활폐기물	3	0	0	2	0	0	0	0	1	0	0	0	0
										음식물류폐기물	0	0	0	0	0	0	0	0	0	0	0	0	0
										사업장배출계	0	0	0	0	0	0	0	0	0	0	0	0	0
		생활	㈜덕유환경개발	북구 제28호(2010.12.23)	이이균	저불로31번길 84(용봉동)	531-0000	698	용도	생활폐기물	4	0	1	1	0	0	0	0	2	0	0	0	0
										음식물류폐기물	0	0	0	0	0	0	0	0	0	0	0	0	0
										사업장배출계	0	0	0	0	0	0	0	0	0	0	0	0	0
		생활	㈜조은환경	북구 제30호(2012.01.19)	송재윤	경양로119번길 18(신안동		0	용도	생활폐기물	3	1	0	2	0	0	0	0	0	0	0	0	0
										음식물류폐기물	0	0	0	0	0	0	0	0	0	0	0	0	0
										사업장배출계	0	0	0	0	0	0	0	0	0	0	0	0	0
		생활/사업장	세운환경	북구 제36호(2012.08.10) 북구 제37호(2012.08.10)	이맹호	임방울대로979(신용동)	267-2400	29,289	용도	생활폐기물	4	0	1	2	0	0	0	0	1	0	0	0	0
										음식물류폐기물	0	0	0	0	0	0	0	0	0	0	0	0	0
										사업장배출계	5	0	0	0	0	0	0	2	3	0	0	0	0
		생활	만복환경	북구 제39호(2013.02.04)	김태남	동문대로100번길 23(두암동)	673-5177	515	용도	생활폐기물	3	0	2	0	0	0	0	1	0	0	0	0	0
										음식물류폐기물	0	0	0	0	0	0	0	0	0	0	0	0	0
										사업장배출계	0	0	0	0	0	0	0	0	0	0	0	0	0
		사업장	국보운수	북구 제40호(2013.03.26)	박성준	동문대로 280(각화동)	267-2400	0	용도	생활폐기물	0	0	0	0	0	0	0	0	0	0	0	0	0
										음식물류폐기물	0	0	0	0	0	0	0	0	0	0	0	0	0
										사업장배출계	2	0	0	0	0	0	0	2	0	0	0	0	0
		사업장	㈜에코제네텍	북구 제47호(2013.10.07)	임태진	서림로 125(임동)	564-2566	0	용도	생활폐기물	0	0	0	0	0	0	0	0	0	0	0	0	0
										음식물류폐기물	0	0	0	0	0	0	0	0	0	0	0	0	0
										사업장배출계	2	0	0	0	0	0	0	0	0	0	0	2	0
	광산구계		45 업체					164,508	용도	생활폐기물	110	20	34	27	0	0	0	9	20	0	0	0	0
										음식물류폐기물	29	0	29	0	0	0	0	0	0	0	0	0	0
										사업장배출계	118	26	0	18	0	0	0	14	16	0	0	34	10
	광산구	생활	(합)송광미화	제4호 (1997.03.20)	전영천	평동로971	944-6565	0	용도	생활폐기물	9	3	6	0	0	0	0	0	0	0	0	0	0
										음식물류폐기물	6	0	6	0	0	0	0	0	0	0	0	0	0
										사업장배출계	0	0	0	0	0	0	0	0	0	0	0	0	0
		생활	(합)해성미화	제1-2호 (2000.12.04)	장형식	하남동 470	951-8941	2,929	용도	생활폐기물	9	1	8	0	0	0	0	0	0	0	0	0	0
										음식물류폐기물	6	0	6	0	0	0	0	0	0	0	0	0	0
										사업장배출계	0	0	0	0	0	0	0	0	0	0	0	0	0
		생활	(합)해연미화	제1-11호 (2007.08.28)	장종수	하남동 34-1	952-8941	1,009	용도	생활폐기물	5	2	3	0	0	0	0	0	0	0	0	0	0
										음식물류폐기물	4	0	4	0	0	0	0	0	0	0	0	0	0
										사업장배출계	0	0	0	0	0	0	0	0	0	0	0	0	0
		생활	보광환경	제1-29호 (2012.12.18)	염이기	무진대로 326-34(우산동)	941-9450	856	용도	생활폐기물	4	2	2	0	0	0	0	0	0	0	0	0	0
										음식물류폐기물	3	0	3	0	0	0	0	0	0	0	0	0	0
										사업장배출계	0	0	0	0	0	0	0	0	0	0	0	0	0
		생활	클린광산협동조합	제1-30호 (2012.12.28)	신영훈	월곡로 56(월곡동)	951-8444	974	용도	생활폐기물	3	1	2	0	0	0	0	0	0	0	0	0	0
										음식물류폐기물	3	0	3	0	0	0	0	0	0	0	0	0	0
										사업장배출계	0	0	0	0	0	0	0	0	0	0	0	0	0
		생활	고려환경산업	제05-3호 (2005.02.19)	곽명구	대산동 515	943-9887	506	용도	생활폐기물	6	0	2	2	0	0	0	0	2	0	0	0	0
										음식물류폐기물	0	0	0	0	0	0	0	0	0	0	0	0	0
										사업장배출계	0	0	0	0	0	0	0	0	0	0	0	0	0
		생활	송광미화	제4호 (2005.02.25)	최귀숙	장록동 50-28	944-8001	570	용도	생활폐기물	6		1	2					3				
										음식물류폐기물	0												
										사업장배출계	0												
		생활	신흥자원㈜	제1-10호 (2008.06.10)	최한호	신창동 1089-1	955-3377	2,613	용도	생활폐기물	8		1	5				1	1				
										음식물류폐기물	4		4										
										사업장배출계	0												
		생활	㈜그린피아	제1-20호 (2010.09.09)	민성철	반원안길 7(신창동)	953-4000	12,346	용도	생활폐기물	6		1						5				
										음식물류폐기물	0												
										사업장배출계	0												
		생활	(유)대동자원	제1-24호 (2011.11.11)	국예숙	임방울대로825번길 22-15(쌍암동)	971-6922	730	용도	생활폐기물	0												
										음식물류폐기물	3		3										
										사업장배출계	0												

구분		허가대상 폐기물	업체명	등록·관리번호 (승인·허가일)	대표자	소재지	전화번호	2013년 처리량 (톤/년)	수집·운반 차량 현황														
시도	시군구								총계 (대)			밀폐식 차량 (대)	운반용 압착·압축 차량(대)	기계식 상차장치 부착차량 (대)	수거·교반 차량(대)	발효 차량(대)	탱크 로리(대)	카고 트럭(대)	암롤 트럭(대)	컨테이너 트럭(대)	버켓 로더(대)	덤프 트럭(대)	기타(대)
광주	광산구	생활	영풍타이어	제1-23호 (2011.07.25.)	박송규	목련로 270(운남동)	955-4332	401	용도	생활폐기물	8			4				4					
										음식물류폐기물	0												
										사업장배출계	0												
		생활	낙원유지	제1-26호 (2012.01.04.)	반영진	신흥동길 19-1(신촌동)	941-6272		용도	생활폐기물	3	2						1					
										음식물류폐기물	0												
										사업장배출계	0												
		생활/사업장	근영환경	제2-1호 (2013.01.02)	김근영	도천북길59(도천동)	974-3445	113	용도	생활폐기물	0												
										음식물류폐기물	0												
										사업장배출계	2			1					1				
		생활/사업장	광주유지	제1-32호 (2013.05.16)	임용완	송촌길79번길 47(송촌동)	945-4569	270	용도	생활폐기물	2			2									
										음식물류폐기물	0												
										사업장배출계	0												
		생활/사업장	㈜청하환경산업	제1-9호 (2007.12.13)	김현석	용동 671-4	374-9996	5,214	용도	생활폐기물	5		2	1				2					
										음식물류폐기물	0												
										사업장배출계	0												
		생활/사업장	㈜우주환경	제1-14호 (2008.11.25)	황용연	송학동 839-4	954-2095	236	용도	생활폐기물	3			1					2				
										음식물류폐기물	0												
										사업장배출계	0												
		생활/사업장	㈜무진환경기술	제1-15호 (2009.03.18)	박민철	도천동 373-10	959-0082	1,828	용도	생활폐기물	3		1	1					1				
										음식물류폐기물	0												
										사업장배출계	0												
		생활/사업장	㈜대림산업	제1-18호 (2009.08.04)	박종식	오선동 270-27	955-0017	1,670	용도	생활폐기물	3	0	1	1	0	0	0	0	1	0	0	0	0
										음식물류폐기물	0	0	0	0	0	0	0	0	0	0	0	0	0
										사업장배출계	2	0	0	0	0	0	0	2	0	0	0	0	0
		생활/사업장	㈜빛고을환경	제09-6호 (2009.12.29)	정금례	도천동 277-18	954-7600	4,359	용도	생활폐기물	3			1				1	1	0	0	0	0
										음식물류폐기물	0									0	0	0	0
										사업장배출계	0									0	0	0	0
		생활/사업장	㈜극동환경	제1-21호 (2010.10.25)	김용곤	북문대로 629-16(수완동)	959-1812	1,868	용도	생활폐기물	3		2	1						0	0	0	0
										음식물류폐기물	0									0	0	0	0
										사업장배출계	0									0	0	0	0
		생활/사업장	㈜삼삼로지스	제1-25호 (2011.11.19)	정무일	사암로 800(도천동)	952-6011	3,139	용도	생활폐기물	8	8	0	0	0	0	0	0	0	0	0	0	0
										음식물류폐기물	0	0	0	0	0	0	0	0	0	0	0	0	0
										사업장배출계	14	14	0	0	0	0	0	0	0	0	0	0	0
		생활/사업장	㈜에이지엠환경자원	제1-27호 (2012.03.08)	안구명	도천남길 38-20(도천동)	971-8600	1,507	용도	생활폐기물	3		1	1					1	0	0	0	0
										음식물류폐기물	0									0	0	0	0
										사업장배출계	0									0	0	0	0
		생활/사업장	㈜형동산업환경	제07-9호 (2007.08.06)	윤명식	도천남길 38-20(도천동)	954-6300	40	용도	생활폐기물	3	0	0	2	0	0	0	0	1	0	0	0	0
										음식물류폐기물	0	0	0	0	0	0	0	0	0	0	0	0	0
										사업장배출계	2	0	0	1	0	0	0	0	1	0	0	0	0
		생활/사업장	㈜삼성개발산업	제1-19호 (2010.04.02)	김재열	동림동 33	942-8582	5,045	용도	생활폐기물	3	0	0	1	0	0	0	0	2	0	0	0	0
										음식물류폐기물	0	0	0	0	0	0	0	0	0	0	0	0	0
										사업장배출계	3	0	0	0	0	0	0	0	3	0	0	0	0
		생활/사업장	㈜대호환경	제05-07호 (2005.05.31)	장성욱	하남동 473	951-7684	3,709	용도	생활폐기물	4	1	1	2	0	0	0	0	0	0	0	0	0
										음식물류폐기물	0	0	0	0	0	0	0	0	0	0	0	0	0
										사업장배출계	3	0	0	1	0	0	0	0	2	0	0	0	0
		사업장	㈜무등환경	제2-18호 (2005.06.08)	박기종	소촌동 97-1	946-0100	14,145	용도	생활폐기물	0	0	0	0	0	0	0	0	0	0	0	0	0
										음식물류폐기물	0	0	0	0	0	0	0	0	0	0	0	0	0
										사업장배출계	2	0	0	0	0	0	0	0	2	0	0	0	0
		사업장	㈜정우화학	제05-03호 (2005.07.21)	위석량	하남동 505-7	951-8895	2,950	용도	생활폐기물	0	0	0	0	0	0	0	0	0	0	0	0	0
										음식물류폐기물	0	0	0	0	0	0	0	0	0	0	0	0	0
										사업장배출계	5	0	0	1	0	0	0	4	0	0	0	0	0
		사업장	㈜대건운송	제2-20호 (2005.08.17)	기윤서	도천동 628-1	951-5420	43,889	용도	생활폐기물	0	0	0	0	0	0	0	0	0	0	0	0	0
										음식물류폐기물	0	0	0	0	0	0	0	0	0	0	0	0	0
										사업장배출계	10	10	0	0	0	0	0	0	0	0	0	0	0
		사업장	(유)초록환경	제2-3호 (2013.05.30)	김철완	신창로8-18	954-8272	68	용도	생활폐기물	0	0	0	0	0	0	0	0	0	0	0	0	0
										음식물류폐기물	0	0	0	0	0	0	0	0	0	0	0	0	0
										사업장배출계	2	0	0	1	0	0	0	0	1	0	0	0	0

구분		허가대상 폐기물	업체명	등록·관리번호 (승인·허가일)	대표자	소재지	전화번호	2013년 처리량 (톤/년)	수집·운반 차량 현황														
시도	시군구								총계 (대)			밀폐식 차량 (대)	운반용 압착·압축 차량(대)	기계식 상차장치 부착차량 (대)	수거·교반 차량(대)	발효 차량(대)	탱크 로리(대)	카고 트럭(대)	암롤 트럭(대)	컨테이너 트럭(대)	버켓 로더(대)	덤프 트럭(대)	기타(대)
광주	광산구	사업장	㈜해주운송	제11-04호 (2011.05.16.)	정명옥	도천남길 21(도천동)	962-8204	0	용도	생활폐기물	0	0	0	0	0	0	0	0	0	0	0	0	0
										음식물류폐기물	0	0	0	0	0	0	0	0	0	0	0	0	0
										사업장배출계	14	0	0	0	0	0	0	0	0	0	0	14	0
		사업장	신흥통운㈜	제11-06호 (2011.08.24)	이순덕	북문대로420번길 150(신창동)	955-3377	1,453	용도	생활폐기물	0	0	0	0	0	0	0	0	0	0	0	0	0
										음식물류폐기물	0	0	0	0	0	0	0	0	0	0	0	0	0
										사업장배출계	2	0	0	0	0	0	0	0	2	0	0	0	0
		사업장	금광환경산업개발	제11-07호 (2011.11.03.)	신학미	어등대로 573(운수동)	942-9920	0	용도	생활폐기물	0	0	0	0	0	0	0	0	0	0	0	0	0
										음식물류폐기물	0	0	0	0	0	0	0	0	0	0	0	0	0
										사업장배출계	2	0	0	2	0	0	0	0	0	0	0	0	0
		사업장	케이지환경	제12-01호 (2012.01.25.)	왕조란	산월로 41번길 7-3(월계동)		5,109	용도	생활폐기물	0	0	0	0	0	0	0	0	0	0	0	0	0
										음식물류폐기물	0	0	0	0	0	0	0	0	0	0	0	0	0
										사업장배출계	2	1	0	0	0	0	0	0	0	0	0	1	0
		사업장	내포산업㈜	제12-04호 (2012.03.22.)	박미자	장신로 31, 3층(장덕동, 서교빌딩)	952-1256~7	37,068	용도	생활폐기물	0	0	0	0	0	0	0	0	0	0	0	0	0
										음식물류폐기물	0	0	0	0	0	0	0	0	0	0	0	0	0
										사업장배출계	6	1	0	0	0	0	0	0	0	0	0	5	0
		사업장	(유)흑석철강	제12-06호 (2012.10.22.)	김홍관	하남산단10번로 132(안청동)	953-4666	0	용도	생활폐기물	0	0	0	0	0	0	0	0	0	0	0	0	0
										음식물류폐기물	0	0	0	0	0	0	0	0	0	0	0	0	0
										사업장배출계	3	0	0	3	0	0	0	0	0	0	0	0	0
		사업장	㈜전라자원	제12-07호 (2012.11.19.)	박이훈	하남산단10번로 115-20(안청동)	952-3491	0	용도	생활폐기물	0	0	0	0	0	0	0	0	0	0	0	0	0
										음식물류폐기물	0	0	0	0	0	0	0	0	0	0	0	0	0
										사업장배출계	2	0	0	2	0	0	0	0	0	0	0	0	0
		사업장	㈜크린환경산업	제2-8호 (2002.04.24.)	박종순	삼도봉학길 42(송학동)	943-4700	0	용도	생활폐기물	0	0	0	0	0	0	0	0	0	0	0	0	0
										음식물류폐기물	0	0	0	0	0	0	0	0	0	0	0	0	0
										사업장배출계	2	0	0	2	0	0	0	0	0	0	0	0	0
		사업장	㈜송대환경	제2-9호 (2002.09.17.)	김옥녀	동곡로194번길 137(유계동)	944-0930	190	용도	생활폐기물	0	0	0	0	0	0	0	0	0	0	0	0	0
										음식물류폐기물	0	0	0	0	0	0	0	0	0	0	0	0	0
										사업장배출계	2	0	0	2	0	0	0	0	0	0	0	0	0
		사업장	일성환경	제2-26호 (2006.05.26.)	이정호	고봉로 126-21(하남동)	954-4959	0	용도	생활폐기물	0	0	0	0	0	0	0	0	0	0	0	0	0
										음식물류폐기물	0	0	0	0	0	0	0	0	0	0	0	0	0
										사업장배출계	3	0	0	0	0	0	0	3	0	0	0	0	0
		사업장	대운비철	제08-2호 (2008.02.27)	안만선	사암로106번길 124(우산동)	433-3248	0	용도	생활폐기물	0	0	0	0	0	0	0	0	0	0	0	0	0
										음식물류폐기물	0	0	0	0	0	0	0	0	0	0	0	0	0
										사업장배출계	3	0	0	0	0	0	0	3	0	0	0	0	0
		사업장	㈜면경	제2-27호 (2010.09.24.)	서덕만	어등대로648번안길 11(선암동)	456-2996	0	용도	생활폐기물	0	0	0	0	0	0	0	0	0	0	0	0	0
										음식물류폐기물	0	0	0	0	0	0	0	0	0	0	0	0	0
										사업장배출계	14	0	0	0	0	0	0	0	0	0	0	14	0
		사업장	(유)남양통운	제11-05호 (2011.07.25.)	이설규	사암로 764-29(도천동)	962-2020	0	용도	생활폐기물	0	0	0	0	0	0	0	0	0	0	0	0	0
										음식물류폐기물	0	0	0	0	0	0	0	0	0	0	0	0	0
										사업장배출계	10	0	0	0	0	0	0	0	0	0	0	0	10
		사업장	국토환경㈜	제12-05호 (2012.05.31.	곽영대	북문대로 363-86(신창동)	961-9097	30	용도	생활폐기물	0	0	0	0	0	0	0	0	0	0	0	0	0
										음식물류폐기물	0	0	0	0	0	0	0	0	0	0	0	0	0
										사업장배출계	2	0	0	0	0	0	0	0	2	0	0	0	0
		사업장	㈜영진물류	제2-14호 (2004.10.01.)	이기영	하남산단3번로 137(장덕동)	955-9988	435	용도	생활폐기물	0	0	0	0	0	0	0	0	0	0	0	0	0
										음식물류폐기물	0	0	0	0	0	0	0	0	0	0	0	0	0
										사업장배출계	2	0	0	0	0	0	0	0	2	0	0	0	0
		사업장	남영타이어	제09-2호 (2009.05.12)	남정호, 김봉화	지로길 76-4(지죽동)	946-2250	7,240	용도	생활폐기물	0	0	0	0	0	0	0	0	0	0	0	0	0
										음식물류폐기물	0	0	0	0	0	0	0	0	0	0	0	0	0
										사업장배출계	4	0	0	2	0	0	0	2	0	0	0	0	0
대전	소계		61 업체					445,846	용도	총계	316	34	78	33	1	0	4	35	36	57	2	7	29
										생활폐기물	181	15	70	21	0	0	2	28	7	25	0	4	9
										음식물류폐기물	44	14	7	3	1	0	0	0	0	0	0	0	19
										사업장배출계	91	5	1	9	0	0	2	7	29	32	2	3	1
	동구계		4 업체					15,877	용도	생활폐기물	3	1	1	1	0	0	0	0	0	0	0	0	0
										음식물류폐기물	0	0	0	0	0	0	0	0	0	0	0	0	0
										사업장배출계	5	1	1	1	0	0	0	2	0	0	0	0	0
	동구	사업장	우리환경㈜	제2003-1호 (2012. 2.18)	조영일	대전광역시 동구 옥천로176번길 15-4 (판암동)	042-273-7482	15,611	용도	생활폐기물	3	1	1	1									
										음식물류폐기물	0												
										사업장배출계	0												

구분		허가대상 폐기물	업체명	등록·관리번호 (승인·허가일)	대표자	소재지	전화번호	2013년 처리량 (톤/년)	수집·운반 차량 현황														
시도	시군구								총계 (대)			밀폐식 차량 (대)	운반용 압착·압축 차량(대)	기계식 상차장치 부착차량 (대)	수거·교반 차량(대)	발효 차량(대)	탱크 로리(대)	카고 트럭(대)	암롤 트럭(대)	컨테이너 트럭(대)	버켓 로더(대)	덤프 트럭(대)	기타(대)
대전	동구	사업장	우리환경㈜	제2013-1호 (2013. 6.20)	조영일	대전광역시 동구 옥천로176번길 15-4 (판암동)	042-273-7482	14	용도	생활폐기물	0												
										음식물류폐기물	0												
										사업장배출계	2							2					
		사업장	청해환경개발	제2009-1호 (2009.11.7)	권중열	대전광역시 동구 계족로 344 (성남동)	042-631-2513	252	용도	생활폐기물	0												
										음식물류폐기물	0												
										사업장배출계	0												
		사업장	동구환경산업	제2012-1호 (2012. 4. 3)	유철용	대전광역시 동구 대봉길 17 (대동)	042-282-6181	0	용도	생활폐기물	0												
										음식물류폐기물	0												
										사업장배출계	3	1	1	1									
	중구계		12 업체					10,917	용도	생활폐기물	103	3	63	12	0	0	0	15	2	5	0	0	3
										음식물류폐기물	32	7	4	2	0	0	0	0	0	0	0	0	19
										사업장배출계	5	0	0	3	0	0	0	0	2	0	0	0	0
	중구	생활	대전도시환경산업 광산기업㈜	제2호 (1998.12.24)	김용욱	중구 유등천동로 688(중촌동)	226-2662	564	용도	생활폐기물	18			2				15	1				
										음식물류폐기물	0												
										사업장배출계	0												
		생활	대전도시공사	제6호 (1993.08.05)	홍인의	중구 중앙로 118(대흥동)	250-0600	283	용도	생활폐기물	72		61	6					1	1			3
										음식물류폐기물	25	3	3										19
										사업장배출계	0												
		생활	충대환경	제5호 (2009.06.05)	변외석	중구 천근로 13-2(문화동)	581-1193	267	용도	생활폐기물	0												
										음식물류폐기물	3	2		1									
										사업장배출계	0												
		생활	㈜세경	제35호 (2003.05.28)	이기영	중구 대종로 704번길 65(중촌동)	255-4247	747	용도	생활폐기물	4	1	1	2									
										음식물류폐기물	0												
										사업장배출계	0												
		생활	충대환경	제47호 (2007.05.16)	변외석	중구 천근로 13-2(문화동)	581-1193	269	용도	생활폐기물	0												
										음식물류폐기물	4	2	1	1									
										사업장배출계	0												
		생활	세계자원	제60호 (2010.04.09)	박준범	중구 유등천동로 634(용두동)	256-2280	5	용도	생활폐기물	3	1	1	1									
										음식물류폐기물	0												
										사업장배출계	0												
		사업장	성효유지(유)	제9호 (1998.05.25)	성정관	안영동 651-1	586-2224	3,170	용도	생활폐기물	0												
										음식물류폐기물	0												
										사업장배출계	3			3									
		생활	성효유지(유)	제2014-1호 (2014.01.03)	성정관	안영동 651-1	586-2225	547	용도	생활폐기물	6	1		1						4			
										음식물류폐기물	0												
										사업장배출계	0												
		사업장	창대환경	제21호 (2001.05.14)	송완용	중구 태평로 35 214동 701호(태평동, 버드내아파트)	524-4348	5,036	용도	생활폐기물	0												
										음식물류폐기물	0												
										사업장배출계	2								2				
		사업장	남일기업	제32호 (2002.11.02)	이남모	석교동 99-17	272-0330	11	용도	생활폐기물	0												
										음식물류폐기물	0												
										사업장배출계	2			2									
		생활	(주)천지자원	제54호 (2008.01.21)	임종득	중구 유등천동로 720(중촌동)	636-5112	18	용도	생활폐기물	3	1	1	1									
										음식물류폐기물	0												
										사업장배출계	0												
		사업장	천지자원	제48호 (2007.07.12)	박영선	중구 유등천동로 720(중촌동)	223-4504	0	용도	생활폐기물	2			2									
										음식물류폐기물	0												
										사업장배출계	0												
	서구계		9 업체					97,521	용도	생활폐기물	9	1	1	0	0	0	0	4	2	0	0	1	0
										음식물류폐기물	4	3	0	1	0	0	0	0	0	0	0	0	0
										사업장배출계	8	0	0	0	0	0	0	3	2	2	0	1	0
	서구	생활	청명씨앤㈜	제6호 (2010.03.08)	김재호	서구 둔산대로 117번길 66, 726호(만년동, 골드타워)	482-0990	4,688	용도	생활폐기물	0												
										음식물류폐기물	4	3		1									
										사업장배출계	0												
		생활	대신자원개발㈜	제2012-14호 (2012-12-21)	최한순	유등로 509-4(용문동)	042-583-7744	444	용도	생활폐기물	3		1					1	1				
										음식물류폐기물	0												
										사업장배출계	0												

구분		허가대상 폐기물	업체명	등록·관리번호 (승인·허가일)	대표자	소재지	전화번호	2013년 처리량 (톤/년)	수집·운반 차량 현황														
시도	시군구								총계 (대)			밀폐식 차량 (대)	운반용 압착·압축 차량(대)	기계식 상차장치 부착차량 (대)	수거·교반 차량(대)	발효 차량(대)	탱크 로리(대)	카고 트럭(대)	암롤 트럭(대)	컨테이너 트럭(대)	버켓 로더(대)	덤프 트럭(대)	기타(대)
대전	서구	생활	㈜크린텍	제2012-9호 (2012-08-01)	김진석	둔산대로 117번길44엑스포오피스텔1차301호(만년동)	042-524-9400	571	용도	생활폐기물	3	1						2					
										음식물류폐기물	0												
										사업장배출계	0												
		생활	하늘산업개발㈜	제2012-8호 (2012-08-28)	송수일	월평새뜸로4번길51(월평동)	042-472-9188	2,453	용도	생활폐기물	3							1	1			1	
										음식물류폐기물	0												
										사업장배출계	0												
		사업장	금강운수㈜	제2001-14호 (2001-03-07)	김학중	괴정로 100(괴정동)	042-525-5758	1,535	용도	생활폐기물	0												
										음식물류폐기물	0												
										사업장배출계	2							1		1			
		사업장	서광산업	제2010-1호 (2010-12-09)	박길하	도산로 198-2, 104호(변동)	042-581-7720	21,135	용도	생활폐기물	0												
										음식물류폐기물	0												
										사업장배출계	2								1			1	
		사업장	㈜주원	제2012-15호 (1999-11-08)	임한명	갈마중로 8번길 37(갈마동)	042-524-8300	46,375	용도	생활폐기물	0												
										음식물류폐기물	0												
										사업장배출계	4							2	1	1			
		사업장	㈜한국이앤티	제2008-9호 (2008-06-02)	조병철	우명길 733(우명동)	042-841-7268	18,787	용도	생활폐기물	0												
										음식물류폐기물	0												
										사업장배출계	3								2			1	
		사업장	미래환경	제2013-5호 (2013-09-10)	오규호	청사서로41,104동201호(백합아파트, 월평동)	042-521-9678	1,533	용도	생활폐기물	0												
										음식물류폐기물	0												
										사업장배출계	2						1						1
	유성구계		16 업체					151,856	용도	생활폐기물	28	0	0	0	0	0	2	0	0	20	0	1	5
										음식물류폐기물	8	4	3	0	1	0	0	0	0	0	0	0	0
										사업장배출계	34	2	0	0	0	0	0	0	0	30	2	0	0
	유성구	생활	㈜대청환경산업	제7호 (2010. 6. 11)	노형호	유성구 진잠로 102번길 53(원내동)	286-7273	4,629	용도	생활폐기물	0												
										음식물류폐기물	8	4	3		1								
										사업장배출계	0												
		사업장	㈜지구산업	02-01호 (2001.2.28)	신경자	유성구 금남구즉로 1359-22(봉산동)	933-5225	30,652	용도	생활폐기물	0												
										음식물류폐기물	0												
										사업장배출계	4									4			
		생활/사업장	유영산업㈜	08-02호 (2008.7.17)	류관석	유성구 관평1로 94-2(관평동)	934-6653	710	용도	생활폐기물	0												
										음식물류폐기물	0												
										사업장배출계	3									3			
		생활/사업장	유영산업㈜	08-03호 (2008.7.17)	류관석	유성구 관평1로 94-2(관평동)	934-6653	7,916	용도	생활폐기물	3									1			2
										음식물류폐기물	0												
										사업장배출계	0												
		사업장	(자)삼광통운	09-01호 (2009.6.1)	이창진	유성구 대정로 67(대정동)	546-3500	0	용도	생활폐기물	0												
										음식물류폐기물	0												
										사업장배출계	4	2									2		
		사업장	대전도시공사	10-01호 (2010.1.27)	사 장	유성구 불무로 186(금고동)	935-1398	5,291	용도	생활폐기물	0												
										음식물류폐기물	0												
										사업장배출계	2									2			
		사업장	㈜일승산업	10-05호 (2010.9.16)	이현태	유성구 온천북로 45(봉명동)	534-3668	12,066	용도	생활폐기물	0												
										음식물류폐기물	0												
										사업장배출계	4									4			
		생활	향우환경산업㈜유성	11-01호 (2011.3.3)	채정희	진잠로139번길 26, 201호(교촌동)	542-5074	491	용도	생활폐기물	7									7			
										음식물류폐기물	0												
										사업장배출계	0												
		생활	씨케이환경	11-02호 (2011.8.16)	이종상	유성대로 668번길 81(구암동)	636-8639	987	용도	생활폐기물	3												3
										음식물류폐기물	0												
										사업장배출계	0												
		생활	수성자원	사12-07호 (2012.12.12)	정경자	유성대로709번길 50(구암동)	822-4683	17	용도	생활폐기물	0												
										음식물류폐기물	0												
										사업장배출계	2									2			
		생활	시온이엔씨	사생13-04 (2013.12.17)	김동철	유성구 대학로 76번길 77-20(궁동)	823-1015	11	용도	생활폐기물	4						2			2			
										음식물류폐기물	0												
										사업장배출계	0												

구분		허가대상 폐기물	업체명	등록·관리번호 (승인·허가일)	대표자	소재지	전화번호	2013년 처리량 (톤/년)	수집·운반 차량 현황														
시도	시군구								총계 (대)			밀폐식 차량 (대)	운반용 압착·압축 차량(대)	기계식 상차장치 부착차량 (대)	수거·교반 차량(대)	발효 차량(대)	탱크 로리(대)	카고 트럭(대)	암롤 트럭(대)	컨테이너 트럭(대)	버켓 로더(대)	덤프 트럭(대)	기타(대)
대전	유성구	생활	(자)대신환경	제12-04호 (2010.11.17)	강성진	테크노3로 65(관평동)	936-9908	19,966	용도	생활폐기물	11									10		1	
										음식물류폐기물	0												
										사업장배출계	0												
		생활	(자)대신환경	제12-05호 (1999.10.08)	강성진	테크노3로 65(관평동)	936-9908	56,245	용도	생활폐기물	0												
										음식물류폐기물	0												
										사업장배출계	5									5			
		생활	㈜서림통운	사12-03호 (2012.11.19)	차성영	유성구 대정로 67(대정동)	543-1170	3,876	용도	생활폐기물	0												
										음식물류폐기물	0												
										사업장배출계	4									4			
		생활	참조은환경㈜	사12-01호 (2012.08.23)	류동현	테크노3로 65(관평동)	936-9906	8,896	용도	생활폐기물	0												
										음식물류폐기물	0												
										사업장배출계	4									4			
		생활	한솔환경산업	사베13-02호 (2006.12.26)	유종운	금남구즉로 1389-27(봉산동)	933-7115	103	용도	생활폐기물	0												
										음식물류폐기물	0												
										사업장배출계	2									2			
	대덕구계		20 업체					169,675	용도	생활폐기물	38	10	5	8	0	0	0	9	3	0	0	2	1
										음식물류폐기물	0	0	0	0	0	0	0	0	0	0	0	0	0
										사업장배출계	39	2	0	5	0	0	2	2	25	0	0	2	1
	대덕구	생활	거산환경	02-04 (2002.08.08)	이옥자	갑천도시고속도로 717(상서동)	931-0147	2,812	용도	생활폐기물	3	1						1	1				
										음식물류폐기물	0												
										사업장배출계	0												
		생활/사업장	(유)세광	06-01 (2006.01.13)	박종현	아리랑로55번길 52(신대동)	625-9211	49,322	용도	생활폐기물	3	1	1	1									
										음식물류폐기물	0												
										사업장배출계	9								9				
		생활/사업장	(주)동서	07-05 (2007.07.10)	남용호	송촌북로5번길 24-15(중리동)	633-8293	4,124	용도	생활폐기물	5	4											1
										음식물류폐기물	0												
										사업장배출계	2	1										1	
		생활	(주)재향사업소	10-01 (2008.11.07)	강정오	대화로139번길 33(대화동)	254-0541	0	용도	생활폐기물	4	1	3										
										음식물류폐기물	0												
										사업장배출계	0												
		생활	대명자원	11-04 (2011.10.11)	안복임	신탄진로81번길 7-20(연축동)	622-0122	51	용도	생활폐기물	2	1		1									
										음식물류폐기물	0												
										사업장배출계	0												
		생활	곰두리자원	11-05 (2011.10.18)	남택연	대덕대로1486번길 5(목상동)	935-2662	0	용도	생활폐기물	2	1		1									
										음식물류폐기물	0												
										사업장배출계	0												
		생활/사업장	(주)대림환경산업	17 (1995.11.16)	배대식	덕암북로72번길 37(덕암동)	639-5400	7,884	용도	생활폐기물	3	1	1	1									
										음식물류폐기물	0												
										사업장배출계	4			1					3				
		사업장	동양산업(주)	72 (1997.04.04)	장용걸	갑천도시고속도로 717(상서동)	931-0145	103	용도	생활폐기물	0												
										음식물류폐기물	0												
										사업장배출계	2			1									1
		사업장	(주)백로환경산업	92 (1998.02.20)	최병노	대화로 160, 7동 229호(대화동)	670-6084	47	용도	생활폐기물	0												
										음식물류폐기물	0												
										사업장배출계	2								2				
		사업장	(주)미래환경	106 (1998.08.08)	이재우	대화로 160, 13동 304호(대화동)	670-7154	0	용도	생활폐기물	0												
										음식물류폐기물	0												
										사업장배출계	3								2			1	
		사업장	(주)가보환경산업	2000-5 (2000.04.10)	송호주	석봉로18번길 25(석봉동)	935-7130	26	용도	생활폐기물	0												
										음식물류폐기물	0												
										사업장배출계	2			1					1				
		사업장	동양환경(주)	03-04 (1993.11.19)	모종면	문평동로48번길 125(문평동)	933-0450	27,474	용도	생활폐기물	0												
										음식물류폐기물	0												
										사업장배출계	3								3				
		사업장	(자)그린코리아	06-02 (2006.02.01)	이난희	대전로1397번길 58(읍내동)	670-6771	914	용도	생활폐기물	0												
										음식물류폐기물	0												
										사업장배출계	3							1	2				

구분		허가대상 폐기물	업체명	등록·관리번호 (승인·허가일)	대표자	소재지	전화번호	2013년 처리량 (톤/년)	수집·운반 차량 현황															
시도	시군구								총계 (대)			밀폐식 차량 (대)	운반용 압착·압축 차량(대)	기계식 상차장치 부착차량 (대)	수거·교반 차량(대)	발효 차량(대)	탱크 로리(대)	카고 트럭(대)	암롤 트럭(대)	컨테이너 트럭(대)	버켓 로더(대)	덤프 트럭(대)	기타(대)
대전	대덕구	사업장	서광환경산업(주)	07-05 (2007.09.13)	이재호	상서당1길 63(상서동)	931-9693	161	용도	생활폐기물	0												
										음식물류폐기물	0												
										사업장배출계	2			1					1				
		사업장	(주)해성리싸이클링	09-01 (2009.03.30)	박승용	상서당1길 63(상서동)	936-8948	48	용도	생활폐기물	0												
										음식물류폐기물	0												
										사업장배출계	2	1		1									
		사업장	(주)제이에스환경	10-02 (2010.04.16)	조영희	대덕대로1486번길 132(목상동)	933-1218	53,716	용도	생활폐기물	0												
										음식물류폐기물	0												
										사업장배출계	3							1	2				
		사업장	아프로(주)	12-01 (2012.06.07)	육근세	방두말3길 18(평촌동)	933-8903	15,008	용도	생활폐기물	0												
										음식물류폐기물	0												
										사업장배출계	2						2						
		생활	동양산업㈜	제9호 (2012.10.11.)	장용걸	갑천도시고속도로 717(상서동)	931-0145	2,665	용도	생활폐기물	6			1				4	1				
										음식물류폐기물	0												
										사업장배출계	0												
		생활	(주)동서	제10호 (2012.12.31.)	남용호	선비마을로 6번길 23(송촌동)	633-8293	0	용도	생활폐기물	3			1					1			1	
										음식물류폐기물	0												
										사업장배출계	0												
		생활	(유)오성알씨	제11호 (2012.12.31.)	이수의	대덕구 상서당3길 16(상서동)	931-0393	5,320	용도	생활폐기물	7			2				4				1	
										음식물류폐기물	0												
										사업장배출계	0												
울산	소계		130 업체					1,861,408	용도	총계	721	54	116	99	0	0	19	165	90	61	0	99	18
										생활폐기물	224	7	95	14	0	0	0	70	26	0	0	2	10
										음식물류폐기물	69	28	18	5	0	0	0	10	0	0	0	0	8
										사업장배출계	428	19	3	80	0	0	19	85	64	61	0	97	0
	중구계		7 업체					50,433	용도	생활폐기물	36	0	16	2	0	0	0	12	4	0	0	2	0
										음식물류폐기물	20	10	0	0	0	0	0	10	0	0	0	0	0
										사업장배출계	5	0	0	2	0	0	0	3	0	0	0	0	0
	중구	생활	㈜영진환경	생활제1호 1998.6.12	방수선	함월1길 356(성안동)	246-9801	9,715	용도	생활폐기물	8		3	1				3	1				
										음식물류폐기물	4	2						2					
										사업장배출계	0												
		생활	동천개발	생활제3호 1998.10.29	이승훈	북부순환도로 816(서동)	296-4877	17,749	용도	생활폐기물	9		3	1				2	3				
										음식물류폐기물	4	2						2					
										사업장배출계	0												
		생활	녹색환경㈜	생활제4호 1998.12.31	이종호	복산동469-1	296-5774	8,333	용도	생활폐기물	5		4					1					
										음식물류폐기물	4	2						2					
										사업장배출계	0												
		생활	금창환경㈜	생활제5호 1999.1.9	홍강맹	병영1길 20(남외동)	268-7050	13,617	용도	생활폐기물	7		3					3				1	
										음식물류폐기물	4	2						2					
										사업장배출계	0												
		생활	대원환경㈜	생활제2호 1998.9.18	김혜생,김세미	성안1길 101(성안동)	246-8684	642	용도	생활폐기물	7		3					3				1	
										음식물류폐기물	4	2						2					
										사업장배출계	0												
		사업장	태산환경	제2012.1호 2012.9.6	장태봉	태화동 838-5		0	용도	생활폐기물	0												
										음식물류폐기물	0												
										사업장배출계	3			2				1					
		사업장	현대운수㈜	사업장제7호 2004.1.28	신영수	화합로 341(반구동)	292-3390	377	용도	생활폐기물	0												
										음식물류폐기물	0												
										사업장배출계	2							2					
	남구계		39 업체					1,268,171	용도	생활폐기물	76	0	38	3	0	0	0	29	6	0	0	0	0
										음식물류폐기물	12	0	12	0	0	0	0	0	0	0	0	0	0
										사업장배출계	183	5	1	14	0	0	11	20	15	55	0	62	0
	남구	생활	일진환경㈜	1 ('97.08.13)	김용범	울산광역시 남구 화합로 21 (야음동)	274-2824	32,667	용도	생활폐기물	16		10	1				3	2				
										음식물류폐기물	4		4										
										사업장배출계	0												
		생활	삼정개발㈜	2 ('97.08.13)	김태규	울산광역시 남구 장생포로19번길 21-11 (여천동)	257-5878	1,877	용도	생활폐기물	27		9	1				14	3				
										음식물류폐기물	3		3										
										사업장배출계	0												

구분		허가대상 폐기물	업체명	등록·관리번호 (승인·허가일)	대표자	소재지	전화번호	2013년 처리량 (톤/년)	수집·운반 차량 현황														
시도	시군구								총계 (대)			밀폐식 차량 (대)	운반용 압착·압축 차량(대)	기계식 상차장치 부착차량 (대)	수거·교반 차량(대)	발효 차량(대)	탱크 로리(대)	카고 트럭(대)	암롤 트럭(대)	컨테이너 트럭(대)	버켓 로더(대)	덤프 트럭(대)	기타(대)
울산	남구	생활	삼화실업㈜	3 ('97.08.13)	손장호	울산광역시 남구 두왕로106번길 5-19(선암동)	227-5360	16,800	용도	생활폐기물	18		9					8	1				
										음식물류폐기물	3		3										
										사업장배출계	0												
		생활	태화산업㈜	5 ('97.08.13)	김형석	울산광역시 남구 번영로124번길 22-1 (달동)	269-6512	41,607	용도	생활폐기물	15		10	1				4					
										음식물류폐기물	2		2										
										사업장배출계	0												
		사업장	(주)두남산업	4 ('95.3.21)	김두남	울산광역시 남구 산업로 515 (여천동)	275-4044	64,479	용도	생활폐기물	0												
										음식물류폐기물	0												
										사업장배출계	4								2			2	
		사업장	신명산업㈜	7 ('95.10.7)	이순규	울산광역시 남구 용잠로 328 (용잠동)	276-1362	51,085	용도	생활폐기물	0												
										음식물류폐기물	0												
										사업장배출계	7											7	
		사업장	세아산업㈜	11 ('96.2.9)	김해숙	울산광역시 남구 용잠로 328 (용잠동)	261-8555	52,113	용도	생활폐기물	0												
										음식물류폐기물	0												
										사업장배출계	5								5				
		사업장	NC울산㈜	14 ('95.2.9)	강경진	울산광역시 남구 용잠로 339(용잠동)	256-0111	4,946	용도	생활폐기물	0												
										음식물류폐기물	0												
										사업장배출계	2			2									
		사업장	임창산업	50 ('98.12.14)	박기민	울산광역시 남구 두왕로324번길 9 (신정동)	257-0399	32,548	용도	생활폐기물	0												
										음식물류폐기물	0												
										사업장배출계	5								1			4	
		사업장	㈜조양환경	51 ('98.12.31)	안학철	울산광역시 남구 신화로 101 (야음동)	227-8501	102,455	용도	생활폐기물	0												
										음식물류폐기물	0												
										사업장배출계	7									6		1	
		사업장	㈜유성	61 ('00.12.18)	정두철	울산광역시 남구 용잠로 343	229-0600	79,650	용도	생활폐기물	0												
										음식물류폐기물	0												
										사업장배출계	7									7			
		사업장	㈜선양	64 ('01.3.26)	대표이사	울산광역시 남구 용잠로 583-87 (용잠동)	257-8380	26,808	용도	생활폐기물	0												
										음식물류폐기물	0												
										사업장배출계	6						2		1			3	
		사업장	㈜영진화학	79 ('03.02.12)	서영주	울산광역시 남구 용잠로 328 (용잠동)	256-1597	58,583	용도	생활폐기물	0												
										음식물류폐기물	0												
										사업장배출계	6			1					3			2	
		사업장	씨제이대한통운㈜	106 ('06.9.22)	이국동	울산광역시 남구 장생포고래로 292 (매암동)	261-3356 이승욱과장	0	용도	생활폐기물	0												
										음식물류폐기물	0												
										사업장배출계	20											20	
		사업장	(주)오션리싸이클링텍	115 ('07.6.29)	전상국	울산광역시 남구 수암로42번길 11-23 (신정동)	1600-9733	20,344	용도	생활폐기물	0												
										음식물류폐기물	0												
										사업장배출계	9							1		8			
		사업장	재호상사	118 ('07.10.22)	성용근	울산광역시 남구 산업로382번길 8 (여천동)	272-2379	61	용도	생활폐기물	0												
										음식물류폐기물	0												
										사업장배출계	5			5									
		사업장	대웅상사	120 ('07.11.6)	이후봉	울산광역시 남구 화합로 86-34 (여천동)	265-3799	1,128	용도	생활폐기물	0												
										음식물류폐기물	0												
										사업장배출계	4									4			
		사업장	부천개발	123 ('08.9.17)	이인묵	울산광역시 남구 정동로104번길 12 (삼산동)	258-8599	9,679	용도	생활폐기물	0												
										음식물류폐기물	0												
										사업장배출계	10									10			
		사업장	㈜부강상운	124 ('08.12.9)	오영애	울산광역시 남구 산업로 100 ,네트럭하우스414호 (상개동)	257-8001	7,112	용도	생활폐기물	0												
										음식물류폐기물	0												
										사업장배출계	9									1		8	
		사업장	가와상운㈜	125 ('09.1.29)	문현수	울산광역시 남구 산업로 156 (상개동)	258-0123	4,544	용도	생활폐기물	0												
										음식물류폐기물	0												
										사업장배출계	10							10					
		사업장	㈜좋은환경	127 ('09.05.07)	이태균	울산광역시 남구 화합로 34-24 (여천동)	266-4404	268	용도	생활폐기물	0												
										음식물류폐기물	0												
										사업장배출계	2								1			1	

구분		허가대상 폐기물	업체명	등록·관리번호 (승인·허가일)	대표자	소재지	전화번호	2013년 처리량 (톤/년)	수집·운반 차량 현황														
시도	시군구								총계 (대)			밀폐식 차량 (대)	운반용 압착·압축 차량(대)	기계식 상차장치 부착차량 (대)	수거·교반 차량(대)	발효 차량(대)	탱크 로리(대)	카고 트럭(대)	암롤 트럭(대)	컨테이너 트럭(대)	버켓 로더(대)	덤프 트럭(대)	기타(대)
울산	남구	사업장	동천개발	129 ('09.07.17)	정성순	울산광역시 남구 중앙로 304-1 (신정동)	275-9025	75,008	용도	생활폐기물	0												
										음식물류폐기물	0												
										사업장배출계	6											6	
		사업장	㈜신한통운	130 ('09.09.14)	최영근	울산광역시 남구 산업로 100(내트럭하우스), 205호	266-3136	4,770	용도	생활폐기물	0												
										음식물류폐기물	0												
										사업장배출계	10									10			
		사업장	삼하고철	132 ('10.02.09)	이대천	울산광역시 남구 두왕로22번길 31 (선암동)	265-5765	377,820	용도	생활폐기물	0												
										음식물류폐기물	0												
										사업장배출계	2			1					1				
		사업장	한국도시광산주식회사	135 ('11.3.15)	전상국	울산광역시 남구 수암로42번길 11-23 (신정동)	1600-4889	0	용도	생활폐기물	0												
										음식물류폐기물	0												
										사업장배출계	5									5			
		사업장	㈜새길물류	136 ('11.4.19)	이승현	울산광역시 남구 온산로 839 (두왕동)	268-6776	26,887	용도	생활폐기물	0												
										음식물류폐기물	0												
										사업장배출계	2									2			
		사업장	신화산업	138 ('12.04.06)	임재택	울산광역시 남구 장생포고래로 155번길 2(장생포동)	261-6760	11,181	용도	생활폐기물	0												
										음식물류폐기물	0												
										사업장배출계	3									2		1	
		사업장	㈜동부익스프레스	139 ('12.05.17)	정주섭	울산광역시 남구 장생포로 20 (여천동)	220-6100	23,239	용도	생활폐기물	0												
										음식물류폐기물	0												
										사업장배출계	2											2	
		사업장	남진운수㈜	140 ('12.07.10)	곽동백	울산광역시 남구 산업로 100(내트럭하우스), 311호	268-2466	1,833	용도	생활폐기물	0												
										음식물류폐기물	0												
										사업장배출계	3	3											
		사업장	㈜스피드	141 ('12.08.31)	대표이사	울산광역시 남구 신화로 101 (야음동	258-3827	0	용도	생활폐기물	0												
										음식물류폐기물	0												
										사업장배출계	5						5						
		사업장	서진자원	142 ('12.11.02)	서종진	울산광역시 남구 장생포고래로179번길 43 (장생포동)	271-6797	0	용도	생활폐기물	0												
										음식물류폐기물	0												
										사업장배출계	2							2					
		사업장	세창자원	143 ('12.11.02)	이정희	울산광역시 남구 삼산로402번길 41 (삼산동)	277-2288	18	용도	생활폐기물	0												
										음식물류폐기물	0												
										사업장배출계	2	1	1										
		사업장	㈜강한기업	145 ('12.12.13)	정강석	울산광역시 남구 산업로340번길 16 (선암동)	274-6699	4,419	용도	생활폐기물	0												
										음식물류폐기물	0												
										사업장배출계	2											2	
		사업장	동광환경	146 ('12.12.13)	장동식	울산광역시 남구 두왕로48번길 19(선암동)	260-7472	114,179	용도	생활폐기물	0												
										음식물류폐기물	0												
										사업장배출계	5							3	1			1	
		사업장	일신산업㈜	147 ('13.7.29)	이아람	울산광역시 남구 산업로 355번길 33-1(야음동)	256-5582	100	용도	생활폐기물	0												
										음식물류폐기물	0												
										사업장배출계	2			2									
		사업장	㈜신화특수	148 ('13.8.22)	임재택	울산광역시 남구 장생포고래로 155번길 2(장생포동)	261-6760	12,428	용도	생활폐기물	0												
										음식물류폐기물	0												
										사업장배출계	4						4						
		사업장	환경솔루션	149 ('13.9.2)	배대성	울산광역시 남구 산업로517번길 17	228-0057	2,400	용도	생활폐기물	0												
										음식물류폐기물	0												
										사업장배출계	5	1		1				3					
		사업장	(주)비아이티	64 ('01.3.26)	황진옥	울산 남구 용잠로 583-87(용잠동)	265-0331	4,957	용도	생활폐기물	0												
										음식물류폐기물	0												
										사업장배출계	3							1				2	
		사업장	일신산업개발	128 ('09.5.20	하현근	울산광역시 남구 산업로 355번길 33-1(야음동)	256-5582	178	용도	생활폐기물	0												
										음식물류폐기물	0												
										사업장배출계	2			2									
	동구계		8 업체					91,629	용도	생활폐기물	30	0	12	3	0	0	0	0	5	0	0	0	10
										음식물류폐기물	19	6	0	5	0	0	0	0	0	0	0	0	8
										사업장배출계	14	0	0	0	0	0	0	1	10	3	0	0	0

구분		허가대상 폐기물	업체명	등록·관리번호 (승인·허가일)	대표자	소재지	전화번호	2013년 처리량 (톤/년)	수집·운반 차량 현황															
시도	시군구								총계 (대)			밀폐식 차량 (대)	운반용 압착·압축 차량(대)	기계식 상차장치 부착차량 (대)	수거·교반 차량(대)	발효 차량(대)	탱크 로리(대)	카고 트럭(대)	암롤 트럭(대)	컨테이너 트럭(대)	버켓 로더(대)	덤프 트럭(대)	기타(대)
울산	동구	생활	㈜풍산기업	제9호 (1999.08.18)	홍강맹	울산광역시 동구 꽃바위로 115(방어동)	201-4261	8,683	용도	생활폐기물	7		2	1					1				3
										음식물류폐기물	4	1		1									2
										사업장배출계	0												
		생활	세명환경㈜	제7호 (1999.01.02)	김세미	울산광역시 동구 화진1길 27(방어동)	287-1010	8,308	용도	생활폐기물	6		3	1					1				1
										음식물류폐기물	6	2		1									3
										사업장배출계	0												
		생활	동천환경	제5호 (1998.11.20)	이용국	울산광역시 동구 상진길 79(방어동)	233-3366	4,340	용도	생활폐기물	5		3						1				1
										음식물류폐기물	3	1		1									1
										사업장배출계	0												
		생활	동국환경	제11호 (1999.08.12)	이동호	울산광역시 동구 상진1길79(방어동)	233-7788	5,976	용도	생활폐기물	6		2	1					1				2
										음식물류폐기물	3	1		1									1
										사업장배출계	0												
		생활	일산환경	제10호 (1999.11.08)	이윤정	울산광역시 동구 상진1길79(방어동)	234-7788	5,782	용도	생활폐기물	6		2						1				3
										음식물류폐기물	3	1		1									1
										사업장배출계	0												
		사업장	청화기업	제1호 (1995.08.12)	김윤기	울산광역시 동구 방어진순환도로 1000(전하동)	202-0493	45,994	용도	생활폐기물	0												
										음식물류폐기물	0												
										사업장배출계	9								9				
		사업장	용암환경	제3호 (2008.08.13)	이경수	울산광역시 동구 방어진순환도로 100(방어동)	250-6942	12,546	용도	생활폐기물	0												
										음식물류폐기물	0												
										사업장배출계	3									3			
		사업장	대성환경건설㈜	제4호 (2010.06.07)	김경태	울산광역시 동구 봉수로314(전하동)	235-9046	0	용도	생활폐기물	0												
										음식물류폐기물	0												
										사업장배출계	2							1	1				
	북구계		18 업체					53,250	용도	생활폐기물	31	7	13	2	0	0	0	8	1	0	0	0	0
										음식물류폐기물	6	0	6	0	0	0	0	0	0	0	0	0	0
										사업장배출계	34	1	0	20	0	0	0	5	5	3	0	0	0
	북구	생활	춘산환경	제3호 1997.08.14	어달선	화봉동 1255-2번지	287-8686	19,455	용도	생활폐기물	9	3	3	1				2					
										음식물류폐기물	3		3										
										사업장배출계	0												
		생활	대화산업㈜	제7호 1998.07.20	김형석	화봉동 674-12번지	289-3903	9,490	용도	생활폐기물	8		5					2	1				
										음식물류폐기물	0												
										사업장배출계	0												
		생활	현대개발㈜	제8호 1998.10.01	연창수	화봉동 674-12번지	288-3643	2,001	용도	생활폐기물	5		3					2					
										음식물류폐기물	0												
										사업장배출계	0												
		생활	동천기업	제9호 1999.05.11	이승훈	서동 68-5번지	296-4877	13,817	용도	생활폐기물	5	1	2	1				1					
										음식물류폐기물	3		3										
										사업장배출계	0												
		사업장	사단법인에코누리	제35호 2010.06.04	정병문	창평동 484-5번지	256-0994	20	용도	생활폐기물	4	3						1					
										음식물류폐기물	0												
										사업장배출계	0												
		사업장	세일환경	제12호 2001.09.12	황희오	신천동 222-11	988-7724	400	용도	생활폐기물	0												
										음식물류폐기물	0												
										사업장배출계	3			2					1				
		사업장	대신환경㈜	제13호 2001.12.22	김기수	달천동 145번지	295-3400	98	용도	생활폐기물	0												
										음식물류폐기물	0												
										사업장배출계	4			2				1	1				
		사업장	정우기업	제20호 2005.03.11	정원교	매곡동 677-2번지	295-8769	610	용도	생활폐기물	0												
										음식물류폐기물	0												
										사업장배출계	4			4									
		사업장	대영종합물류㈜	제27호 2007.10.31	김동은	효문동 210-1번지	288-2828	0	용도	생활폐기물	0												
										음식물류폐기물	0												
										사업장배출계	3									3			
		사업장	형진환경	제30호 2008.07.29	김경옥	연암동 693-2번지	283-0407	4,479	용도	생활폐기물	0												
										음식물류폐기물	0												
										사업장배출계	2			1					1				

구분		허가대상 폐기물	업체명	등록·관리번호 (승인·허가일)	대표자	소재지	전화번호	2013년 처리량 (톤/년)	수집·운반 차량 현황															
시도	시군구								총계 (대)			밀폐식 차량 (대)	운반용 압착·압축 차량(대)	기계식 상차장치 부착차량 (대)	수거·교반 차량(대)	발효 차량(대)	탱크 로리(대)	카고 트럭(대)	암롤 트럭(대)	컨테이너 트럭(대)	버켓 로더(대)	덤프 트럭(대)	기타(대)
울산	북구	사업장	세일 ENG	제34호 2010.02.27	박한욱	창평동 1098-4번지		767	용도	생활폐기물	0													
										음식물류폐기물	0													
										사업장배출계	3	1		2										
		사업장	동서환경	제36호 2010.08.10	강병태	진장동 388 6N	266-5742	145	용도	생활폐기물	0													
										음식물류폐기물	0													
										사업장배출계	2			1				1						
		사업장	장안기업	제37호 2010.11.19	김영미	진장동 723-5번지	288-8181	0	용도	생활폐기물	0													
										음식물류폐기물	0													
										사업장배출계	2			2										
		사업장	세명산업	제38호 2010.12.03	김현욱	진장동 585번지	288-4302	116	용도	생활폐기물	0													
										음식물류폐기물	0													
										사업장배출계	2			1				1						
		사업장	클린에코㈜	제42호 2011.12.01	김원회	무룡로 136-1(연암동)	287-9072	1,852	용도	생활폐기물	0													
										음식물류폐기물	0													
										사업장배출계	2			1					1					
		사업장	㈜바로바로산업개발	제43호 2012.03.22	장현숙	진장2길 8(진장동)	268-8515	0	용도	생활폐기물	0													
										음식물류폐기물	0													
										사업장배출계	2			2										
		사업장	미래고철	제46호 2012.11.06	신철휴	중산동 860-2번지	298-5175	0	용도	생활폐기물	0													
										음식물류폐기물	0													
										사업장배출계	2			1				1						
		사업장	행복리사이클링	제47호 2012.12.03	김창구	신천동 299-10번지	070-4206-4532	0	용도	생활폐기물	0													
										음식물류폐기물	0													
										사업장배출계	3			1				1	1					
	울주군계		58 업체					397,925	용도	생활폐기물	51	0	16	4	0	0	0	21	10	0	0	0	0
										음식물류폐기물	12	12	0	0	0	0	0	0	0	0	0	0	0
										사업장배출계	192	13	2	44	0	0	8	56	34	0	0	35	0
	울주군	생활	(합명)삼협환경	생활-1(1993.06.22) 사업장-16(2007.10.23)	손호영	울산광역시 울주군 삼남면 중남로 80	052-263-0078	10,112	용도	생활폐기물	16		5	1				7	3				
										음식물류폐기물	4	4											
								187		사업장배출계	2								2				
		생활	(합자)대성기업	생활-2(1982.11.01) 사업장-19(2008.07.16)	송지호	울산광역시 울주군 온산읍 덕남로 31	052-238-3100	14,052	용도	생활폐기물	16		4	2				7	3				
										음식물류폐기물	3	3											
								1,098		사업장배출계	2								2				
		생활	대화실업㈜	생활-3(1982.11.17)	유병대	울산광역시 울주군 온양읍 화산발리로 679	052-237-0022	19,236	용도	생활폐기물	19		7	1				7	4				
										음식물류폐기물	5	5											
										사업장배출계	0												
		사업장	㈜삼협	사업장-3(1994.12.28)	조현진	울산광역시 울주군 웅촌면 대복동천로 77	052-264-8881	12,778	용도	생활폐기물	0												
										음식물류폐기물	0												
										사업장배출계	7			2					5				
		사업장	청록환경㈜	사업장-1(1995.06.24)	김외점	울산광역시 울주군 웅촌면 웅촌로 496	052-221-6333	943	용도	생활폐기물	0												
										음식물류폐기물	0												
										사업장배출계	4							1	3				
		사업장	㈜우성특운	사업장-2(1995.09.02)	김시환	울산광역시 울주군 온산읍 온산로 256	052-239-9200	0	용도	생활폐기물	0												
										음식물류폐기물	0												
										사업장배출계	4						2					2	
		사업장	새빛환경	사업장-5(2003.03.03)	김상진	울산광역시 울주군 온산읍 신온9길 45 (무궁화아파트) 상가 2층 4호	052-238-0593	22,199	용도	생활폐기물	0												
										음식물류폐기물	0												
										사업장배출계	2								1			1	
		사업장	경화상사	사업장-6(1997.04.23)	유수식	울산광역시 울주군 삼남면 반구대로 640	052-263-8202	4,350	용도	생활폐기물	0												
										음식물류폐기물	0												
										사업장배출계	6							6					
		사업장	대원종합상사	사업장-9(2005.04.19)	김철구	울산광역시 울주군 웅촌면 대복동천로 62	052-223-6446	0	용도	생활폐기물	0												
										음식물류폐기물	0												
										사업장배출계	6			4				2					
		사업장	용신환경개발㈜	사업장-11(2005.07.18)	이민석	울산광역시 울주군 청량면 안산길 182	052-276-1515	12,983	용도	생활폐기물	0												
										음식물류폐기물	0												
										사업장배출계	2							1	1				

구분		허가대상 폐기물	업체명	등록·관리번호 (승인·허가일)	대표자	소재지	전화번호	2013년 처리량 (톤/년)	수집·운반 차량 현황														
시도	시군구								총계 (대)			밀폐식 차량 (대)	운반용 압착·압축 차량(대)	기계식 상차장치 부착차량 (대)	수거·교반 차량(대)	발효 차량(대)	탱크 로리(대)	카고 트럭(대)	암롤 트럭(대)	컨테이너 트럭(대)	버켓 로더(대)	덤프 트럭(대)	기타(대)
울산	울주군	사업장	㈜세일씨티	사업장-13(2006.03.13)	이미희	울산광역시 울주군 온양읍 광청로 200		44,527	용도	생활폐기물	0												
										음식물류폐기물	0												
										사업장배출계	8							1	3			4	
		사업장	미래환경	사업장-14(2006.04.26)	류형섭	울산광역시 울주군 청량면 삼정로 50		0	용도	생활폐기물	0												
										음식물류폐기물	0												
										사업장배출계	2			1					1				
		사업장	홍우이앤이㈜	사업장-15(2006.05.12)	이홍우	울산광역시 울주군 온산읍 화산로 39	052-237-1424	7,903	용도	생활폐기물	0												
										음식물류폐기물	0												
										사업장배출계	6			4				1	1				
		사업장	OK GREEN	사업장-17(2007.10.23)	류영현	울산광역시 울주군 범서읍 굴화1길 55 굴화강변월드메르디앙 103/2303		18	용도	생활폐기물	0												
										음식물류폐기물	0												
										사업장배출계	2		1									1	
		사업장	㈜금강종합물류	사업장-21(2009.05.18)	류시왕	울산광역시 울주군 상북면 명촌길천로 53	052-254-6100	0	용도	생활폐기물	0												
										음식물류폐기물	0												
										사업장배출계	2	2											
		사업장	수성자원	사업장-22(2009.06.09)	김성삼	울산광역시 울주군 언양읍 웃방천4길 15	052-264-1221	0	용도	생활폐기물	0												
										음식물류폐기물	0												
										사업장배출계	2			2									
		사업장	㈜범우	사업장-23(2009.08.04)	강동관	울산광역시 울주군 온산읍 온산로 219-3	052-238-1561	0	용도	생활폐기물	0												
										음식물류폐기물	0												
										사업장배출계	3			1					2				
		사업장	녹색자원㈜	사업장-24(2009.10.21)	안형렬	울산광역시 울주군 범서읍 점촌4길 31 (일신파크맨션)일신상가 221호	052-212-0599	45,479	용도	생활폐기물	0												
										음식물류폐기물	0												
										사업장배출계	3							1				2	
		사업장	세정산업㈜	사업장-26(2009.11.10)	신정우	울산광역시 울주군 청량면 상남길 5-20	052-257-1500	28,630	용도	생활폐기물	0												
										음식물류폐기물	0												
										사업장배출계	4		1	1					1			1	
		사업장	태화그린자원	사업장-27(2010.01.05)	김외출	울산광역시 울주군 청량면 덕하리 617-5(도로명 주소 없음)	052-261-4755	0	용도	생활폐기물	0												
										음식물류폐기물	0												
										사업장배출계	3								3				
		사업장	대건자원화㈜	사업장-28(2010.02.12)	이건숙	울산광역시 울주군 삼동면 암리2길 98	052-262-1888	0	용도	생활폐기물	0												
										음식물류폐기물	0												
										사업장배출계	2								2				
		사업장	국제통운㈜	사업장-29(2010.03.22)	이금용	울산광역시 울주군 온산읍 회학1길 33	052-239-8560	21,151	용도	생활폐기물	0												
										음식물류폐기물	0												
										사업장배출계	12							6				6	
		사업장	㈜대흥물류	사업장-30(2010.03.24)	전영식	울산광역시 울주군 상북면 명촌길천로 53	052-264-6200	450	용도	생활폐기물	0												
										음식물류폐기물	0												
										사업장배출계	5							5					
		사업장	백천자원	사업장-31(2010.03.23)	백성호	울산광역시 울주군 삼남면 신화리로 45	052-254-9727	22	용도	생활폐기물	0												
										음식물류폐기물	0												
										사업장배출계	2			1					1				
		사업장	신영운수㈜	사업장-32(2010.04.21)	박재성	울산광역시 울주군 삼남면 반구대로 718	052-264-4115	51,797	용도	생활폐기물	0												
										음식물류폐기물	0												
										사업장배출계	10	9							1				
		사업장	언양철재	사업장-33(2009.12.09)	문한식	울산광역시 울주군 언양읍 언양로 25		0	용도	생활폐기물	0												
										음식물류폐기물	0												
										사업장배출계	2			2									
		사업장	(주)케이지엑스	사업장-35(2010.07.13)	이재범	울산광역시 울주군 온산읍 공단로 440	052-231-6411	7,594	용도	생활폐기물	0												
										음식물류폐기물	0												
										사업장배출계	6	2		2					2				
		사업장	시민건기	사업장-36(2010.10.20)	김철수	울산광역시 울주군 청량면 상남길 5-43	052-245-5252	0	용도	생활폐기물	0												
										음식물류폐기물	0												
										사업장배출계	2											2	
		사업장	제이에치	사업장-37(2010.11.22)	임진혁	울산광역시 울주군 웅촌면 은현작동로 281		591	용도	생활폐기물	0												
										음식물류폐기물	0												
										사업장배출계	2			2									

구분		허가대상 폐기물	업체명	등록·관리번호 (승인·허가일)	대표자	소재지	전화번호	2013년 처리량 (톤/년)	수집·운반 차량 현황														
시도	시군구								총계 (대)			밀폐식 차량 (대)	운반용 압착·압축 차량(대)	기계식 상차장치 부착차량 (대)	수거·교반 차량(대)	발효 차량(대)	탱크 로리(대)	카고 트럭(대)	암롤 트럭(대)	컨테이너 트럭(대)	버켓 로더(대)	덤프 트럭(대)	기타(대)
울산	울주군	사업장	주목㈜	사업장-38(2011.06.21)	허종웅	울산광역시 울주군 온양읍 남창로 818	239-7833	4,072	용도	생활폐기물	0												
										음식물류폐기물	0												
										사업장배출계	3			1					2				
		사업장	㈜온그린	사업장-39(2011.08.11)	서정호	울산광역시 울주군 웅촌면 당고개1길 52	225-5772	0	용도	생활폐기물	0												
										음식물류폐기물	0												
										사업장배출계	2			2									
		사업장	대진자원	사업장-40(2011.09.27)	김순필	울산광역시 울주군 웅촌면 윤판길 19	070-8802-0629	0	용도	생활폐기물	0												
										음식물류폐기물	0												
										사업장배출계	2			1								1	
		사업장	울산자원	사업장-41(2011.11.29)	김경렬	울산광역시 울주군 청량면 신촌1길 7-1		0	용도	생활폐기물	0												
										음식물류폐기물	0												
										사업장배출계	2			1				1					
		사업장	수성골재	사업장-42(2011.11.29)	김용섭	울산광역시 울주군 온산읍 덕신로 264	237-1498	0	용도	생활폐기물	0												
										음식물류폐기물	0												
										사업장배출계	3											3	
		사업장	㈜제이에스이	사업장-43(2011.11.30)	김순복	울산광역시 울주군 온산읍 화산3길 28	237-6711	5,976	용도	생활폐기물	0												
										음식물류폐기물	0												
										사업장배출계	3			3									
		사업장	그린프라스틱	사업장-44(2011.12.13)	이성구	울산광역시 울주군 웅촌면 당고개1길 62-6	055-384-7605	391	용도	생활폐기물	0												
										음식물류폐기물	0												
										사업장배출계	3			2				1					
		사업장	㈜만보산업개발	사업장-45(2011.12.15)	윤종국	울산광역시 울주군 범서읍 울밀로 2330	246-3370	0	용도	생활폐기물	0												
										음식물류폐기물	0												
										사업장배출계	2											2	
		사업장	㈜진명	사업장-46(2011.12.30)	이정인	울산광역시 울주군 삼남면 살태백이골길 33	264-8453	0	용도	생활폐기물	0												
										음식물류폐기물	0												
										사업장배출계	2							2					
		사업장	㈜우진산업	사업장-47(2012.1.13)	정종연	울산광역시 울주군 온산읍 산암로 297	239-1522	39,113	용도	생활폐기물	0												
										음식물류폐기물	0												
										사업장배출계	3							3					
		사업장	윈윈환경산업	사업장-48(2012.2.6)	김종철	울산광역시 울주군 삼남면 청룡들로 100	055-382-4532	49	용도	생활폐기물	0												
										음식물류폐기물	0												
										사업장배출계	2							2					
		사업장	홍익자원	사업장-49(2012.3.7)	이순복	울산광역시 울주군 삼남면 동향교 1길 29	297-7359	0	용도	생활폐기물	0												
										음식물류폐기물	0												
										사업장배출계	2			2									
		사업장	우형건설㈜	사업장-50(2012.3.19)	박해숙	울산광역시 울주군 범서읍 천상2길 6-3	211-6399	55	용도	생활폐기물	0												
										음식물류폐기물	0												
										사업장배출계	2							1				1	
		사업장	은성산업	사업장-51(2012.4.12.)	조규영	울산광역시 울주군 두서면 구량서산길 2	260-3450	0	용도	생활폐기물	0												
										음식물류폐기물	0												
										사업장배출계	3			3									
		사업장	홍진기업	사업장-53(2012.5.14)	여재홍	울산광역시 울주군 청량면 온산로 780	265-0131	17	용도	생활폐기물	0												
										음식물류폐기물	0												
										사업장배출계	2			1								1	
		사업장	㈜진현	사업장-54(2012.12.20)	윤영도	울산광역시 울주군 언양읍 북문13길 12	254-8989	0	용도	생활폐기물	0												
										음식물류폐기물	0												
										사업장배출계	4							4					
		사업장	아주자원	사업장-55(2012.7.9)	백기원	울산광역시 울주군 삼남면 교동리 1635-7(도로명 주소 없음)	070-8118-8949	0	용도	생활폐기물	0												
										음식물류폐기물	0												
										사업장배출계	2			1				1					
		사업장	㈜세진지엘씨	사업장-56(2012.10.5)	유경숙	울산광역시 울주군 온양읍 온양로 87	239-7876	84	용도	생활폐기물	0												
										음식물류폐기물	0												
										사업장배출계	2							2					
		사업장	㈜일터	사업장-57(2012.12.20)	신용호	울산광역시 울주군 언양읍 공촌3길 6-23	264-1507	2,544	용도	생활폐기물	0												
										음식물류폐기물	0												
										사업장배출계	4							4					

구분		허가대상 폐기물	업체명	등록·관리번호 (승인·허가일)	대표자	소재지	전화번호	2013년 처리량 (톤/년)	수집·운반 차량 현황														
시도	시군구								총계 (대)			밀폐식 차량 (대)	운반용 압착·압축 차량(대)	기계식 상차장치 부착차량 (대)	수거·교반 차량(대)	발효 차량(대)	탱크 로리(대)	카고 트럭(대)	암롤 트럭(대)	컨테이너 트럭(대)	버켓 로더(대)	덤프 트럭(대)	기타(대)
울산	울주군	사업장	서강자원개발㈜	사업장-52(2012.4.18)	강칠규	울산광역시 울주군 두서면 서하구량길 2	262-1702	0	용도	생활폐기물	0												
										음식물류폐기물	0												
										사업장배출계	2			2									
		사업장	그린물류	사업장-58(2013.3.8)	지길윤	울산광역시 울주군 온산읍 신경2길 28 301호		14,648	용도	생활폐기물	0												
										음식물류폐기물	0												
										사업장배출계	2							2					
		사업장	수정비철자원	사업장-59(2013.3.20)	박동열	울산광역시 울주군 상북면 산전리 226(도로명 주소 없음)	264-2504	0	용도	생활폐기물	0												
										음식물류폐기물	0												
										사업장배출계	2			1				1					
		사업장	대동통운㈜	사업장-60(2013.04.16)	이태헌	울산광역시 울주군 청량면 온산로 366	274-7272	1,309	용도	생활폐기물	0												
										음식물류폐기물	0												
										사업장배출계	2							2					
		사업장	㈜무주골재	사업장-61(2013.04.23)	김철수	울산광역시 울주군 청량면 상남길 5-43	245-5252	0	용도	생활폐기물	0												
										음식물류폐기물	0												
										사업장배출계	6											6	
		사업장	천일수지	사업장-62(2013.05.24)	조봉국	울산광역시 울주군 삼동면 작동음달길 23-1	070-7767-7649	34	용도	생활폐기물	0												
										음식물류폐기물	0												
										사업장배출계	2			2									
		사업장	수성건설기계	사업장-63(2013.07.26)	김용섭	울산광역시 울주군 온산읍 덕신로 264	237-1498	7,847	용도	생활폐기물	0												
										음식물류폐기물	0												
										사업장배출계	2											2	
		사업장	㈜정도이엔이	사업장-64(2010.2.26)	김종진	울산광역시 울주군 웅촌면 은현공단2길 12	716-4001	13,268	용도	생활폐기물	0												
										음식물류폐기물	0												
										사업장배출계	4							3	1				
		사업장	㈜동성로지스틱	사업장-65(2013.10.1)	손봉수	울산광역시 울주군 온산읍 덕신로 483	269-2241	2,418	용도	생활폐기물	0												
										음식물류폐기물	0												
										사업장배출계	7						4	3					
		사업장	㈜혜성로지스틱	사업장-66(2013.11.13)	정홍미	울산광역시 울주군 온산읍 덕신로 483	239-8787	0	용도	생활폐기물	0												
										음식물류폐기물	0												
										사업장배출계	2						2						
세종시	소계		36 업체					363,700	용도	총계	128	0	5	6	0	0	1	20	77	3	0	16	0
										생활폐기물	20	0	4	0	0	0	0	8	5	3	0	0	0
										음식물류폐기물	5	0	0	0	0	0	1	0	4	0	0	0	0
										사업장배출계	103	0	1	6	0	0	0	12	68	0	0	16	0
	세종시계		36 업체					363,700	용도	생활폐기물	20	0	4	0	0	0	0	8	5	3	0	0	0
										음식물류폐기물	5	0	0	0	0	0	1	0	4	0	0	0	0
										사업장배출계	103	0	1	6	0	0	0	12	68	0	0	16	0
	세종시	생활	우림환경	제1호 (1992.08.03)	정자원	연서면 월하리 616-2	044-868-7576	1,320	용도	생활폐기물	2		2										
										음식물류폐기물	0												
										사업장배출계	0												
		생활	군민환경	제2호(1992.11.06)	정해종	조치원읍 남리 68-26	044-865-2364	1,825	용도	생활폐기물	2		2										
										음식물류폐기물	0												
										사업장배출계	0												
		생활/사업장	㈜이에스세종	제9-2호(2006.10.11)	강준희	전동면 송성리 668	044-862-5123	1,296	용도	생활폐기물	2							2					
										음식물류폐기물	0												
										사업장배출계	4								4				
		사업장	신용환경산업	제15호(1998.10.20)	신선호	금남면 석교리 148-2	044-867-6557	101	용도	생활폐기물	0												
										음식물류폐기물	4								4				
										사업장배출계	4											4	
		생활/사업장	제일산업	제16호(1999.01.12)	정상용	서면 월하리 653-3	044-865-4952	1,844	용도	생활폐기물	0												
										음식물류폐기물	0												
										사업장배출계	5			1					2			2	
		생활/사업장	대청환경	제23호(2001.07.12)	황승원	조치원읍 침산리 89	044-866-5100	9,073	용도	생활폐기물	0												
										음식물류폐기물	0												
										사업장배출계	6			1				2	1			2	
		사업장	㈜BTN	제24호(2001.09.28)	박상현	전동면 심중리 234-1	044-862-5596	0	용도	생활폐기물	0												
										음식물류폐기물	0												
										사업장배출계	2			1								1	

구분		허가대상 폐기물	업체명	등록·관리번호 (승인·허가일)	대표자	소재지	전화번호	2013년 처리량 (톤/년)	수집·운반 차량 현황														
시도	시군구								총계 (대)			밀폐식 차량 (대)	운반용 압착·압축 차량(대)	기계식 상차장치 부착차량 (대)	수거·교반 차량(대)	발효 차량(대)	탱크 로리(대)	카고 트럭(대)	암롤 트럭(대)	컨테이너 트럭(대)	버켓 로더(대)	덤프 트럭(대)	기타(대)
세종시	세종시	생활/사업장	고려산업개발환경	제25호(2002.10.08)	김정관	동면 내판리 19-11	044-868-9400	9,364	용도	생활폐기물	0												
										음식물류폐기물	0												
										사업장배출계	5		1						2			2	
		사업장	현대개발	제28호(2005.03.04)	정정임	연서면 월하리 862	044-865-0464	0	용도	생활폐기물	0												
										음식물류폐기물	0												
										사업장배출계	4			1				2				1	
		사업장	㈜운하환경	제2009-1호(2009.03.16)	김성환	조치원읍 침산리 275-5	044-865-8855	29,709	용도	생활폐기물	0												
										음식물류폐기물	0												
										사업장배출계	4			1				2	1				
		사업장	㈜늘푸른환경	제2009-2호(2009.04.28)	이진광	연서면 국촌리 247	044-868-6553	26,770	용도	생활폐기물	0												
										음식물류폐기물	0												
										사업장배출계	6							3	3				
		생활	대성환경	제2009-3호(2009.06.08)	김동목	조치원읍 남리 69-26	044-865-3614	3,931	용도	생활폐기물	0												
										음식물류폐기물	1						1						
										사업장배출계	0												
		사업장	청수환경	제2009-4호(2009.07.16)	유병안	조치원읍 침산리 260-10	044-863-8763	9	용도	생활폐기물	0												
										음식물류폐기물	0												
										사업장배출계	2							1	1				
		생활/사업장	㈜SM개발	제2009-6호(2009.11.27)	소재민	조치원읍 신안리 319-2	044-865-9998	0	용도	생활폐기물	3									3			
										음식물류폐기물	0												
										사업장배출계	2			1					1				
		사업장	연기영농조합	제2009-7호(2009.12.10)	황순광	전동면 심중리 191-8	044-863-6270	0	용도	생활폐기물	0												
										음식물류폐기물	0												
										사업장배출계	2								1			1	
		생활	강동R&S	제2010-1호(2010.02.10)	박경수외2인	조치원읍 침산리 89 욱일제동상가 102호		0	용도	생활폐기물	3							3					
										음식물류폐기물	0												
										사업장배출계	0												
		사업장	㈜대주로지텍	제2010-4호(2010.10.25)	김철운	전의면 관정리 222-2	044-864-1330	0	용도	생활폐기물	0												
										음식물류폐기물	0												
										사업장배출계	5							2				3	
		생활/사업장	신한환경개발	제2011-1호(2011.01.24)	박의순	조치원읍 교리 25-1	044-865-1472	0	용도	생활폐기물	0												
										음식물류폐기물	0												
										사업장배출계	2								2				
		사업장	㈜제이에스그린특수	제2011-6호(2011.09.08)	임동식	남면 연기리 559	044-868-8255	0	용도	생활폐기물	0												
										음식물류폐기물	0												
										사업장배출계	2								2				
		사업장	㈜이솔루션중부지점	제2012-3호(2012.03.08)	이인준	조치원읍 세종로 2706	044-863-6541	5,140	용도	생활폐기물	0												
										음식물류폐기물	0												
										사업장배출계	2								2				
		사업장	영진자원	제2012-4호(2012.03.16)	황동준	전동면 심중리 498-2	044-867-1181	0	용도	생활폐기물	0												
										음식물류폐기물	0												
										사업장배출계	2								2				
		생활	금강자원	제2012-8호(2012.06.04)	유경순	금남면 용포리 193-34	044-866-7473	0	용도	생활폐기물	0												
										음식물류폐기물	0												
										사업장배출계	2								2				
		사업장	충청환경산업㈜	제2012-11호(2012.07.26)	우재숙	부강면 등곡리 505-2	044-275-3878	4,481	용도	생활폐기물	0												
										음식물류폐기물	0												
										사업장배출계	3								3				
		사업장	㈜대림산업개발	제2012-15호(2012.08.17)	조종연	부강면 부강행산로 247-1	044-275-0105	1,799	용도	생활폐기물	0												
										음식물류폐기물	0												
										사업장배출계	5								5				
		생활	유림환경(합자)세종지점	제2012-16호(2012.08.30)	유동균	부강면 연청로 745-46 중부복합물류센터관리동 202호	044-863-8095	197	용도	생활폐기물	3							3					
										음식물류폐기물	0												
										사업장배출계	0												
		생활	대영고물상	제2012-18호(2012.09.21)	김의경	소정면 대곡리 169-7	044-565-1407	0	용도	생활폐기물	2								2				
										음식물류폐기물	0												
										사업장배출계	0												

구분		허가대상 폐기물	업체명	등록·관리번호 (승인·허가일)	대표자	소재지	전화번호	2013년 처리량 (톤/년)	수집·운반 차량 현황														
시도	시군구								총계 (대)			밀폐식 차량 (대)	운반용 압착·압축 차량(대)	기계식 상차장치 부착차량 (대)	수거·교반 차량(대)	발효 차량(대)	탱크 로리(대)	카고 트럭(대)	암롤 트럭(대)	컨테이너 트럭(대)	버켓 로더(대)	덤프 트럭(대)	기타(대)
세종시	세종시	생활	폐전선구리산업㈜	제2012-21호(2012.11.12)	김미정	연서면 쌍전길 14	044-862-9245	1,324	용도	생활폐기물	0												
										음식물류폐기물	0												
										사업장배출계	5								5				
		사업장	㈜원니스	제2013-1호(2013.1.4)	오인순	전동면 심중리 234-1		2,299	용도	생활폐기물	0												
										음식물류폐기물	0												
										사업장배출계	5								5				
		사업장	부강환경㈜	제2013-5호(2013.1.25)	이종민	부강면 부촌1길 37	044-275-0400	24	용도	생활폐기물	0												
										음식물류폐기물	0												
										사업장배출계	2								2				
		사업장	농업회사법인㈜기림	제2013-7호(2013.2.19)	이일준	연서면 기룡리 326-2	044-866-9938	424	용도	생활폐기물	0												
										음식물류폐기물	0												
										사업장배출계	3								3				
		사업장	유림환경(합)세종지점	제2013-13호(2013.6.18)	유동균	부강면 연청로 745-46 중부복합물류센터 관리동 202	044-863-8095	247,464	용도	생활폐기물	3								3				
										음식물류폐기물	0												
										사업장배출계	7								7				
		사업장	도윤환경	제2013-16호(2013.7.1)	임성수	조치원읍 행복6길12 화성타운 201호		0	용도	생활폐기물	0												
										음식물류폐기물	0												
										사업장배출계	4								4				
		사업장	우리고철	제2013-25호(2013.8.1)	유호상	조치원읍 남리 424	044-862-7759	0	용도	생활폐기물	0												
										음식물류폐기물	0												
										사업장배출계	2								2				
		사업장	청암이엔텍㈜	제2013-29호(2013.10.16)	전병주	전동면 송성길 9		15,306	용도	생활폐기물	0												
										음식물류폐기물	0												
										사업장배출계	2								2				
		사업장	대한상사	제2013-32호(2013.11.22)	이옥숙	조치원읍 서창리 295-1 506호		0	용도	생활폐기물	0												
										음식물류폐기물	0												
										사업장배출계	2								2				
		사업장	진성철강공인계량소	제2013-33호(2013.12.24)	송유화	소정면 대곡리 461	044-554-5833	0	용도	생활폐기물	0												
										음식물류폐기물	0												
										사업장배출계	2								2				
경기	소계		974 업체					6,884,537	용도	총계	4,994	611	959	948	88	10	82	803	954	197	7	142	193
										생활폐기물	2,778	331	710	441	52	10	6	503	491	35	7	91	101
										음식물류폐기물	521	187	171	73	25	0	44	7	7	0	0	1	6
										사업장배출계	1,695	93	78	434	11	0	32	293	456	162	0	50	86
	수원시계		13 업체					181,645	용도	생활폐기물	146	27	41	0	0	0	0	78	0	0	0	0	0
										음식물류폐기물	25	25	0	0	0	0	0	0	0	0	0	0	0
										사업장배출계	0	0	0	0	0	0	0	0	0	0	0	0	0
	수원시	생활	㈜거봉산업	1996-01 (1996-03-18)	김홍기	권선구 하탑로30번길 7(탑동)	296-1829	15,130	용도	생활폐기물	11		4					7					
										음식물류폐기물	2	2											
										사업장배출계	0												
		생활	㈜광신	1996-06 (1996-06-03)	장태수	정조로 253-120(대황교동)	211-6302	15,403	용도	생활폐기물	10	3	3					4					
										음식물류폐기물	2	2											
										사업장배출계	0												
		생활	동남용역㈜	1996-02 (1996-03-18)	유신환	매송고색로804번길 78(고색동)	234-2221	17,274	용도	생활폐기물	11	2	2					7					
										음식물류폐기물	2	2											
										사업장배출계	0												
		생활	대일실업㈜	1996-03 (1996-03-18)	김명균	새터로24번길 33(세류동)	252-7141	12,786	용도	생활폐기물	11	1	5					5					
										음식물류폐기물	2	2											
										사업장배출계	0												
		생활	㈜덕성상사	1996-05 (1996-06-03)	박홍수	매송고색로804번길224-20(평리동)	294-8368	14,244	용도	생활폐기물	11		5					6					
										음식물류폐기물	3	3											
										사업장배출계	0												
		생활	㈜삼보	1996-04 (1996-03-18)	김남혜	서수원로63번길 185	294-9351	13,974	용도	생활폐기물	10	0	4					6					
										음식물류폐기물	3	3											
										사업장배출계	0												
		생활	㈜원천환경	1995-03 (1995-07-10)	유병재	정조로 305(대황교동)	216-6060	11,954	용도	생활폐기물	10	3	2					5					
										음식물류폐기물	2	2											
										사업장배출계	0												

구분		허가대상 폐기물	업체명	등록·관리번호 (승인·허가일)	대표자	소재지	전화번호	2013년 처리량 (톤/년)	수집·운반 차량 현황														
시도	시군구								총계 (대)			밀폐식 차량 (대)	운반용 압착·압축 차량(대)	기계식 상차장치 부착차량 (대)	수거·교반 차량(대)	발효 차량(대)	탱크 로리(대)	카고 트럭(대)	암롤 트럭(대)	컨테이너 트럭(대)	버켓 로더(대)	덤프 트럭(대)	기타(대)
경기	수원시	생활	명성환경㈜	1995-01 (1995-07-10)	김명옥	정조로 295(대황교동)	293-9233	14,104	용도	생활폐기물	12	0	6					6					
										음식물류폐기물	3	3											
										사업장배출계	0												
		생활	오성환경㈜	2003-01 (2003-04-12)	김보규	정조로300(대황교동)	215-3526	22,374	용도	생활폐기물	19	0	8					11					
										음식물류폐기물	2	2											
										사업장배출계	0												
		생활	㈜에코월드	2012-01 (2012-5-29	김재호	서수원로 63번길 179(오목천동)	253-8857	18,416	용도	생활폐기물	10	4						6					
										음식물류폐기물	1	1											
										사업장배출계	0												
		생활	대주환경㈜	2012-03 (2012-5-29	이영옥	매송고색로 804번길 72(고색동)	292-9893	12,932	용도	생활폐기물	11	5	1					5					
										음식물류폐기물	1	1											
										사업장배출계	0												
		생활	백양티앤에스㈜	2012-02 (2012-5-29	박유화	서부로 1616(고색동)	298-6182	6,692	용도	생활폐기물	11	5						6					
										음식물류폐기물	1	1											
										사업장배출계	0												
		생활	㈜나누리	2012-04 (2012-5-29	최찬식	서부고1770(탑동)	296-7792	6,362	용도	생활폐기물	9	4	1					4					
										음식물류폐기물	1	1											
										사업장배출계	0												
	성남시계		41 업체					280,842	용도	생활폐기물	179	78	31	35	35	0	0	0	0	0	0	0	0
										음식물류폐기물	73	26	28	19	0	0	0	0	0	0	0	0	0
										사업장배출계	38	38	0	0	0	0	0	0	0	0	0	0	0
	성남시	생활	중앙기업	제15호 (95.12.29)	이위수	야탑동367-1	716-4747	16,847	용도	생활폐기물	10	2	2	2	4								
										음식물류폐기물	6	2	3	1									
										사업장배출계	0												
		생활	분성	제10호 (94.12.30)	신양수	금광동4471	703-3341	12,062	용도	생활폐기물	10	2	3	2	3								
										음식물류폐기물	6	2	2	2									
										사업장배출계	0												
		생활	금성환경	제3호 (81.12.1)	최용술	신흥2동 141	734-4008	16,345	용도	생활폐기물	7	2	2	2	1								
										음식물류폐기물	4	2	1	1									
										사업장배출계	0												
		생활	유진기업	제5호 (87.10.30)	정용주	산성대로 93	754-1029	8,889	용도	생활폐기물	9	3	2	2	2								
										음식물류폐기물	4	2	2										
										사업장배출계	0												
		생활	환경개발	제6호 (89.10.4)	김동욱	상대원동 5442-1	777-8686	12,119	용도	생활폐기물	9	2	2	2	3								
										음식물류폐기물	4	2	2										
										사업장배출계	0												
		생활	신우설비	제2호 (80.12.12)	송안태	성남동 5241	721-4116	15,334	용도	생활폐기물	10	1	1	6	2								
										음식물류폐기물	5	2	1	2									
										사업장배출계	0												
		생활	대림환경	제1호 (79.9.1)	임성순	하대원동 105-5	754-2560	13,084	용도	생활폐기물	10	3	2	2	3								
										음식물류폐기물	4	2	2										
										사업장배출계	0												
		생활	성남환경	제8호 (94.12.30)	류재곤	궁내동 208-9	714-6016	13,990	용도	생활폐기물	7	1	2	2	2								
										음식물류폐기물	5	2	1	2									
										사업장배출계	0												
		생활	한성산업	제9호 (94.12.30)	조경동	광명로50	732-7363	15,434	용도	생활폐기물	6	2	1	2	1								
										음식물류폐기물	4	1	1	2									
										사업장배출계	0												
		생활	삼성환경	제11호 (94.12.30)	손용식	야탑동 220-1	757-7186	10,441	용도	생활폐기물	8	2	3	1	2								
										음식물류폐기물	4	1	2	1									
										사업장배출계	0												
		생활	중원기업	제14호 (95.12.29)	문해천	하대원동 154-19	758-3556	9,507	용도	생활폐기물	7	1	2	2	2								
										음식물류폐기물	5	2	2	1									
										사업장배출계	0												
		생활	두림환경	제12호 (94.12.30)	김종만	서현동 255-1	707-3900	10,017	용도	생활폐기물	9	2	2	2	3								
										음식물류폐기물	5	1	2	2									
										사업장배출계	0												

구분		허가대상 폐기물	업체명	등록·관리번호 (승인·허가일)	대표자	소재지	전화번호	2013년 처리량 (톤/년)	수집·운반 차량 현황														
시도	시군구								총계 (대)			밀폐식 차량 (대)	운반용 압착·압축 차량(대)	기계식 상차장치 부착차량 (대)	수거·교반 차량(대)	발효 차량(대)	탱크 로리(대)	카고 트럭(대)	암롤 트럭(대)	컨테이너 트럭(대)	버켓 로더(대)	덤프 트럭(대)	기타(대)
경기	성남시	생활	디엔에스	제호 (12.1.20)	최강남	하대원동 101	744-2114	14,828	용도	생활폐기물	7	1	2	2	2								
										음식물류폐기물	3	1	2										
										사업장배출계	0												
		생활	한진용역	제4호 (87.10.30)	최갑상	하대원동 133-9	753-6401	23,726	용도	생활폐기물	9	2	2	3	2								
										음식물류폐기물	5	1	2	2									
										사업장배출계	0												
		생활	(주)평화	제7호 (89.10.4)	박노궁	하대원동 125-6	755-5832	10,097	용도	생활폐기물	6	1	1	2	2								
										음식물류폐기물	5	1	2	2									
										사업장배출계	0												
		생활	나눔환경	제77 호 (11.2.8)	한용진	수진동 4581	721-0436	13,481	용도	생활폐기물	6	2	2	1	1								
										음식물류폐기물	4	2	1	1									
										사업장배출계	0												
		생활/사업장	대신환경	제16호 (97.3.3)	박남서	상대원동 517-14	745-4695	3,405	용도	생활폐기물	2	2											
										음식물류폐기물	0												
										사업장배출계	2	2											
		생활/사업장	한국환경공사	제22호 (97.12.20)	임치순	하대원동 105-7	754-0231	4,490	용도	생활폐기물	3	3											
										음식물류폐기물	0												
										사업장배출계	3	3											
		생활/사업장	대원환경	제23호 (98.1.12)	최시상	하대원동 149-4	756-2762	0	용도	생활폐기물	3	3											
										음식물류폐기물	0												
										사업장배출계	1	1											
		생활/사업장	평화환경	제24호 (98.2.24)	김우형	하대원동 118-6	752-5432	1,276	용도	생활폐기물	3	3											
										음식물류폐기물	0												
										사업장배출계	3	3											
		생활/사업장	태기산업	제31호 (98.9.15)	유재혁	하대원동 148-12	751-8275	3,341	용도	생활폐기물	3	3											
										음식물류폐기물	0												
										사업장배출계	4	4											
		생활/사업장	신용환경	제36호(00.11.14) 제78호(11.02.15)	신용수	하대원동 146-17	722-3578	50,459	용도	생활폐기물	2	2											
										음식물류폐기물	0												
										사업장배출계	5	5											
		사업장	현대자원산업	제40호 (05.4.27)	박창흔	야탑3동 264-3	704-8997	1,670	용도	생활폐기물	0												
										음식물류폐기물	0												
										사업장배출계	2	2											
		사업장	대복환경	제56호 (08.1.30)	오성은	하대원동 148-2		0	용도	생활폐기물	2	2											
										음식물류폐기물	0												
										사업장배출계	2	2											
		생활	바위환경	제48호 (08.7.15)	김재순	하대원동 154-44		0	용도	생활폐기물	2	2											
										음식물류폐기물	0												
										사업장배출계	0												
		생활/사업장	도움환경	제62/63호 (09.4.8)	채영철	이매동 104		0	용도	생활폐기물	4	4											
										음식물류폐기물	0												
										사업장배출계	2	2											
		생활/사업장	명성환경	제65/66호 (09.11.2)	표지현	산성동 156		0	용도	생활폐기물	2	2											
										음식물류폐기물	0												
										사업장배출계	2	2											
		생활	리코에프앤씨	제74호 (10.11.17)	손진양	구미동 18	031-713-5433	0	용도	생활폐기물	3	3											
										음식물류폐기물	0												
										사업장배출계	0												
		생활	명진종합환경공사	제76호 (11.01.10)	홍황기	야탑동 342-2		0	용도	생활폐기물	2	2											
										음식물류폐기물	0												
										사업장배출계	0												
		생활	다코넷	제79호 (11.3.29)	최종만	상대원동 190-1	031-776-3838	0	용도	생활폐기물	3	3											
										음식물류폐기물	0												
										사업장배출계	0												
		사업장	삼우환경	제80호 (11.4.4)	한대희	금광동316	031-744-1297	0	용도	생활폐기물	0												
										음식물류폐기물	0												
										사업장배출계	3	3											

구분		허가대상 폐기물	업체명	등록·관리번호 (승인·허가일)	대표자	소재지	전화번호	2013년 처리량 (톤/년)	수집·운반 차량 현황														
시도	시군구								총계 (대)			밀폐식 차량 (대)	운반용 압착·압축 차량(대)	기계식 상차장치 부착차량 (대)	수거·교반 차량(대)	발효 차량(대)	탱크 로리(대)	카고 트럭(대)	암롤 트럭(대)	컨테이너 트럭(대)	버켓 로더(대)	덤프 트럭(대)	기타(대)
경기	성남시	생활/사업장	다원환경	제81호(11.4.11) 제82호(11.04.22)	서민호	이매동115-5	031-705-1937	0	용도	생활폐기물	2	2											
										음식물류폐기물	0												
										사업장배출계	2	2											
		생활	유기촌	제83 호 (11.5.19)	이성문	갈현동429	031-755-9375	0	용도	생활폐기물	2	2											
										음식물류폐기물	0												
										사업장배출계	0												
		생활	동성산업디앤씨	제84호 (11.7.4)	김순철	태평동3117	031-762-3249	0	용도	생활폐기물	3	3											
										음식물류폐기물	0												
										사업장배출계	0												
		생활	경지환경	제85호 (11.7.29)	안춘섭	태평동3480	031-767-9188	0	용도	생활폐기물	2	2											
										음식물류폐기물	0												
										사업장배출계	0												
		생활	나눔사랑	제86호 (11.9.23)	류상걸	상대원동517-14	031-734-0030	0	용도	생활폐기물	2	2											
										음식물류폐기물	0												
										사업장배출계	0												
		생활	㈜그린나래	제88호 (11.10.6)	유희숙	야탑동404	031-721-1648	0	용도	생활폐기물	2	2											
										음식물류폐기물	0												
										사업장배출계	0												
		사업장	미래환경	제89호 (12.6.8)	정수길	둔촌대로 545		0	용도	생활폐기물	0												
										음식물류폐기물	0												
										사업장배출계	2	2											
		생활	㈜강산리사이클링	제90호 (12.7.3)	김병국	은행동 598	031-755-9541	0	용도	생활폐기물	2	2											
										음식물류폐기물	0												
										사업장배출계	0												
		사업장	영진환경	제91호 (12.11.27)	이기용	성남동 3572		0	용도	생활폐기물	0												
										음식물류폐기물	0												
										사업장배출계	2	2											
		생활	동양환경	제92호 (12.12.4)	오명환	단대동 159-1		0	용도	생활폐기물	0												
										음식물류폐기물	0												
										사업장배출계	3	3											
	의정부시계		13 업체					87,144	용도	생활폐기물	80	4	29	5	0	0	4	14	3	0	4	15	2
										음식물류폐기물	17	1	16	0	0	0	0	0	0	0	0	0	0
										사업장배출계	20	1	0	2	0	0	0	5	5	0	0	5	2
	의정부시	생활/사업장	㈜미래환경	1 (1980.12.23) 4 (2001.8.24)	한규범	경의로 41, 402호 (의정부동, 삼부빌딩)	877-7000	20,040	용도	생활폐기물	12		5	1				1				5	
										음식물류폐기물	4		4										
										사업장배출계	0												
		생활	㈜의정환경개발	2 (1985.09.01)	송인길	호동로 26(호원동, 인테리어가게 2층)	873-1112	32,111	용도	생활폐기물	22		9	1				7				5	
										음식물류폐기물	5	1	4										
										사업장배출계	0												
		생활/사업장	㈜녹색환경	3 (1997.07.28) 6 (2003.2.6)	김성일	경의로 13-1(의정부동, 현대차3층)	879-3030	18,276	용도	생활폐기물	15		6				4	1			4		
										음식물류폐기물	4		4										
										사업장배출계	2								1			1	
		생활	일장환경㈜	4 (2001.12.07)	최상갑	신흥로 119번길 54(호원동)	855-1100	14,616	용도	생활폐기물	13		5					4				4	
										음식물류폐기물	4		4										
										사업장배출계	0												
		사업장	㈜에이치엠개발	1 (2008.01.04)	이문수	민락로 417-27(낙양동)	872-4977	0	용도	생활폐기물	2	1							1				
										음식물류폐기물	0												
										사업장배출계	0												
		사업장	㈜대원이엔티	2 (2008.2.22) 14 (2007.12.17)	김화춘	호동로44번길 22(호원동,101호)	836-3111	0	용도	생활폐기물	2	1	1										
										음식물류폐기물	0												
										사업장배출계	2								1			1	
		사업장	㈜대일환경	3 (2008.6.18) 15 (2008.08.13)	김근태	호동로44번길 22(호원동,101호)	872-7861	0	용도	생활폐기물	2	1	1										
										음식물류폐기물	0												
										사업장배출계	2											2	
		사업장	사계절환경	5 (2004.6.17) 9 (2004.07.07)	김창대	둔야로 36(가능동, 동서빌딩 304호)	877-7632	2,101	용도	생활폐기물	3			1									2
										음식물류폐기물	0												
										사업장배출계	2							1					1

구분		허가대상 폐기물	업체명	등록·관리번호 (승인·허가일)	대표자	소재지	전화번호	2013년 처리량 (톤/년)	수집·운반 차량 현황														
시도	시군구								총계 (대)			밀폐식 차량 (대)	운반용 압착·압축 차량(대)	기계식 상차장치 부착차량 (대)	수거·교반 차량(대)	발효 차량(대)	탱크 로리(대)	카고 트럭(대)	암롤 트럭(대)	컨테이너 트럭(대)	버켓 로더(대)	덤프 트럭(대)	기타(대)
경기	의정부시	사업장	정우환경㈜	7 (2010.2.22) 13 (2007.12.05)	최태무	홍선로 81-4(가능동)	855-4824	0	용도	생활폐기물	2		1						1				
										음식물류폐기물	0												
										사업장배출계	4							1	2				1
		사업장	국보산업주식회사	2 (2012.4.2) 5 (2002.04.18)	강덕일	태평로 171(의정부동, 덕천빌딩 501호)		0	용도	생활폐기물	2		1					1					
										음식물류폐기물	0												
										사업장배출계	2	1						1					
		사업장	고산환경산업㈜	4 (2012.9.3) 3 (2012.9.3)	장효순	용민로61번길 28(용현동)	853-8875	0	용도	생활폐기물	3			1					1			1	
										음식물류폐기물	0												
										사업장배출계	3			1					1			1	
		사업장	재건유지	2013-1 (2013.7.15)	김영조	호암로 256(호원동, 신일유토빌상가 1동 108호)	837-9500	0	용도	생활폐기물	2	1		1									
										음식물류폐기물	0												
										사업장배출계	0												
		사업장	삼원개발	2012-5(2013.9.11)	박희경	시민로53번길5(가능동)	855-3865	0	용도	생활폐기물	0												
										음식물류폐기물	0												
										사업장배출계	3			1				2					
	안양시계		33 업체					421,970	용도	생활폐기물	101	0	32	3	0	0	0	29	19	16	1	0	1
										음식물류폐기물	23	0	0	23	0	0	0	0	0	0	0	0	0
										사업장배출계	89	0	0	11	0	0	1	26	30	17	0	4	0
	안양시	생활	중앙개발	제96-6호 ('87.9.7) 제96-6호	권정애	만안구 안양4동 707-3	447-4916	14,806	용도	생활폐기물	6		3					3					
										음식물류폐기물	2			2									
										사업장배출계	0												
		생활	동양환경	제96-2호 ('87.9.23)	전태수	만안구 안양8동 373-1	444-0139	8,541	용도	생활폐기물	5		2					3					
										음식물류폐기물	2			2									
										사업장배출계	0												
		생활	대정개발	제96-2호 ('87.9.23)	김춘자	만안구 안양6동 428-2	464-9494	10,359	용도	생활폐기물	5		2					3					
										음식물류폐기물	2			2									
										사업장배출계	0												
		생활/사업장	원진개발	제96-11호(87.9.23) 제11-1호('11.01.19) 제96-12호('96.04.22)	원광희	동안구 관양동 1488-7	426-0484	8,966	용도	생활폐기물	10		2					2	4		1		1
										음식물류폐기물	2			2									
										사업장배출계	2								1	1			
		생활	성일기업	제96-7호 ('87.9.23)	홍형주	만안구 석수3동 779-12	448-2559	8,192	용도	생활폐기물	4		2					2					
										음식물류폐기물	2			2									
										사업장배출계	0												
		생활	안양위생	제96-5호 ('87.9.23)	원영희	만안구 안양2동 857-48	468-2861	9,400	용도	생활폐기물	4		2					2					
										음식물류폐기물	2			2									
										사업장배출계	0												
		생활	현대산업	제96-9호 ('91.3.14)	김중환	동안구 호계1동 997	452-8504	9,321	용도	생활폐기물	4		2					2					
										음식물류폐기물	2			2									
										사업장배출계	0												
		생활	한우실업	제96-8호 ('87.9.23)	송두호	동안구 관양2동 1473-1	422-2448	12,719	용도	생활폐기물	5		2					3					
										음식물류폐기물	2			2									
										사업장배출계	0												
		생활	세명개발	제1996-4호('87.9.23) 제2011-2호('11.01.27)	유치주	동안구 호계3동 666-2	455-2132	13,975	용도	생활폐기물	5		2					3					
										음식물류폐기물	3			3									
										사업장배출계	0												
		생활	남영개발	제96-1호 ('88.6.8)	양한두	동안구 비산3동 1026-11	388-9905	11,953	용도	생활폐기물	4		2					2					
										음식물류폐기물	2			2									
										사업장배출계	0												
		생활	합동환경	제96-3호 ('87.9.23)	이종선	동안구 호계1동 997	451-6427	10,120	용도	생활폐기물	4		2					2					
										음식물류폐기물	2			2									
										사업장배출계	0												
		생활	㈜동인환경	제99-2호 ('99.9.17)	박복만	동안구 귀인동 934-1	422-3890	5,063	용도	생활폐기물	6								6				
										음식물류폐기물	0												
										사업장배출계	0												
		생활	뉴코아환경㈜	제2000-1호 ('00.11.21)	임동은	동안구 범계동 1039-3	386-1264	243	용도	생활폐기물	4		4										
										음식물류폐기물	0												
										사업장배출계	0												

구분		허가대상 폐기물	업체명	등록·관리번호 (승인·허가일)	대표자	소재지	전화번호	2013년 처리량 (톤/년)	수집·운반 차량 현황														
시도	시군구								총계 (대)			밀폐식 차량 (대)	운반용 압착·압축 차량(대)	기계식 상차장치 부착차량 (대)	수거·교반 차량(대)	발효 차량(대)	탱크 로리(대)	카고 트럭(대)	암롤 트럭(대)	컨테이너 트럭(대)	버켓 로더(대)	덤프 트럭(대)	기타(대)
경기	안양시	생활/사업장	청녹환경㈜	제2001-5호('01.10.24) 제2002-1호('02.06.24.)	김용석	동안구 호계1동 997	429-7886	2,020	용도	생활폐기물	4									4			
										음식물류폐기물	0												
										사업장배출계	2			1					1				
		생활	제일환경㈜	제2003-1호 ('03.02.18)	이세윤	동안구 호계1동 997	452-6427	1,742	용도	생활폐기물	4		1	1				1	1				
										음식물류폐기물	0												
										사업장배출계	0												
		생활/사업장	경기푸른환경㈜	제2003-6호('03.07.07) 제2003-4호('02.08.23)	김종무	만안구 안양8동 548-6	441-8685	15,075	용도	생활폐기물	4		1	1					2				
										음식물류폐기물	0												
										사업장배출계	3			1					2				
		생활	중앙개발산업㈜	제2012-1호 ('12.3.19)	권정애	만안구 안양4동 707-3	447-4916	1,495	용도	생활폐기물	3		1	1					1				
										음식물류폐기물	0												
										사업장배출계	0												
		생활/사업장	㈜매일환경	제2004-1호 ('04.03.16) 제2001-1호 ('01.02.24)	이근상	만안구 안양2동 819-4	473-7878	3,396	용도	생활폐기물	2									2			
										음식물류폐기물	0												
										사업장배출계	5			1				1	3				
		생활/사업장	승기환경㈜	제2006-1호 ('06.10.19) '06.08.19)	홍경화	만안구 석수2동 296	472-5300	169,916	용도	생활폐기물	2		1						1				
										음식물류폐기물	0												
										사업장배출계	16						1	6	8			1	
		생활/사업장	㈜이레농산	제2007-1호 ('07.03.08)	이승훈	만안구 석수2동 556	474-5252	1,685	용도	생활폐기물	3								3				
										음식물류폐기물	0												
										사업장배출계	2								1			1	
		생활/사업장	㈜동진환경	제2008-1호('08.12.12) 제2009-4호('09.05.27)	김한중	만안구 만안로 49 호정오피스텔1108호	451-0079	1,832	용도	생활폐기물	1		1										
										음식물류폐기물	0												
										사업장배출계	2							1	1				
		사업장	㈜익성산업	제1997-1호 ('97.07.03)	정영채	동안구 갈산동 1083-2	456-0654	38,640	용도	생활폐기물	0												
										음식물류폐기물	0												
										사업장배출계	4			1					3				
		생활	탑에코텍	제2009-2호 ('09.01.14)	박소영	만안구 양화로155 (박달동)	441-8272	838	용도	생활폐기물	6									6			
										음식물류폐기물	0												
										사업장배출계	0												
		생활	진영실업	제2012-2호 ('121.04.19)	송영진	동안구 부림로121, 지하115	381-8874	1,619	용도	생활폐기물	4									4			
										음식물류폐기물	0												
										사업장배출계	0												
		사업장	㈜경기수질환경	제2001-4호 ('01.09.11)	김금수	만안구 안양6동 504-4	421-0124	13,797	용도	생활폐기물	0												
										음식물류폐기물	0												
										사업장배출계	4							1	3				
		사업장	원양통운㈜	제2007-2호 ('02.10.04)	조한윤	동안구 범계동 1044-1	381-5157	4,431	용도	생활폐기물	0												
										음식물류폐기물	0												
										사업장배출계	5								5				
		사업장	썬앨림산업㈜	제2009-3호 ('09.02.12)	김우룡	만안구 경수대로 1279(석수동)	471-5356	0	용도	생활폐기물	0												
										음식물류폐기물	0												
										사업장배출계	4			2								2	
		사업장	㈜피앤제이환경자원	제2009-5호 ('09.08.20)	박문권	만안구 안양로 343번길 93	449-6780	0	용도	생활폐기물	0												
										음식물류폐기물	0												
										사업장배출계	2			2									
		사업장	(주)정도하이텍	제2010-1호 ('10.04.13)	이창구	동안구 흥안대로 533,1004호	426-0774	625	용도	생활폐기물	0												
										음식물류폐기물	0												
										사업장배출계	12							11	1				
		사업장	(주)중앙통운	제2012-3호 ('12.07.20)	정세미	동안구 경수대로537,506호 (호계동,창현빌딩)	455-4540	41,199	용도	생활폐기물	0												
										음식물류폐기물	0												
										사업장배출계	19							3		16			
		생활	다혜산업	제2010-2호 ('10.04.13)	최선애	동안구 학의로 90지101호	462-6193	0	용도	생활폐기물	2							1	1				
										음식물류폐기물	0												
										사업장배출계	0												
		사업장	삼성SG	제2002-5호 ('05.03.15)	이옥순	동안구 관악대로183, 205호	384-3217	2	용도	생활폐기물	0												
										음식물류폐기물	0												
										사업장배출계	2			1					1				

구분		허가대상 폐기물	업체명	등록·관리번호 (승인·허가일)	대표자	소재지	전화번호	2013년 처리량 (톤/년)	수집·운반 차량 현황															
시도	시군구								총계 (대)			밀폐식 차량 (대)	운반용 압착·압축 차량(대)	기계식 상차장치 부착차량 (대)	수거·교반 차량(대)	발효 차량(대)	탱크 로리(대)	카고 트럭(대)	암롤 트럭(대)	컨테이너 트럭(대)	버켓 로더(대)	덤프 트럭(대)	기타(대)
경기	안양시	사업장	희망자원	제2013-2호 (2013.04.29)	최종하	동안구 귀인로6(호계동)	427-8668	0	용도	생활폐기물	0													
										음식물류폐기물	0													
										사업장배출계	5			2				3						
	부천시계		24 업체					164,104	용도	생활폐기물	120	7	33	8	0	0	0	46	11	0	0	0	15
										음식물류폐기물	25	0	0	0	0	0	23	0	0	0	0	0	2
										사업장배출계	33	0	0	4	0	0	0	23	6	0	0	0	0
	부천시	생활	강서실업	제2호 1999.9.15	우제안	원미구 부일로 119	348-1100	8,293	용도	생활폐기물	12		5					5					2
										음식물류폐기물	4						4						
										사업장배출계	0												
		생활	경남기업	제3호 1998.7.16	윤민애	원미구 성곡로 63번길104 (도당동)	674-8001	9,623	용도	생활폐기물	17		7					6	1				3
										음식물류폐기물	5						5						
										사업장배출계	0												
		생활	도시환경실업	4 1997.77.8	민재기	원미구 조마루로 370(심곡동)	666-1036	9,892	용도	생활폐기물	16		6					6					4
										음식물류폐기물	6						6						
										사업장배출계	0												
		생활	동운환경	5 1998.4.23	신현준	소사구 경인로 132(송내동)	655-1011	10,040	용도	생활폐기물	17	1	7					5	1				3
										음식물류폐기물	4						4						
										사업장배출계	0												
		생활	성광용역	6 1994.11.6	이사익	오정구 성오로 184	673-0640	8,665	용도	생활폐기물	13		6					4	1				2
										음식물류폐기물	6						4						2
										사업장배출계	0												
		생활	우승환경	Jan-99	김광수	원미구 수도로 190(도당동)	676-8470	9,466	용도	생활폐기물	19			3				16					
				1999.6.17						음식물류폐기물	0												
										사업장배출계	0												
		생활	오대기업	Jul-02	박응국	상동545-9	323-3818	70,499	용도	생활폐기물	0												
				2001.11.5						음식물류폐기물	0												
										사업장배출계	6							3	3				
		생활	JS개발	Feb-04	김선춘	도당동9-1	677-5922	2,579	용도	생활폐기물	4		1	1					1				1
				2004.6.23						음식물류폐기물	0												
										사업장배출계	0												
		생활	신양리싸이클	Mar-04	홍경종	괴안동 129	349-1114	6,358	용도	생활폐기물	4			2				1	1				
				2007.9.3						음식물류폐기물	0												
										사업장배출계	0												
		생활	그린시스텍	Sep-06	정종갑	중동 1144-2	326-3261	0	용도	생활폐기물	2							1	1				
				2006.5.24						음식물류폐기물	0												
										사업장배출계	0												
		생활	그린써비스	Jan-00	최진호	삼정동 205-1	673-8700	18,390	용도	생활폐기물	2							1	1				
				2006.11.29						음식물류폐기물	0												
										사업장배출계	0												
		생활	유성엔텍	Feb-08	최지성	오정동 566-18	582-6811	0	용도	생활폐기물	3		1					1	1				
				2008.5.6						음식물류폐기물	0												
										사업장배출계	0												
		생활	송광환경	Apr-09	김광운	심곡본동 580-23	662-0603	0	용도	생활폐기물	6	6											
				2009.6.16						음식물류폐기물	0												
										사업장배출계	0												
		생활	드림에코	Mar-10	육달자	삼정동 298-3	612-1615	70	용도	생활폐기물	2			1					1				
				2010.11.9						음식물류폐기물	0												
										사업장배출계	0												
		생활	정신환경	Jan-10	서경이	상동544-5	323-6767	11	용도	생활폐기물	3			1					2				
				2010.4.13						음식물류폐기물	0												
										사업장배출계	2			1					1				
		생활	신원환경	Sep-01	우형수	상동 321-7	662-0300	0	용도	생활폐기물	0												
				2000.3.8						음식물류폐기물	0												
										사업장배출계	2							2					
		사업장	자산이에스	Sep-01	허창무	도당동 9-1	677-5922	1,840	용도	생활폐기물	0												
				2001.11.5						음식물류폐기물	0												
										사업장배출계	3							3					

구분		허가대상 폐기물	업체명	등록·관리번호 (승인·허가일)	대표자	소재지	전화번호	2013년 처리량 (톤/년)	수집·운반 차량 현황															
시도	시군구								총계 (대)			밀폐식 차량 (대)	운반용 압착·압축 차량(대)	기계식 상차장치 부착차량 (대)	수거·교반 차량(대)	발효 차량(대)	탱크 로리(대)	카고 트럭(대)	암롤 트럭(대)	컨테이너 트럭(대)	버켓 로더(대)	덤프 트럭(대)	기타(대)
경기	부천시	사업장	미래환경	2002-22	강동수	오정동 566-18	682-3236	678	용도	생활폐기물	0												
				2002.9.16						음식물류폐기물	0												
										사업장배출계	5							5					
		사업장	예름사	Feb-09	김남태	내동 222-72	684-3743	497	용도	생활폐기물	0												
				2006.1.22						음식물류폐기물	0												
										사업장배출계	4							4					
		사업장	강산환경개발	Oct-06	이규용	상동 539-1	674-5666	469	용도	생활폐기물	0												
				2006.9.19						음식물류폐기물	0												
										사업장배출계	2							2					
		사업장	대림환경개발	Dec-06	정충기	삼정동 71-11	684-1159	36	용도	생활폐기물	0												
				2006.12.18						음식물류폐기물	0												
										사업장배출계	2			1					1				
		사업장	보영환경	Jan-09	김인숙	심곡동 351-37	663-0616	6,504	용도	생활폐기물	0												
				2009.2.4						음식물류폐기물	0												
										사업장배출계	2							2					
		사업장	서해환경	Feb-10	김해순	상동 528-3	323-6767	196	용도	생활폐기물	0												
				2010.11.20						음식물류폐기물	0												
										사업장배출계	3			1				1	1				
		사업장	삼정상사	May-11	김영수	송내동 623-1		0	용도	생활폐기물	0												
				2011.9.6						음식물류폐기물	0												
										사업장배출계	2			1				1					
	광명시계		19 업체					218,414	용도	생활폐기물	91	1	34	5	0	0	0	20	17	0	0	12	2
										음식물류폐기물	23	0	23	0	0	0	0	0	0	0	0	0	0
										사업장배출계	45	0	0	2	0	0	0	8	16	0	0	8	11
	광명시	생활	안흥정화㈜	96-9 1987-12-30	박세용	도덕로28번안길 7	02)2612-2527	6,203	용도	생활폐기물	12		5	1				3	2			1	
										음식물류폐기물	3		3										
										사업장배출계	0												
		생활	원진기업㈜	96-7 1988-12-27	정명건	금오로 770	02)891-6484	5,191	용도	생활폐기물	11		4					2	2			3	
										음식물류폐기물	3		3										
										사업장배출계	0												
		생활	광명산업㈜	96-3 1987-12-30	원광희	하안로 60	02)897-4617	9,600	용도	생활폐기물	10		4	1				3	2				
										음식물류폐기물	3		3										
										사업장배출계	0												
		생활	㈜대정	96-6 1988-12-23	김형열	범안로 1039	02)896-0480	6,580	용도	생활폐기물	10		5					2	2			1	
										음식물류폐기물	4		4										
										사업장배출계	0												
		생활	남부환경㈜	96-4 1990-12-30	최민종	하안로287번길 15	02)894-2531	5,229	용도	생활폐기물	10		4	1				2	2			1	
										음식물류폐기물	3		3										
										사업장배출계	0												
		생활	㈜한일기연	96-5 1987-12-30	김문수	하안로 294-7	02)896-4524	6,974	용도	생활폐기물	11		5					4	2				
										음식물류폐기물	4		4										
										사업장배출계	0												
		생활	원진㈜	96-2 1988-09-06	장홍수	신촌로15번길 22	02)2686-9645	6,297	용도	생활폐기물	9		6					1	2				
										음식물류폐기물	3		3										
										사업장배출계	0												
		생활	태서리사이클링㈜	06-4 2006-06-19	조남훈	소하동272	02-802-6161	36,000	용도	생활폐기물	4	1		1				1	1				
										음식물류폐기물	0												
										사업장배출계	0												
		사업장	백제산업㈜	96-8 1996-06-18	김은호	소하동1239	02-893-2531	9,600	용도	생활폐기물	0												
										음식물류폐기물	0												
										사업장배출계	4								4				
		사업장	공주환경자원	11-4 2011-06-23	권중숙	소하동1337-10	02-865-1300	2,880	용도	생활폐기물	0												
										음식물류폐기물	0												
										사업장배출계	2			2									
		사업장	백산통운㈜	11-3 2011-03-15	오수만	광명동233-1	02-2612-4197	12,000	용도	생활폐기물	0												
										음식물류폐기물	0												
										사업장배출계	7							2				5	

구분		허가대상 폐기물	업체명	등록·관리번호 (승인·허가일)	대표자	소재지	전화번호	2013년 처리량 (톤/년)	수집·운반 차량 현황														
시도	시군구								총계 (대)			밀폐식 차량 (대)	운반용 압착·압축 차량(대)	기계식 상차장치 부착차량 (대)	수거·교반 차량(대)	발효 차량(대)	탱크 로리(대)	카고 트럭(대)	암롤 트럭(대)	컨테이너 트럭(대)	버켓 로더(대)	덤프 트럭(대)	기타(대)
경기	광명시	사업장	대영자원	96-2 1988-09-11	황대영	사성로46번길28(광명동)	02-2613-3986	4,800	용도	생활폐기물	0												
										음식물류폐기물	0												
										사업장배출계	4												4
		사업장	강원바이오	96-2 1988-09-12	김형준	오리로876번길30(철산동)	02-2060-6200	5,530	용도	생활폐기물	4											4	
										음식물류폐기물	0												
										사업장배출계	2								1			1	
		사업장	중앙환경	96-2 1988-09-13	서광덕	오리로1011(광명동)	02-2688-0056	6,000	용도	생활폐기물	0												
										음식물류폐기물	0												
										사업장배출계	3								2			1	
		사업장	㈜평화자원	96-2 1988-09-14	고영승	오리로494번길8-1(소하동)	02-898-7842	13,200	용도	생활폐기물	0												
										음식물류폐기물	0												
										사업장배출계	4												4
		사업장	태성환경	96-2 1988-09-15	정창영	오리로887(철산동)		3,450	용도	생활폐기물	0												
										음식물류폐기물	0												
										사업장배출계	3							1					2
		생활/사업장	진도산업	00-2 2000-04-25	현진옥	광명동380-2	02-2618-7520	70,000	용도	생활폐기물	3			1				1				1	
										음식물류폐기물	0												
										사업장배출계	12							4	7				1
		생활/사업장	광동실업	11-1 2010-12-27	유애자	하안동305-6	02-899-4597	3,600	용도	생활폐기물	2		1						1				
										음식물류폐기물	0												
										사업장배출계	2							1	1				
		생활/사업장	삼광개발	12-1 2012-09-24	강순보	하안동605-2	070-426-0403	5,280	용도	생활폐기물	5							1	1			1	2
										음식물류폐기물	0												
										사업장배출계	2								1			1	
	평택시계		39 업체					553,850	용도	생활폐기물	161	2	47	14	0	0	0	26	44	5	1	6	16
										음식물류폐기물	21	0	0	0	21	0	0	0	0	0	0	0	0
										사업장배출계	109	0	2	18	0	0	0	33	46	4	0	0	6
	평택시	생활	(합)서림환경	97-14호 (1994.05.04)	이종복	군문동168	691-2703	15,512	용도	생활폐기물	18		9	1				2	4				2
										음식물류폐기물	5				5								
										사업장배출계	0												
		생활	(합)금강환경	09-2호 (1994.12.31)	전영덕	안중읍 학현리 89	681-4376	21,103	용도	생활폐기물	24		6	2				8	3		1	1	3
										음식물류폐기물	3				3								
										사업장배출계	0												
		생활	(합)평안환경	97-17호 (1994.09.14)	이창선	진위면 신리 411	665-6100	4,246	용도	생활폐기물	12		5	1				1	2			1	2
										음식물류폐기물	1				1								
										사업장배출계	0												
		생활	(합)송탄평애미화사	96-10호 (1993.08.13)	이욱용	독곡동 64	663-5570	32,002	용도	생활폐기물	26		9	1				9	5				2
										음식물류폐기물	6				6								
										사업장배출계	0												
		생활	㈜평택해성환경	2012-1호 (2012.6.29)	유성	청북면 토진리 636-10외2필지	611-5601	27,618	용도	생활폐기물	18	2	7	4					1			2	2
										음식물류폐기물	6				6								
										사업장배출계	0												
		생활	시대환경㈜	95-12호(1995.04.18)	김양욱	비전동 806	653-0775	21	용도	생활폐기물	2		1						1				
										음식물류폐기물	0												
										사업장배출계	0												
		생활	㈜새한산업개발	98-6호 (1998.10.13)	김창민	고덕면 율포리 505-40	611-0011	0	용도	생활폐기물	2		1						1				
										음식물류폐기물	0												
										사업장배출계	0												
		사업장	㈜이앤스	96-6호 (1993.04.23)	조성국	안중읍 금곡리 550-4	683-6988	0	용도	생활폐기물	0												
										음식물류폐기물	0												
										사업장배출계	2							1	1				
		사업장	㈜대흥산업	2000-1호(2000.01.21)	김화년	안중읍 현화리 854-4	682-9975	1,086	용도	생활폐기물	0												
										음식물류폐기물	0												
										사업장배출계	3							3					
		사업장	㈜뉴그린	00-6호 (2000.06.08)	김형순	포승읍 원정리 1204-4	682-2700	11,213	용도	생활폐기물	0												
										음식물류폐기물	0												
										사업장배출계	2							1	1				

구분		허가대상 폐기물	업체명	등록·관리번호 (승인·허가일)	대표자	소재지	전화번호	2013년 처리량 (톤/년)	수집·운반 차량 현황														
시도	시군구								총계 (대)			밀폐식 차량 (대)	운반용 압착·압축 차량(대)	기계식 상차장치 부착차량 (대)	수거·교반 차량(대)	발효 차량(대)	탱크 로리(대)	카고 트럭(대)	암롤 트럭(대)	컨테이너 트럭(대)	버켓 로더(대)	덤프 트럭(대)	기타(대)
경기	평택시	사업장	좋은환경	00-8호 (2000.10.12)	강순기	고덕면 두릉리 797-10	351-3911	155	용도	생활폐기물	0												
										음식물류폐기물	0												
										사업장배출계	4			2				2					
		사업장	대진개발㈜	01-2호 (2001.11.30)	김정곤외1	안중읍 금곡리 550-4	682-5604	69,315	용도	생활폐기물	0												
										음식물류폐기물	0												
										사업장배출계	6								6				
		사업장	가이아산업㈜	02-1호 (2002.10.09)	최중기	평택동 33-3 4층	657-4730	125	용도	생활폐기물	0												
										음식물류폐기물	0												
										사업장배출계	2			1				1					
		사업장	(주)백두자원	03-03호 (2003.06.04)	김종호	이충동 34	681-5607	22,516	용도	생활폐기물	0												
										음식물류폐기물	0												
										사업장배출계	5								5				
		사업장	육삼환경개발	03-5호 (2003.08.08)	김광수	도일동 248-3	665-3463	1,992	용도	생활폐기물	0												
										음식물류폐기물	0												
										사업장배출계	4			1				2	1				
		사업장	㈜현대리싸이클링	04-02호 (2004.10.08)	진종일	고덕면 동고리 160-8	656-7874	409	용도	생활폐기물	0												
										음식물류폐기물	0												
										사업장배출계	3			1				2					
		사업장	거해슈레다공업㈜	(2004.10.12)	김여련	진위면 동천리 613-1	668-1220	5,401	용도	생활폐기물	0												
										음식물류폐기물	0												
										사업장배출계	3			1					2				
		사업장	㈜영일사	04-04호 (2004.12.01)	김치현	청북면 한산리 22	686-5902	5,251	용도	생활폐기물	0												
										음식물류폐기물	0												
										사업장배출계	3			1					1	1			
		사업장	아주환경산업	(2005.09.02)	임희홍	고덕면 좌교리 229-4	611-0014	473	용도	생활폐기물	0												
										음식물류폐기물	0												
										사업장배출계	4			1				3					
		사업장	해맑은환경㈜	05-03호 (2005.09.16)	서순학	칠괴동 563-1	686-5456	82	용도	생활폐기물	0												
										음식물류폐기물	0												
										사업장배출계	2			1				1					
		사업장	새한그린팍스	2005-6호 (2005.12.7)	박삼복	삼봉로 106-10	611-9862	0	용도	생활폐기물	0												
										음식물류폐기물	0												
										사업장배출계	2							1	1				
		생활/사업장	평택환경㈜	99-5호(1994.02.21) 99-6호(1994.2.21)	우경호	현덕면 인광리 277-7	681-4246	54,072	용도	생활폐기물	13		3	2					5				3
										음식물류폐기물	0												
										사업장배출계	4								4				
		생활/사업장	신한환경㈜	99-7호(1996.12.16) 99-8호(1997.9.5)	김은배	진위면 은산리 992외 2필지	611-7098	72,235	용도	생활폐기물	3		1	1				1					
										음식물류폐기물	0												
										사업장배출계	8			1				3	1				3
		생활/사업장	㈜에스티	99-2호(1995.03.20) 99-2호(1997.9.23)	송병용	장안동 87-1	665-5522	2,777	용도	생활폐기물	4		2						2				
										음식물류폐기물	0												
										사업장배출계	2			1					1				
		생활/사업장	㈜삼홍기업	1995-10호(1992.08.12) 2005-05호(2005.12.7)	김만희	팽성읍 남산리 45-13	691-8741	1,889	용도	생활폐기물	4							2	2				
										음식물류폐기물	0												
										사업장배출계	3		2						1				
		생활/사업장	㈜철한	99-9호(1999.04.30) 2000-4호(2000.4.21)	김범식	독곡동 503	611-4774	21	용도	생활폐기물	2								2				
										음식물류폐기물	0												
										사업장배출계	2							1	1				
		생활/사업장	㈜평송기업	2005-07호 (2005.12.07) 2003-6호(2003.8.18)	이근우	지산동 831-1 401호	665-6789	284	용도	생활폐기물	2		1						1				
										음식물류폐기물	0												
										사업장배출계	2							2					
		생활/사업장	제일환경㈜	2011-1호(1994.02.21) 2011-2호(1994.02.21)	황수기	현덕면 기산리 598-7	681-6044	15,168	용도	생활폐기물	4		2						2				
										음식물류폐기물	0												
										사업장배출계	5			1					4				
		생활	㈜이오개발	2013-1호 (2013.02.22)	이은숙	진위면 은산리 996-2	611-6811	21,963	용도	생활폐기물	3								1			2	
										음식물류폐기물	0												
										사업장배출계	0												

구분		허가대상 폐기물	업체명	등록·관리번호 (승인·허가일)	대표자	소재지	전화번호	2013년 처리량 (톤/년)	수집·운반 차량 현황														
시도	시군구								총계 (대)			밀폐식 차량 (대)	운반용 압착·압축 차량(대)	기계식 상차장치 부착차량 (대)	수거·교반 차량(대)	발효 차량(대)	탱크 로리(대)	카고 트럭(대)	암롤 트럭(대)	컨테이너 트럭(대)	버켓 로더(대)	덤프 트럭(대)	기타(대)
경기	평택시	생활	새영환경	2013-3호 (2013.03.28)	이상열	안정순환로104번길 32(12호)		163	용도	생활폐기물	3							1					2
										음식물류폐기물	0												
										사업장배출계	0												
		사업장	한솔프론티어	13-8호 (2013.07.17)	이애진	청북면 청오로 357-15	664-7042	20	용도	생활폐기물	0												
										음식물류폐기물	0												
										사업장배출계	2			2									
		사업장	홍삼환경	03-2호 (2013.04.23)	홍영택	독곡동 99		273	용도	생활폐기물	0												
										음식물류폐기물	0												
										사업장배출계	3							2	1				
		사업장	드림특수운송㈜	03-3호 (2013.04.24)	임희석	지산1로 60(동방오피스텔56호)	668-1778	127	용도	생활폐기물	0												
										음식물류폐기물	0												
										사업장배출계	5							5					
		사업장	중앙자원	13-06호 (2013.06.24)	이광희	포승읍 석정리 1119-21	681-6923	20	용도	생활폐기물	0												
										음식물류폐기물	0												
										사업장배출계	4			2									2
		사업장	우리자원	13-12호 (2013.08.02)	김민영	서탄면 사리길 208		12	용도	생활폐기물	0												
										음식물류폐기물	0												
										사업장배출계	2			1				1					
		생활/사업장	갑부산업개발㈜	03-1호 (2013.03.06)	인상진	진위면 남부대로 630-20	611-3167	40,175	용도	생활폐기물	7			1					1	5			
										음식물류폐기물	0												
										사업장배출계	6								3	2			1
		생활/사업장	㈜로드지엘에스	03-04호 (2013.05.20)	김영원	포승읍 평택항로156번길 15,201호	686-8448	404	용도	생활폐기물	2							1	1				
										음식물류폐기물	0												
										사업장배출계	4							1	2	1			
		생활/사업장	㈜주원	13-5호 (2013.06.04)	이장호	진위면 송탄고가길 5-43	611-5601	78,647	용도	생활폐기물	9								9				
										음식물류폐기물	0												
										사업장배출계	10								10				
		생활/사업장	크린자원산업㈜	13-7호 (2013.07.01)	김원배	청북면 고잔5길 67-14	686-7301	47,080	용도	생활폐기물	3			1				1	1				
										음식물류폐기물	0												
										사업장배출계	2			1				1					
	동두천시계		22 업체					98,319	용도	생활폐기물	0	0	0	0	0	0	0	0	0	0	0	0	0
										음식물류폐기물	0	0	0	0	0	0	0	0	0	0	0	0	0
										사업장배출계	0	0	0	0	0	0	0	0	0	0	0	0	0
	동두천시	생활	㈜신진기업	1993.04.01(93-17)	윤덕재	삼육사로577번길99(상패동)	865-6991	9,410	용도	생활폐기물	0												
										음식물류폐기물	0												
										사업장배출계	0												
		생활	㈜우일환경	1993.12.18(93-25)	김광남	평화로2812번길109(동두천동)	862-8800	6,590	용도	생활폐기물	0												
										음식물류폐기물	0												
										사업장배출계	0												
		생활	㈜정일산업	1997.09.23(97-7)	윤문섭	어수로22(상패동)	863-1300	7,712	용도	생활폐기물	0												
										음식물류폐기물	0												
										사업장배출계	0												
		생활	홍진기업	1991.07.10(93-24)	이정훈	상봉암동54-2	865-3204	1,537	용도	생활폐기물	0												
										음식물류폐기물	0												
										사업장배출계	0												
		생활	대일환경	1998.10.26(98-2)	곽태찬	평화로3028(하봉암동)	868-7516	0	용도	생활폐기물	0												
										음식물류폐기물	0												
										사업장배출계	0												
		사업장	(주)우림환경	1995.12.29(1995-05)	김기춘	어수로77-14(생연동)	861-6312	4,596	용도	생활폐기물	0												
										음식물류폐기물	0												
										사업장배출계	0												
		사업장	㈜이담개발	1999.01.20(99-01)	이건영	삼육사로548번길124(상패동)	862-0440	24,120	용도	생활폐기물	0												
										음식물류폐기물	0												
										사업장배출계	0												
		사업장	㈜탑이엔티	2006.07.27(06-04)	박영동	승전로23-29(하봉암동)	865-9478	20,626	용도	생활폐기물	0												
										음식물류폐기물	0												
										사업장배출계	0												

구분		허가대상 폐기물	업체명	등록·관리번호 (승인·허가일)	대표자	소재지	전화번호	2013년 처리량 (톤/년)	수집·운반 차량 현황															
시도	시군구								총계 (대)			밀폐식 차량 (대)	운반용 압착·압축 차량(대)	기계식 상차장치 부착차량 (대)	수거·교반 차량(대)	발효 차량(대)	탱크 로리(대)	카고 트럭(대)	암롤 트럭(대)	컨테이너 트럭(대)	버켓 로더(대)	덤프 트럭(대)	기타(대)
경기	동두천시	사업장	㈜청송산업개발	2007.05.10(07-03)	김재환	삼육사로652번길60(상패동)	863-8044	5,556	용도	생활폐기물	0													
										음식물류폐기물	0													
										사업장배출계	0													
		사업장	㈜수문상사	2006.04.18(06-03)	주경중	강변로702번길13-20(동두천동)	866-9977	809	용도	생활폐기물	0													
										음식물류폐기물	0													
										사업장배출계	0													
		사업장	㈜서북환경산업	2007.05.23(07-01)	윤영해	광암로17번길60(광암동)	863-3448	72	용도	생활폐기물	0													
										음식물류폐기물	0													
										사업장배출계	0													
		사업장	삼성환경	2007.05.18(07-02)	조덕기	삼육사로685번길8(상패동)	864-6300	14	용도	생활폐기물	0													
										음식물류폐기물	0													
										사업장배출계	0													
		사업장	호수환경	2008.01.08(08-01)	최인복	동광로1(상패동)	861-7989	0	용도	생활폐기물	0													
										음식물류폐기물	0													
										사업장배출계	0													
		사업장	㈜일신자원	2008.01.14(08-02)	홍재만	어수로29-21(상패동)	857-8866	13,251	용도	생활폐기물	0													
										음식물류폐기물	0													
										사업장배출계	0													
		사업장	㈜신명	2008.04.08(08-03)	소영호	상패동 648-18	863-1483	627	용도	생활폐기물	0													
										음식물류폐기물	0													
										사업장배출계	0													
		사업장	㈜참마루이엔티	2008.04.08(08-04)	정달옥외1인	송내동 463	868-3340	537	용도	생활폐기물	0													
										음식물류폐기물	0													
										사업장배출계	0													
		사업장	창조산업	2008.05.20(08-05)	윤수	삼육사로692번길188-32(상패동)	852-3451	167	용도	생활폐기물	0													
										음식물류폐기물	0													
										사업장배출계	0													
		사업장	삼승E&R	2009.07.20(09-01)	최돈춘	안창말로5번길7-3		826	용도	생활폐기물	0													
										음식물류폐기물	0													
										사업장배출계	0													
		사업장	조양테크	2009.10.01(09-02)	김서원	송내동 510-2	865-6677	1,869	용도	생활폐기물	0													
										음식물류폐기물	0													
										사업장배출계	0													
		사업장	영진자원	2012.7.6(2012-1)	문옥희	상패로99번길12-15	862-4340	0	용도	생활폐기물	0													
										음식물류폐기물	0													
										사업장배출계	0													
		사업장	(주)창신양행	1995.12.12(95-04)	김정용	상봉암동170-1	867-9646	폐업	용도	생활폐기물	0													
										음식물류폐기물	0													
										사업장배출계	0													
		사업장	㈜상우	2013.11.26(2013-3)	김익근	동두천로 97(지행동)	070-8868-3804	0	용도	생활폐기물	0													
										음식물류폐기물	0													
										사업장배출계	0													
	안산시계		112 업체					978,677	용도	생활폐기물	157	5	76	14	0	0	0	29	24	0	0	6	3
										음식물류폐기물	10	3	0	7	0	0	0	0	0	0	0	0	0
										사업장배출계	265	1	3	123	0	0	2	37	86	9	0	4	0
	안산시	생활	한일환경㈜	5 (1984.02.07)	김원겸	안산시 단원구 고잔동 718-2 동남레이크빌 1-207	495-3314	15,723	용도	생활폐기물	10		7					2	1				
										음식물류폐기물	0													
										사업장배출계	0													
		생활	㈜용연환경	13 (1998.03.23)	박지수	안산시 상록구 팔곡이동 356-7	502-2572	14,331	용도	생활폐기물	5		4									1	
										음식물류폐기물	1			1									
										사업장배출계	0													
		생활	㈜경봉환경	7 (1995.02.23)	이명자	안산시 상록구 팔곡일동 335-1	502-8477	12,674	용도	생활폐기물	8		6					1				1	
										음식물류폐기물	0													
										사업장배출계	0													
		생활	동부환경㈜	16 (1998.05.04)	임덕순	안산시 단원구 고잔동 718-2 동남레이크빌 1-314	485-0960	4,718	용도	생활폐기물	4		3					1					
										음식물류폐기물	0													
										사업장배출계	0													

구분		허가대상 폐기물	업체명	등록·관리번호 (승인·허가일)	대표자	소재지	전화번호	2013년 처리량 (톤/년)	수집·운반 차량 현황														
시도	시군구								총계 (대)			밀폐식 차량 (대)	운반용 압착·압축 차량(대)	기계식 상차장치 부착차량 (대)	수거·교반 차량(대)	발효 차량(대)	탱크 로리(대)	카고 트럭(대)	암롤 트럭(대)	컨테이너 트럭(대)	버켓 로더(대)	덤프 트럭(대)	기타(대)
경기	안산시	생활	㈜서진산업	2 (1984.02.07)	서승원	안산시 상록구 양상동 244-10	480-7452	12,694	용도	생활폐기물	8		6					1				1	
										음식물류폐기물	0												
										사업장배출계	0												
		생활	㈜명승환경	18 (1998.05.20)	김운식백용선	안산시 상록구 사동 1485-1 대삼빌딩 402	402-5000	6,633	용도	생활폐기물	5			1				1					3
										음식물류폐기물	0												
										사업장배출계	0												
		생활	송인환경㈜	20 (1998.10.15)	이경자	안산시 상록구 장상동 18-5 건양아파트상가 202호	408-4311	11,659	용도	생활폐기물	6		4					1	1				
										음식물류폐기물	0												
										사업장배출계	0												
		생활	우성환경㈜	1998-14 (1998.03.26)	김도인정유석	안산시 단원구 고잔동 718-2 동남레이크빌 1-910	438-5514	6,119	용도	생활폐기물	8		3	1				4					
										음식물류폐기물	0												
										사업장배출계	0												
		생활	성호산업㈜	1 (1980.08.22)	박주한	안산시 상록구 부곡동 115-8	480-1310	21,087	용도	생활폐기물	9		6	1				1	1				
										음식물류폐기물	2			2									
										사업장배출계	0												
		생활/사업장	㈜경안	6(1984.02.07) `2006-3(2006.01.26) 10(1996.06.22)	유성춘	안산시 단원구 신길동 216-148	493-4115	14,912	용도	생활폐기물	6		3					1	1			1	
										음식물류폐기물	1			1									
										사업장배출계	2		1									1	
		생활	호성개발㈜	4 (1984.02.07)	표인창	안산시 상록구 부곡동 643 301호	409-3414	11,798	용도	생활폐기물	7		6						1				
										음식물류폐기물	0												
										사업장배출계	0												
		생활	(합)승문환경	8 (1996.03.16)	정명건	안산시 상록구 수암동 500-4	485-0107	12,437	용도	생활폐기물	6		5									1	
										음식물류폐기물	1			1									
										사업장배출계	0												
		생활	경진산업㈜	3 (1984.02.17)	임관묵	안산시 상록구 사동 1485-9	494-7000	12,802	용도	생활폐기물	6		5									1	
										음식물류폐기물	1			1									
										사업장배출계	0												
		생활	신양환경㈜	10 (1997.10.13)	임남준	안산시 단원구 고잔동 718-2 동남레이크빌 1-910	438-5500	2	용도	생활폐기물	2			1					1				
										음식물류폐기물	0												
										사업장배출계	0												
		생활/사업장	해인환경㈜	11(1997.10.23) `2006-27(2007.03.15)	채규웅	안산시 단원구 고잔동 533-3 영풍프라자 1014	413-6662	2,286	용도	생활폐기물	2		1						1				
										음식물류폐기물	0												
										사업장배출계	2		1	1									
		생활	안산환경산업㈜	19 (1998.11.05)	이자영	안산시 단원구 신길동 1423-1	493-9681	6,606	용도	생활폐기물	8			1				4	3				
										음식물류폐기물	0												
										사업장배출계	0												
		생활/사업장	(합)서진	21(2000.05.19) 6(1996.05.08)	김형권	안산시 상록구 사동 1402-1	408-8272	87,116	용도	생활폐기물	5		1	1				1	2				
										음식물류폐기물	0												
										사업장배출계	4			1					3				
		생활/사업장	일경산업㈜	`2005-6(2005.06.20) 32(2000.01.11)	서진남	안산시 단원구 고잔동 527-8 신원빌딩 501	480-0123	2,766	용도	생활폐기물	2		1						1				
										음식물류폐기물	0												
										사업장배출계	3			1					2				
		생활	㈜지에이서비스	`2006-17(2006.10.23) `2010-1(2010.01.29)	박기용	안산시 상록구 이동 714-3 32호[광덕1로 355]	414-0558	106	용도	생활폐기물	3	1	1					1					
										음식물류폐기물	0												
										사업장배출계	0												
		생활/사업장	금탑환경㈜	`2006-26(2007.02.26) `2007-6(2007.09.06)	이영재	안산시 단원구 원곡동 994-5 유통상가 10-213	508-0303	6,641	용도	생활폐기물	2							1	1				
										음식물류폐기물	0												
										사업장배출계	4			1					3				
		생활/사업장	㈜중앙환경	`2009-1(2009.01.14) 36(2000.07.14)	장창임	안산시 단원구 고잔동 원곡동 994-5 유통상가 20-319	494-8745	5	용도	생활폐기물	3		1	1					1				
										음식물류폐기물	0												
										사업장배출계	2			2									
		생활	㈜미건개발	`2009-4 (2009.05.11)	안정범	안산시 상록구 이동 649-6번지 4층	411-4881	4	용도	생활폐기물	6		1					4	1				
										음식물류폐기물	0												
										사업장배출계	0												
		생활/사업장	금강그린환경	`2009-5(2009.06.18) `2009-11(2009.12.21)	황찬욱	안산시 단원구 원곡동 994-5 유통상가 6-305	493-1007	6	용도	생활폐기물	3		1					1	1				
										음식물류폐기물	0												
										사업장배출계	4			2				2					

구분		허가대상 폐기물	업체명	등록·관리번호 (승인·허가일)	대표자	소재지	전화번호	2013년 처리량 (톤/년)	수집·운반 차량 현황														
시도	시군구								총계 (대)			밀폐식 차량 (대)	운반용 압착·압축 차량(대)	기계식 상차장치 부착차량 (대)	수거·교반 차량(대)	발효 차량(대)	탱크 로리(대)	카고 트럭(대)	암롤 트럭(대)	컨테이너 트럭(대)	버켓 로더(대)	덤프 트럭(대)	기타(대)
경기	안산시	생활	보국환경	`2009.7 (2009.09.14)	김소연	안산시 상록구 부곡동 656-15	409-3166	1,097	용도	생활폐기물	1							1					
										음식물류폐기물	2	2											
										사업장배출계	0												
		생활/사업장	지알에스환경㈜	2010-02(2010.06.11) 2002-11(2002.05.30)	황은수	안산시 상록구 사동 1530 2층 11호	475-8056	7,690	용도	생활폐기물	3		1	1					1				
										음식물류폐기물	0												
										사업장배출계	3			2					1				
		생활	㈜축복환경기업	2010-07 (2010.10.28)	허승남	안산시 단원구 고잔동 520-4 반월빌딩 250호	502-9900	1,380	용도	생활폐기물	2							1	1				
										음식물류폐기물	0												
										사업장배출계	0												
		사업장	㈜우리환경	4 (1996.03.18)	김관석	안산시 상록구 사동 1485-1 대삼빌딩 504	406-9266	31,774	용도	생활폐기물	0												
										음식물류폐기물	0												
										사업장배출계	3			1								2	
		사업장	태경환경	8 (1996.06.22)	윤기덕	안산시 단원구 원곡동 994-5 유통상가 10-310	409-5219	0	용도	생활폐기물	0												
										음식물류폐기물	0												
										사업장배출계	2			1				1					
		사업장	명성개발㈜	13 (1996.08.19)	김봉환	안산시 상록구 부곡동 685-11	419-8652	68,866	용도	생활폐기물	0												
										음식물류폐기물	0												
										사업장배출계	5			1				1	3				
		사업장	에코메탈	`2001-21 (2001.09.06)	문왕준	안산시 단원구 원곡동 994 유통상가 C-215	497-1057	130	용도	생활폐기물	0												
										음식물류폐기물	0												
										사업장배출계	2			2									
		사업장	기성산업환경㈜	19 (1997.05.12)	이종수	안산시 단원구 신길동 1423-1	493-9679	54,922	용도	생활폐기물	0												
										음식물류폐기물	0												
										사업장배출계	7			2					5				
		사업장	㈜봉천	25 (1998.10.17)	박종섭	안산시 단원구 원곡동 994-5 유통상가 13-312	495-3344	2,221	용도	생활폐기물	0												
										음식물류폐기물	0												
										사업장배출계	3			1					2				
		사업장	㈜다래산업	2001-19 (2001.11.27)	이형복	안산시 상록구 본오동 880-9 204호	495-4006	58	용도	생활폐기물	0												
										음식물류폐기물	0												
										사업장배출계	2			1					1				
		생활/사업장	㈜환운산업	34(2000.05.17) 11-5(2011.11.29)	임재명	안산시 단원구 초지동 704-8	403-2346	33,693	용도	생활폐기물	2	1		1									
										음식물류폐기물	0												
										사업장배출계	3								3				
		사업장	㈜대명	35 (2000.06.12)	김선희	안산시 단원구 선부동 1076-15 진주프라자 501	413-3820	59	용도	생활폐기물	0												
										음식물류폐기물	0												
										사업장배출계	2			1					1				
		사업장	대민국재향군인회전선사	37 (2000.08.01)	박세환	안산시 단원구 원곡동 994-5 유통상가 5-218	495-4997	4,677	용도	생활폐기물	0												
										음식물류폐기물	0												
										사업장배출계	3			1				2					
		사업장	㈜전진환경	`2002-8 (2001.04.04)	한경수	안산시 단원구 고잔동 718-1 동남레이크빌 2-514	484-6356	1,617	용도	생활폐기물	0												
										음식물류폐기물	0												
										사업장배출계	5			1				1	3				
		사업장	대륙환경	`2002-12 (2002.10.23)	이우점	안산시 단원구 고잔2길 9 (고잔동 529-4 하이베라스B/D 407호)	401-5885	354	용도	생활폐기물	0												
										음식물류폐기물	0												
										사업장배출계	2			1					1				
		사업장	조은테크㈜	`2003-3 (2003.03.18)	김선균	안산시 상록구 월피동 456-6	402-0838	932	용도	생활폐기물	0												
										음식물류폐기물	0												
										사업장배출계	2			1					1				
		사업장	㈜홍보	`2002-2 (2001.11.18)	설인기	안산시 단원구 원곡동 762	495-4633	0	용도	생활폐기물	0												
										음식물류폐기물	0												
										사업장배출계	2								2				
		사업장	㈜수인개발	`2002-10 (2002.05.27)	임희수	안산시 단원구 초지동 726-2 골드프라자 205호	405-2514	304	용도	생활폐기물	0												
										음식물류폐기물	0												
										사업장배출계	2			2									
		사업장	김포환경	`2002-18 (2002.12.21)	김형태	안산시 단원구 원곡동 994-5 유통상가 8-309	494-1797	624	용도	생활폐기물	0												
										음식물류폐기물	0												
										사업장배출계	3			2				1					

구분		허가대상 폐기물	업체명	등록·관리번호 (승인·허가일)	대표자	소재지	전화번호	2013년 처리량 (톤/년)	수집·운반 차량 현황														
시도	시군구								총계 (대)			밀폐식 차량 (대)	운반용 압착·압축 차량(대)	기계식 상차장치 부착차량 (대)	수거·교반 차량(대)	발효 차량(대)	탱크 로리(대)	카고 트럭(대)	암롤 트럭(대)	컨테이너 트럭(대)	버켓 로더(대)	덤프 트럭(대)	기타(대)
경기	안산시	사업장	대진환경㈜	`2003-1 (2003.04.17)	이철환	안산시 단원구 와동 762 유통상가 6-322	414-7272	438	용도	생활폐기물	0												
										음식물류폐기물	0												
										사업장배출계	4			3					1				
		사업장	경인산업㈜	2003-7 (2003.05.20)	김현정	안산시 단원구 원곡동 994-5유통상가 C-316	494-7433	0	용도	생활폐기물	0												
										음식물류폐기물	0												
										사업장배출계	3			1				2					
		사업장	그린환경㈜	`2003-16 (2004.05.20)	김일두	안산시 단원구 원곡동 유통상가 2-322	434-6935	3,600	용도	생활폐기물	0												
										음식물류폐기물	0												
										사업장배출계	5			2				1	2				
		사업장	그린하이텍	`2004-4 (2004.06.09)	장인수	안산시 단원구 고잔동 527-9 중앙오피스텔 1013	405-0402	219	용도	생활폐기물	0												
										음식물류폐기물	0												
										사업장배출계	5			2				3					
		사업장	㈜동우개발	`2002-14 (1996.03.14)	홍상표	안산시 단원구 고잔동 518 자유센터 506-508호	411-6815	267	용도	생활폐기물	0												
										음식물류폐기물	0												
										사업장배출계	3							1	1			1	
		사업장	㈜대양이엔지	`2004-5 (2004.07.23)	장동일	안산시 단원구 초지동 742-1키즈타운 606	475-8837	47,633	용도	생활폐기물	0												
										음식물류폐기물	0												
										사업장배출계	3								3				
		사업장	㈜동양엔지니어링	2001-7 (2001.03.20)	고승은	안산시 단원구 원곡동 유통상가 15-325	319-3113	0	용도	생활폐기물	0												
										음식물류폐기물	0												
										사업장배출계	2								2				
		사업장	가다오다	`2005-2 (2005.04.14)	마종현	안산시 상록구 본오동 871 신안프라자 127동 지층22호	501-4445	1	용도	생활폐기물	0												
										음식물류폐기물	0												
										사업장배출계	3			2				1					
		사업장	삼성사	05-7 (2005.11.11)	이상신	안산시 상록구 장하동 351-2번지301호	483-7100	534	용도	생활폐기물	0												
										음식물류폐기물	0												
										사업장배출계	2			1				1					
		사업장	성광상사	`2006-4 (2006.02.24)	정원용	안산시 단원구 고잔동 720 호수공원아파트 121-1304	475-8489	61	용도	생활폐기물	0												
										음식물류폐기물	0												
										사업장배출계	2			1				1					
		사업장	푸른이앤에스	`2006-5 (2006.04.11)	김영옥	안산시 단원구 원곡동 994-5 유통상가 11-319	494-0886	3,140	용도	생활폐기물	0												
										음식물류폐기물	0												
										사업장배출계	3							2	1				
		사업장	㈜진주기업	2006-8 (2006.07.31)	최광수	안산시 단원구 고잔동 542-2 우진빌딩 312호	686-8055	0	용도	생활폐기물	0												
										음식물류폐기물	0												
										사업장배출계	2			1					1				
		사업장	첨단자원	`2006-11 (2006.06.28)	전종남	안산시 단원구 선감동 685	401-1661	0	용도	생활폐기물	0												
										음식물류폐기물	0												
										사업장배출계	2			1				1					
		사업장	㈜뉴대성	`2006-13 (2006.08.09)	유세현	안산시 상록구 본오동 841-10	407-6464	17,388	용도	생활폐기물	0												
										음식물류폐기물	0												
										사업장배출계	2							1	1				
		사업장	유성환경개발	`2006-22 (2006.11.06)	김지영	안산시 단원구 원곡동 994-5 유통상가 19-225	491-5647	5,213	용도	생활폐기물	0												
										음식물류폐기물	0												
										사업장배출계	5			2					3				
		사업장	문화자원	`2007-1 (2007.03.14)	이의진	안산시 단원구 원곡동 994-5 유통상가 20-308	498-0618	72	용도	생활폐기물	0												
										음식물류폐기물	0												
										사업장배출계	3			2					1				
		사업장	자연환경	`2006-23 (2007.05.01)	김원배	안산시 단원구 고잔동 542-2 우진빌딩 403호		0	용도	생활폐기물	0												
										음식물류폐기물	0												
										사업장배출계	2			1				1					
		사업장	우림자원환경	`2007-4 (2007.05.17)	노영애	안산시 단원구 원곡동 994-5 유통상가 15동 205호	355-6982	139	용도	생활폐기물	0												
										음식물류폐기물	0												
										사업장배출계	2			2									
		사업장	㈜엠에스제이개발	`2007-5 (2007.06.05)	오미애	안산시 단원구 원곡동 994 유통상가 E2-336	508-4774	144	용도	생활폐기물	0												
										음식물류폐기물	0												
										사업장배출계	2			2									

구분		허가대상 폐기물	업체명	등록·관리번호 (승인·허가일)	대표자	소재지	전화번호	2013년 처리량 (톤/년)	수집·운반 차량 현황														
시도	시군구								총계 (대)			밀폐식 차량 (대)	운반용 압착·압축 차량(대)	기계식 상차장치 부착차량 (대)	수거·교반 차량(대)	발효 차량(대)	탱크 로리(대)	카고 트럭(대)	암롤 트럭(대)	컨테이너 트럭(대)	버켓 로더(대)	덤프 트럭(대)	기타(대)
경기	안산시	사업장	승호산업	2007-8 (2007.09.28)	조호승	안산시 단원구 원곡동 994-5 유통상가 10-310	491-5138	29	용도	생활폐기물	0												
										음식물류폐기물	0												
										사업장배출계	2			2									
		사업장	대명메탈㈜	`2007-11 (2007.12.17)	라은정	안산시 상록구 부곡동 205	414-3379	11	용도	생활폐기물	0												
										음식물류폐기물	0												
										사업장배출계	3			2				1					
		사업장	에이스환경㈜	`2008-4 (2008.05.22)	박진숙	안산시 단원구 고잔동 523-6 대우마이빌 1010	487-2681	254	용도	생활폐기물	0												
										음식물류폐기물	0												
										사업장배출계	3			2				1					
		사업장	대경자원환경	`2008-5 (2008.06.03)	남대현	안산시 단원구 원곡동 994-5 유통상가18-320	493-3342	129	용도	생활폐기물	0												
										음식물류폐기물	0												
										사업장배출계	3			2				1					
		사업장	안산상사	`2008-6 (2008.07.07)	김현옥	안산시 상록구 장상동 3-192	485-0476	485	용도	생활폐기물	0												
										음식물류폐기물	0												
										사업장배출계	2			2									
		사업장	㈜동명그린	`2008-7 (2008.07.21)	김병복	안산시 단원구 선부동 1076-15 진주프라자 507	483-7467	238,287	용도	생활폐기물	0												
										음식물류폐기물	0												
										사업장배출계	9			1					8				
		사업장	태승자원	`2008-9 (2008.09.01)	주선자	안산시 단원구 원곡동 994-5 유통상가 11-318	319-4141	0	용도	생활폐기물	0												
										음식물류폐기물	0												
										사업장배출계	2			2									
		사업장	신한환경	`2008-10 (2008.10.10)	신정식	안산시 단원구 원곡동 994-5유통상가 12-319	491-9895	2,957	용도	생활폐기물	0												
										음식물류폐기물	0												
										사업장배출계	2			1					1				
		사업장	다모아환경자원	`2008-11 (2008.10.28)	이상복	안산시 단원구 원곡동 853-1 상림상가 마동 202호	493-7282	236	용도	생활폐기물	0												
										음식물류폐기물	0												
										사업장배출계	3			2				1					
		사업장	대광자원	`2008-11 (2008.11.20)	송기덕	안산시 단원구 원곡동 994-5유통상가 13-318	498-4446	714	용도	생활폐기물	0												
										음식물류폐기물	0												
										사업장배출계	2			2									
		사업장	영동환경	`2009-3 (2009.04.27)	정학균	안산시 단원구 신길동 1421	491-1139	100	용도	생활폐기물	0												
										음식물류폐기물	0												
										사업장배출계	3			2				1					
		생활/사업장	지구환경㈜	2009-8(2009.09.25) 12-1(2012.05.23)	김정석	안산시 단원구 원곡동 994-5 유통상가 6-302	486-3333	8,649	용도	생활폐기물	3	1	1	1									
										음식물류폐기물	0												
										사업장배출계	2			1					1				
		사업장	삼성자원	2009-9 (2009.11.26)	김지현	안산시 상록구 부곡동 66-4	8059-6364	0	용도	생활폐기물	0												
										음식물류폐기물	0												
										사업장배출계	4			4									
		사업장	두꺼비상사	`2009-12 (2009.12.22)	김철심	안산시 단원구 신길동 1393-2		0	용도	생활폐기물	0												
										음식물류폐기물	0												
										사업장배출계	3			1				2					
		사업장	현대그린환경	2010-06 (2010.10.27)	이천희	안산시 단원구 원곡동 994-5 유통상가 19-316	495-7855	268	용도	생활폐기물	0												
										음식물류폐기물	0												
										사업장배출계	2			2									
		사업장	㈜제이씨산업	2010-03 (2010.07.05)	김태원	안산시 단원구 원곡동 994-5 유통상가 5-311	495-5650	29	용도	생활폐기물	0												
										음식물류폐기물	0												
										사업장배출계	4			2				2					
		사업장	일성산업자원	2010-04 (2010.08.02)	유태종	안산시 단원구 선부동 1097-20	414-9741	0	용도	생활폐기물	0												
										음식물류폐기물	0												
										사업장배출계	2			2									
		사업장	엘에스자원환경	11-2 (2011.01.19)	권순조	안산시 단원구 원곡동 994-5 유통상가 6-327	070-7746-4597	0	용도	생활폐기물	0												
										음식물류폐기물	0												
										사업장배출계	2			1				1					
		사업장	새솔환경개발㈜	11-1 (2011.01.21)	나형순	안산시 단원구 원곡동 994-5 유통상가 10-214	493-7999	0	용도	생활폐기물	0												
										음식물류폐기물	0												
										사업장배출계	2		1	1									

구분		허가대상 폐기물	업체명	등록·관리번호 (승인·허가일)	대표자	소재지	전화번호	2013년 처리량 (톤/년)	수집·운반 차량 현황														
시도	시군구								총계 (대)			밀폐식 차량 (대)	운반용 압착·압축 차량(대)	기계식 상차장치 부착차량 (대)	수거·교반 차량(대)	발효 차량(대)	탱크 로리(대)	카고 트럭(대)	암롤 트럭(대)	컨테이너 트럭(대)	버켓 로더(대)	덤프 트럭(대)	기타(대)
경기	안산시	생활/사업장	㈜북천	11-2(2011.02.14) 11-3(2011.02.14)	김용래	안산시 단원구 고잔동 775 폴리타운 B동 711호	493-6432	94,142	용도	생활폐기물	7		1	2				2	2				
										음식물류폐기물	0												
										사업장배출계	18								9	9			
		사업장	대광비철금속	11-5 (2011.04.25)	조정호	안산시 단원구 와동 762 1동 1414호	483-8971	124	용도	생활폐기물	0												
										음식물류폐기물	0												
										사업장배출계	3			3									
		생활	㈜에이앤비산업	1998-12 (1998.03.04.)	조영천,이명남	안산시 단원구 동산로 60 반월종합상가 417호	031-493-3515	4,795	용도	생활폐기물	4		4										
										음식물류폐기물	1	1											
										사업장배출계	0												
		사업장	성림유화㈜	1996-14 (1996.12.15.)	최충근	안산시 단원구 지원로 27	031-499-3713	10,742	용도	생활폐기물	0												
										음식물류폐기물	0												
										사업장배출계	6							2	4				
		사업장	비노텍㈜	1994-3 (1994.04.16.)	박승환	안산시 단원구 해안로 308	031-491-5000	4,845	용도	생활폐기물	0												
										음식물류폐기물	0												
										사업장배출계	2								2				
		사업장	한국환경개발㈜	1993-2 (1993.04.30.)	서한철	안산시 단원구첨단로 207번길 5	031-498-6644	18,916	용도	생활폐기물	0												
										음식물류폐기물	0												
										사업장배출계	3	1		1					1				
		사업장	대일개발㈜	1993-1 (1993.04.30.)	주재희	안산시 단원구 지원로 7	031-498-1451	35,268	용도	생활폐기물	0												
										음식물류폐기물	0												
										사업장배출계	5								5				
		사업장	부경산업㈜	1999-26 (1999.01.12.)	김주한	안산시 단원구 신원로 91번길 16	031-491-3971	2,965	용도	생활폐기물	0												
										음식물류폐기물	0												
										사업장배출계	4								4				
		사업장	태광산업	12-2 (2012.06.04)	윤미	안산시 단원구 고잔동 704-4대원프라자 401호	508-0020	15	용도	생활폐기물	0												
										음식물류폐기물	0												
										사업장배출계	2			2									
		사업장	㈜평화산업	12-4 (2012.10.29)	방원란	안산시 상록구 사동 1415-6 203호	416-6694	0	용도	생활폐기물	0												
										음식물류폐기물	0												
										사업장배출계	2			1					1				
		사업장	해동상회	12-5 (2012.12.12)	이해동	안산시 단원구 선부동 1071-9 신한B/D 204호	508-2390	7	용도	생활폐기물	0												
										음식물류폐기물	0												
										사업장배출계	2			2									
		생활	예성환경	12-3 (2012.09.14)	이경	안산시 단원구 원곡동 994-5 유통상가 15동 303호	494-5985	865	용도	생활폐기물	2		1						1				
										음식물류폐기물	0												
										사업장배출계	0												
		생활	건영환경	12-4 (2012.11.01)	이주현	안산시 단원구 원곡동 994-5 유통상가 6동 302호	319-6625	41	용도	생활폐기물	2		1						1				
										음식물류폐기물	0												
										사업장배출계	0												
		사업장	서현산업개발	11-6 (2011.08.12)	정지민	안산시 단원구 원곡동 846-7	410-1999	67	용도	생활폐기물	0												
										음식물류폐기물	0												
										사업장배출계	2			2									
		사업장	대영자원환경	11-7 (2011.08.18)	박영순	안산시 단원구 원곡동 994-5유통상가 19동322호	366-4978	11	용도	생활폐기물	0												
										음식물류폐기물	0												
										사업장배출계	2			2									
		생활	청우환경	11-4 (2011.10.06)	백성호	안산시 상록구 부곡동 656-15	418-7833	0	용도	생활폐기물	2		1						1				
										음식물류폐기물	0												
										사업장배출계	0												
		생활	미진환경	13-3 (2013-04-10)	김석진	안산시 상록구 성호로 278[부곡동 681-10]	502-2935	23	용도	생활폐기물	3	1	1	1									
										음식물류폐기물	1			1									
										사업장배출계	0												
		생활	한길산업개발㈜	13-4 (2013-05-15)	최규복	안산시 상록구 이호로2길 2 [본오동 943-9]	501-0471	819	용도	생활폐기물	2	1		1									
										음식물류폐기물	0												
										사업장배출계	0												
		사업장	삼미산업㈜	13-1 (2013-02-13)	김해룡	안산시 상록구 팔곡일동 222 [남산평길 41-21]	437-0102	244	용도	생활폐기물	0												
										음식물류폐기물	0												
										사업장배출계	3			1				2					

구분		허가대상 폐기물	업체명	등록·관리번호 (승인·허가일)	대표자	소재지	전화번호	2013년 처리량 (톤/년)	수집·운반 차량 현황															
시도	시군구								총계 (대)			밀폐식 차량 (대)	운반용 압착·압축 차량(대)	기계식 상차장치 부착차량 (대)	수거·교반 차량(대)	발효 차량(대)	탱크 로리(대)	카고 트럭(대)	암롤 트럭(대)	컨테이너 트럭(대)	버켓 로더(대)	덤프 트럭(대)	기타(대)
경기	안산시	사업장	㈜금학산업	13-2 (2013-03-26)	한인태	안산시 단원구 광덕3로 69 [초지동 719-7 301호]	414-9511	118	용도	생활폐기물	0													
										음식물류폐기물	0													
										사업장배출계	4			1			2		1					
		사업장	세종산업개발	13-5 (2013-05-31)	김광영	안산시 단원구 선부로 27[와동 유통상가 5동 5321호]	417-1007	117	용도	생활폐기물	0													
										음식물류폐기물	0													
										사업장배출계	2			1					1					
		사업장	칠성환경	13-06 (2013-07-08)	배규용	안산시 단원구 산단로 326 [유통상가 지하다동 27호]	493-5955	0	용도	생활폐기물	0													
										음식물류폐기물	0													
										사업장배출계	2			2										
		사업장	보령환경	13-07 (2013-07-12)	최재광	안산시 단원구 산단로 326 [유통상가 3동 208호]		26	용도	생활폐기물	0													
										음식물류폐기물	0													
										사업장배출계	2			2										
		사업장	만드기자원환경	13-08 (2013-07-29)	김영득	안산시 단원구 산단로 326 [유통상가 17동 203호	493-7444	0	용도	생활폐기물	0													
										음식물류폐기물	0													
										사업장배출계	2			2										
		사업장	㈜한솔리싸이클링	13-09 (2013-07-29)	강의석	안산시 상록구 건지미길 15-28 [건건동 인정프린스@상가A동 202호]		0	용도	생활폐기물	0													
										음식물류폐기물	0													
										사업장배출계	2			2										
		사업장	지명테크	13-10 (2013-08-16)	임기택	안산시 단원구 산단로 348[유통상가 B동 121호]	070-7799-8297	0	용도	생활폐기물	0													
										음식물류폐기물	0													
										사업장배출계	2			2										
		사업장	유달자원환경	13-11 (2013-09-30)	김영철	안산시 단원구 산단로 348[유통상가 C동 311호]	491-8733	0	용도	생활폐기물	0													
										음식물류폐기물	0													
										사업장배출계	3			3										
		사업장	서일산업	13-12 (2013-10-25)	김진	안산시 상록구 영화5길 25[사동 1472-8]	417-6760	0	용도	생활폐기물	0													
										음식물류폐기물	0													
										사업장배출계	2			2										
		사업장	와이케이㈜	13-13 (2013-11-13)	강영미	안산시 상록구 건건5길 6[건건동 서해상가 103호]	502-3076	7	용도	생활폐기물	0													
										음식물류폐기물	0													
										사업장배출계	2			1					1					
		사업장	㈜삼부자원개발	13-14 (2013-11-15)	안연배	안산시 단원구 산단로 326[유통상가 지하가동 10호]	992-3000	0	용도	생활폐기물	0													
										음식물류폐기물	0													
										사업장배출계	2			2										
		사업장	상신환경㈜	13-15 (2013-11-21)	이은철	안산시 단원구 산단로 326[유통상가 21동 209호]	491-2989	0	용도	생활폐기물	0													
										음식물류폐기물	0													
										사업장배출계	2			2										
		사업장	국제종합환경개발	13-16 (2013-12-30)	하태경	안산시 단원구 광덕3로 163 [고잔동 동남레이크빌 2차 204호]	485-5454	0	용도	생활폐기물	0													
										음식물류폐기물	0													
										사업장배출계	2			2										
	고양시계		18 업체					244,877	용도	생활폐기물	193	76	23	31	0	10	0	13	18	13	0	0	9
										음식물류폐기물	77	32	32	0	0	0	13	0	0	0	0	0	0
										사업장배출계	31	8	0	4	0	0	0	4	7	8	0	0	0
	고양시	생활	수창기업	1996-1 (1996.4.1)	양승선	화신로272	978-7744	13,339	용도	생활폐기물	14	7		3		1			2	1			
										음식물류폐기물	4	2	2										
										사업장배출계	0	0											
		생활	원당기업	1996-7 (1998.8.1)	정홍훈	화신로272	978-8844	15,283	용도	생활폐기물	12	6		2		1			1	2			
										음식물류폐기물	4	2	2										
										사업장배출계	0	0											
		생활/사업장	고양위생공사	1998-9(1998.8.1) 2000-37(2000.12.30)	표상도	호국로840	962-2027	14,492	용도	생활폐기물	16	8		3		1			2	2			
										음식물류폐기물	6	3	3										
										사업장배출계	12	6								6			
		생활	서강기업	1996-5 (1996.5.1)	정우정	충장로7	972-7833	9,033	용도	생활폐기물	21	11		5		1			2	2			
										음식물류폐기물	8	4	4										
										사업장배출계	0	0											
		생활	천일공사	1998-6 (1998.8.1)	심재석	무원로6	938-2776	13,018	용도	생활폐기물	13	7		2		1			2	1			
										음식물류폐기물	6	3	3										
										사업장배출계	0	0											

구분		허가대상 폐기물	업체명	등록·관리번호 (승인·허가일)	대표자	소재지	전화번호	2013년 처리량 (톤/년)	수집·운반 차량 현황													
시도	시군구								총계 (대)			밀폐식 차량 (대)	운반용 압착·압축 차량(대)	기계식 상차장치 부착차량 (대)	수거·교반 차량(대)	발효 차량(대)	탱크 로리(대)	카고 트럭(대)	암롤 트럭(대)	컨테이너 트럭(대)	버켓 로더(대)	덤프 트럭(대)	기타(대)
경기	고양시	생활	청안기업	1998-10 (1998.8.1)	서중원	고봉로814	975-2338	31,399	용도	생활폐기물	17	9		3		1			3	1			
										음식물류폐기물	6	3	3										
										사업장배출계	0	0											
		생활	고양미화산업	1996-4 (1996.5.1)	신동성	성석로111-45	975-6646	25,548	용도	생활폐기물	12	6		2		1			2	1			
										음식물류폐기물	10	5	5										
										사업장배출계	0	0											
		생활/사업장	벽제개발	1998-8(1998.8.1) 1998-17(1998.11.7)	임희영	통일로771-16	963-8700	21,769	용도	생활폐기물	15	8		4		1			1	1			
										음식물류폐기물	8	4	4										
										사업장배출계	4	2								2			
		생활	승문기업	1996-3 (1996.5.1)	정명건	성석로323	977-4126	15,423	용도	생활폐기물	16	8		4		1			1	1			1
										음식물류폐기물	6	3	3										
										사업장배출계	0	0											
		생활	그린워크	1996-2 (1996.5.1)	한상훈	마상로134-4	966-5072	13,407	용도	생활폐기물	12	6		3		1			1	1			
										음식물류폐기물	6	3	3										
										사업장배출계	0	0											
		생활/사업장	㈜정심환경	1999-1 (1999.8.17)	한달수	고양시 덕양구 마상로 134번길 4 (주교동)	968-2995	2,274	용도	생활폐기물	0												
										음식물류폐기물	0												
										사업장배출계	2			1					1				
		생활/사업장	동방환경	2013-1 (2013.2.25)	이옥열	고양시 일산동구 장진천길 88-1(설문동)	977-1601	0	용도	생활폐기물	0												
										음식물류폐기물	0												
										사업장배출계	2							2					
		사업장	(주)녹원기업	2012-1 (2012.11.19)	제갈송자	고양시 덕양구 호국로 840(성사동)	962-2027	32,869	용도	생활폐기물	0												
										음식물류폐기물	0												
										사업장배출계	2								2				
		사업장	부경환경㈜	2000-1 (2000.5.9)	김창배	고양시 일산동구 백마로 223, 현대에뜨레베 1309호(장항동)	957-8991	187	용도	생활폐기물	0												
										음식물류폐기물	0												
										사업장배출계	2			1					1				
		사업장	㈜홍명환경	2000-2 (2000.7.23)	이대성	고양시 일산동구 사리현로 143-2(사리현동)	963-8460	3,128	용도	생활폐기물	0												
										음식물류폐기물	0												
										사업장배출계	2			1					1				
		사업장	㈜제일아이앤디	2001-1 (2001.2.28)	전을영	고양시 덕양구 내유길 182(내유동)	911-0040	30	용도	생활폐기물	0												
										음식물류폐기물	0												
										사업장배출계	3			1				1	1				
		사업장	남양환경	2013-2 (2013.10.15)	장순이	일산서구 중앙로 1557, 삼운투루아 오피스텔 913호(대화동)		0	용도	생활폐기물	0												
										음식물류폐기물	0												
										사업장배출계	2							1	1				
		생활	원미환경	Jan-70 1999.2.1	염규영	오정구 까치로74번길102	654-7771	33,679	용도	생활폐기물	45		23					13	1				8
										음식물류폐기물	13						13						
										사업장배출계	0												
	과천시계		6 업체					12,646	용도	생활폐기물	21	0	6	0	0	0	0	0	9	0	0	0	6
										음식물류폐기물	2	0	2	0	0	0	0	0	0	0	0	0	0
										사업장배출계	0	0	0	0	0	0	0	0	0	0	0	0	0
	과천시	생활	개운환경㈜	1999-7 (1999.9.29)	이우영	별양상가1로18 906호	02)502-4946	2,080	용도	생활폐기물	3		1						1				1
										음식물류폐기물	0												
										사업장배출계	0												
		생활	현대환경(합자)	1999-4 (1999.9.8)	오숙화	별양상가 2로 20 지층	02)504-2870	1,422	용도	생활폐기물	3		1						1				1
										음식물류폐기물	0												
										사업장배출계	0												
		생활	대정위생㈜	1999-5 (1999.9.29)	김성훈	별양상가 1로 18 906호	02)503-0967	1,580	용도	생활폐기물	3		1						1				1
										음식물류폐기물	0												
										사업장배출계	0												
		생활	신영산업㈜	1999-6 (1999.9.29)	양현식	별양상가 1로 18 610호	02)504-5992	854	용도	생활폐기물	3		1						1				1
										음식물류폐기물	0												
										사업장배출계	0												
		생활	과천산업㈜	1999-2 (1999.9.29)	노영환, 노재호	별양상가 1로 18 709호	02)507-7209	4,995	용도	생활폐기물	4		1						1				2
										음식물류폐기물	0												
										사업장배출계	0												

구분		허가대상 폐기물	업체명	등록·관리번호 (승인·허가일)	대표자	소재지	전화번호	2013년 처리량 (톤/년)	수집·운반 차량 현황															
시도	시군구								총계 (대)			밀폐식 차량 (대)	운반용 압착·압축 차량(대)	기계식 상차장치 부착차량 (대)	수거·교반 차량(대)	발효 차량(대)	탱크 로리(대)	카고 트럭(대)	암롤 트럭(대)	컨테이너 트럭(대)	버켓 로더(대)	덤프 트럭(대)	기타(대)
경기	과천시	생활	정계환경㈜	1999-1 (1999.9.29)	김양욱	별양상가로 7 512-2호	02)503-4300	1,715	용도	생활폐기물	5		1						4				
										음식물류폐기물	2		2										
										사업장배출계	0												
	구리시계		11 업체					56,423	용도	생활폐기물	31	4	15	1	0	0	2	1	6	0	0	2	0
										음식물류폐기물	16	8	0	8	0	0	0	0	0	0	0	0	0
										사업장배출계	8	0	0	3	0	0	1	1	0	0	0	3	0
	구리시	생활	미래산업㈜	99-5 (99.9.1.)	유병순	수택동 430-31	031-555-1020	17,062	용도	생활폐기물	6		4	1								1	
										음식물류폐기물	1	1											
										사업장배출계	0												
		생활	구지환경산업㈜	99-4 (99.9.1.)	윤명재	인창동 127 청과물동 3층	031-569-8579	17,358	용도	생활폐기물	7		6									1	
										음식물류폐기물	2	2											
										사업장배출계	0												
		생활	그린환경㈜	99-1 (99.2.2.)	최종봉	인창동 127 청과물동 3층	031-556-4251	3,590	용도	생활폐기물	7	1	4						2				
										음식물류폐기물	0												
										사업장배출계	0												
		생활	㈜미성기업	2005-1 (05.3.16.)	김시곤	인창동 127 청과물동 3층	031-568-4570	1,853	용도	생활폐기물	5	2							3				
										음식물류폐기물	2	2											
										사업장배출계	0												
		생활	㈜클린앤제로	2008-3 (08.11.28.)	홍성필	수택동 849	031-565-8822	6,084	용도	생활폐기물	2	1	1										
										음식물류폐기물	6	1		5									
										사업장배출계	0												
		생활	진영환경	2002-2 (02.11.29)	이명선	교문동 339-33	031-557-0548	731	용도	생활폐기물	2							1	1				
										음식물류폐기물	0												
										사업장배출계	0												
		생활	경신개발환경㈜	2009-1 (09.12.14.)	조현철	교문동 735-9 다건씨티 1204호	031-562-8204	23	용도	생활폐기물	2						2						
										음식물류폐기물	0												
										사업장배출계	0												
		사업장	에버환경	2010-03 (10.12.7.)	이상민	인창동 672-4	031-511-3291	316	용도	생활폐기물	0												
										음식물류폐기물	0												
										사업장배출계	2			1								1	
		생활	에코환경	2011-01 (11.8.11.)	박일열	교문동 735-7 1동906호	031-565-9261	8,914	용도	생활폐기물	0												
										음식물류폐기물	5	2		3									
										사업장배출계	0												
		사업장	상훈환경	2011-02 (11.12.30.)	김상권	사노동 340-22	070-4400-8444	391	용도	생활폐기물	0												
										음식물류폐기물	0												
										사업장배출계	4			1			1	1				1	
		사업장	영인환경	2012-01 (12.3.26.)	이용식	인창동 672-2 B117호	031-559-6199	101	용도	생활폐기물	0												
										음식물류폐기물	0												
										사업장배출계	2			1								1	
	남양주시계		34 업체					365,950	용도	생활폐기물	107	7	24	10	0	0	0	17	41	0	0	6	2
										음식물류폐기물	15	15	0	0	0	0	0	0	0	0	0	0	0
										사업장배출계	53	0	0	13	0	0	0	17	14	2	0	1	6
	남양주시	생활	대원산업	1995-1호 (1995.02.24)	가유현	평내동 203-2	591-3633	18,828	용도	생활폐기물	6		3						3				
										음식물류폐기물	2	2											
										사업장배출계	0												
		생활	금곡산업	1995-2호 (1995.02.24)	신연화	일패동 99-15	563-3862	11,654	용도	생활폐기물	7		2						3			2	
										음식물류폐기물	2	2											
										사업장배출계	0												
		생활	성일기업	1995-3호 (1995.02.24)	윤중교	와부읍 덕소리 465-1	577-1482	12,678	용도	생활폐기물	7		3						3			1	
										음식물류폐기물	2	2											
										사업장배출계	0												
		생활	농경산업	1995-4호 (1995.02.24)	성열준	진접읍 연평리 135-9	572-2285	33,536	용도	생활폐기물	11		3						7				1
										음식물류폐기물	3	3											
										사업장배출계	0												
		생활	마석산업	1995-5호 (1995.02.24)	유후근	화도읍 마석우리 265-3	594-0697	34,335	용도	생활폐기물	10		4						6				
										음식물류폐기물	2	2											
										사업장배출계	0												

구분		허가대상 폐기물	업체명	등록·관리번호 (승인·허가일)	대표자	소재지	전화번호	2013년 처리량 (톤/년)	수집·운반 차량 현황														
시도	시군구								총계 (대)			밀폐식 차량 (대)	운반용 압착·압축 차량(대)	기계식 상차장치 부착차량 (대)	수거·교반 차량(대)	발효 차량(대)	탱크 로리(대)	카고 트럭(대)	암롤 트럭(대)	컨테이너 트럭(대)	버켓 로더(대)	덤프 트럭(대)	기타(대)
경기	남양주시	생활	미도산업	1995-6호 (1995.02.24)	조종필	별내면 광전리 564	527-9072	13,843	용도	생활폐기물	8		2						5				1
										음식물류폐기물	2	2											
										사업장배출계	0												
		생활	삼영기업	1995-7호 (1995.02.24)	윤대근	진건읍 송능리 160-13	574-8991	6,276	용도	생활폐기물	4		1						3				
										음식물류폐기물	2	2											
										사업장배출계	0												
		생활	임송환경	2011-1호 (2011.1.11)	김시곤	진접읍 진벌리 543-2	528-1885	3,650	용도	생활폐기물	5								5				
										음식물류폐기물	0												
										사업장배출계	0												
		생활/사업장	청솔환경자원㈜	2005-2호(2005.7.29) 2009-2호(2009.03.05)	박희성	진건읍 사릉로264번길 301-20	571-6420	0	용도	생활폐기물	2		1						1				
										음식물류폐기물	0												
										사업장배출계	4							3	1				
		생활	우리자원	2011-4호(2011.5.25) 2005-3호(2005.08.22)	김승환	진접읍 진벌로 159	527-0002	549	용도	생활폐기물	4		1	2					1				
										음식물류폐기물	0												
										사업장배출계	0												
		생활	㈜방태	1995-1호 (1995.03.24)	김용남	진건읍 송능리 56-1	529-0123	35,005	용도	생활폐기물	5							1	1			3	
										음식물류폐기물	0												
										사업장배출계	0												
		사업장	㈜한진산업	2002-9호 (2002.03.13)	김상현	진접읍 연평리 215	572-7788	0	용도	생활폐기물	0												
										음식물류폐기물	0												
										사업장배출계	1								1				
		생활/사업장	남양그린㈜	2006-6호(2006.11.23) 2007-1(2007.02.01)	김현준	금곡동 158-1	511-9831	18,517	용도	생활폐기물	3		1						2				
										음식물류폐기물	0												
										사업장배출계	2								2				
		생활/사업장	삼오자원	2009-6호(2009.06.09) 2009-4호(2009.6.9)	박상수	진접읍 팔야리 485-2	531-3507	51,870	용도	생활폐기물	14	1	1	2				10					
										음식물류폐기물	0												
										사업장배출계	2			2									
		사업장	평호산업㈜	1995-5호 (1995.03.24)	이강천	화도읍 차산리 855-2	511-1595	48,079	용도	생활폐기물	0												
										음식물류폐기물	0												
										사업장배출계	9			3					5				1
		사업장	(주)이앤알	2007-15호 (2007.06.04)	김용범	진접읍 부평리 436-6	844-7004	0	용도	생활폐기물	0												
										음식물류폐기물	0												
										사업장배출계	3							2					1
		사업장	㈜에스와이	2006-2호 (2006.04.18)	송문종	별내면 청학리 428-2	847-7562	0	용도	생활폐기물	0												
										음식물류폐기물	0												
										사업장배출계	7			1						2			4
		생활/사업장	아름환경산업	2006-1호(2006.6.9) 2011-6호(2011.9.26) (2006.01.19)	하성덕	지금동 135-7	554-5511	1,264	용도	생활폐기물	2			1				1					
										음식물류폐기물	0												
										사업장배출계	2			1				1					
		사업장	성천환경㈜	2006-3호 (2006.11.27)	변성재	화도읍 창현리 467	591-5383	573	용도	생활폐기물	0												
										음식물류폐기물	0												
										사업장배출계	2			1				1					
		사업장	㈜해솔산업개발	2001-3호 (2001.11.09)	유길문	진건읍 송능리 52	573-6001	0	용도	생활폐기물	0												
										음식물류폐기물	0												
										사업장배출계	2							2					
		사업장	마평산업개발㈜	1997-1호(1997.06.24)	박병삼외1	진접읍 연평리 83-14	571-0098	4,434	용도	생활폐기물	0												
										음식물류폐기물	0												
										사업장배출계	2							2					
		사업장	혁진섬유	2008-1호 (2008.12.05)	권오관	퇴계원면 퇴계원리 78-1	555-3464	0	용도	생활폐기물	0												
										음식물류폐기물	0												
										사업장배출계	3			2				1					
		생활/사업장	대한민국고엽제전우회	41334	이한조	화도읍 묵현리 358-6		0	용도	생활폐기물	2		1						1				
										음식물류폐기물	0												
										사업장배출계	2			1					1				
		생활	(주)금용	2006-2호 (2006.04.18)	남용덕	진접읍 연평리 217-4	528-8819	0	용도	생활폐기물	2	1	1										
										음식물류폐기물	0												
										사업장배출계	0												

구분		허가대상 폐기물	업체명	등록·관리번호 (승인·허가일)	대표자	소재지	전화번호	2013년 처리량 (톤/년)	수집·운반 차량 현황															
시도	시군구								총계 (대)			밀폐식 차량 (대)	운반용 압착·압축 차량(대)	기계식 상차장치 부착차량 (대)	수거·교반 차량(대)	발효 차량(대)	탱크 로리(대)	카고 트럭(대)	암롤 트럭(대)	컨테이너 트럭(대)	버켓 로더(대)	덤프 트럭(대)	기타(대)
경기	남양주시	생활	코리아환경	2012-34호 (2012.03.21)	권미연	진접읍 금강로 1509-9, 202호	997-8222	1,100	용도	생활폐기물	3			1				2					
										음식물류폐기물	0												
										사업장배출계	0												
		사업장	은성환경	2005-3호 (2005.08.22)	최종갑	오남읍 진건오남로 629	574-9804	0	용도	생활폐기물	0												
										음식물류폐기물	0												
										사업장배출계	2			1				1					
		사업장	㈜그린케어	2011-2호 (2011.09.19)	김영희	도농동 291-1	975-6908	0	용도	생활폐기물	0												
										음식물류폐기물	0												
										사업장배출계	4			1				1	2				
		생활	지구사랑	2012-45호 (2012.08.01)	김학성	별내면 청학리 461-8		0	용도	생활폐기물	2	1		1									
										음식물류폐기물	0												
										사업장배출계	0												
		사업장	태양상사	2012-35호 (2012.03.26)	박하나	오남읍 오남리 886-1	573-5560	35,140	용도	생활폐기물	0												
										음식물류폐기물	0												
										사업장배출계	2								2				
		사업장	신영상사	2012-46호 (2012.09.26)	임혜숙	진접읍 금곡리 841-9		0	용도	생활폐기물	0												
										음식물류폐기물	0												
										사업장배출계	2							1				1	
		생활/사업장	㈜신성바이오	2012-47(2012.10.22)	이현호	진접읍 장현리 604-9		34,440	용도	생활폐기물	2	1		1									
										음식물류폐기물	0												
										사업장배출계	2							2					
		생활	㈜진접상사	2013-2(2013.7.31)	장순용	진접읍 팔야리 820	527-2271	0	용도	생활폐기물	2	1		1									
										음식물류폐기물	0												
										사업장배출계	0												
		생활	백두산업	2013-1(2013.1.15)	박중환	진접읍 진벌리 498		0	용도	생활폐기물	2	1		1									
										음식물류폐기물	0												
										사업장배출계	0												
		생활	지인산업	2012-51(2012.12.7)	박규찬	와부읍 월문리 115	5762705	179	용도	생활폐기물	4	1						3					
										음식물류폐기물	0												
										사업장배출계	0												
	오산시계		38 업체					394,651	용도	생활폐기물	48	13	9	14	0	0	0	3	9	0	0	0	0
										음식물류폐기물	42	36	2	2	0	0	0	2	0	0	0	0	0
										사업장배출계	84	2	0	34	0	0	0	7	34	5	0	2	0
	오산시	생활	신일㈜	2009-1 (85.03.27)	이광수	부산동 552	374-2767	13,189	용도	생활폐기물	5		4					1					
										음식물류폐기물	2	2											
										사업장배출계	0												
		생활	진흥환경㈜	2008-1 (89.02.18)	안영호	갈곶동 350-1	374-5577	9,064	용도	생활폐기물	6		3					1	2				
										음식물류폐기물	2	2											
										사업장배출계	0												
		생활	㈜에코리프로덕션서비스	2009-2 (09.10.27)	김홍	부산동 420-1	374-9460	7,761	용도	생활폐기물	3		2					1					
										음식물류폐기물	2	2											
										사업장배출계	0												
		생활	석영환경	2005-1 (05.06.04)	김용석	세교동 89-3 101호		3,937	용도	생활폐기물	0												
										음식물류폐기물	6	4	1					1					
										사업장배출계	0												
		생활	㈜랩소유통	2005-2 (05.12.28)	전승철	오산동 388-9	374-7277	2,814	용도	생활폐기물	0												
										음식물류폐기물	13	13											
										사업장배출계	0												
		생활	㈜삼정환경	2009-1 (09.07.07)	박도현	궐동 697-16 102호	378-1574	2,575	용도	생활폐기물	0												
										음식물류폐기물	6	4	1					1					
										사업장배출계	0												
		생활	㈜세광이엔지	2008-3 (08.07.18)	이종은	내삼미동 210	375-1911	0	용도	생활폐기물	3	2							1				
										음식물류폐기물	0												
										사업장배출계	0												
		사업장	㈜나눔	2002-2 (02.07.29)	박상원.김재경	원동 513-3 청림빌딩 301호	376-6135	94,913	용도	생활폐기물	0												
										음식물류폐기물	0												
										사업장배출계	9			1					8				

구분		허가대상 폐기물	업체명	등록·관리번호 (승인·허가일)	대표자	소재지	전화번호	2013년 처리량 (톤/년)	수집·운반 차량 현황														
시도	시군구								총계 (대)			밀폐식 차량 (대)	운반용 압착·압축 차량(대)	기계식 상차장치 부착차량 (대)	수거·교반 차량(대)	발효 차량(대)	탱크 로리(대)	카고 트럭(대)	암롤 트럭(대)	컨테이너 트럭(대)	버켓 로더(대)	덤프 트럭(대)	기타(대)
경기	오산시	사업장	신화환경㈜	2001-2 (01.03.07)	김환성	오산동 508-17	377-8249	119	용도	생활폐기물	0												
										음식물류폐기물	0												
										사업장배출계	2			2									
		사업장	미래환경개발㈜	2001-4 (01.11.01)	김이환외 1	지곶동 26-2	238-7989	87	용도	생활폐기물	0												
										음식물류폐기물	0												
										사업장배출계	2			1					1				
		사업장	대한환경㈜	2002-1 (02.05.09)	김근배	원동 379-1 오산공구상가 219호	372-7102	11,512	용도	생활폐기물	0												
										음식물류폐기물	0												
										사업장배출계	3			1					2				
		사업장	성진산업	2003-1 (03.01.27)	김종태	양산동 490-83	373-2563	168	용도	생활폐기물	0												
										음식물류폐기물	0												
										사업장배출계	2			2									
		생활/사업장	㈜가온이엔티	2006-2(06.08.11) 2012-1(12.01.10)	김준형	원동 379-1 오산공구상가 212호	376-0940	127,773	용도	생활폐기물	6	2		4									
										음식물류폐기물	0												
										사업장배출계	7			2				1	4				
		사업장	대신환경	2007-1 (07.07.19)	김계강	청학동 5-4	375-4113	4,666	용도	생활폐기물	0												
										음식물류폐기물	0												
										사업장배출계	2	1							1				
		사업장	디에스이앤이㈜	2006-4 (06.11.24)	정광우	누읍동 332	374-4859	4	용도	생활폐기물	0												
										음식물류폐기물	0												
										사업장배출계	2			2									
		사업장	㈜성철환경개발	2004-8 (2005.06.08)	김경옥	가장동 340-3	375-1387	2,150	용도	생활폐기물	0												
										음식물류폐기물	0												
										사업장배출계	2			1								1	
		생활/사업장	신영환경㈜	2008-4(08.10.13) 2011-1(11.01.12)	조성필	궐동 670-4 하나빌딩 3층	378-5421	29,526	용도	생활폐기물	2	1		1									
										음식물류폐기물	0												
										사업장배출계	4								4				
		생활/사업장	㈜제일환경	4.5(96.05.25)	강만성	가장동 242	374-2537	1,387	용도	생활폐기물	4	1		1					2				
										음식물류폐기물	0												
										사업장배출계	2			2									
		사업장	㈜에코로지스	2004-5 (04.10.02)	이연한	경기대로 178	373-3773	12,595	용도	생활폐기물	0												
										음식물류폐기물	0												
										사업장배출계	4								2	1		1	
		생활/사업장	동인환경자원	2010-1(10.05.14) 2013-1(13.07.05)	신동인	수청동 533	376-4522	666	용도	생활폐기물	2	1							1				
										음식물류폐기물	0												
										사업장배출계	2			1					1				
		사업장	신흥자원환경	2010-3 (10.06.03)	오흥민	수청동 85-3	354-4986	32	용도	생활폐기물	0												
										음식물류폐기물	0												
										사업장배출계	2			2									
		사업장	대복환경개발	2010-5 (10.09.14)	전정현	원동 379-1	070-7579-7943	9	용도	생활폐기물	0												
										음식물류폐기물	0												
										사업장배출계	2			2									
		생활	크린시티㈜	2010-6 (10.10.05)	이종일	내삼미동132-2	376-5771	788	용도	생활폐기물	0												
										음식물류폐기물	4	2		2									
										사업장배출계	0												
		생활	(주)형제환경	2010-7 (10.10.01)	지상용	궐동 708-13	1599-3766	67	용도	생활폐기물	0												
										음식물류폐기물	2	2											
										사업장배출계	0												
		생활	㈜믿음환경산업	2011-2 (11.01.31)	김미자	산동 874-6	375-5421	134	용도	생활폐기물	0												
										음식물류폐기물	2	2											
										사업장배출계	0												
		생활	태양자원	2011-8 (11.06.17)	심화섭	양산동 378-1		865	용도	생활폐기물	3	1		2									
										음식물류폐기물	0												
										사업장배출계	0												
		생활/사업장	㈜그린환경개발	2011-11(11.09.14) 2011-12(11.09.14)	황용성	궐동 608-4		0	용도	생활폐기물	2	1		1									
										음식물류폐기물	0												
										사업장배출계	2			2									

구분		허가대상 폐기물	업체명	등록·관리번호 (승인·허가일)	대표자	소재지	전화번호	2013년 처리량 (톤/년)	수집·운반 차량 현황														
시도	시군구								총계 (대)			밀폐식 차량 (대)	운반용 압착·압축 차량(대)	기계식 상차장치 부착차량 (대)	수거·교반 차량(대)	발효 차량(대)	탱크 로리(대)	카고 트럭(대)	암롤 트럭(대)	컨테이너 트럭(대)	버켓 로더(대)	덤프 트럭(대)	기타(대)
경기	오산시	생활/사업장	㈜지엔티	2006-1(06.05.26) 2012-8(12.03.22)	창청춘	원동 447-5. 리치벤프라자 301호	372-2191	62,233	용도	생활폐기물	3	1							2				
										음식물류폐기물	0												
										사업장배출계	10			1					9				
		생활	㈜회용오산지점	2011-15 (11.10.17)	정연학	오산동 603-50	384-3217	0	용도	생활폐기물	4	1		3									
										음식물류폐기물	0												
										사업장배출계	0												
		사업장	새영환경	2011-06 (11.04.03)	이상열	원동 787-14 2층		0	용도	생활폐기물	0												
										음식물류폐기물	0												
										사업장배출계	2			2									
		생활/사업장	갑부산업개발㈜	2009-2 (2009.8.21) 2011-9	인상진	원동 578-4	611-3167	5,389	용도	생활폐기물	3	1		1					1				
										음식물류폐기물	0												
										사업장배출계	8	1						1	2	4			
		사업장	코스모스환경	2011-13 (11.09.16)	박영기	오산동 925-23.웰리스타워808호		7	용도	생활폐기물	0												
										음식물류폐기물	0												
										사업장배출계	2			2									
		사업장	선풍산업㈜오산영업소	2012-6 (12.03.02)	이병진	수청동 514	682-0909	0	용도	생활폐기물	0												
										음식물류폐기물	0												
										사업장배출계	2			2									
		사업장	비전상사	2011-14 (11.09.16)	김종민	서동 201	375-5751	0	용도	생활폐기물	0												
										음식물류폐기물	0												
										사업장배출계	2			2									
		생활	성우환경	2013-3 (13.09.29)	정진화	시장길 54(오산동)	377-0998	223	용도	생활폐기물	0												
										음식물류폐기물	3	3											
										사업장배출계	0												
		생활	대명산업개발자원	2013-4 (13.10.17)	백봉길	서부로2번길 83	070-4845-8552	0	용도	생활폐기물	2	1		1									
										음식물류폐기물	0												
										사업장배출계	0												
		사업장	㈜에스에이치이엔지	2013-2 (13.09.13)	임범진	갈곶동 302-5	372-5144	0	용도	생활폐기물	0												
										음식물류폐기물	0												
										사업장배출계	7			2				5					
		사업장	제일자원환경	2012-3 (12.02.10)	나대연	청학동 40	1577-7211	0	용도	생활폐기물	0												
										음식물류폐기물	0												
										사업장배출계	2			2									
	시흥시계		103 업체					290,775	용도	생활폐기물	177	29	38	37	11	0	0	23	30	0	0	9	0
										음식물류폐기물	47	12	26	4	0	0	0	2	3	0	0	0	0
										사업장배출계	273	13	44	110	11	0	0	25	64	0	0	2	4
	시흥시	생활	현대실업	98-9호 (1998.11.09)	장영옥	대야동 302-22	312-9933	5,929	용도	생활폐기물	7	1	2	1	1			1	1				
										음식물류폐기물	2		2										
										사업장배출계	0												
		생활	대일환경	97-2호 (1992.08.22)	최지영	도창동 78번지 대선월드피아 1007호	318-3087	6,314	용도	생활폐기물	9	1	2	2	1			2	1				
										음식물류폐기물	2		2										
										사업장배출계	0												
		생활	동운상사	98-3호 (1998.08.22)	신희원	신천동 840-1	313-1133	0	용도	생활폐기물	7	1	1	1	1			2	1				
										음식물류폐기물	1		1										
										사업장배출계	0												
		생활	시흥위생	98-10호 (1998.11.24)	원경희	신천동 836-12	314-2515	5,949	용도	생활폐기물	7	1	2	1	1			1	1				
										음식물류폐기물	2		2										
										사업장배출계	0												
		생활	원진산업	99-5호 (1999.02.16)	문정식	은행동 559-4	318-5470	7,823	용도	생활폐기물	7	1	2	1	1			1	1				
										음식물류폐기물	2		2										
										사업장배출계	0												
		생활	명성환경	99-4호 (1999.02.18)	양경용	정왕동 2314-17	498-9631	7,969	용도	생활폐기물	7	1	2	1	1			1	1				
										음식물류폐기물	2		2										
										사업장배출계	0												
		생활	원진실업	98-6호 (1998.10.28)	오해관	하중동 830-9	508-4841	6,325	용도	생활폐기물	7	1	2	1	1			1	1				
										음식물류폐기물	2		2										
										사업장배출계	0												

구분		허가대상 폐기물	업체명	등록·관리번호 (승인·허가일)	대표자	소재지	전화번호	2013년 처리량 (톤/년)	수집·운반 차량 현황														
시도	시군구								총계 (대)			밀폐식 차량 (대)	운반용 압착·압축 차량(대)	기계식 상차장치 부착차량 (대)	수거·교반 차량(대)	발효 차량(대)	탱크 로리(대)	카고 트럭(대)	암롤 트럭(대)	컨테이너 트럭(대)	버켓 로더(대)	덤프 트럭(대)	기타(대)
경기	시흥시	생활	가나환경	99-2호 (1999.01.30)	배무섭	포동 13-3번지	315-2178	9,304	용도	생활폐기물	8	1	2	1	1			2	1				
										음식물류폐기물	2		2										
										사업장배출계	0												
		생활	동영산업	99-6호 (1999.03.04)	원건상	정왕동 1199번지	499-2822	8,199	용도	생활폐기물	7	1	2	1	1			1	1				
										음식물류폐기물	2		2										
										사업장배출계	0												
		생활	청수정화	99-1호 (1999.01.30)	신승옥	정왕동 1144번지	499-1515	8,287	용도	생활폐기물	8	1	2	1	1			2	1				
										음식물류폐기물	2		2										
										사업장배출계	0												
		생활	신영환경	99-3호 (1999.02.08)	김한윤	정왕동 1191-9	432-8147	6,175	용도	생활폐기물	6	1	2	1	1			1	0				
										음식물류폐기물	2		2										
										사업장배출계	101	11	42	12	11	0	0	15	10	0	0	0	
		생활/사업장	금호환경	96-9 (1996.10.25)	유재광	정왕동 1144	433-1877	37,216	용도	생활폐기물	3	1							2				
										음식물류폐기물	0												
										사업장배출계	3			1					2				
		생활/사업장	㈜고려산업환경	96-11 (1996.10.25)	김희태	정왕동 1367-1 유통상가 18-204	499-0540	1,693	용도	생활폐기물	2		1						1				
										음식물류폐기물	3			2					1				
										사업장배출계	0												
		생활/사업장	㈜성원환경	96-12(1998.12.12) 2004-1(2004.04.22)	한명택	은행동 530-5 301호	313-1882	1,282	용도	생활폐기물	4		2					1	1				
										음식물류폐기물	0												
										사업장배출계	3			2					1				
		생활/사업장	㈜삼도환경	99-13(1996.11.06) 2010-16(2010.08.26)	원건상	정왕동 1366-14 파인오피스텔 C동314호	499-2823	2,594	용도	생활폐기물	2		1						1				
										음식물류폐기물	0												
										사업장배출계	2			1					1				
		사업장	그린환경㈜	96-15 (1997.06.09)	김기호	대야동 484-12	313-0612	9,288	용도	생활폐기물	0												
										음식물류폐기물	0												
										사업장배출계	2								2				
		사업장	(주)신영산업	96-15 (1993.11.13)	강을식	정왕동 1367 공구상가6동328	430-4201	711	용도	생활폐기물	0												
										음식물류폐기물	0												
										사업장배출계	2			2									
		사업장	천일환경㈜	1996-17 (1993.11.12)	정성호	정왕동 1364유통상가35-225	317-6006	3,306	용도	생활폐기물	0												
										음식물류폐기물	0												
										사업장배출계	3			1				1				1	
		생활/사업장	시화환경산업㈜	1996-20 (2000.01.26)	이명균	정왕동 2326-2 정왕오피스텔702호	434-9925	5,857	용도	생활폐기물	3			1				1	1				
										음식물류폐기물	0												
										사업장배출계	2			1					1				
		사업장	케이지이티에스㈜	97-1 (1998.12.07)	이정섭	정왕동 1235-7	488-1191	10,798	용도	생활폐기물	0												
										음식물류폐기물	0												
										사업장배출계	2								2				
		생활	㈜장원	98-6 (1998.10.28)	고성수	하중동830-9 101호	508-4841	휴업	용도	생활폐기물	1			1									
										음식물류폐기물	3	2	1										
										사업장배출계	0												
		사업장	시흥시설관리공단	98-8 (1998.10.31)	이사장	정왕동 2135	499-8520	4,410	용도	생활폐기물	0												
										음식물류폐기물	0												
										사업장배출계	4			1					3				
		사업장	㈜진일산업	1999-7 (1999.08.11)	박미순	정왕동1213-1 새마을금고2층	499-1499	1,928	용도	생활폐기물	0												
										음식물류폐기물	0												
										사업장배출계	2			1					1				
		사업장	중도실업	99-9 (1999.12.15)	김만중	정왕동 2171-4 시화공단 2바105호	432-1484	751	용도	생활폐기물	0												
										음식물류폐기물	0												
										사업장배출계	2			2									
		생활	대성환경㈜	2000-1 (2000.06.01)	이명순	대야동 545-1 트윈프라자B-106	486-6461	폐업	용도	생활폐기물	0												
										음식물류폐기물	0												
										사업장배출계	0												
		사업장	현대환경㈜	2000-2 (2000.06.01)	장용찬	무지내동 17-15 305호	431-6733	150	용도	생활폐기물	0												
										음식물류폐기물	0												
										사업장배출계	2			1					1				

구분		허가대상 폐기물	업체명	등록·관리번호 (승인·허가일)	대표자	소재지	전화번호	2013년 처리량 (톤/년)	수집·운반 차량 현황															
시도	시군구								총계 (대)			밀폐식 차량 (대)	운반용 압착·압축 차량(대)	기계식 상차장치 부착차량 (대)	수거·교반 차량(대)	발효 차량(대)	탱크 로리(대)	카고 트럭(대)	암롤 트럭(대)	컨테이너 트럭(대)	버켓 로더(대)	덤프 트럭(대)	기타(대)
경기	시흥시	생활	동해환경㈜	2000-3 (2000.06.01)	이홍구	대야동 481-17	318-2765	1,047	용도	생활폐기물	3	1		1					1				
										음식물류폐기물	0												
										사업장배출계	0												
		사업장	㈜드림에코	2000-4 (2000.06.17)	육달자	신천동 761-12	431-8460	1,392	용도	생활폐기물	0												
										음식물류폐기물	0												
										사업장배출계	2			1					1				
		사업장	㈜해운환경	2000-6 (2000.07.21)	이영식	정왕동 1161-9 3층	319-1320	1,437	용도	생활폐기물	0												
										음식물류폐기물	0												
										사업장배출계	3			1				1	1				
		사업장	씨앤플라텍	2000-17 (2000.10.04)	유정길	정왕동 1364유통상가32-101	430-4334	휴업	용도	생활폐기물	0												
										음식물류폐기물	0												
										사업장배출계	3			1				1	1				
		사업장	㈜휴먼세기센추리	2000-19 (2000.12.07)	김대웅	정왕동1364 공구상가35-210	499-1795	2,507	용도	생활폐기물	0												
										음식물류폐기물	0												
										사업장배출계	2			1					1				
		생활/사업장	㈜성림이티	2000-20(2001.12.11) 2011-5(2011.03.29)	심병욱	정왕동 1398-2 206호	319-4105	1,806	용도	생활폐기물	2	1						1					
										음식물류폐기물	0												
										사업장배출계	2			1					1				
		사업장	충남환경	2000-1 (2001.02.27)	최영배	정왕동 1213-1 새마을금고2층	499-4380	278	용도	생활폐기물	0												
										음식물류폐기물	0												
										사업장배출계	2			2									
		사업장	㈜삼성환경	2001-3 (2001.03.16)	김이환	정왕동1364 공구상가 32-224	430-6833	폐업	용도	생활폐기물	0												
										음식물류폐기물	0												
										사업장배출계	0												
		사업장	유일환경㈜	2001-4 (2001.04.12)	서원석	정왕동1364 유통상가25-207		휴업	용도	생활폐기물	0												
										음식물류폐기물	4		1					1	2				
										사업장배출계	0												
		사업장	지성R&C	2001-5 (2001.04.28)	김현우	정왕동 1622-4 드림월드타운2층	498-4022 골프연습장과	폐업	용도	생활폐기물	0												
										음식물류폐기물	0												
										사업장배출계	0												
		사업장	㈜창덕철강	2001-9 (2001.06.12)	유태준	정왕동 1383-8	498-1823	11	용도	생활폐기물	0												
										음식물류폐기물	0												
										사업장배출계	2			2									
		사업장	㈜청일환경	2001-10 (2001.08.02)	김상철	정왕동1364공구상가31-313	430-5572	1,400	용도	생활폐기물	0												
										음식물류폐기물	0												
										사업장배출계	3			2				1					
		사업장	가고파환경	2001-11 (2001.08.20)	이신용	정왕동 2326-2 정왕오피스텔504호	497-9744	휴업	용도	생활폐기물	0												
										음식물류폐기물	0												
										사업장배출계	2			1					1				
		생활/사업장	한맥공영㈜	2010-21(2011.01.19) 2001-12(2001.09.07)	정봉희	정왕동1600-4 삼보빌딩5층	499-7452	2,918	용도	생활폐기물	3	1	1					1					
										음식물류폐기물	0												
										사업장배출계	4			2					2				
		생활/사업장	아이엔지환경개발㈜	2001-15 (2000.10.20)	김유경	정왕동1364 공구상가 30-222	434-3543	462	용도	생활폐기물	3	1		1				1					
										음식물류폐기물	0												
										사업장배출계	2			1					1				
		사업장	우봉산업	2001-16 (2001.12.13)	최기봉	정왕동 694-5	499-6712	96	용도	생활폐기물	0												
										음식물류폐기물	0												
										사업장배출계	2			2									
		사업장	신현대산업	2002-2 (2002.02.20)	송정금	죽율동628-5	499-4590	193	용도	생활폐기물	0												
										음식물류폐기물	0												
										사업장배출계	2			1					1				
		사업장	동진환경㈜	2002-5 (2002.05.06)	정인호	정왕동 1364 유통상가 35-225	430-6554	6,507	용도	생활폐기물	0												
										음식물류폐기물	0												
										사업장배출계	4			1					3				
		사업장	㈜방주환경	2002-6 (2000.01.26)	이성진	정왕동 2295-2 101호	431-4275	휴업	용도	생활폐기물	0												
										음식물류폐기물	0												
										사업장배출계	4			1				1	2				

구분		허가대상 폐기물	업체명	등록·관리번호 (승인·허가일)	대표자	소재지	전화번호	2013년 처리량 (톤/년)	수집·운반 차량 현황														
시도	시군구								총계 (대)			밀폐식 차량 (대)	운반용 압착·압축 차량(대)	기계식 상차장치 부착차량 (대)	수거·교반 차량(대)	발효 차량(대)	탱크 로리(대)	카고 트럭(대)	암롤 트럭(대)	컨테이너 트럭(대)	버켓 로더(대)	덤프 트럭(대)	기타(대)
경기	시흥시	생활/사업장	㈜한국자원환경	2002-6(2000.01.26) 2007-10(2007.12.10)	구동우	정왕동 2323-10	319-4567	7,350	용도	생활폐기물	2	1		1									
										음식물류폐기물	0												
										사업장배출계	2			1					1				
		사업장	우리산업㈜	2002-10 (2002.12.03)	김기호	정왕동 1367-1 공구상가 4-302	430-4261	1,528	용도	생활폐기물	0												
										음식물류폐기물	0												
										사업장배출계	2			2									
		사업장	㈜태영이티	2003-1 (2003.01.27)	유대식	정왕동1364 공구상가 30-309	430-3850	1,167	용도	생활폐기물	0												
										음식물류폐기물	0												
										사업장배출계	2			1					1				
		사업장	㈜삼화환경	2003-2 (2003.04.23)	최광락	도창동 385-4 제일상가 101-402	404-8227	214	용도	생활폐기물	0												
										음식물류폐기물	0												
										사업장배출계	4			2				1				1	
		사업장	두레환경산업㈜	2003-3 (2003.06.23)	김희정	정왕동 1367-1 공구상가21-227	430-4363	5,729	용도	생활폐기물	0												
										음식물류폐기물	0												
										사업장배출계	2			1					1				
		사업장	㈜상우환경	2003-4 (2003.10.27)	유문수	정왕동 1728-17 금성프라자304호	431-0619	177	용도	생활폐기물	0												
										음식물류폐기물	0												
										사업장배출계	2			1					1				
		사업장	㈜반석환경	2004-1 (2004.01.08)	이규재	정왕동 1364 유통상가25-317	4312-5633	7,056	용도	생활폐기물	0												
										음식물류폐기물	0												
										사업장배출계	4			2				1	1				
		사업장	남양자원	2004-2 (2004.01.08)	이규옥	정왕동 1256-10	319-3459	679	용도	생활폐기물	0												
										음식물류폐기물	0												
										사업장배출계	2			1					1				
		사업장	㈜)맑은환경	2004-3 (2004.02.26)	오지향	장현동 528-2 502호		1,843	용도	생활폐기물	0												
										음식물류폐기물	0												
										사업장배출계	2			1					1				
		사업장	㈜삼원	2006-1 (2006.02.06)	최순주	정왕동 2005-3	434-4000	0	용도	생활폐기물	0												
										음식물류폐기물	0												
										사업장배출계	2			2									
		생활/사업장	㈜시화그린환경	2006-2(2006.05.04) 2006-2(2006.05.04)	유성국	하중동857-2 501호	404-2271	7,613	용도	생활폐기물	4		2					1	1				
										음식물류폐기물	0												
										사업장배출계	2		1	1									
		생활/사업장	㈜삼원종합개발	2006-4(2006.09.05) 2006-4-1(2007.04.30)	이경희	정왕동 1128	433-3030	5,978	용도	생활폐기물	3	1						1	1				
										음식물류폐기물	0												
										사업장배출계	3			2				1					
		생활/사업장	㈜해천환경	2007-1(2007.04.24) 2007-1(2007.05.28)	최병찬	하중동857-2 501호	404-0222	312	용도	생활폐기물	3		1	1					1				
										음식물류폐기물	0												
										사업장배출계	2			2									
		생활/사업장	산들개발㈜	2007-2(2007.05.22) 2008-9(2008.02.25)	조경환	정왕동2002-11 성신수산3층	392-7233	54	용도	생활폐기물	4	1	1	2									
										음식물류폐기물	0												
										사업장배출계	3			3									
		생활/사업장	고물과엔터테이먼트	2007-3(2007.06.28) 2011-3(2011-07.04)	김상훈	정왕동 2258-1 2층	498-1222	649	용도	생활폐기물	4	1	1	2									
										음식물류폐기물	0												
										사업장배출계	3			1									2
		사업장	한솔환경	2007-4 (2007.07.05)	이진식	정왕동1367-1 공구상가 4동307호	319-1180	21	용도	생활폐기물	0												
										음식물류폐기물	3			2				1					
										사업장배출계	0												
		사업장	크린아이환경	2007-5 (2007.08.09)	이차현	신천동69-2 1층	318-3690	638	용도	생활폐기물	0												
										음식물류폐기물	0												
										사업장배출계	4			2					1				1
		사업장	㈜재경알앤씨	2007-7 (2007.10.12)	이재헌	정왕동 1367-1 유통상가13-204	431-0238	258	용도	생활폐기물	0												
										음식물류폐기물	0												
										사업장배출계	3			2				1					
		생활/사업장	우림개발㈜	2007-8(2007.11.02) 2010-18(2010.09.06)	김성원	대야동 481-17 1층	318-2784	1,742	용도	생활폐기물	1								1				
										음식물류폐기물	2	1	1										
										사업장배출계	2		1	1									

구분		허가대상 폐기물	업체명	등록·관리번호 (승인·허가일)	대표자	소재지	전화번호	2013년 처리량 (톤/년)	수집·운반 차량 현황														
시도	시군구								총계 (대)			밀폐식 차량 (대)	운반용 압착·압축 차량(대)	기계식 상차장치 부착차량 (대)	수거·교반 차량(대)	발효 차량(대)	탱크 로리(대)	카고 트럭(대)	암롤 트럭(대)	컨테이너 트럭(대)	버켓 로더(대)	덤프 트럭(대)	기타(대)
경기	시흥시	사업장	지상환경	2007-9(2007.12.03	이영우	정왕동1873-2 영남2차상가지하108호	498-1822	615	용도	생활폐기물	0												
										음식물류폐기물	0												
										사업장배출계	2			2									
		사업장	㈜옥당환경	2007-11 (2007.12.21)	최기원	정왕동1819-7 104호	434-0500	휴업	용도	생활폐기물	0												
										음식물류폐기물	0												
										사업장배출계	4								4				
		생활/사업장	동성산업	2008-7(2008.02.13) 2008-6(2008.02.13)	김광덕	대야동 296-7	435-8804	1,276	용도	생활폐기물	2		1						1				
										음식물류폐기물	0												
										사업장배출계	2			1					1				
		생활/사업장	㈜범진환경	2008-8(2008.02.20) 2009-13(2009.06.29)	변경자	정왕동2256-9 호산빌딩204호	499-6322	5,633	용도	생활폐기물	4		1	1					2				
										음식물류폐기물	0												
										사업장배출계	4			2					2				
		사업장	㈜일진환경자원	2008-10 (2008.06.30)	이양형	대야동 541-1 유한오피스텔203호	314-8905	10	용도	생활폐기물	0												
										음식물류폐기물	0												
										사업장배출계	2			2									
		사업장	㈜태천	2008-11 (2008.10.30)	임경식	정왕동1367-1공구상가 17-312	494-0351	362	용도	생활폐기물	0												
										음식물류폐기물	0												
										사업장배출계	3			3									
		생활/사업장	강원환경㈜	2009-2(2009.05.22) 2009-3(2009.05.22)	장경숙	정왕동1367-1 공구상가8-206	430-7688	2,903	용도	생활폐기물	4	1	1						2				
										음식물류폐기물	0												
										사업장배출계	2		1	1									
		사업장	한국환경	2009-4 (2009.03.03)	김경애	정왕동 1367-1 공구상가 21-314	432-5258	0	용도	생활폐기물	0												
										음식물류폐기물	0												
										사업장배출계	2			2									
		사업장	벧엘환경산업	2009-8 (2009.02.27)	윤영기	정왕동1367-1 공구상가11-229		1	용도	생활폐기물	0												
										음식물류폐기물	0												
										사업장배출계	2			2									
		사업장	해림환경	2009-9 (2009.06.09)	김현수	정왕동1367-1 공구상가9동323호	433-6090	72	용도	생활폐기물	0												
										음식물류폐기물	0												
										사업장배출계	2	1											1
		생활/사업장	㈜선린	2009-11(2009.06.17) 2009-12(2009.06.17)	김영대	정왕동1367-1 공구상가 10-319	430-7511	267	용도	생활폐기물	3		1					1	1				
										음식물류폐기물	0												
										사업장배출계	2			2									
		생활	상록환경개발㈜	2009-14 (2009.08.31)	정규호	정왕동 1367-1 공구상가10-230호	430-0591	1,750	용도	생활폐기물	2	1	1										
										음식물류폐기물	0												
										사업장배출계	4			1				1	2				
		사업장	가나안자원	2009-15 (2009.10.22)	정홍기	무지내동 362-15	314-3531	109	용도	생활폐기물	0												
										음식물류폐기물	0												
										사업장배출계	2			2									
		사업장	유한자원환경	2009-17 (2009.10.16)	임인섭	정왕동1367-1 공구상가19동319호	483-3192	휴업	용도	생활폐기물	0												
										음식물류폐기물	0												
										사업장배출계	2			2									
		사업장	㈜에이스텍	2009-18 (2009.10.15)	박덕창	월곶중앙로 58 월곶중앙프라자 402-1호	432-0678	폐업	용도	생활폐기물	0												
										음식물류폐기물	0												
										사업장배출계	0												
		사업장	정우환경산업	2009-19 (2009.12.28)	이한순	정왕동 1364 공구상가24-209	431-4621	휴업	용도	생활폐기물	0												
										음식물류폐기물	0												
										사업장배출계	2			2									
		사업장	고려환경자원㈜	2010-2 (2010.03.17)	송영신	정왕동 2164-2 메가폴리스 C동701호	431-9891	6,734	용도	생활폐기물	0												
										음식물류폐기물	0												
										사업장배출계	2			1					1				
		사업장	대우환경	2010-3 (2010.03.17)	노대용	정왕동 1364 33동307호	498-3800	14	용도	생활폐기물	0												
										음식물류폐기물	0												
										사업장배출계	2			2									
		생활	㈜대생	2010-4 (2010.05.25)	김성재	정왕동 1425-4 202호	485-7608	455	용도	생활폐기물	5	1	1	3									
										음식물류폐기물	0												
										사업장배출계	0												

구분		허가대상 폐기물	업체명	등록·관리번호 (승인·허가일)	대표자	소재지	전화번호	2013년 처리량 (톤/년)	수집·운반 차량 현황														
시도	시군구								총계 (대)			밀폐식 차량 (대)	운반용 압착·압축 차량(대)	기계식 상차장치 부착차량 (대)	수거·교반 차량(대)	발효 차량(대)	탱크 로리(대)	카고 트럭(대)	암롤 트럭(대)	컨테이너 트럭(대)	버켓 로더(대)	덤프 트럭(대)	기타(대)
경기	시흥시	사업장	형주환경	2010-5 (2011.01.13)	정서영	정왕동 1364 공구상가 30-310	430-0687	0	용도	생활폐기물	0												
										음식물류폐기물	0												
										사업장배출계	2			2									
		사업장	㈜미래스타	2010-6 (2010.05.25)	손홍락	정왕동 1364 유통상가 31-310	403-5919	5	용도	생활폐기물	0												
										음식물류폐기물	0												
										사업장배출계	2			2									
		생활/사업장	형제환경	2010-8(2011.01.13) 2011-14(2011.11.01)	오원필	신천동 705-16 3층	497-2729	1,126	용도	생활폐기물	5	2	1	2									
										음식물류폐기물	0												
										사업장배출계	5			5									
		생활/사업장	자연환경㈜	2010-9(2010.09.09) 2010-10(2011.04.20)	이숙희	매화동 193-6	493-0043	43,890	용도	생활폐기물	6	2	1	1					2				
										음식물류폐기물	0												
										사업장배출계	3	1		1					1				
		생활	서울유지	2010-11 (2010.07.30)	김우건	목감동 314-2	411-3121	1,406	용도	생활폐기물	3	1		2									
										음식물류폐기물	0												
										사업장배출계	0												
		생활/사업장	중일운수㈜	2010-12(2011.03.14) 2010-13(2011.01.21)	최보람	장현동 545-1	318-6767	폐업	용도	생활폐기물	0												
										음식물류폐기물	0												
										사업장배출계	0												
		생활/사업장	㈜제이케이로지스틱	2010-14(2010.08.16) 2010-15(2010.08.16)	이영희	신천동 852-14 102호	313-6676	7,400	용도	생활폐기물	10		1									9	
										음식물류폐기물	0												
										사업장배출계	3								3				
		사업장	삼성환경개발	2010-17 (2010.09.08)	김연태	정왕동 1367-1 공구상가 1동209호	1666-8571	폐업	용도	생활폐기물	0												
										음식물류폐기물	0												
										사업장배출계	0												
		생활	유림	2010-19 (2011.01.06)	김동환	정왕동 1188-15 1층	432-2882	이전(송파구)	용도	생활폐기물	1			1									
										음식물류폐기물	2	2											
										사업장배출계	0												
		생활	바이오클린	2010-20 (2011.01.26)	견병남	도일로119 월드프라자 203호(거모동)	495-1827	530	용도	생활폐기물	0												
										음식물류폐기물	3	2	1										
										사업장배출계	0												
		사업장	㈜동행로지스	2011-1 (2011.07.27)	박재용	정왕동 1728-18 302-2호	496-9696	휴업	용도	생활폐기물	0												
										음식물류폐기물	0												
										사업장배출계	2								2				
		생활	㈜태철금속	2011-2 (2011.02.01)	전영숙	정왕동 2305-4 2층 201호	498-2484	폐업	용도	생활폐기물	0												
										음식물류폐기물	0												
										사업장배출계	0												
		생활/사업장	재성산업	2011-4(2011.03.14) 2011-6(2011.04.25)	김길수	정왕동 2260-5 1층	319-2679	2	용도	생활폐기물	2	1						1					
										음식물류폐기물	0												
										사업장배출계	0												
		생활	한희산업	2011-7 (2011.06.29)	방성화	매화로 153 대선월드피아107호	317-7026	796	용도	생활폐기물	1			1									
										음식물류폐기물	3	3											
										사업장배출계	0												
		생활	㈜미래유지 시흥지점	2011-12 (2011.10.31)	김성철	월곶동 192	488-9311	폐업	용도	생활폐기물	0												
										음식물류폐기물	0												
										사업장배출계	0												
		생활	성사기업㈜	2011-13 (2011.10.31)	박영애	거모동 1761-12 1층1호	432-5258	82	용도	생활폐기물	2			1					1				
										음식물류폐기물	0												
										사업장배출계	0												
		생활	지킴환경	2011-16 (2011.12.21)	김기현	논곡길6(논곡동, 1층)	410-8842	0	용도	생활폐기물	0												
										음식물류폐기물	3	2	1										
										사업장배출계	0												
		생활	풍성산업환경	2012-18 (2012.9.13)	전근배	정왕동 공구상가 2동 312호	430-3215	1	용도	생활폐기물	2			2									
										음식물류폐기물	0												
										사업장배출계	0												
		사업장	강원환경자원	2012-16 (2012.8.1)	정병상	정왕천로 427번길 23	434-6320	7	용도	생활폐기물	0												
										음식물류폐기물	0												
										사업장배출계	2			1					1				

구분		허가대상 폐기물	업체명	등록·관리번호 (승인·허가일)	대표자	소재지	전화번호	2013년 처리량 (톤/년)	수집·운반 차량 현황															
시도	시군구								총계 (대)			밀폐식 차량 (대)	운반용 압착·압축 차량(대)	기계식 상차장치 부착차량 (대)	수거·교반 차량(대)	발효 차량(대)	탱크 로리(대)	카고 트럭(대)	암롤 트럭(대)	컨테이너 트럭(대)	버켓 로더(대)	덤프 트럭(대)	기타(대)
경기	시흥시	생활	한국환경산업㈜	2012-2 (2012.3.23)	권혁용	정왕동 1531	070-7121-4211	10	용도	생활폐기물	2			1					1				
										음식물류폐기물	0												
										사업장배출계	0												
	군포시계		29 업체					170,555	용도	생활폐기물	29	2	22	5	0	0	0	0	0	0	0	0	0
										음식물류폐기물	3	2	1	0	0	0	0	0	0	0	0	0	0
										사업장배출계	17	0	2	15	0	0	0	0	0	0	0	0	0
	군포시	생활	군포위생㈜	1 (1979.10.26)	원성희	벌새전리길 9 (당정동)	452-0615	20,778	용도	생활폐기물	0												
										음식물류폐기물	0												
										사업장배출계	0												
		생활	㈜신영개발	4 (1982.07.20)	이재원	군포로627번길 16, 2층 (금정동)	459-4366	7,022	용도	생활폐기물	3		3										
										음식물류폐기물	0												
										사업장배출계	0												
		생활	우주환경㈜	7 (1982.05.13)	강명현	공단로 266 (금정동)	429-3502	4,687	용도	생활폐기물	2		2										
										음식물류폐기물	1	1											
										사업장배출계	0												
		생활	동우환경(자)	9 (1982.08.07)	임완수	옐예스로166번길 15-14 (금정동)	477-9015	5,661	용도	생활폐기물	1		1										
										음식물류폐기물	0												
										사업장배출계	0												
		생활	청수환경㈜	16 (1988.03.08)	신범석	옐예스로166번길 15-14 (금정동)	477-1041	7,381	용도	생활폐기물	3		3										
										음식물류폐기물	1		1										
										사업장배출계	0												
		생활	(자)평촌	17 (1995.03.08)	이경자	당정로76번길 1 (당정동)	453-5345	7,664	용도	생활폐기물	2		2										
										음식물류폐기물	0												
										사업장배출계	0												
		생활	삼일산업	13 (1983.02.28)	강준철	농심로 49 (당정동)	459-7611	4,841	용도	생활폐기물	1		1										
										음식물류폐기물	1	1											
										사업장배출계	0												
		생활/사업장	㈜세명	2(1980.12.15.) 27(1996.12.05)	송기열	공단로 266 (금정동)	452-5706	0	용도	생활폐기물	0												
										음식물류폐기물	0												
										사업장배출계	0												
		생활/사업장	㈜두성	5(1981.11.21.) 40(2001.06.28.)	전점복	군포로627번길 16 (금정동)	452-0068	183	용도	생활폐기물	1		1										
										음식물류폐기물	0												
										사업장배출계	1			1									
		생활/사업장	동양환경산업(자)	6(1981.12.12.) 38(2001.05.30.)	신정군	옐예스로166번길 15-14 (금정동)	477-1041	365	용도	생활폐기물	1		1										
										음식물류폐기물	0												
										사업장배출계	1			1									
		생활/사업장	원진개발㈜	10(1982.08.24) 37(2001.05.25)	이수건	고산로724번길 7-19, 101호 (산본동)	455-7789	306	용도	생활폐기물	0												
										음식물류폐기물	0												
										사업장배출계	2		1	1									
		사업장	(자)한우환경	68(2009.08.21)	김정헌	옐예스로166번길 15-14 (금정동)	477-3239	155	용도	생활폐기물	2		2										
										음식물류폐기물	0												
										사업장배출계	1		1										
		생활	동우정화㈜	12(1982.12.29)	신상철	옐예스로166번길 15-14 (금정동)	477-9015	468	용도	생활폐기물	0												
										음식물류폐기물	0												
										사업장배출계	1			1									
		생활/사업장	대명개발(합)	14(1987.07.06) 42(2001.07.20)	권병문	농심로 49 (당정동)	455-4992	287	용도	생활폐기물	2		1	1									
										음식물류폐기물	0												
										사업장배출계	0												
		생활	㈜대일개발	15(1988.03.08)	정영조	군포로 795 (산본동)	395-9688	0	용도	생활폐기물	1		1										
										음식물류폐기물	0												
										사업장배출계	0												
		생활/사업장	부곡환경㈜	29(1997.02.18) 19(1997.11.25)	황호문	당정로76번길 1 (당정동)	453-5377	2,993	용도	생활폐기물	1			1									
										음식물류폐기물	0												
										사업장배출계	0												
		생활/사업장	진에코	31(2000.02.17) 32(2000.02.17)	김순화	산본로386번길 61, 1124동 803호 (산본동, 백합아파트)	458-2000	865	용도	생활폐기물	2		1	1									
										음식물류폐기물	0												
										사업장배출계	1			1									

구분		허가대상 폐기물	업체명	등록·관리번호 (승인·허가일)	대표자	소재지	전화번호	2013년 처리량 (톤/년)	수집·운반 차량 현황															
시도	시군구								총계 (대)			밀폐식 차량 (대)	운반용 압착·압축 차량(대)	기계식 상차장치 부착차량 (대)	수거·교반 차량(대)	발효 차량(대)	탱크 로리(대)	카고 트럭(대)	암롤 트럭(대)	컨테이너 트럭(대)	버켓 로더(대)	덤프 트럭(대)	기타(대)
경기	군포시	생활/사업장	보아환경	34(2000.07.14) 35(2000.07.14)	민준영	번영로 508, 503호 (금정동)	398-7233	288	용도	생활폐기물	1		1											
										음식물류폐기물	0													
										사업장배출계	2			2										
		사업장	광동산업㈜	20(1996.11.13)	유애자	산본로198번길 27 (당동)	397-8700	11,120	용도	생활폐기물	1		1											
										음식물류폐기물	0													
										사업장배출계	1			1										
		사업장	고려환경㈜	24(1998.10.23)	나승천	당동로32번안길 41 (당동)	456-9791	1,359	용도	생활폐기물	0													
										음식물류폐기물	0													
										사업장배출계	0													
		사업장	성산개발㈜	39(2001.06.25)	윤창식	산본로198번길 32, 102호 (당동)	456-7833	8,876	용도	생활폐기물	0													
										음식물류폐기물	0													
										사업장배출계	1			1										
		생활	삼홍환경건설㈜	52(2006.06.16)	성백정	고산로151번길 7, 501-502호 (당정동)	477-3114	26,105	용도	생활폐기물	0													
										음식물류폐기물	0													
										사업장배출계	1			1										
		생활	㈜한국이알티	56(2007.03.16)	이진범	산본로323번길 16-5, 601호 (산본동)	395-5550	776	용도	생활폐기물	1		1											
										음식물류폐기물	0													
										사업장배출계	0													
		생활	신성자원환경	58(2007.05.25)	김선옥	대야2로 147, 101호 (대야미동)	395-7333	294	용도	생활폐기물	2	1		1										
										음식물류폐기물	0													
										사업장배출계	0													
		사업장	㈜제이에스환경	60(2007.09.18)	한동습	번영로 179-49 (부곡동)	462-3358	12,357	용도	생활폐기물	2		1	1										
										음식물류폐기물	0													
										사업장배출계	0													
		사업장	세일인터네셔날	66(2008.09.09)	백종복	금당로17번길 14, 201호 (당동)	348-1133	1,407	용도	생활폐기물	0													
										음식물류폐기물	0													
										사업장배출계	0													
		생활/사업장	두리종합물류	69(2010.04.02.) 72(2011.11.10)	홍희창	당정역로4번길 11, 116호 (당정동, 유영타운)	455-3800	41,146	용도	생활폐기물	0													
										음식물류폐기물	0													
										사업장배출계	2			2										
		사업장	광진테코㈜	74(2012.06.04)	김종배	번영로 559, 310호(금정동)	366-9565	3,171	용도	생활폐기물	1	1												
										음식물류폐기물	0													
										사업장배출계	0													
		사업장	대덕스크랩	82(2013.07.03)	정순창	송부로 273번안길 11-7(부곡동, 1층)	293-3691	0	용도	생활폐기물	0													
										음식물류폐기물	0													
										사업장배출계	3			3										
	의왕시계		16 업체					37,653	용도	생활폐기물	33	2	12	3	0	0	0	0	13	0	0	3	0
										음식물류폐기물	0	0	0	0	0	0	0	0	0	0	0	0	0
										사업장배출계	21	0	0	2	0	0	17	0	2	0	0	0	0
	의왕시	생활	㈜승화	제2004-1호 (1994.06.04)	원명희	원골로 8, 203호	031-452-7262	5,478	용도	생활폐기물	3		1						1			1	
										음식물류폐기물	0													
										사업장배출계	0													
		생활	청수산업㈜	제2004-4호 (1996.10.08)	홍명자	오전천로 18, 3층	031-429-3040	3,264	용도	생활폐기물	3		1						1			1	
										음식물류폐기물	0													
										사업장배출계	0													
		생활	(합)동우실업	제2004-3호 (1994.02.23)	신진호	오전천로 18, 3층	031-429-3040	3,264	용도	생활폐기물	2		1						1				
										음식물류폐기물	0													
										사업장배출계	0													
		생활	(합)성일개발	제2004-8호 (1993.08.28)	김옥진	까치골1길 9, 2층	031-462-2060	2,502	용도	생활폐기물	2		1						1				
										음식물류폐기물	0													
										사업장배출계	0													
		생활	대우환경기업(합)	제2004-7호 (1993.04.15)	유치주	까치골1길 9, 2층	031-462-2060	2,502	용도	생활폐기물	2		1						1				
										음식물류폐기물	0													
										사업장배출계	0													
		생활	대정기업㈜	제2004-11호 (1993.12.02)	박경수	오전천로 34, 3층	031-429-0777	5,478	용도	생활폐기물	2		1						1				
										음식물류폐기물	0													
										사업장배출계	0													

구분		허가대상 폐기물	업체명	등록·관리번호 (승인·허가일)	대표자	소재지	전화번호	2013년 처리량 (톤/년)	수집·운반 차량 현황														
시도	시군구								총계 (대)			밀폐식 차량 (대)	운반용 압착·압축 차량(대)	기계식 상차장치 부착차량 (대)	수거·교반 차량(대)	발효 차량(대)	탱크 로리(대)	카고 트럭(대)	암롤 트럭(대)	컨테이너 트럭(대)	버켓 로더(대)	덤프 트럭(대)	기타(대)
경기	의왕시	생활	한우개발(합)	제2004-13호 (1993.03.11)	이영숙	오전천로 34, 3층	031-429-0777	3,555	용도	생활폐기물	3		1						1			1	
										음식물류폐기물	0												
										사업장배출계	0												
		생활	중앙산업(합)	제2004-14호 (1994.04.18)	이선영	동부시장2길 87,1층	031-429-0777	3,555	용도	생활폐기물	2		1						1				
										음식물류폐기물	0												
										사업장배출계	0												
		생활	상훈(합)	제2004-6호 (1995.03.31)	이준화	까치골1길 9, 2층	031-462-3840	1,715	용도	생활폐기물	3		1	1					1				
										음식물류폐기물	0												
										사업장배출계	0												
		생활	원진개발㈜	제2004-2호 (1993.04.16)	이진기	원골로 8, 203호	031-452-7262	879	용도	생활폐기물	2			1					1				
										음식물류폐기물	0												
										사업장배출계	0												
		생활	㈜신일환경	제2008-1호 (2008.05.09)	신효철	내손순환로 172	031-422-9648	337	용도	생활폐기물	2		1						1				
										음식물류폐기물	0												
										사업장배출계	0												
		생활	(합자)그린환경	제2004-23호 (1998.02.03)	신진호	오전천로 18, 3층	031-429-3040	2,372	용도	생활폐기물	3		2						1				
										음식물류폐기물	0												
										사업장배출계	2			1					1				
		생활	새솔전자	제2011-4호 (2012.05.02)	강해수	월암길 8	031-462-8005	660	용도	생활폐기물	2	1							1				
										음식물류폐기물	0												
										사업장배출계	0												
		사업장	㈜안전개발	제2004-19호 (1994.01.19)	임종우	효행로 34	031-353-4131	3	용도	생활폐기물	2	1		1									
										음식물류폐기물	0												
										사업장배출계	0												
		사업장	(합자)그린환경	제24호 (2000.06.27)	신진호	오전천로 18, 3층	031-429-3040	1,051	용도	생활폐기물	0												
										음식물류폐기물	0												
										사업장배출계	2			1					1				
		사업장	㈜호원	제2011-2호 (2011.09.30)	송재준	경수대로 391번길 14-4, 501호	031-424-1107	1,038	용도	생활폐기물	0												
										음식물류폐기물	0												
										사업장배출계	17						17						
	하남시계		10 업체					14,457	용도	생활폐기물	31	4	10	2	0	0	0	13	1	1	0	0	0
										음식물류폐기물	2	0	1	0	0	0	1	0	0	0	0	0	0
										사업장배출계	20	11	2	3	0	0	0	2	0	0	0	2	0
	하남시	생활/사업장	하남환경	2002-2, 2001-4 (1994.04.30.)	이숙자	신장동470-2	793-8178	740	용도	생활폐기물	5		2					3					
										음식물류폐기물	0												
										사업장배출계	2	2											
		생활/사업장	환경위생	1992-1 (1992.10.15.)	김종걸	하사창동289-6	795-7777	1,186	용도	생활폐기물	3		1					2					
										음식물류폐기물	1						1						
										사업장배출계	2	2											
		생활/사업장	청화공영	1996-3 (1994.08.14.)	조규현	창우동509-2	791-1950	975	용도	생활폐기물	2		1					1					
										음식물류폐기물	0												
										사업장배출계	2	1		1									
		생활/사업장	하일위생환경	2002-4 (2000.10.04.)	남병윤	상산곡동305-1	798-4260	1,278	용도	생활폐기물	4	1		1				2					
										음식물류폐기물	0												
										사업장배출계	2	1						1					
		생활/사업장	성원환경	2008-1, 2008-2 (2007.11.15.)	김민수	춘궁동409	796-1328	1,007	용도	생활폐기물	2		1					1					
										음식물류폐기물	0												
										사업장배출계	2	1		1									
		생활/사업장	경진환경산업개발	2009-생활-1(2009.11.09.) 2007-1(2007-04.03.) 2008-사생-1(2008.01.28.)	정경진	신장동524리빙텔901	798-7288	7,432	용도	생활폐기물	5	1	2	1				1					
										음식물류폐기물	0												
										사업장배출계	3	2						1					
		생활/사업장	㈜세영CNS	2007-3(2007.10.09.) 2008-8(2008.08.29.)	이영현	신장동528-5	792-0074	270	용도	생활폐기물	3	1	2										
										음식물류폐기물	0												
										사업장배출계	5	1	2									2	
		생활/사업장	도시환경㈜	2008-4,(2007.11.08.) 2008-5(2007.11.08.)	손미애	초이동219	02-426-0134	766	용도	생활폐기물	2		1						1				
										음식물류폐기물	0												
										사업장배출계	2	1		1									

구분		허가대상 폐기물	업체명	등록·관리번호 (승인·허가일)	대표자	소재지	전화번호	2013년 처리량 (톤/년)	수집·운반 차량 현황														
시도	시군구								총계 (대)			밀폐식 차량 (대)	운반용 압착·압축 차량(대)	기계식 상차장치 부착차량 (대)	수거·교반 차량(대)	발효 차량(대)	탱크 로리(대)	카고 트럭(대)	암롤 트럭(대)	컨테이너 트럭(대)	버켓 로더(대)	덤프 트럭(대)	기타(대)
경기	하남시	생활	㈜지애연	2009-사생-1 (2009.02.18.)	윤중현	감이동 160-9	02-475-6147	804	용도	생활폐기물	4							3		1			
										음식물류폐기물	0												
										사업장배출계	0												
		생활	태광환경개발㈜	2010-생활-1 (2010.01.07.)	고용성	신장동 526-3	795-5733	0	용도	생활폐기물	1	1											
										음식물류폐기물	1		1										
										사업장배출계	0												
	용인시계		53 업체					323,388	용도	생활폐기물	113	0	42	0	6	0	0	31	24	0	0	0	10
										음식물류폐기물	21	2	4	8	4	0	0	3	0	0	0	0	0
										사업장배출계	118	5	11	23	0	0	6	26	41	4	0	2	0
	용인시	생활	용진실업	93-1 (86.2.1)	정경수	처인구 김량장동 231-3	335-2264	17,839	용도	생활폐기물	9		5		1				3				
										음식물류폐기물	2			2									
										사업장배출계	0												
		생활	광신	93-2 (87.2.6)	장태수	기흥구 공세동 308-22	286-0326	17,001	용도	생활폐기물	10		7					1	2				
										음식물류폐기물	0												
										사업장배출계	0												
		생활	용인환경	94-2 (94.12.26)	김학주	처인구 역북동 434-50	335-8944	16,847	용도	생활폐기물	8		5					1	2				
										음식물류폐기물	2			2									
										사업장배출계	0												
		생활	중앙환경	95-1 (95.6.10)	한석우	처인구 마평동 376	338-0497	13,597	용도	생활폐기물	7		4					1	2				
										음식물류폐기물	2			2									
										사업장배출계	0												
		생활	중앙실업	92-1 (92.11.13)	전운희	처인구 포곡읍 유은리 346-6	338-6236	13,946	용도	생활폐기물	8		4		2				2				
										음식물류폐기물	2	2											
										사업장배출계	0												
		생활	청우실업	03-07 (03.12.24)	최진호	처인구 양지면 주북리 261-1	338-5001	20,127	용도	생활폐기물	11		3		3			4	1				
										음식물류폐기물	2			2									
										사업장배출계	0												
		생활	고려환경	03-08 (03.12.24)	김종만	처인구 모현면 갈담리 275-1	323-3663	12,941	용도	생활폐기물	7		3					3	1				
										음식물류폐기물	2		2										
										사업장배출계	0												
		생활	한우리환경	03-09 (03.12.24)	김기호	기흥구 보라동 413-12	286-2777	15,674	용도	생활폐기물	10		4					2	4				
										음식물류폐기물	2		2										
										사업장배출계	0												
		생활	용인도시공사	02-06 (02.7.29)	대표자	처인구 마평동 704	283-6581	5,687	용도	생활폐기물	7		7										
										음식물류폐기물	4				4								
										사업장배출계	0												
		생활	용인리싸이클링	13-08 (13.03.11)	장호영	기흥구 중동 838번지 쥬네브문월드 가동 171호	679-0590	9,657	용도	생활폐기물	22							19	3				
										음식물류폐기물	0												
										사업장배출계	0												
		생활	대민환경	13-01 (13.1.2)	김동영	처인구 남사면 봉무리 441-4	334-4448	130	용도	생활폐기물	4												4
										음식물류폐기물	0												
										사업장배출계	0												
		생활	온누리	13-02 (13.1.2)	정균태	처인구 상갈동 121-1	323-1777	150	용도	생활폐기물	4												4
										음식물류폐기물	0												
										사업장배출계	0												
		생활	덕영그린	13-03 (13.1.2)	정용준	기흥구 중동 838번지 쥬네브문월드 가동 119호	679-0595	114	용도	생활폐기물	2												2
										음식물류폐기물	0												
										사업장배출계	0												
		생활	광신그린	13-07 (13.12.2)	장주호	기흥구 공세동 308-22	031-286-0326	2,702	용도	생활폐기물	2								2				
										음식물류폐기물	0												
										사업장배출계	0												
		생활/사업장	동우케미칼㈜	08-05(08.11.20) 11-01(11.04.18)	이대현	처인구 백암면 석천리 200-4	323-5833	23,932	용도	생활폐기물	0												
										음식물류폐기물	3							3					
										사업장배출계	2							2					
		생활/사업장	중앙환경엔지니어링	13-09(13.5.9) 13-10(13.8.8)	배점득	기흥구 서천동 320-4	031-328-2112	273	용도	생활폐기물	2								2				
										음식물류폐기물	0												
										사업장배출계	2								2				

구분		허가대상 폐기물	업체명	등록·관리번호 (승인·허가일)	대표자	소재지	전화번호	2013년 처리량 (톤/년)	수집·운반 차량 현황														
시도	시군구								총계 (대)			밀폐식 차량 (대)	운반용 압착·압축 차량(대)	기계식 상차장치 부착차량 (대)	수거·교반 차량(대)	발효 차량(대)	탱크 로리(대)	카고 트럭(대)	암롤 트럭(대)	컨테이너 트럭(대)	버켓 로더(대)	덤프 트럭(대)	기타(대)
경기	용인시	사업장	태양산업㈜	97-02 (97-4-30)	황양성	처인구 역북동 279-3	321-0322	1,255	용도	생활폐기물	0												
										음식물류폐기물	0												
										사업장배출계	2		1						1				
		사업장	삼호환경기술㈜	01-06 (01.12.20)	이장근	처인구 남사면 북리 84-6	322-3507	15,989	용도	생활폐기물	0												
										음식물류폐기물	0												
										사업장배출계	6			2					4				
		사업장	광신환경㈜	01-01 (01.1.13)	김정호	처인구 남사면 방라리 945	286-0336	0	용도	생활폐기물	0												
										음식물류폐기물	0												
										사업장배출계	2			1					1				
		사업장	용문산업㈜	01-04 (01.7.21)	전소영	처인구 양지면 남곡리 123-10	338-8787	39,436	용도	생활폐기물	0												
										음식물류폐기물	0												
										사업장배출계	20								20				
		사업장	미르이엔지㈜	01-01 (01.5.21)	조기영	처인구 고림동 696-11	321-4488	222	용도	생활폐기물	0												
										음식물류폐기물	0												
										사업장배출계	2	1		1									
		사업장	동아자연개발㈜	01-05 (01.8.6)	황성수	처인구 포곡읍 전대리 171-6	322-0013	0	용도	생활폐기물	0												
										음식물류폐기물	0												
										사업장배출계	2								2				
		사업장	서룡환경㈜	02-08 (02.8.24)	이영희	처인구 역북동 406-2	321-5888	661	용도	생활폐기물	0												
										음식물류폐기물	0												
										사업장배출계	5						4	1					
		사업장	그린자원	03-02 (03.4.9)	김한기	처인구 이동면 천리 698-3	333-2342	1,200	용도	생활폐기물	0												
										음식물류폐기물	0												
										사업장배출계	2			1				1					
		사업장	㈜삼일공사	04-01 (04.3.3)	이경백	처인구 양지면 남곡리 253-2	336-3104	0	용도	생활폐기물	0												
										음식물류폐기물	0												
										사업장배출계	2						2						
		사업장	청정환경	04-04 (04.5.8)	구순정	처인구 이동면 천리 619-2	338-6820	683	용도	생활폐기물	0												
										음식물류폐기물	0												
										사업장배출계	2			1					1				
		사업장	하진환경	04-07 (04.9.10)	황은하	처인구 원삼면 고당리 137-14	323-0666	0	용도	생활폐기물	0												
										음식물류폐기물	0												
										사업장배출계	2							2					
		사업장	KC물류환경산업㈜	06-02 (06.1.26)	안선영	처인구 백암면 백봉리 599-2	323-5895	0	용도	생활폐기물	0												
										음식물류폐기물	0												
										사업장배출계	2			1				1					
		사업장	(주)우주산업	06-09 (06.1.26)	김길오	처인구 원삼면 고당리 190-9	336-9183	7,526	용도	생활폐기물	0												
										음식물류폐기물	0												
										사업장배출계	2							2					
		사업장	㈜굿맨	06-15 (06.10.15)	김재규	수지구 풍덕천동 69-97	266-0777	0	용도	생활폐기물	0												
										음식물류폐기물	0												
										사업장배출계	2							2					
		사업장	㈜에코팜	06-13 (06.9.3)	장창윤	처인구 이동면 서리 633-3	320-8582	0	용도	생활폐기물	0												
										음식물류폐기물	0												
										사업장배출계	4			1				2	1				
		사업장	남사환경	06-16 (06.11.15)	서번무	처인구 남사면 봉우리 611-19	335-4311	153	용도	생활폐기물	0												
										음식물류폐기물	0												
										사업장배출계	3			3									
		사업장	태진환경	07-03 (07.4.30)	석균해	처인구 백암면 백봉리 565-5		507	용도	생활폐기물	0												
										음식물류폐기물	0												
										사업장배출계	2			2									
		사업장	대명금속㈜	08-03 (08.4.1)	이수일	처인구 남사면 완장리 498-1	333-8661	14,262	용도	생활폐기물	0												
										음식물류폐기물	0												
										사업장배출계	3			1				2					
		사업장	석영개발㈜	09-01 (09.2.26)	김기석	수지구 동천동 853-1	265-9992	0	용도	생활폐기물	0												
										음식물류폐기물	0												
										사업장배출계	2											2	

구분		허가대상 폐기물	업체명	등록·관리번호 (승인·허가일)	대표자	소재지	전화번호	2013년 처리량 (톤/년)	수집·운반 차량 현황														
시도	시군구								총계 (대)			밀폐식 차량 (대)	운반용 압착·압축 차량(대)	기계식 상차장치 부착차량 (대)	수거·교반 차량(대)	발효 차량(대)	탱크 로리(대)	카고 트럭(대)	암롤 트럭(대)	컨테이너 트럭(대)	버켓 로더(대)	덤프 트럭(대)	기타(대)
경기	용인시	사업장	삼양그린	09-02 (09.5.15)	최영상	처인구 이동면 송전리 938-16	638-0714	0	용도	생활폐기물	0												
										음식물류폐기물	0												
										사업장배출계	3			1					2				
		사업장	중화환경	09-03 (09.5.19)	황정현	기흥구 중동 619-13	281-0061	16,263	용도	생활폐기물	0												
										음식물류폐기물	0												
										사업장배출계	2								2				
		사업장	삼보종합상사	09-06 (09.10.19)	김건호	기흥구 지곡동 534-1	282-5590	0	용도	생활폐기물	0												
										음식물류폐기물	0												
										사업장배출계	2			1				1					
		사업장	태성환경	10-01 (10.3.25)	박민선	기흥구신갈동67-4	283-9921	0	용도	생활폐기물	0												
										음식물류폐기물	0												
										사업장배출계	2		2										
		사업장	수현에코	10-02 (10.7.9)	최미현	처인구 남사면 완장리 498-1	333-1595	31,830	용도	생활폐기물	0												
										음식물류폐기물	0												
										사업장배출계	2		2										
		사업장	효성개발	10-03 (10.7.15)	정병우	처인구이동면천리763-1	322-1777	15,868	용도	생활폐기물	0												
										음식물류폐기물	0												
										사업장배출계	4									4			
		사업장	나라환경	10-04 (10.9.20)	오미숙	기흥구공세동382-1		0	용도	생활폐기물	0												
										음식물류폐기물	0												
										사업장배출계	2		2										
		사업장	산성자원환경	10-05 (10.11.23)	권진상	수지구죽전동1355	265-3820	0	용도	생활폐기물	0												
										음식물류폐기물	0												
										사업장배출계	2		2										
		사업장	우영자원	10-06 (10.11.24)	현우영	천인구남사면창리556-6		0	용도	생활폐기물	0												
										음식물류폐기물	0												
										사업장배출계	2		2										
		사업장	신천자원	11-04 (11.07.12)	손경자	처인구양지면제일리342-5		155	용도	생활폐기물	0												
										음식물류폐기물	0												
										사업장배출계	2			2									
		사업장	송림톱밥	11-01 (11.01.13)	이철희	처인구원삼면두창리1074-3		944	용도	생활폐기물	0												
										음식물류폐기물	0												
										사업장배출계	2							2					
		사업장	ks환경	11-02 (11.01.13)	어광선	처인구 남사면 봉명리 245-1		375	용도	생활폐기물	0												
										음식물류폐기물	0												
										사업장배출계	2							2					
		사업장	(주)화승리싸이클링	12-04 (12.09.21)	김영식	처인구 원삼면 가재월리 720		0	용도	생활폐기물	0												
										음식물류폐기물	0												
										사업장배출계	10	4		1				5					
		사업장	골드메탈	12-05 (12.10.29)	윤광옥	처인구 이동면 시미리 201-1		0	용도	생활폐기물	0												
										음식물류폐기물	0												
										사업장배출계	2			2									
		사업장	금산리사이클링	2013-07 (13.02.28)	박현화	처인구 남사면 북리 590-2		5,442	용도	생활폐기물	0												
										음식물류폐기물	0												
										사업장배출계	2							1	1				
		사업장	동진EPS산업	2013-11 (13.10.2)	우종형	처인구 이동면 화산리 407-1	031-634-7063	0	용도	생활폐기물	0												
										음식물류폐기물	0												
										사업장배출계	2			1					1				
		사업장	푸른환경산업	2013-12 (13.10.8)	정재구	처인구 이동면 송전리 756-1	031-337-1970	0	용도	생활폐기물	0												
										음식물류폐기물	0												
										사업장배출계	2			1					1				
		사업장	㈜에스닥스	2013-14 (13.11.14)	이석주	기흥구 신갈동302-1	031-283-2737	0	용도	생활폐기물	0												
										음식물류폐기물	0												
										사업장배출계	2								2				
	파주시계		11 업체					225,031	용도	생활폐기물	107	5	29	9	0	0	0	32	32	0	0	0	0
										음식물류폐기물	13	8	5	0	0	0	0	0	0	0	0	0	0
										사업장배출계	19	0	1	3	0	0	0	2	13	0	0	0	0

구분		허가대상 폐기물	업체명	등록·관리번호 (승인·허가일)	대표자	소재지	전화번호	2013년 처리량 (톤/년)	수집·운반 차량 현황															
시도	시군구								총계 (대)			밀폐식 차량 (대)	운반용 압착·압축 차량(대)	기계식 상차장치 부착차량 (대)	수거·교반 차량(대)	발효 차량(대)	탱크 로리(대)	카고 트럭(대)	암롤 트럭(대)	컨테이너 트럭(대)	버켓 로더(대)	덤프 트럭(대)	기타(대)
경기	파주시	생활	㈜파주환경공사	1 (1991.07.16)	서정학	문산읍 문산로 26번길13(오도동)	953-4523	22,605	용도	생활폐기물	10		2	1				2	5				
										음식물류폐기물	4	4											
										사업장배출계	0												
		생활	파주시시설관리공단	35 (2011.07.30)	이사장	중앙로 160	950-1961	2,243	용도	생활폐기물	52	2	16	5				11	18				
										음식물류폐기물	5		5										
										사업장배출계	0												
		생활	㈜진환경	2005-1 (2005.06.03)	대표이사	탄현면 엘지로 651	941-0482	14,031	용도	생활폐기물	10	1	4	1				2	2				
										음식물류폐기물	4	4											
										사업장배출계	0												
		사업장	상록환경개발㈜	11 (1997.11.10)	정규호	월롱면 도감로172번길 19	945-0591	11,023	용도	생활폐기물	0												
										음식물류폐기물	0												
										사업장배출계	3			1				1	1				
		사업장	㈜오성환경개발	22 (2000.03.17)	최호문	광탄면 창만리 463-1	947-4300	1,775	용도	생활폐기물	0												
										음식물류폐기물	0												
										사업장배출계	2			1					1				
		사업장	하나환경㈜	23 (2000.05.06)	대표이사	새꽃로 159-1(금촌동)	944-1950	168,500	용도	생활폐기물	6	1						4	1				
										음식물류폐기물	0												
										사업장배출계	12			1				1	10				
		사업장	신흥환경	5 (1997.03.13)	이동호	광탄면 보광로 1337	8071-3844	159	용도	생활폐기물	2		1						1				
										음식물류폐기물	0												
										사업장배출계	2		1						1				
		생활	중부환경	39 (2001.09.14)	김병원	교하로 421(동패동)	954-0540	2,319	용도	생활폐기물	4		2					1	1				
										음식물류폐기물	0												
										사업장배출계	0												
		생활	에코환경㈜	2 (1991.09.20)	김민수	파주읍 우계로 275	941-1515	756	용도	생활폐기물	7		3	1					3				
										음식물류폐기물	0												
										사업장배출계	0												
		생활	㈜성진그린	2013-1 (2013.04.30)	백호진	방촌로 29(교하동)	945-7242	1,002	용도	생활폐기물	13	1	1					11					
										음식물류폐기물	0												
										사업장배출계	0												
		생활	㈜씨에스	2013-11 (2013.06.28)	대표이사	금월로 92-31(야동동)	947-2778	618	용도	생활폐기물	3			1				1	1				
										음식물류폐기물	0												
										사업장배출계	0												
	이천시계		15 업체					234,465	용도	생활폐기물	24	0	11	1	0	0	0	6	5	0	0	0	1
										음식물류폐기물	7	0	0	0	0	0	6	0	0	0	0	0	1
										사업장배출계	71	0	1	4	0	0	0	7	8	0	0	1	50
	이천시	생활	동림환경㈜	제93-1호 (1993.04.26)	최동섭	부발읍 마암리 207-1	638-5577	9,481	용도	생활폐기물	0												
										음식물류폐기물	0												
										사업장배출계	0												
		생활/사업장	대일환경㈜	제95-1호(1995.02.09) 제95-2호(1995.01.09)	이숙자	송정동 443-2	632-8878	28,753	용도	생활폐기물	9		5					2	1				1
										음식물류폐기물	7						6						1
										사업장배출계	2								2				
		생활	대림종합산업㈜	제94-1호 (1994.12.30)	최임수	부발읍 무촌리 437-15	631-1178	4,197	용도	생활폐기물	5		4					1					
										음식물류폐기물	0												
										사업장배출계	0												
		생활	㈜설봉C&T	제2009-1호 (2009.01.07)	이호찬	설성면 상봉리 571	638-6786	1,739	용도	생활폐기물	4			1				3					
										음식물류폐기물	0												
										사업장배출계	0												
		사업장	이천에프에이㈜	제2000-1호 (2000.07.04)	한상태	대월면 사동리 108-2	632-9282	46,767	용도	생활폐기물	0												
										음식물류폐기물	0												
										사업장배출계	14												14
		사업장	㈜태림산업	제2000-3호 (2000.11.11)	홍수연	모가면 소고리 360	631-8007	0	용도	생활폐기물	0												
										음식물류폐기물	0												
										사업장배출계	3												3
		생활/사업장	㈜설봉메트로	제94-2호(1994.12.30) 제2000-2호(2000.11.11)	전종룡	신둔면 고척리 135-1	637-8872	952	용도	생활폐기물	3		1						2				
										음식물류폐기물	0												
										사업장배출계	2		1						1				

구분		허가대상 폐기물	업체명	등록·관리번호 (승인·허가일)	대표자	소재지	전화번호	2013년 처리량 (톤/년)	수집·운반 차량 현황														
시도	시군구								총계 (대)			밀폐식 차량 (대)	운반용 압착·압축 차량(대)	기계식 상차장치 부착차량 (대)	수거·교반 차량(대)	발효 차량(대)	탱크 로리(대)	카고 트럭(대)	암롤 트럭(대)	컨테이너 트럭(대)	버켓 로더(대)	덤프 트럭(대)	기타(대)
경기	이천시	생활	미건환경	제2001-1호 (2001.01.03)	박득환	부발읍 신하리 394-27	635-1441	240	용도	생활폐기물	3		1						2				
										음식물류폐기물	0												
										사업장배출계	0												
		사업장	금강환경산업㈜	제99-1호 (1999.06.19)	박기선	모가면 소고리 96-14	634-8020	3,951	용도	생활폐기물	0												
										음식물류폐기물	0												
										사업장배출계	2								2				
		사업장	삼광자원	제2002-2호 (2002.05.14)	정환수	신둔면 수광리 285-7	633-1434	70	용도	생활폐기물	0												
										음식물류폐기물	0												
										사업장배출계	2							2					
		사업장	㈜한국건설소재KCM	제2003-4호 (2003.03.04)	원미혜	대월면 사동리 108-2	632-9282	90,857	용도	생활폐기물	0												
										음식물류폐기물	0												
										사업장배출계	20												20
		사업장	하나환경산업㈜	제2001-3호 (2001.09.08)	원용한	대월면 군량리 618-1	632-8888	9,673	용도	생활폐기물	0												
										음식물류폐기물	0												
										사업장배출계	2								1			1	
		사업장	이구상사	제2004-3호 (2004.04.01)	장세규	마장면 양촌리 118-4	637-8177	208	용도	생활폐기물	0												
										음식물류폐기물	0												
										사업장배출계	7			2				3	2				
		사업장	서연자원	제2005-1호 (2005.05.25)	장윤덕	장호원읍 이황리 520-2	641-3371	37,400	용도	생활폐기물	0												
										음식물류폐기물	0												
										사업장배출계	4			2				2					
		사업장	㈜트랜스시티	제2006-1호 (2006.01.20)	이준원	모가면 소고리 175		177	용도	생활폐기물	0												
										음식물류폐기물	0												
										사업장배출계	13												13
	안성시계		28 업체					54,493	용도	생활폐기물	71	10	28	6	0	0	0	2	8	0	0	0	17
										음식물류폐기물	4	0	4	0	0	0	0	0	0	0	0	0	0
										사업장배출계	31	0	8	9	0	0	0	3	8	0	0	3	0
	안성시	사업장	대성개발	98-1 (1998.1.8)	견경수	사곡동224	676-7411	109	용도	생활폐기물	0												
										음식물류폐기물	0												
										사업장배출계	2								1			1	
		사업장	대국환경개발산업	99-2 (1999.2.10)	신양숙	미양 양변 265-5	675-0361	0	용도	생활폐기물	0												
										음식물류폐기물	0												
										사업장배출계	3			1					1			1	
		사업장	㈜에덴자원	99-4 (1999.5.7)	김상목	당왕동 409-1	671-7701	1,144	용도	생활폐기물	0												
										음식물류폐기물	0												
										사업장배출계	2			1					1				
		생활/사업장	경은산업(주)	2011-1(2008.7.9) 2000-1(2000.4.10.)	이은길	당왕동536	673-2576	545	용도	생활폐기물	2		1						1				
										음식물류폐기물	0												
										사업장배출계	2							1	1				
		사업장	경기환경산업	2003-1 (2003.6.25)	김대길	금광면 내우리105-5	671-4077	0	용도	생활폐기물	0												
										음식물류폐기물	0												
										사업장배출계	2			1								1	
		사업장	동부이엔티	2003-2 (2003.8.8)	김준식	낙원동 66-2	671-5390	0	용도	생활폐기물	0												
										음식물류폐기물	0												
										사업장배출계	2		1						1				
		생활	쌍용환경산업㈜	2000-2 (2000.11.28)	이우진	금산동 69-8	671-3062	150	용도	생활폐기물	3		1					1	1				
										음식물류폐기물	0												
										사업장배출계	0												
		생활	안성시시설관리공단	2002-1 (2002.4.11)	이철우	보개 양복 238-1	678-5958	35,310	용도	생활폐기물	35		12	2					4				17
										음식물류폐기물	4		4										
										사업장배출계	0												
		생활	신흥환경	98-3 (1998.11.12)	정명건	영동 408		0	용도	생활폐기물	2		1						1				
										음식물류폐기물	0												
										사업장배출계	0												
		생활	SI넥트웍스	98-4 (1998.11.20)	최창식	인지동 396-7	675-0886	0	용도	생활폐기물	2		2										
										음식물류폐기물	0												
										사업장배출계	0												

구분		허가대상 폐기물	업체명	등록·관리번호 (승인·허가일)	대표자	소재지	전화번호	2013년 처리량 (톤/년)	수집·운반 차량 현황															
시도	시군구								총계 (대)			밀폐식 차량 (대)	운반용 압착·압축 차량(대)	기계식 상차장치 부착차량 (대)	수거·교반 차량(대)	발효 차량(대)	탱크 로리(대)	카고 트럭(대)	암롤 트럭(대)	컨테이너 트럭(대)	버켓 로더(대)	덤프 트럭(대)	기타(대)
	안성시	생활	신일환경	98-2 (1999.2.10)	오승호	미양 양변239-9	675-3863	0	용도	생활폐기물	2		2											
										음식물류폐기물	0													
										사업장배출계	0													
		생활	성신실업㈜	99-4 (1999.3.6)	정석주	도기동 147-1	674-7220	0	용도	생활폐기물	2		2											
										음식물류폐기물	0													
										사업장배출계	0													
		생활	대신개발㈜	2003-3 (2003.11.7)	김구현	대덕면 신령리21-1	675-6620	4,059	용도	생활폐기물	3	1	1	1										
										음식물류폐기물	0													
										사업장배출계	0													
		생활/사업장	현대환경산업	2011-02(2011.09.20) 2011-02(2011.11.22)	홍은아	가사동 125-3	671-8296	300	용도	생활폐기물	2	1	1											
										음식물류폐기물	0													
										사업장배출계	2		1						1					
		생활/사업장	(주)선진환경자원	2011-03(2011.04.22) 2006-01(2006.11.22)	최종현	서운면 현매리 251-3	677-4344	1,722	용도	생활폐기물	3	1	1	1										
										음식물류폐기물	0													
										사업장배출계	4			2				1	1					
		사업장	하나환경자원	2011-03 (2011.11.17)	정종구	당왕동 348-14	674-0948	0	용도	생활폐기물	0													
										음식물류폐기물	0													
										사업장배출계	2			2										
		사업장	영상자원	2011-04 (2011.11.29)	서상희	공도읍 만정리 149-5	656-4321	10	용도	생활폐기물	0													
										음식물류폐기물	0													
										사업장배출계	2			2										
		생활	새영환경	2012-01 (2012.02.15)	이상열	금산동 129-7		0	용도	생활폐기물	2	1	1											
										음식물류폐기물	0													
										사업장배출계	0													
		사업장	대웅환경	2012-01 (2012.02.16)	박형금	안성시 원곡면 산하리 257-3	031-658-2347	91	용도	생활폐기물	0													
										음식물류폐기물	0													
										사업장배출계	2		1						1					
		사업장	㈜가야환경	2012-02 2012.02.20	김철호	서운면 현매리 473-1외 1필지	031-671-3374	2,753	용도	생활폐기물	0													
										음식물류폐기물	0													
										사업장배출계	2		1					1						
		사업장	홍삼환경	2012-03 (2012.02.24)	홍영택	원곡면 내가천리 179-16		0	용도	생활폐기물	0													
										음식물류폐기물	0													
										사업장배출계	2		2											
		생활	㈜해송산업	2012-2 (2012.03.30)	전숙희	봉산동 59-1		1,276	용도	생활폐기물	3	1	2											
										음식물류폐기물	0													
										사업장배출계	0													
		생활	대성그린기업㈜	2012-3 2012.05.14	정효양	보개면 보개산로 204	031-672-2379	5,898	용도	생활폐기물	2		1						1					
										음식물류폐기물	0													
										사업장배출계	0													
		사업장	스마일제이앤에스	2012-04 2012.05.15	이영호	원곡면 칠곡리 378-9		0	용도	생활폐기물	0													
										음식물류폐기물	0													
										사업장배출계	2		2											
		생활	치우다환경	41276	김태헌, 이재우	봉산동 중앙로 451번길 12-25		0	용도	생활폐기물	2	2												
										음식물류폐기물	0													
										사업장배출계	0													
		생활	보스코산업㈜	41353	김찬경	원곡면 청원로 1768		1,123	용도	생활폐기물	2	1						1						
										음식물류폐기물	0													
										사업장배출계	0													
		생활	석수자원	41491	이석수	미양면 구례골길 213-2	031-674-7139	3	용도	생활폐기물	2	1		1										
										음식물류폐기물	0													
										사업장배출계	0													
		생활	동양자원	41582	유수혁	미양면 미양로 343	672-8809	0	용도	생활폐기물	2	1		1										
										음식물류폐기물	0													
										사업장배출계	0													
	김포시계		40 업체					113,607	용도	생활폐기물	69	3	17	17	0	0	0	13	10	0	1	6	2
										음식물류폐기물	8	2	6	0	0	0	0	0	0	0	0	0	0
										사업장배출계	95	10	1	35	0	0	0	29	19	0	0	1	0

구분		허가대상 폐기물	업체명	등록·관리번호 (승인·허가일)	대표자	소재지	전화번호	2013년 처리량 (톤/년)	수집·운반 차량 현황														
시도	시군구								총계 (대)			밀폐식 차량 (대)	운반용 압착·압축 차량(대)	기계식 상차장치 부착차량 (대)	수거·교반 차량(대)	발효 차량(대)	탱크 로리(대)	카고 트럭(대)	암롤 트럭(대)	컨테이너 트럭(대)	버켓 로더(대)	덤프 트럭(대)	기타(대)
경기	김포시	생활	부일환경㈜	93-3호 ('85.12.31.)	한재현	북변동 134-25	031-982-2241	22,923	용도	생활폐기물	10		4	2				1	3				
										음식물류폐기물	3	2	1										
										사업장배출계	0												
		생활	경일환경개발㈜	제1호 ('93.4.3.)	송재경	월곶면 고양리507-8	031-987-0543	14,163	용도	생활폐기물	12		5	1				2	2		1		1
										음식물류폐기물	3		3										
										사업장배출계	0												
		생활	제일환경㈜	제2003-1호 ('03.10.16.)	김경환	통진읍 가현리727-1	031-997-2771	10,559	용도	생활폐기물	9		3	2				1	2				1
										음식물류폐기물	2		2										
										사업장배출계	0												
		사업장	김포환경	1호(1993.04.03)	송옥종	하성면 양택리 52-4		735	용도	생활폐기물	0												
										음식물류폐기물	0												
										사업장배출계	2			2									
		사업장	한진환경	8호(1997.08.08)	한재남	사우동 254	982-2243	0	용도	생활폐기물	0												
										음식물류폐기물	0												
										사업장배출계	2		1						1				
		사업장	건영환경개발	11호(1998.01.22)	조상학	대곶면 율생리 433-56		2,425	용도	생활폐기물	0												
										음식물류폐기물	0												
										사업장배출계	3			1				1	1				
		사업장	창조이엔티㈜	10호(2000.10.10)	채순임	북변동 386번지 202호	984-0903	10,508	용도	생활폐기물	0												
										음식물류폐기물	0												
										사업장배출계	2							1				1	
		사업장	대한산업개발	10호(2000.11.03)	장미희	사우동 251-3번지(김포신문빌딩4층)	981-1326	0	용도	생활폐기물	0												
										음식물류폐기물	0												
										사업장배출계	2							2					
		사업장	㈜유창환경	2004-1호(2001.10.18)	김병균	사우동 877 밀레니엄603호	983-8413	320	용도	생활폐기물	0												
										음식물류폐기물	0												
										사업장배출계	2	1		1									
		사업장	대건환경	2006-1호(2004.06.24)	고왕표	양촌면 양곡리 292-3 효원나동 6호		0	용도	생활폐기물	0												
										음식물류폐기물	0												
										사업장배출계	2			1				1					
		사업장	아로마환경㈜	2006-2(2006.06.07)	김준근	양촌면 양곡리 293-7	981-1123	817	용도	생활폐기물	0												
										음식물류폐기물	0												
										사업장배출계	2							1	1				
		생활	진명기업㈜	2006-2호(2006.10.17)	최환준	월곶면 갈산리 49-7	987-2743	43,007	용도	생활폐기물	9								3			6	
										음식물류폐기물	0												
										사업장배출계	0												
		사업장	푸른솔환경	2009-1호(2008.11.24)	김범태	양촌읍 석모리 1010-7 101호		15	용도	생활폐기물	0												
										음식물류폐기물	0												
										사업장배출계	2			2									
		사업장	까치환경㈜	2010-05호(2009.12.31)	허은	통진읍 가현리 616-1	997-9437	201	용도	생활폐기물	0												
										음식물류폐기물	0												
										사업장배출계	2								2				
		사업장	㈜미성철강	2011-03(2010.06.21)	최경범	양촌면 대포리 2-7	998-4946	0	용도	생활폐기물	0												
										음식물류폐기물	0												
										사업장배출계	2			2									
		사업장	㈜씨와이씨통상	2011-05(2011.06.08)	김창용	월곶면 고막리 10-5번지		215	용도	생활폐기물	0												
										음식물류폐기물	0												
										사업장배출계	4			2				2					
		사업장	우성환경	2011-06(2011.09.28)	정학중	걸포동 1-24 테크노타운 110호		111	용도	생활폐기물	0												
										음식물류폐기물	0												
										사업장배출계	2			1				1					
		사업장	㈜클린환경	2011-07(2011.10.10)	대표이사	대곶면 대벽리 70,70-1,-3,-4	031-996-4455	222	용도	생활폐기물	0												
										음식물류폐기물	0												
										사업장배출계	5			3				2					
		사업장	정진 ENT	2011-07(2011.12.09)	이철용	사우동 220-7		0	용도	생활폐기물	0												
										음식물류폐기물	0												
										사업장배출계	3			2				1					

구분		허가대상 폐기물	업체명	등록·관리번호 (승인·허가일)	대표자	소재지	전화번호	2013년 처리량 (톤/년)	수집·운반 차량 현황															
시도	시군구								총계 (대)			밀폐식 차량 (대)	운반용 압착·압축 차량(대)	기계식 상차장치 부착차량 (대)	수거·교반 차량(대)	발효 차량(대)	탱크 로리(대)	카고 트럭(대)	암롤 트럭(대)	컨테이너 트럭(대)	버켓 로더(대)	덤프 트럭(대)	기타(대)
경기	김포시	생활	㈜동아자원	2011-26(2011.06.29)	고선희	하성면 수참리 253	031-996-3201	3,144	용도	생활폐기물	11		5	6										
										음식물류폐기물	0													
										사업장배출계	0													
		생활	대양리싸이클링	2011-17(2011.12.12)	김병문	사우동 877 밀레니엄603호	031-985-2024	169	용도	생활폐기물	11	1		1				9					
										음식물류폐기물	0													
										사업장배출계	0													
		생활/사업장	지구이앤에스㈜	2011-18(2012.01.12)	김원훈	걸포동 1-24 테크노타운 나동 121호		129	용도	생활폐기물	2			2									
										음식물류폐기물	0													
										사업장배출계	2	2												
		사업장	대륙메탈	2012-03(2012.02.08)	임동철	하성면 원산리 548		0	용도	생활폐기물	0													
										음식물류폐기물	0													
										사업장배출계	6			3				3						
		사업장	㈜에프엠스틸	2012-04(2012.02.08)	이준석	양촌읍 양곡리 280-1	032-563-4453	0	용도	생활폐기물	0													
										음식물류폐기물	0													
										사업장배출계	3			1				2						
		사업장	㈜디에스리싸이클링	2012-05호(2012.02.28)	최재원	하성면 양택리 114-2	031-996-5711	0	용도	생활폐기물	0													
										음식물류폐기물	0													
										사업장배출계	8								8					
		사업장	팔도리싸이클링	2012-19(2012.05.03)	윤재호,윤재성	통진읍 동을산리38-4		0	용도	생활폐기물	0													
										음식물류폐기물	0													
										사업장배출계	2			1				1						
		사업장	㈜미래이앤알	2012-08호(2012.05.15)	김송희	고촌읍 신곡리 467-1		149	용도	생활폐기물	0													
										음식물류폐기물	0													
										사업장배출계	3			1				2						
		사업장	㈜선풍산업	2012-20(2012.05.16)	대표이사	대곶면 석정리 111-96	031-983-9887	3,562	용도	생활폐기물	0													
										음식물류폐기물	0													
										사업장배출계	2	2												
		사업장	㈜미래환경	2013-5(2012.07.03)	서영석	통진읍 서암리 714-7	031-998-8701	0	용도	생활폐기물	0													
										음식물류폐기물	0													
										사업장배출계	2			1				1						
		사업장	현대환경개발㈜	2013-6(2013.04.04)	윤미애	통진읍 옹정리 325-13	031-998-7881	74	용도	생활폐기물	0													
										음식물류폐기물	0													
										사업장배출계	2			2										
		사업장	코리아환경	2013-11(2013.04.04)	권미연	양촌읍 양곡3로 153		40	용도	생활폐기물	0													
										음식물류폐기물	0													
										사업장배출계	2			2										
		생활	골드환경	2013-21(2013.08.26)	함대현	월곶면 포내리 131-2		0	용도	생활폐기물	5	2		3										
										음식물류폐기물	0													
										사업장배출계	0													
		사업장	대양금속	2013-90(2013.08.26)	이관수	대곶면 상마리90	031-985-5462	0	용도	생활폐기물	0													
										음식물류폐기물	0													
										사업장배출계	2							2						
		사업장	㈜유일산업	2013-95(2013.09.27)	장준희	사우동 928,411호		0	용도	생활폐기물	0													
										음식물류폐기물	0													
										사업장배출계	2								2					
		사업장	(주)대한리사이클링	2013-99(2013.10.08)	박몽룡	양촌읍 구래리 162,162-1	031-984-0546	0	용도	생활폐기물	0													
										음식물류폐기물	0													
										사업장배출계	7			4					3					
		사업장	주영자원	2013-104(2013.12.06)	박우필	통진읍 귀전리 677-1	031-998-1185	119	용도	생활폐기물	0													
										음식물류폐기물	0													
										사업장배출계	3			1				2						
		사업장	남매자원	2013-105(2013.11.14)	양동임	대곶면 율생리 579-1		0	용도	생활폐기물	0													
										음식물류폐기물	0													
										사업장배출계	2			1				1						
		사업장	(주)김포신도시환경	2013-107(2013.11.18)	이남훈	하성면 전류리 278-4	031-997-4141	0	용도	생활폐기물	0													
										음식물류폐기물	0													
										사업장배출계	4	1						2	1					

구분		허가대상 폐기물	업체명	등록·관리번호 (승인·허가일)	대표자	소재지	전화번호	2013년 처리량 (톤/년)	수집·운반 차량 현황														
시도	시군구								총계 (대)			밀폐식 차량 (대)	운반용 압착·압축 차량(대)	기계식 상차장치 부착차량 (대)	수거·교반 차량(대)	발효 차량(대)	탱크 로리(대)	카고 트럭(대)	암롤 트럭(대)	컨테이너 트럭(대)	버켓 로더(대)	덤프 트럭(대)	기타(대)
경기	김포시	사업장	김포사랑	2013-111(2013.11.14)	정동재	대곶면 송마리 290-4 2층	031-982-1012	0	용도	생활폐기물	0												
										음식물류폐기물	0												
										사업장배출계	2			1				1					
		사업장	신성	2013-118(2013.12.03)	신승민	양촌읍 대포리 40번지외3필지 모아종합유통상가 215호		0	용도	생활폐기물	0												
										음식물류폐기물	0												
										사업장배출계	4	4											
	화성시계		156 업체					701,928	용도	생활폐기물	523	33	55	213	0	0	0	71	125	0	0	15	11
										음식물류폐기물	5	2	0	1	0	0	0	0	1	0	0	1	0
										사업장배출계	2	0	0	2	0	0	0	0	0	0	0	0	0
	화성시	생활	㈜평촌	2(92.04.03.)	김영옥	향남읍 백토리 16	031-353-6263	18,409	용도	생활폐기물	13	3	6					4					
										음식물류폐기물	0												
										사업장배출계	0												
		사업장	㈜태산환경	2-1(92.04.03.)	김창귀	진안동 873-3 명성빌딩2층	031-225-9666	0	용도	생활폐기물	2			1					1				
										음식물류폐기물	0												
										사업장배출계	0												
		생활	㈜화성	29(92.04.03.)	이광수	봉담읍 분천리 189	031-227-5157	13,053	용도	생활폐기물	13		9					4					
										음식물류폐기물	0												
										사업장배출계	0												
		사업장	바다환경㈜	29-1(92.04.03.)	최성순	봉담읍 왕림리 43-1 2층	031-291-2029	25	용도	생활폐기물	2			1					1				
										음식물류폐기물	0												
										사업장배출계	0												
		생활	향원실업㈜	30(92.04.03.)	염철용	장안면 수촌리 990-1	031-351-3223	13,334	용도	생활폐기물	8							2	3				3
										음식물류폐기물	0												
										사업장배출계	0												
		사업장	천하자원	30-1(92.04.03.)	김윤희	팔탄면 구장리 966, 967	031-354-1612	0	용도	생활폐기물	3							2	1				
										음식물류폐기물	0												
										사업장배출계	0												
		생활	㈜원천환경	31(92.04.03.)	고은성	향남읍 증거리 392	031-353-7333	20,223	용도	생활폐기물	11	2	2					2					5
										음식물류폐기물	0												
										사업장배출계	0												
		사업장	우진환경	00-07(00.10.04.)	박의선	양감면 송산리 4-5	031-354-4411	857	용도	생활폐기물	2			2									
										음식물류폐기물	0												
										사업장배출계	0												
		사업장	조은환경㈜	00-08(00.10.16.)	왕명종	안녕동 186-155	031-221-8676	25,692	용도	생활폐기물	7			4					3				
										음식물류폐기물	0												
										사업장배출계	0												
		사업장	㈜에버그린	00-09(00.12.20.)	김 광	진안동 525-14 경원빌딩 3층		0	용도	생활폐기물	2								1			1	
										음식물류폐기물	0												
										사업장배출계	0												
		사업장	㈜성원개발	01-06(01.04.30.)	홍영희	팔탄면 구장리 12-9	031-354-6540	0	용도	생활폐기물	2			1								1	
										음식물류폐기물	0												
										사업장배출계	0												
		사업장	수광기업㈜	01-09(01.06.07.)	박정식	북양동 75-11 101호	031-355-3340	0	용도	생활폐기물	2											2	
										음식물류폐기물	0												
										사업장배출계	0												
		사업장	㈜신원환경	02-01(02.02.08.)	안종팔	온석동 21	031-355-1088	25,625	용도	생활폐기물	3								3				
										음식물류폐기물	0												
										사업장배출계	0												
		사업장	갑자환경㈜	02-07(02.06.24.)	여인석	향남읍 도이리 328-12	031-353-3253	7,424	용도	생활폐기물	2			1					1				
										음식물류폐기물	0												
										사업장배출계	0												
		사업장	㈜정우산업개발	02-09(02.09.05.)	박재홍	팔탄면 구장리 23-22	031-354-1262	2,618	용도	생활폐기물	8			4					4				
										음식물류폐기물	0												
										사업장배출계	0												
		사업장	영풍산업㈜	02-10(02.10.01.)	윤한규	진안동 856-15 초원빌리지 1층	031-233-4388	72,385	용도	생활폐기물	4								4				
										음식물류폐기물	0												
										사업장배출계	0												

구분		허가대상 폐기물	업체명	등록·관리번호 (승인·허가일)	대표자	소재지	전화번호	2013년 처리량 (톤/년)	수집·운반 차량 현황														
시도	시군구								총계 (대)			밀폐식 차량 (대)	운반용 압착·압축 차량(대)	기계식 상차장치 부착차량 (대)	수거·교반 차량(대)	발효 차량(대)	탱크 로리(대)	카고 트럭(대)	암롤 트럭(대)	컨테이너 트럭(대)	버켓 로더(대)	덤프 트럭(대)	기타(대)
경기	화성시	사업장	세인산업	02-14(02.10.29.)	김종대	정남면 신리 213-2	031-611-5808	890	용도	생활폐기물	4			2					2				
										음식물류폐기물	0												
										사업장배출계	0												
		사업장	삼희개발㈜	02-16(02.11.15.)	이영원	마도면 쌍송리 662 마도공구상가 가동 233호	031-355-5932	3,215	용도	생활폐기물	5			3					2				
										음식물류폐기물	0												
										사업장배출계	0												
		사업장	창환경㈜	03-02(03.01.07.)	김연숙	정남면 금복리 80	031-352-6931	851	용도	생활폐기물	2			1					1				
										음식물류폐기물	0												
										사업장배출계	0												
		사업장	예광산업	03-12(01.08.30.)	홍광표	북양동 366-2	031-483-1109	0	용도	생활폐기물	2			2									
										음식물류폐기물	0												
										사업장배출계	0												
		생활	㈜유진이앤씨	03-15(03.08.22.)	김만택	송산면 삼존리 621-28	031-337-0472	13,176	용도	생활폐기물	4		1						3				
										음식물류폐기물	0												
										사업장배출계	0												
		사업장	푸른환경	03-18(03.11.26.)	문삼대	송산동 98-2 상가동 102호	031-237-2338	6	용도	생활폐기물	2			2									
										음식물류폐기물	0												
										사업장배출계	0												
		사업장	㈜진흥중공업	03-20(03.12.10.)	박찬양	양감면 정문리 506-3	031-352-0401	25,506	용도	생활폐기물	2								2				
										음식물류폐기물	0												
										사업장배출계	0												
		사업장	우정환경자원	03-21(03.12.19.)	이필주	정남면 내리 14		1,416	용도	생활폐기물	2			1					1				
										음식물류폐기물	0												
										사업장배출계	0												
		사업장	경진환경개발	03-22(03.12.22.)	배진수	정남면 망월리 232-1	031-8059-5125	1	용도	생활폐기물	2			1				1					
										음식물류폐기물	0												
										사업장배출계	0												
		사업장	미래환경	04-01(04.02.05.)	김태종	팔탄면 가재리 279-3 2층1호	031-298-0388	214	용도	생활폐기물	2			2									
										음식물류폐기물	0												
										사업장배출계	0												
		사업장	씨앤지환경㈜	04-02(04.02.17.)	이원재	양감면 신왕리 11-3	031-353-6708	6,077	용도	생활폐기물	4			3					1				
										음식물류폐기물	0												
										사업장배출계	0												
		사업장	K앤H트레이딩	04-03(04.05.11.)	김명숙	팔탄면 하저리 927-5	031-356-4702	0	용도	생활폐기물	2			1				1					
										음식물류폐기물	0												
										사업장배출계	0												
		사업장	㈜오성개발	04-05(04.06.10.)	김원극	안녕동 188-359	031-222-1071	817	용도	생활폐기물	2								2				
										음식물류폐기물	0												
										사업장배출계	0												
		사업장	㈜성원환경	04-08(04.08.12.)	이협우	팔탄면 구장리 146-1번지 B동 211호	031-359-8491	46,693	용도	생활폐기물	13	2							10			1	
										음식물류폐기물	0												
										사업장배출계	0												
		사업장	비전환경	07-18(07.06.26)	전병군	봉담읍 동화리 139-1 화성공구유통밸리 108동 222호	031-255-9553	0	용도	생활폐기물	2			2									
										음식물류폐기물	0												
										사업장배출계	0												
		생활	에코그린	07-19(07.07.09)	전원균	팔탄면 창곡리 265-11 205호		0	용도	생활폐기물	2		1						1				
										음식물류폐기물	0												
										사업장배출계	0												
		사업장	홍해상사	07-21(07.07.16)	박대헌	향남읍 백토리 186-8	031-353-5360	0	용도	생활폐기물	2			1				1					
										음식물류폐기물	0												
										사업장배출계	0												
		사업장	건양상사	07-24(07.07.20.)	채영민	향남읍 상신리 944-10		0	용도	생활폐기물	4			3				1					
										음식물류폐기물	0												
										사업장배출계	0												
		생활	㈜안일환경	07-25(07.07.30.)	이충한	매송면 원리 174-2	031-295-3079	0	용도	생활폐기물	2		1						1				
										음식물류폐기물	0												
										사업장배출계	0												

구분		허가대상 폐기물	업체명	등록·관리번호 (승인·허가일)	대표자	소재지	전화번호	2013년 처리량 (톤/년)	수집·운반 차량 현황														
시도	시군구								총계 (대)			밀폐식 차량 (대)	운반용 압착·압축 차량(대)	기계식 상차장치 부착차량 (대)	수거·교반 차량(대)	발효 차량(대)	탱크 로리(대)	카고 트럭(대)	암롤 트럭(대)	컨테이너 트럭(대)	버켓 로더(대)	덤프 트럭(대)	기타(대)
경기	화성시	사업장	대양환경	07-26(07.07.30.)	김형백	양감면 대양리 67-2	031-353-4723	2	용도	생활폐기물	2			2									
										음식물류폐기물	0												
										사업장배출계	0												
		생활	하늘그린㈜	07-27(07.08.17.)	최경채	팔탄면 구장리 10-1 2동 2층	031-366-8432	117	용도	생활폐기물	2		1						1				
										음식물류폐기물	0												
										사업장배출계	0												
		사업장	㈜태화리싸이클링	07-29(07.09.11.)	이우영	정남면 백리 152-4, 150-12, 150-13, 150-14	031-353-9033	26	용도	생활폐기물	0												
										음식물류폐기물	3			1					1			1	
										사업장배출계	0												
		사업장	제이지스틸㈜	07-32(07.09.13.)	김재광	안녕동 36-35	031-298-5643	41	용도	생활폐기물	2			2									
										음식물류폐기물	0												
										사업장배출계	0												
		사업장	일경메탈㈜	07-33(07.09.13.)	송기진	마도면 쌍송리 40-1	031-366-8296	1,109	용도	생활폐기물	6			3				3					
										음식물류폐기물	0												
										사업장배출계	0												
		생활	㈜위크로직스	07-38(07.10.18.)	이진공	우정읍 주곡리 161-159외 1필지	031-359-9682	0	용도	생활폐기물	3			1				1	1				
										음식물류폐기물	0												
										사업장배출계	0												
		사업장	신화자원	07-44(07.12.06.)	이선의	팔탄면 구장리 144-3, 145	031-352-1267	77	용도	생활폐기물	2			2									
										음식물류폐기물	0												
										사업장배출계	0												
		사업장	(주)수연산업개발	07-45(07.12.21.)	위성화	양감면 용소리 803	031-664-8582	1,830	용도	생활폐기물	4			3				1					
										음식물류폐기물	0												
										사업장배출계	0												
		사업장	㈜한국에스코	07-46(07.12.21.)	강용복	동탄면 금곡리 612-3	031-378-4626	511	용도	생활폐기물	3			2					1				
										음식물류폐기물	0												
										사업장배출계	0												
		사업장	경남환경	07-47(07.12.24.)	이재인	팔탄면 구장리 963-2	031-353-8947	480	용도	생활폐기물	2			1				1					
										음식물류폐기물	0												
										사업장배출계	0												
		사업장	농업회사법인 달포해포㈜	08-01(08.01.18.)	김의열	반정동 303-1	031-898-5107	2,099	용도	생활폐기물	6			5				1					
										음식물류폐기물	0												
										사업장배출계	0												
		사업장	호수환경㈜	08-02(08.01.18.)	이희교	봉담읍 동화리 139-1 111동 224호	031-230-9593	13,091	용도	생활폐기물	6	1		3					2				
										음식물류폐기물	0												
										사업장배출계	0												
		사업장	㈜태흥상사	08-03(08.02.19.)	진태용	마도면 석교리 232-1	031-356-9242	0	용도	생활폐기물	2			2									
										음식물류폐기물	0												
										사업장배출계	0												
		사업장	꿈에그린㈜	08-05(08.03.12.)	유영미	향남읍 백토리 317-2	031-354-2810	65,174	용도	생활폐기물	15			1				3	11				
										음식물류폐기물	0												
										사업장배출계	0												
		사업장	태성환경	08-06(08.04.22.)	최봉환	마도면 쌍송리 662 가동 231호	031-357-4521	57	용도	생활폐기물	2			2									
										음식물류폐기물	0												
										사업장배출계	0												
		생활	태진환경	08-07(08.05.20.)	석균해	장안면 어은리 40-1		1,820	용도	생활폐기물	2		1						1				
										음식물류폐기물	0												
										사업장배출계	0												
		사업장	신흥자원	08-08(08.05.27.)	강희표	향남읍 관리 97 나동 1층	031-354-2727	0	용도	생활폐기물	2			2									
										음식물류폐기물	0												
										사업장배출계	0												
		생활	㈜신원환경	08-09(08.06.02.)	안종팔	온석동 21	031-355-1088	163	용도	생활폐기물	2		1						1				
										음식물류폐기물	0												
										사업장배출계	0												
		생활	꿈에그린㈜	08-11(08.06.17.)	유영미	향남읍 백토리 317-2	031-354-2808	110	용도	생활폐기물	4		1					1	2				
										음식물류폐기물	0												
										사업장배출계	0												

구분		허가대상 폐기물	업체명	등록·관리번호 (승인·허가일)	대표자	소재지	전화번호	2013년 처리량 (톤/년)	수집·운반 차량 현황															
시도	시군구								총계 (대)			밀폐식 차량 (대)	운반용 압착·압축 차량(대)	기계식 상차장치 부착차량 (대)	수거·교반 차량(대)	발효 차량(대)	탱크 로리(대)	카고 트럭(대)	암롤 트럭(대)	컨테이너 트럭(대)	버켓 로더(대)	덤프 트럭(대)	기타(대)
경기	화성시	생활	㈜가현	08-12(08.07.01.)	송미정	진안동 880-4 1층	031-223-3546	0	용도	생활폐기물	2		1						1				
										음식물류폐기물	2	2											
										사업장배출계	0												
		사업장	안녕금속	08-14(08.07.03.)	김수웅	봉담읍 수기리 10-4, 10-39, 10-44	031-238-7056	406	용도	생활폐기물	2			1				1					
										음식물류폐기물	0												
										사업장배출계	0												
		생활	성일환경	08-16(08.07.22.)	이성주	진안동 527-16	031-225-0890	0	용도	생활폐기물	2			1					1				
										음식물류폐기물	0												
										사업장배출계	0												
		생활	한마음환경	08-17(08.07.24.)	김병선	비봉면 삼화리 539-14	031-357-6735	562	용도	생활폐기물	7	2		2				2	1				
										음식물류폐기물	0												
										사업장배출계	0												
		생활	대청환경	08-18(08.07.30.)	김관희	팔탄면 구장리 33-4 B동 201호	031-353-0601	283	용도	생활폐기물	3			1					2				
										음식물류폐기물	0												
										사업장배출계	0												
		사업장	한진환경개발㈜	08-19(08.08.01.)	김정자	팔탄면 지월리 499-5 7동 207호	031-319-7869	10,289	용도	생활폐기물	3			3									
										음식물류폐기물	0												
										사업장배출계	0												
		사업장	에이스환경㈜	04-11(04.11.17.)	김선태	마도면 쌍송리 662 마도공구유통상가 가동 231호	031-356-2222	0	용도	생활폐기물	2			2									
										음식물류폐기물	0												
										사업장배출계	0												
		생활	(주)은호이앤티	04-12(04.11.19.)	이은호	정남면 신리 57-2	031-376-9221	15,500	용도	생활폐기물	11	2	5					4					
										음식물류폐기물	0												
										사업장배출계	0												
		사업장	에코환경	04-13(04.11.26)	이환중	양감면 신왕리 11-3	031-351-8827	34,881	용도	생활폐기물	3			3									
										음식물류폐기물	0												
										사업장배출계	0												
		사업장	㈜성일환경	05-01(05.01.06)	신효철	남양동 465-5	031-356-3429	149	용도	생활폐기물	2			1					1				
										음식물류폐기물	0												
										사업장배출계	0												
		사업장	신대한정유산업㈜	05-02(05.01.20.)	안준복	정남면 고지리 28-1,28-4	031-352-3831	8,579	용도	생활폐기물	3								3				
										음식물류폐기물	0												
										사업장배출계	0												
		사업장	정우리사이클링㈜	05-03(05.01.27.)	오준희	팔탄면 율암리 653-4	031-354-7778	21,405	용도	생활폐기물	7			4				1	2				
										음식물류폐기물	0												
										사업장배출계	0												
		사업장	탑환경	05-04(05.02.11.)	한갑주	봉담읍 동화리 411-2	031-298-9778	41	용도	생활폐기물	3			2					1				
										음식물류폐기물	0												
										사업장배출계	0												
		사업장	동남환경	05-06(05.04.08.)	백남중	비봉면 삼화리 542-4 C동 3호	031-355-4236	587	용도	생활폐기물	3			2					1				
										음식물류폐기물	0												
										사업장배출계	0												
		사업장	유성개발	05-08(05.05.07.)	우종식	비봉면 양노리 256-6 진보상가빌라 103호	031-356-2333	0	용도	생활폐기물	2			2									
										음식물류폐기물	0												
										사업장배출계	0												
		사업장	대성환경자원	05-09(05.05.24)	양진실	반월동 613-4	031-224-2164	60	용도	생활폐기물	2			2									
										음식물류폐기물	0												
										사업장배출계	0												
		생활	한미환경㈜	05-10(05.06.07.)	고경현	마도면 청원리 453-3	031-227-7189	300	용도	생활폐기물	2		1						1				
										음식물류폐기물	0												
										사업장배출계	0												
		사업장	가나상사	05-11(05.06.15.)	임용창	서신면 상안리 340		32	용도	생활폐기물	2			2									
										음식물류폐기물	0												
										사업장배출계	0												
		사업장	㈜제이비산업	05-14(05.07.19.)	최종분	장덕동 771-7, 771-9	031-356-6505	0	용도	생활폐기물	2			1				1					
										음식물류폐기물	0												
										사업장배출계	0												

구분		허가대상 폐기물	업체명	등록·관리번호 (승인·허가일)	대표자	소재지	전화번호	2013년 처리량 (톤/년)	수집·운반 차량 현황														
시도	시군구								총계 (대)			밀폐식 차량 (대)	운반용 압착·압축 차량(대)	기계식 상차장치 부착차량 (대)	수거·교반 차량(대)	발효 차량(대)	탱크 로리(대)	카고 트럭(대)	암롤 트럭(대)	컨테이너 트럭(대)	버켓 로더(대)	덤프 트럭(대)	기타(대)
경기	화성시	사업장	인홍산업개발㈜	05-15(05.07.20.)	여준구	봉담읍 분천리 42-4	031-227-2097	68	용도	생활폐기물	4			1				2	1				
										음식물류폐기물	0												
										사업장배출계	0												
		사업장	이비케이㈜	05-18(05.08.19.)	전남진	팔탄면 율암리 580-9, 580-1 발안현대공구타운 301동 206호	031-234-6330	21,778	용도	생활폐기물	3			2					1				
										음식물류폐기물	0												
										사업장배출계	0												
		사업장	㈜현대슈레더	05-19(05.08.19.)	정영호	팔탄면 지월리 499-11 3동 206호	031-494-7304	0	용도	생활폐기물	2			2									
										음식물류폐기물	0												
										사업장배출계	0												
		사업장	㈜호성	05-21(05.09.23.)	김학조	정남면 괘랑리 739-1	031-366-5691	23,271	용도	생활폐기물	4			4									
										음식물류폐기물	0												
										사업장배출계	0												
		사업장	태양자원	05-22(05.09.26.)	심민섭	팔탄면 율암리 862-1	031-353-2285	239	용도	생활폐기물	2			2									
										음식물류폐기물	0												
										사업장배출계	0												
		사업장	한솔자원개발㈜	05-24(05.10.27.)	엄규삼	반월동 347-5	031-206-3600	70	용도	생활폐기물	0												
										음식물류폐기물	0												
										사업장배출계	0												
		생활	탑곤산업개발㈜	05-25(05.10.27.)	이인규	팔탄면 구장리 23-22 202호	070-8709-0117	977	용도	생활폐기물	2		1						1				
										음식물류폐기물	0												
										사업장배출계	0												
		생활	용성환경㈜	05-26(05.12.06.)	전소영	매송면 천천리 210-5 상가3호	031-293-3535	3,895	용도	생활폐기물	3		1	1					1				
										음식물류폐기물	0												
										사업장배출계	0												
		사업장	㈜성지	06-02(06.01.20.)	문종경	양감면 송산리 284	031-352-7696	7,721	용도	생활폐기물	3			3									
										음식물류폐기물	0												
										사업장배출계	0												
		생활	㈜유림환경	06-04(06.05.11.)	이복병	남양동 1197 국제포인트프라자 502호		8,702	용도	생활폐기물	8	3	1					3	1				
										음식물류폐기물	0												
										사업장배출계	0												
		사업장	성광환경	06-05(06.02.17.)	김진옥	마도면 쌍송리 662 마도공구유통상가 가동 231호	031-359-8871	193	용도	생활폐기물	2			1					1				
										음식물류폐기물	0												
										사업장배출계	0												
		사업장	㈜거성	06-07(06.03.22.)	주명질	장안면 노진리 16-4, 16-5	031-352-0436	0	용도	생활폐기물	4			4									
										음식물류폐기물	0												
										사업장배출계	0												
		사업장	충남상사	06-08(06.03.31.)	김재운	양감면 정문리 429-15	031-359-9444	0	용도	생활폐기물	2			2									
										음식물류폐기물	0												
										사업장배출계	0												
		생활	㈜태화리싸이클링	06-09(06.05.03)	이우영	정남면 백리 152-4, 150-12, 150-13, 150-14	031-353-9033	0	용도	생활폐기물	2	1	1										
										음식물류폐기물	0												
										사업장배출계	0												
		사업장	신성환경	06-10(06.05.04)	박호균	송산동 158-57 3층	031-354-0046	125	용도	생활폐기물	2			1				1					
										음식물류폐기물	0												
										사업장배출계	0												
		사업장	나눔환경자원	06-11(06.05.22)	김형순	정남면 신리 293	031-353-3016	4	용도	생활폐기물	2			2									
										음식물류폐기물	0												
										사업장배출계	0												
		생활	㈜성원환경	06-12(06.05.26)	이협우	팔탄면 구장리 146-1 8동 211호	031-359-8491	3,964	용도	생활폐기물	2			2									
										음식물류폐기물	0												
										사업장배출계	0												
		사업장	대성자원	08-22(08.09.03.)	강래윤	향남읍 상신리 627-17, 627-23		0	용도	생활폐기물	2			2									
										음식물류폐기물	0												
										사업장배출계	0												
		사업장	㈜경기스텐	08-23(08.09.22.)	김장기	향남읍 장짐리 89-1	031-354-2777	913	용도	생활폐기물	4			4									
										음식물류폐기물	0												
										사업장배출계	0												

구분		허가대상 폐기물	업체명	등록·관리번호 (승인·허가일)	대표자	소재지	전화번호	2013년 처리량 (톤/년)	수집·운반 차량 현황														
시도	시군구								총계 (대)			밀폐식 차량 (대)	운반용 압착·압축 차량(대)	기계식 상차장치 부착차량 (대)	수거·교반 차량(대)	발효 차량(대)	탱크 로리(대)	카고 트럭(대)	암롤 트럭(대)	컨테이너 트럭(대)	버켓 로더(대)	덤프 트럭(대)	기타(대)
경기	화성시	사업장	성일환경	08-24(08.09.23.)	이성주	진안동 527-16	031-225-0890	0	용도	생활폐기물	2			1					1				
										음식물류폐기물	0												
										사업장배출계	0												
		사업장	㈜알테크놀리지	08-25(08.10.01.)	이경욱	양감면 송산리 534-4	031-905-8456	0	용도	생활폐기물	2	2											
										음식물류폐기물	0												
										사업장배출계	0												
		사업장	무지개환경	08-26(08.10.06.)	정수일	병점동 348-4	031-267-2111	23	용도	생활폐기물	2			2									
										음식물류폐기물	0												
										사업장배출계	0												
		사업장	TM유통	08-29(08.12.09.)	조혜미	봉담읍 수기리 61-7	031-222-1689	0	용도	생활폐기물	3			2				1					
										음식물류폐기물	0												
										사업장배출계	0												
		생활	미래환경개발	08-30(08.12.26.)	구순정	팔탄면 월문리 245-3	031-354-2578	0	용도	생활폐기물	2		1						1				
										음식물류폐기물	0												
										사업장배출계	0												
		사업장	금수산업개발	09-01(09.02.09.)	박영근	장안면 장안리 1295, 1303, 1302-2		29	용도	생활폐기물	2			1				1					
										음식물류폐기물	0												
										사업장배출계	0												
		사업장	대길산업㈜화성지점	09-03(09.02.13.)	제영태	신남동 595-1	031-355-8060	0	용도	생활폐기물	2								2				
										음식물류폐기물	0												
										사업장배출계	0												
		사업장	부광자원㈜	09-04(09.04.03.)	김광택	향남읍 서봉로 715-7	031-355-8060	503	용도	생활폐기물	10			8				2					
										음식물류폐기물	0												
										사업장배출계	0												
		사업장	㈜하나알씨	09-05(09.04.03.)	인원길	장안면 노진리 16-11, 16-13	031-351-8872	55,719	용도	생활폐기물	6			1					5				
										음식물류폐기물	0												
										사업장배출계	0												
		생활	우리환경	09-06(09.04.17.)	유은희	안녕동 37-120		255	용도	생활폐기물	2	1	1										
										음식물류폐기물	0												
										사업장배출계	0												
		생활	에코환경	09-07(09.05.04.)	이환중	양감면 신왕리 11-3	031-351-8827	825	용도	생활폐기물	2		1						1				
										음식물류폐기물	0												
										사업장배출계	0												
		생활	㈜동탄환경	09-08(09.05.07.)	이종선	반월동 83 신우프라자 201호	031-8015-0041	129	용도	생활폐기물	3	2	1										
										음식물류폐기물	0												
										사업장배출계	0												
		사업장	인바이오텍 ㈜화성지점	09-10(09.06.02.)	윤영중	팔탄면 율암리 112-2	031-354-1990	139	용도	생활폐기물	2			1					1				
										음식물류폐기물	0												
										사업장배출계	0												
		사업장	원창환경자원	09-11(09.06.04.)	홍대유	서신면 상안리 340	031-357-1315	796	용도	생활폐기물	0												
										음식물류폐기물	0												
										사업장배출계	2			2									
		사업장	다모아	09-13(09.06.29.)	이명덕	우정읍 석천리 712-3		44	용도	생활폐기물	0												
										음식물류폐기물	0												
										사업장배출계	0												
		사업장	한진철강	09-14(09.06.29.)	김희숙	장안면 수촌리 439-6	031-358-7249	91	용도	생활폐기물	2			2									
										음식물류폐기물	0												
										사업장배출계	0												
		사업장	㈜다홍산업	09-16(09.07.28.)	박종국	마도면 쌍송리 662 마도공구상가 자동 219호	031-356-6588	63	용도	생활폐기물	2			1					1				
										음식물류폐기물	0												
										사업장배출계	0												
		생활	다산산업개발	09-17(09.07.28.)	노대영	마도면 쌍송리 662 마도공구상가 자동 219호	031-356-6588	826	용도	생활폐기물	4		1						3				
										음식물류폐기물	0												
										사업장배출계	0												
		생활	청조환경	09-18(09.08.07.)	나민수	무송동 154-3	031-355-2887	0	용도	생활폐기물	3	3											
										음식물류폐기물	0												
										사업장배출계	0												

구분		허가대상 폐기물	업체명	등록·관리번호 (승인·허가일)	대표자	소재지	전화번호	2013년 처리량 (톤/년)	수집·운반 차량 현황														
시도	시군구								총계 (대)			밀폐식 차량 (대)	운반용 압착·압축 차량(대)	기계식 상차장치 부착차량 (대)	수거·교반 차량(대)	발효 차량(대)	탱크 로리(대)	카고 트럭(대)	암롤 트럭(대)	컨테이너 트럭(대)	버켓 로더(대)	덤프 트럭(대)	기타(대)
경기	화성시	사업장	㈜한양실업	10-01(92.04.03.)	전영환	향남읍 동오리 2	031-353-8013	0	용도	생활폐기물	3		1	1				1					
										음식물류폐기물	0												
										사업장배출계	0												
		생활	㈜한양실업	10-02(06.01.19.)	전영환	향남읍 동오리 2	031-353-8013	1,367	용도	생활폐기물	2		1						1				
										음식물류폐기물	0												
										사업장배출계	0												
		생활	경승개발㈜	11-01(11.01.28.)	최수연	팔탄면 노하리 760-27	031-353-1286	1,494	용도	생활폐기물	4		1	1				1	1				
										음식물류폐기물	0												
										사업장배출계	0												
		생활	신양환경㈜	13-01(13.03.28.)	황선광	봉담읍 하가등리 94	031-353-3123	5,330	용도	생활폐기물	11	5	2					4					
										음식물류폐기물	0												
										사업장배출계	0												
		생활	세종환경㈜	13-02(13.03.29.)	김영자	반월동 616	031-222-0789	9,048	용도	생활폐기물	10	3	2					4	1				
										음식물류폐기물	0												
										사업장배출계	0												
		사업장	㈜옥영산업	13-03(04.02.10.)	정병찬	양감면 대양리 564	031-354-2953	353	용도	생활폐기물	2			2									
										음식물류폐기물	0												
										사업장배출계	0												
		사업장	칠복자원	13-04(13.06.21.)	한정희	우정읍 이화리 1094-1, 1094-80	031-353-6501	0	용도	생활폐기물	2			2									
										음식물류폐기물	0												
										사업장배출계	0												
		사업장	㈜청룡자원	13-05(13.06.21.)	성덕전	정남면 백리 36, 36-1, 38	031-359-8241	0	용도	생활폐기물	2			2									
										음식물류폐기물	0												
										사업장배출계	0												
		사업장	광현자원	13-06(13.06.26.)	김광원	비봉면 청요리 253	031-354-4230	0	용도	생활폐기물	3			2				1					
										음식물류폐기물	0												
										사업장배출계	0												
		사업장	동서자원	13-07(13.06.27.)	김혜숙	팔탄면 구장리 212-15	031-353-8717	37	용도	생활폐기물	2			2									
										음식물류폐기물	0												
										사업장배출계	0												
		사업장	삼성SG	13-08(05.03.15.)	이옥순	병점동 385-5	031-384-3217	4,317	용도	생활폐기물	2			2									
										음식물류폐기물	0												
										사업장배출계	0												
		사업장	명승프라스틱	13-09(13.07.23.)	조승호	북양동 527-16	031-355-0671	0	용도	생활폐기물	2			2									
										음식물류폐기물	0												
										사업장배출계	0												
		사업장	㈜위크로직스	13-10(13.09.26.)	이진공	우정읍 주곡리 161-159외 1필지	031-359-9683	0	용도	생활폐기물	7			2				5					
										음식물류폐기물	0												
										사업장배출계	0												
		사업장	서정자원	13-11(13.11.21.)	한종윤	장안면 수촌리 1134-25	031-351-8978	0	용도	생활폐기물	2			2									
										음식물류폐기물	0												
										사업장배출계	0												
		사업장	동남자원	13-12(13.11.22.)	정용화	반정동 382-15	031-235-7701	0	용도	생활폐기물	2			2									
										음식물류폐기물	0												
										사업장배출계	0												
		사업장	㈜만해금속	08-20(08.08.11.)	이훈	향남읍 동오리 79-1	031-352-7835	0	용도	생활폐기물	2			2									
										음식물류폐기물	0												
										사업장배출계	0												
		생활	TM유통	08-21(08.08.21.)	조혜미	봉담읍 수기리 61-7	031-222-1689	0	용도	생활폐기물	4	1						3					
										음식물류폐기물	0												
										사업장배출계	0												
		생활	바다환경㈜	06-13(06.06.08)	최성순	봉담읍 왕림리 43-1 2층	031-291-2029	48	용도	생활폐기물	2		1						1				
										음식물류폐기물	0												
										사업장배출계	0												
		사업장	한솔스틸㈜	06-14(06.06.12)	김병성	양감면 사창리 516	031-223-4706	0	용도	생활폐기물	2			2									
										음식물류폐기물	0												
										사업장배출계	0												

구분		허가대상 폐기물	업체명	등록·관리번호 (승인·허가일)	대표자	소재지	전화번호	2013년 처리량 (톤/년)	수집·운반 차량 현황														
시도	시군구								총계 (대)			밀폐식 차량 (대)	운반용 압착·압축 차량(대)	기계식 상차장치 부착차량 (대)	수거·교반 차량(대)	발효 차량(대)	탱크 로리(대)	카고 트럭(대)	암롤 트럭(대)	컨테이너 트럭(대)	버켓 로더(대)	덤프 트럭(대)	기타(대)
경기	화성시	사업장	미라환경	06-15(06.06.13)	이장규	향남읍 동오리 240, 240-8 2층 4호	031-352-8773	0	용도	생활폐기물	2			2									
										음식물류폐기물	0												
										사업장배출계	0												
		사업장	인플러스	06-16(06.06.26.)	공경필	향남읍 동오리 208-2, 208-5		0	용도	생활폐기물	1			1									
										음식물류폐기물	0												
										사업장배출계	0												
		사업장	현명자원	06-17(06.06.28)	김미정	마도면 청원리 543-1	031-355-4408	0	용도	생활폐기물	2			2									
										음식물류폐기물	0												
										사업장배출계	0												
		생활	태양환경	06-32(06.10.18)	음인철	우정읍 조암리 149-5, 149-7 2층 1호	031-377-8320	5	용도	생활폐기물	2		1						1				
										음식물류폐기물	0												
										사업장배출계	0												
		생활	미래환경	06-35(06.12.18.)	김태종	팔탄면 가재리 279-3		0	용도	생활폐기물	2		1						1				
										음식물류폐기물	0												
										사업장배출계	0												
		사업장	양감환경자원	06-36(06.12.28.)	한연옥	향남읍 증거리 470	031-353-1635	273	용도	생활폐기물	3			2				1					
										음식물류폐기물	0												
										사업장배출계	0												
		사업장	에코그린	07-01(07.01.12.)	전원균	팔탄면 창곡리 265-11 205호	031-366-8277	0	용도	생활폐기물	2			1					1				
										음식물류폐기물	0												
										사업장배출계	0												
		사업장	푸른스틸	06-21(06.07.13.)	홍미순	양감면 대양리 527-2, 529-2, 529-5	031-366-5301	0	용도	생활폐기물	2			2									
										음식물류폐기물	0												
										사업장배출계	0												
		생활	삼흥산업개발㈜	06-22(06.07.13)	염태욱	송산면 마산리 416-68	031-357-8417	47,446	용도	생활폐기물	9		1						1			6	1
										음식물류폐기물	0												
										사업장배출계	0												
		사업장	용마환경	06-24(06.08.28)	전영환	장안면 노진리 16-2	031-351-8896	524	용도	생활폐기물	2			2									
										음식물류폐기물	0												
										사업장배출계	0												
		생활	㈜하나알씨	06-25(06.08.30)	인원길	장안면 노진리 16-13	031-352-8872	1,605	용도	생활폐기물	2		1						1				
										음식물류폐기물	0												
										사업장배출계	0												
		사업장	원환경자원	06-26(06.08.29)	유충노	봉담읍 동화리 139-1 화성공구유통밸리 104동 220호		0	용도	생활폐기물	2			1					1				
										음식물류폐기물	0												
										사업장배출계	0												
		생활	송림환경㈜	06-28(06.09.01)	이은선	동탄면 장지리 860-3	031-378-7000	3,021	용도	생활폐기물	4		1	1				1	1				
										음식물류폐기물	0												
										사업장배출계	0												
		사업장	논곡축산	06-29(06.09.15)	김광수	팔탄면 노하리 1178-28	031-296-2545	148	용도	생활폐기물	2							1	1				
										음식물류폐기물	0												
										사업장배출계	0												
		사업장	화성자원	06-30(06.09.26)	최동진	정남면 괘랑리 902-3 2층	031-353-0298	0	용도	생활폐기물	2			2									
										음식물류폐기물	0												
										사업장배출계	0												
		사업장	하늘그린㈜	06-31(06.09.28)	최경채	팔탄면 구장리 10-1 2동 2층	031-366-8432	122	용도	생활폐기물	7			1					5				1
										음식물류폐기물	0												
										사업장배출계	0												
		사업장	㈜푸른철강화성지점	06-31(06.10.10)	정옥수	진안동 926-3 토담빌상가 102호	031-662-4774	2,293	용도	생활폐기물	4			4									
										음식물류폐기물	0												
										사업장배출계	0												
		사업장	강화자원	07-02(07.02.05.)	이명숙	향남읍 관리 1, 4-6		18	용도	생활폐기물	2			2									
										음식물류폐기물	0												
										사업장배출계	0												
		사업장	(주)은호이앤티	07-03(07.02.23.)	이은호	정남면 신리 57-2	031-376-9221	0	용도	생활폐기물	2								1			1	
										음식물류폐기물	0												
										사업장배출계	0												

구분		허가대상 폐기물	업체명	등록·관리번호 (승인·허가일)	대표자	소재지	전화번호	2013년 처리량 (톤/년)	수집·운반 차량 현황														
시도	시군구								총계 (대)			밀폐식 차량 (대)	운반용 압착·압축 차량(대)	기계식 상차장치 부착차량 (대)	수거·교반 차량(대)	발효 차량(대)	탱크 로리(대)	카고 트럭(대)	암롤 트럭(대)	컨테이너 트럭(대)	버켓 로더(대)	덤프 트럭(대)	기타(대)
경기	화성시	생활	㈜재운산업	07-04(07.03.19.)	임광수	진안동 926-3 토담빌상가 102호	031-231-0064	2,922	용도	생활폐기물	5		1						1			3	
										음식물류폐기물	0												
										사업장배출계	0												
		사업장	청해자원	07-05(07.03.28.)	백봉현	우정읍 화산리 733-1	031-351-7271	0	용도	생활폐기물	0												
										음식물류폐기물	0												
										사업장배출계	0												
		사업장	㈜안일환경	07-07(07.04.20.)	이충한	매송면 원리 174-2	031-295-3079	198	용도	생활폐기물	3			3									
										음식물류폐기물	0												
										사업장배출계	0												
		사업장	㈜지케이리싸일클링	07-11(07.05.18.)	남만희	양감면 대양리 769-17	031-292-0043	9,979	용도	생활폐기물	7			5				1					1
										음식물류폐기물	0												
										사업장배출계	0												
		생활	광진데코㈜	07-13(07.06.08.)	김종배	비봉면 양노리 757-3	031-366-9565	83	용도	생활폐기물	2								2				
										음식물류폐기물	0												
										사업장배출계	0												
		사업장	강호자원㈜	07-15(07.06.12.)	김영춘	우정읍 화수리 1042-5	031-351-4433	96	용도	생활폐기물	6			6									
										음식물류폐기물	0												
										사업장배출계	0												
		생활	한솔자원개발㈜	07-16(07.06.26.)	엄규삼	반월동 347-5	031-206-3600	1,552	용도	생활폐기물	2		1						1				
										음식물류폐기물	0												
										사업장배출계	0												
	광주시계		8 업체					118,028	용도	생활폐기물	49	1	14	3	0	0	0	9	15	0	0	4	3
										음식물류폐기물	5	1	3	0	0	0	0	0	1	0	0	0	0
										사업장배출계	34	0	2	4	0	0	0	3	20	1	0	0	4
	광주시	생활/사업장	광우환경㈜	1997-10 (1997.08.02) 1997-05 (1997.08.02)	박종범	초월읍 지월리 573	031-765-1900	1,891	용도	생활폐기물	7		2	1					4				
										음식물류폐기물	0												
										사업장배출계	4			2					2				
		생활/사업장	광주환경㈜	1997-09 (1995.03.11) 1997-07 (1995.03.11)	신현대	초월읍 도평리 39-3	031-763-5600	97,688	용도	생활폐기물	9		3	1				5					
										음식물류폐기물	3	1	1						1				
										사업장배출계	4								3				1
		생활/사업장	송정환경미화㈜	1997-12 (1997.08.02) 1997-06 (1997.08.02)	김귀성	오포읍 추자리 28	031-765-3556	1,852	용도	생활폐기물	17		6	1				2	5			3	
										음식물류폐기물	0												
										사업장배출계	4								4				
		생활/사업장	경안환경㈜	1997-14 (1997.08.29) 1997-15 (1997.08.29)	하성순	곤지암 삼리 510-1	031-764-7070	3,722	용도	생활폐기물	9		2						3			1	3
										음식물류폐기물	2		2										
										사업장배출계	1								1				
		사업장	녹색환경산업㈜	2002-02 (2002.05.21)	권오복	초월읍 지월리 158-3	031-797-0101	3,056	용도	생활폐기물	0												
										음식물류폐기물	0												
										사업장배출계	9		1	2				1	5				
		생활	대우환경	2002-03 (2002.11.02)	유영희	초월읍 용수리 65-10	031-767-6588	788	용도	생활폐기물	5	1						2	2				
										음식물류폐기물	0												
										사업장배출계	0												
		사업장	주신환경㈜	2002-04 (2001.05.09) 2001-02 (2001.07.20)	송경환	초월읍 용수리 495	031-766-8851	2,149	용도	생활폐기물	0												
										음식물류폐기물	0												
										사업장배출계	8		1					2	2				3
		생활/사업장	(주)에코그린	2003-03 (2003.04.28) 1994-01 (1994.04.28)	김기학	곤지암읍 열미리 440-5	031-763-9494	6,882	용도	생활폐기물	2		1						1				
										음식물류폐기물	0												
										사업장배출계	4								3	1			
	양주시계		25 업체					145,522	용도	생활폐기물	46	2	14	5	0	0	0	23	1	0	0	0	1
										음식물류폐기물	6	0	6	0	0	0	0	0	0	0	0	0	0
										사업장배출계	52	2	0	4	0	0	0	22	13	2	0	9	0
	양주시	생활	양주환경	생활 제5호(1997.03.25)	김창증	백석읍 오산리 435	856-3037	5,338	용도	생활폐기물	6		3					3					
										음식물류폐기물	1		1										
										사업장배출계	0												
		생활	크린양주	생활 제7호(2007.05.04)	정효연	고암동 366	857-9696	5,233	용도	생활폐기물	7		3					4					
										음식물류폐기물	1		1										
										사업장배출계	0												

구분		허가대상 폐기물	업체명	등록·관리번호 (승인·허가일)	대표자	소재지	전화번호	2013년 처리량 (톤/년)	수집·운반 차량 현황														
시도	시군구								총계 (대)			밀폐식 차량 (대)	운반용 압착·압축 차량(대)	기계식 상차장치 부착차량 (대)	수거·교반 차량(대)	발효 차량(대)	탱크 로리(대)	카고 트럭(대)	암롤 트럭(대)	컨테이너 트럭(대)	버켓 로더(대)	덤프 트럭(대)	기타(대)
경기	양주시	생활	뉴하나개발	생활 제6호(2009.09.01)	윤태영	덕정동 462-1	857-2931	5,209	용도	생활폐기물	5		2					2	1				
										음식물류폐기물	1		1										
										사업장배출계	0												
		생활	덕정환경	생활 제3호(1997.03.23)	고광용	은현면 용암리 185-1	858-0695	4,826	용도	생활폐기물	6		2					4					
										음식물류폐기물	1		1										
										사업장배출계	0												
		생활	그린환경	생활 제4호(1997.03.25)	정수창	봉양동 411-48	857-0067	3,956	용도	생활폐기물	7		2					5					
										음식물류폐기물	1		1										
										사업장배출계	0												
		생활	성일환경	생활 제99-3호(1993.12.30)	이병석	남면 한산리 63	865-9223	4,098	용도	생활폐기물	5		2					3					
										음식물류폐기물	1		1										
										사업장배출계	0												
		생활	친환경개발	생활 제7호2011.08.23	윤규동	양주시 은현면 도하리 14-1	864-3412	8,030	용도	생활폐기물	4			3									1
										음식물류폐기물	0												
										사업장배출계	0												
		사업장	삼보환경개발㈜	94-001 (1994.12.07)	채연희	남면 상수리 507-3	864-5153	10,362	용도	생활폐기물	0												
										음식물류폐기물	0												
										사업장배출계	2									2			
		사업장	대진산업㈜	95-002 (1995.05.08)	이상구	광적면 우고리 194-2	857-7002	33,604	용도	생활폐기물	0												
										음식물류폐기물	0												
										사업장배출계	6							1	5				
		사업장	㈜한솔환경	01-008 (2001.01.19)	서종용	은현면 운암리 454	863-0102	5,149	용도	생활폐기물	0												
										음식물류폐기물	0												
										사업장배출계	4								4				
		사업장	산양환경산업㈜	02-005 (2002.10.16)	장택무	은현면 도하리 225-1	861-2285	47,083	용도	생활폐기물	0												
										음식물류폐기물	0												
										사업장배출계	9											9	
		사업장	성우개발㈜	03-002 (2003.02.08)	서해원	은현면 봉암리 132	855-7002	2,610	용도	생활폐기물	0												
										음식물류폐기물	0												
										사업장배출계	2							2					
		사업장	고상자원	03-003 (2003.12.29)	황현정	백석읍 오산리 528-3	826-0666	65	용도	생활폐기물	0												
										음식물류폐기물	0												
										사업장배출계	2							2					
		사업장	태성환경	04-004 (2004.04.30)	오태준	은현면 선암리 192-1	861-6096	313	용도	생활폐기물	0												
										음식물류폐기물	0												
										사업장배출계	3							3					
		사업장	세방환경㈜	04-001 (2004.08.16)	박태균	남면 상수리 152-12	866-0606	9,368	용도	생활폐기물	0												
										음식물류폐기물	0												
										사업장배출계	4							1	3				
		사업장	그린써비스	04-005 (2004.12.30)	이재훈	은현면 선암리 475-8	867-2326	-	용도	생활폐기물	0												
										음식물류폐기물	0												
										사업장배출계	4							4					
		사업장	다성산업㈜	05-003 (2005.03.08)	김완용	회정동 143-8	863-9447	-	용도	생활폐기물	0												
										음식물류폐기물	0												
										사업장배출계	3							3					
		사업장	고암산업개발	08-001 (2008.02.28)	곽동술	은현면 봉암리 132	846-7460	60	용도	생활폐기물	0												
										음식물류폐기물	0												
										사업장배출계	2							2					
		사업장	신한솔환경	08-002 (2008.05.01)	서혜숙	남면 상수리 151-3	867-5601	218	용도	생활폐기물	0												
										음식물류폐기물	0												
										사업장배출계	3							3					
		사업장	일진연료	2012-1 (2012.11.09)	양중남	은현면 선암리 64-1	841-4917	0	용도	생활폐기물	0												
										음식물류폐기물	0												
										사업장배출계	2							1	1				
		사업장	삼진환경	2013-1 (2013.09.10)	박재환	고암동 541-17	857-3230	0	용도	생활폐기물	0												
										음식물류폐기물	0												
										사업장배출계	2			2									

구분		허가대상 폐기물	업체명	등록·관리번호 (승인·허가일)	대표자	소재지	전화번호	2013년 처리량 (톤/년)	수집·운반 차량 현황														
시도	시군구								총계 (대)			밀폐식 차량 (대)	운반용 압착·압축 차량(대)	기계식 상차장치 부착차량 (대)	수거·교반 차량(대)	발효 차량(대)	탱크 로리(대)	카고 트럭(대)	암롤 트럭(대)	컨테이너 트럭(대)	버켓 로더(대)	덤프 트럭(대)	기타(대)
경기	양주시	사업장	㈜대성건설중기	2013-2 (2013.09.10)	전대식	남면 상수리 412-17	863-7767	0	용도	생활폐기물	0												
										음식물류폐기물	0												
										사업장배출계	2	2											
		사업장	동산환경자원	2013-3 (2013.09.27)	한형덕	마전동 175-2	847-5591	0	용도	생활폐기물	4	1		2				1					
										음식물류폐기물	0												
										사업장배출계	0												
		사업장	㈜천연기업	2013-4 (2013.10.07)	심광부	남면 상수리 183-2	863-7647	0	용도	생활폐기물	2	1						1					
										음식물류폐기물	0												
										사업장배출계	0												
		사업장	경기환경	2013-5 (2013.10.14)	이광희	고암동 547-17	855-0881	0	용도	생활폐기물	0												
										음식물류폐기물	0												
										사업장배출계	2			2									
	포천시계		24 업체					190,521	용도	생활폐기물	24	0	13	0	0	0	0	3	1	0	0	7	0
										음식물류폐기물	6	0	5	1	0	0	0	0	0	0	0	0	0
										사업장배출계	100	0	0	0	0	0	0	0	4	95	0	0	1
	포천시	사업장	우리자원	2009-허4	박성익	(487871) 경기도 포천시 군내면 구읍리 401-9		299	용도	생활폐기물	0	0	0	0	0	0	0	0	0	0	0	0	0
										음식물류폐기물	0	0	0	0	0	0	0	0	0	0	0	0	0
										사업장배출계	3	0	0	0	0	0	0	0	0	3	0	0	0
		사업장	포천가구사업협동조합	2012-허20	박태선	(487060) 경기도 포천시 자작동 155대진테크노파크512호	031-541-7917	21	용도	생활폐기물	0	0	0	0	0	0	0	0	0	0	0	0	0
										음식물류폐기물	0	0	0	0	0	0	0	0	0	0	0	0	0
										사업장배출계	2	0	0	0	0	0	0	0	0	2	0	0	0
		생활	포천환경(합)	93-03	장병학	(487911) 경기도 포천시 신북면 기지리 387번지	031-535-4509	10,341	용도	생활폐기물	6		3					1				2	
										음식물류폐기물	2		1	1									
										사업장배출계	0												
		사업장	㈜조은환경개발	03-01	양회필외2명	(487030) 경기도 포천시 설운동 471-11	031-541-5921	749	용도	생활폐기물	0	0	0	0	0	0	0	0	0	0	0	0	0
										음식물류폐기물	0	0	0	0	0	0	0	0	0	0	0	0	0
										사업장배출계	3	0	0	0	0	0	0	0	0	3	0	0	0
		사업장	신원환경	120-3	심숙자	(487818) 경기도 포천시 가산면 정교리 222 가동	031-542-0012	8,464	용도	생활폐기물	0	0	0	0	0	0	0	0	0	0	0	0	0
										음식물류폐기물	0	0	0	0	0	0	0	0	0	0	0	0	0
										사업장배출계	4	0	0	0	0	0	0	0	0	4	0	0	0
		생활	㈜태성크린스트리트	99-01	김현철	(487040) 경기도 포천시 신읍동 92-11	031-535-0111	11,656	용도	생활폐기물	7		4									3	
										음식물류폐기물	2		2										
										사업장배출계	0												
		사업장	성한환경산업	2010-허9	이성한	(487872) 경기도 포천시 군내면 유교리 1043-5	031-544-7983	825	용도	생활폐기물	0	0	0	0	0	0	0	0	0	0	0	0	0
										음식물류폐기물	0	0	0	0	0	0	0	0	0	0	0	0	0
										사업장배출계	2	0	0	0	0	0	0	0	0	1	0	0	1
		사업장	한빛산업	2012-허21	최종환	(487915) 경기도 포천시 신북면 기지리 887번지	031-534-9197	93	용도	생활폐기물	0	0	0	0	0	0	0	0	0	0	0	0	0
										음식물류폐기물	0	0	0	0	0	0	0	0	0	0	0	0	0
										사업장배출계	7	0	0	0	0	0	0	0	0	7	0	0	0
		생활	㈜갈산환경	99-02	윤명재	(487855) 경기도 포천시 일동면 수입리 429-9번지 나동	031-536-3883	10,932	용도	생활폐기물	6		3					1	1			1	
										음식물류폐기물	1		1										
										사업장배출계	0												
		사업장	㈜현대환경개발	05-02	가덕현	(487870) 경기도 포천시 군내면 솔밭길 3	031-544-1511	1,888	용도	생활폐기물	0	0	0	0	0	0	0	0	0	0	0	0	0
										음식물류폐기물	0	0	0	0	0	0	0	0	0	0	0	0	0
										사업장배출계	6	0	0	0	0	0	0	0	0	6	0	0	0
		사업장	록산개발	2010-허8	최민성	(487855) 경기도 포천시 일동면 수입로 43 202	031-534-7966	43,678	용도	생활폐기물	0	0	0	0	0	0	0	0	0	0	0	0	0
										음식물류폐기물	0	0	0	0	0	0	0	0	0	0	0	0	0
										사업장배출계	8	0	0	0	0	0	0	0	0	8	0	0	0
		생활	영북환경개발(합)	93-02	서달원	(487883) 경기도 포천시 영중면 양문리 양문로 64	031-531-4617	4,661	용도	생활폐기물	5		3					1				1	
										음식물류폐기물	1		1										
										사업장배출계	0												
		사업장	천지환경	2012-허18	김재철	(487883) 경기도 포천시 영중면 양문리 양문로 119번지		1,227	용도	생활폐기물	0	0	0	0	0	0	0	0	0	0	0	0	0
										음식물류폐기물	0	0	0	0	0	0	0	0	0	0	0	0	0
										사업장배출계	6	0	0	0	0	0	0	0	0	6	0	0	0
		사업장	한내건설기계	2011-허14	이상현	(487873) 경기도 포천시 군내면 하성북리 755 한강빌딩 4층	031-532-5862	72,537	용도	생활폐기물	0	0	0	0	0	0	0	0	0	0	0	0	0
										음식물류폐기물	0	0	0	0	0	0	0	0	0	0	0	0	0
										사업장배출계	6	0	0	0	0	0	0	0	0	6	0	0	0

구분		허가대상 폐기물	업체명	등록·관리번호 (승인·허가일)	대표자	소재지	전화번호	2013년 처리량 (톤/년)	수집·운반 차량 현황														
시도	시군구								총계 (대)			밀폐식 차량 (대)	운반용 압착·압축 차량(대)	기계식 상차장치 부착차량 (대)	수거·교반 차량(대)	발효 차량(대)	탱크 로리(대)	카고 트럭(대)	암롤 트럭(대)	컨테이너 트럭(대)	버켓 로더(대)	덤프 트럭(대)	기타(대)
경기	포천시	사업장	남양상사	04-01	홍정미	(487883) 경기도 포천시 영중면 양문리 962-1	031-534-9101	27	용도	생활폐기물	0	0	0	0	0	0	0	0	0	0	0	0	0
										음식물류폐기물	0	0	0	0	0	0	0	0	0	0	0	0	0
										사업장배출계	2	0	0	0	0	0	0	0	0	2	0	0	0
		사업장	㈜우리산업	2011-허16	윤여철	(487914) 경기도 포천시 신북면 만세교리 219-1	031-533-9980	1,747	용도	생활폐기물	0	0	0	0	0	0	0	0	0	0	0	0	0
										음식물류폐기물	0	0	0	0	0	0	0	0	0	0	0	0	0
										사업장배출계	19	0	0	0	0	0	0	0	0	19	0	0	0
		사업장	청수환경산업㈜	2009-허6	김윤태	(487873) 경기도 포천시 군내면 하성북리 669-19	031-536-4509	2,887	용도	생활폐기물	0	0	0	0	0	0	0	0	0	0	0	0	0
										음식물류폐기물	0	0	0	0	0	0	0	0	0	0	0	0	0
										사업장배출계	2	0	0	0	0	0	0	0	0	2	0	0	0
		사업장	㈜뉴크린텍	2010-허11	홍도화	(487821) 경기도 포천시 소흘읍 고모리 404-1 01호	031-541-1579	18,082	용도	생활폐기물	0	0	0	0	0	0	0	0	0	0	0	0	0
										음식물류폐기물	0	0	0	0	0	0	0	0	0	0	0	0	0
										사업장배출계	3	0	0	0	0	0	0	0	0	3	0	0	0
		사업장	주영EMT	05-03	성인모	(487-820) 경기도 포천시 소흘읍 이동교리 89-1	031-531-7946	0	용도	생활폐기물	0	0	0	0	0	0	0	0	0	0	0	0	0
										음식물류폐기물	0	0	0	0	0	0	0	0	0	0	0	0	0
										사업장배출계	3	0	0	0	0	0	0	0	0	3	0	0	0
		사업장	그린빌㈜	08-02	임종욱	(487-870) 경기도 포천시 군내면 구읍리 707-4	031-533-0731	0	용도	생활폐기물	0	0	0	0	0	0	0	0	0	0	0	0	0
										음식물류폐기물	0	0	0	0	0	0	0	0	0	0	0	0	0
										사업장배출계	2	0	0	0	0	0	0	0	2	0	0	0	0
		사업장	지현유지	08-02	이준홍	(487-860) 경기도 포천시 이동면 노곡리 842-10	031-535-5997	407	용도	생활폐기물	0	0	0	0	0	0	0	0	0	0	0	0	0
										음식물류폐기물	0	0	0	0	0	0	0	0	0	0	0	0	0
										사업장배출계	16	0	0	0	0	0	0	0	0	16	0	0	0
		사업장	㈜세정티이에스	2008-허2	이경훈	(487-920) 경기도 포천시 창수면 오가리 486-6	031-533-9200	0	용도	생활폐기물	0	0	0	0	0	0	0	0	0	0	0	0	0
										음식물류폐기물	0	0	0	0	0	0	0	0	0	0	0	0	0
										사업장배출계	2	0	0	0	0	0	0	0	2	0	0	0	0
		사업장	㈜이편한물류	2009-허7	김재용	(487-880) 경기도 포천시 영중면 거사리 842		0	용도	생활폐기물	0	0	0	0	0	0	0	0	0	0	0	0	0
										음식물류폐기물	0	0	0	0	0	0	0	0	0	0	0	0	0
										사업장배출계	2	0	0	0	0	0	0	0	0	2	0	0	0
		사업장	칠성환경	2012-허18	김경화	(487-870) 경기도 포천시 군내면 유교리 693-1	031-533-3767	0	용도	생활폐기물	0	0	0	0	0	0	0	0	0	0	0	0	0
										음식물류폐기물	0	0	0	0	0	0	0	0	0	0	0	0	0
										사업장배출계	2	0	0	0	0	0	0	0	0	2	0	0	0
	여주시계		15 업체					26,921	용도	생활폐기물	23	3	1	0	0	0	0	0	19	0	0	0	0
										음식물류폐기물	11	5	3	0	0	0	0	0	0	0	0	0	3
										사업장배출계	22	0	0	2	0	0	0	3	14	0	0	3	0
	여주시	생활	고려환경㈜	1996-1 (94.08.13.)	임승일	여흥로 98	885-4444	487	용도	생활폐기물	2								2				
										음식물류폐기물	0												
										사업장배출계	0												
		생활/사업장	여주환경㈜	2010-01(10.06.29.) 1995-01(95.12.03)	구서윤	장여로 1578-16	884-8500	19,531	용도	생활폐기물	2	1							1				
										음식물류폐기물	0												
										사업장배출계	2											2	
		생활	신여주환경	2000-04 (00.02.24.)	임명택	북내면 여강로 200-79	886-8273	428	용도	생활폐기물	3								3				
										음식물류폐기물	0												
										사업장배출계	0												
		생활/사업장	현대환경㈜	2001-02(01.03.02.) 2001-05(01.08.03.)	고광만	가남읍 대신리길 213	881-1300	11	용도	생활폐기물	4								4				
										음식물류폐기물	0												
										사업장배출계	2								1			1	
		생활/사업장	㈜여주위생	2001-04 (91.07.13.)	장홍구	주내로 605	884-5219	1,597	용도	생활폐기물	2								2				
										음식물류폐기물	0												
										사업장배출계	4								4				
		생활/사업장	㈜동부환경	2001-07(01.09.07.) 2004-01(04.06.22.)	최재명	가남읍 양귀리 585	885-5571	1,890	용도	생활폐기물	4								4				
										음식물류폐기물	0												
										사업장배출계	2								2				
		생활	가남환경	2010-02 (10.10.26.)	김춘영	가남읍 경충대로 137	883-1922	1,777	용도	생활폐기물	0												
										음식물류폐기물	2	1											1
										사업장배출계	0												
		사업장	삼미물산	2011-01 (11.08.24.)	한봉옥	도예로 120	885-8667	-	용도	생활폐기물	0												
										음식물류폐기물	0												
										사업장배출계	2			2									

구분		허가대상 폐기물	업체명	등록·관리번호 (승인·허가일)	대표자	소재지	전화번호	2013년 처리량 (톤/년)	수집·운반 차량 현황														
시도	시군구								총계 (대)			밀폐식 차량 (대)	운반용 압착·압축 차량(대)	기계식 상차장치 부착차량 (대)	수거·교반 차량(대)	발효 차량(대)	탱크 로리(대)	카고 트럭(대)	암롤 트럭(대)	컨테이너 트럭(대)	버켓 로더(대)	덤프 트럭(대)	기타(대)
경기	여주시	생활/사업장	창환경	2012-01(12.04.10.) 2013-05(2013.10.08)	박향숙	여양로 464		0	용도	생활폐기물	2	1	1										
										음식물류폐기물	0												
										사업장배출계	2							1	1				
		생활/사업장	미래환경	2012-02(12.05.03.) 2013-06(13.11.13.)	장기영	가남읍 가남로 15		38	용도	생활폐기물	2	1							1				
										음식물류폐기물	0												
										사업장배출계	2								2				
		사업장	유림환경	2013-01 (13.04.09.)	이상준	북내면 당전로 27		-	용도	생활폐기물	0												
										음식물류폐기물	0												
										사업장배출계	2								2				
		생활	다모아자원환경	2013-02 (13.05.22.)	김선호	신특로 191	886-1993	-	용도	생활폐기물	2								2				
										음식물류폐기물	0												
										사업장배출계	0												
		생활/사업장	청송종합환경㈜	2013-03(13.05.27.) 2013-04(13.05.27.)	장영상	가남읍 경충대로 1221	882-3686	1,162	용도	생활폐기물	0												
										음식물류폐기물	4	2											2
										사업장배출계	4							2	2				
		생활	조은환경	2013-07 (13.12.20.)	조원진	도예로 94	881-6515	-	용도	생활폐기물	0												
										음식물류폐기물	2	1	1										
										사업장배출계	0												
		생활	대신환경	2013-08 (13.12.30.)	문명옥	세종로 61	884-7111	-	용도	생활폐기물	0												
										음식물류폐기물	3	1	2										
										사업장배출계	0												
	연천군계		8 업체					157,994	용도	생활폐기물	0	0	0	0	0	0	0	0	0	0	0	0	0
										음식물류폐기물	0	0	0	0	0	0	0	0	0	0	0	0	0
										사업장배출계	39	0	0	3	0	0	5	10	4	15	0	0	2
	연천군	사업장	세종환경개발	1997-3 (1997.09.01)	한응희	연천군 전곡읍 간파리 367-1	832-5942	10,234	용도	생활폐기물	0												
										음식물류폐기물	0												
										사업장배출계	5			2				3					
		사업장	정인산업개발	1997-5 (1997.11.20)	박인철	연천군 청산면 대전리 143	832-1918	127,861	용도	생활폐기물	0												
										음식물류폐기물	0												
										사업장배출계	9			1				4	4				
		사업장	청림운수㈜	2001-2 (2001.06.01)	김해용	연천군 신서면 대광리 1035-1	834-2351	3,319	용도	생활폐기물	0												
										음식물류폐기물	0												
										사업장배출계	6									6			
		사업장	(합)신풍운수	2002-2 (1996.10.06)	곽명숙	연천군 연천읍 옥산리 174-1	834-0681	5,843	용도	생활폐기물	0												
										음식물류폐기물	0												
										사업장배출계	9									9			
		사업장	세린특송㈜	2002-1 (2002.10.22)	배태만	연천군 신서면 대광리 1035-0	422-9622	244	용도	생활폐기물	0												
										음식물류폐기물	0												
										사업장배출계	2							2					
		사업장	오성산업㈜	2009-1 (2009.02.26)	권오식	연천군 연천읍 차탄리 295-3	02-2661-5077	10,493	용도	생활폐기물	0												
										음식물류폐기물	0												
										사업장배출계	2						1	1					
		사업장	신광특수㈜	2012-1 (2012.03.12)	장덕식	연천군 연천읍 차탄리 276-10	832-1496	0	용도	생활폐기물	0												
										음식물류폐기물	0												
										사업장배출계	4						4						
		사업장	유국	2013-1 (2013.6.11)	최주영	전곡읍 늘목리 33-2	877-2188	0	용도	생활폐기물	0												
										음식물류폐기물	0												
										사업장배출계	2												2
	가평군계		5 업체					17,115	용도	생활폐기물	15	13	2	0	0	0	0	0	0	0	0	0	0
										음식물류폐기물	9	6	3	0	0	0	0	0	0	0	0	0	0
										사업장배출계	2	2	0	0	0	0	0	0	0	0	0	0	0
	가평군	생활	정풍산업	2000.12.27	김인규	가평읍 석봉로 173	582-7076	7,159	용도	생활폐기물	7	5	2										
										음식물류폐기물	2	2											
										사업장배출계	0												
		생활	우주산업개발㈜	2000.12.27	유훈상	청평면 여울길 39	581-5551	9,956	용도	생활폐기물	0												
										음식물류폐기물	7	4	3										
										사업장배출계	2	2											

구분		허가대상 폐기물	업체명	등록·관리번호 (승인·허가일)	대표자	소재지	전화번호	2013년 처리량 (톤/년)	수집·운반 차량 현황														
시도	시군구								총계 (대)			밀폐식 차량 (대)	운반용 압착·압축 차량(대)	기계식 상차장치 부착차량 (대)	수거·교반 차량(대)	발효 차량(대)	탱크 로리(대)	카고 트럭(대)	암롤 트럭(대)	컨테이너 트럭(대)	버켓 로더(대)	덤프 트럭(대)	기타(대)
경기	가평군	생활	현대환경디자인㈜	2013.11.20	김원영	가평읍 오리나무길 25	582-5557	0	용도	생활폐기물	3	3											
										음식물류폐기물	0												
										사업장배출계	0												
		생활	가평연합건기㈜	2013.11.27	양경석	가평읍 경춘로 874	585-7422	0	용도	생활폐기물	3	3											
										음식물류폐기물	0												
										사업장배출계	0												
		사업장	에이엠통상	2013.12.09	나희진	가평읍 경춘로 2017	582-0094	0	용도	생활폐기물	2	2											
										음식물류폐기물	0												
										사업장배출계	0												
	양평군계		5 업체					2,571	용도	생활폐기물	9	0	2	0	0	0	0	1	6	0	0	0	0
										음식물류폐기물	5	1	1	0	0	0	1	0	2	0	0	0	0
										사업장배출계	4	0	1	1	0	0	0	0	2	0	0	0	0
	양평군	생활/사업장	㈜양평환경건설	(제1호) 1993.4.13	신현성	양평군 양평읍 창대리 531	031-773-8993	2,449	용도	생활폐기물	7		1					1	5				
										음식물류폐기물	1						1						
										사업장배출계	0												
		생활/사업장	㈜양평환경	(제3호) 1999.3.5	신만균	양평군 양평읍 창대리 531	031-774-1335	0	용도	생활폐기물	0												
										음식물류폐기물	3		1						2				
										사업장배출계	0												
		생활/사업장	한솔환경㈜	(제5호) 1999.6.25	이종필	양평군 용문면 다문리 679-3	031-772-0988	122	용도	생활폐기물	2		1						1				
										음식물류폐기물	1	1											
										사업장배출계	0												
		사업장	㈜화진환경건설	(제7호) 2001.12.13	신현성	양평군 양평읍 양근리 119-1	031-771-0179	0	용도	생활폐기물	0												
										음식물류폐기물	0												
										사업장배출계	2			1					1				
		사업장	송현환경	(제17호) 2009.12.8	양기환	양평군 지평면 무왕리 384-1		0	용도	생활폐기물	0												
										음식물류폐기물	0												
										사업장배출계	2		1						1				
강원	소계		221 업체					1,624,082	용도	총계	1,066	238	210	17	14	0	4	66	184	8	0	243	82
										생활폐기물	500	96	193	7	0	0	0	16	114	4	0	11	59
										음식물류폐기물	65	33	6	0	12	0	0	3	1	0	0	0	10
										사업장배출계	501	109	11	10	2	0	4	47	69	4	0	232	13
	춘천시계		14 업체					59,811	용도	생활폐기물	53	1	31	0	0	0	0	1	14	0	0	2	4
										음식물류폐기물	0	0	0	0	0	0	0	0	0	0	0	0	0
										사업장배출계	4	0	0	0	0	0	0	1	3	0	0	0	0
	춘천시	생활/사업장	동림실업	제96-7호 (1996. 3. 22)	강성구	삼천동 426	252-6270	5,215	용도	생활폐기물	3		3										
										음식물류폐기물	0												
										사업장배출계	0												
		생활	춘일환경	제1996-4호 (1996. 3. 22)	정명환	근화동 474-9	241-0232	5,215	용도	생활폐기물	7	1	2					1	2			1	
										음식물류폐기물	0												
										사업장배출계	2								2				
		생활/사업장	동원실업	제1996-12호 (1996. 3. 22)	백홍열	사농동 365	257-7121	4,215	용도	생활폐기물	4		2						2				
										음식물류폐기물	0												
										사업장배출계	0												
		생활/사업장	매일환경	제2006-2호 (2006. 8. 16)	홍경일	소양로2가 172-1	252-3282	4,215	용도	생활폐기물	4		3						1				
										음식물류폐기물	0												
										사업장배출계	0												
		생활	환경기업	제1996-2호 (1996. 3. 22)	이금옥	동면 장학리 462-6	256-8033	4,410	용도	생활폐기물	3		2						1				
										음식물류폐기물	0												
										사업장배출계	0												
		생활	경춘산업	제1996-10호 (1996. 3. 22)	염기석	동면 장학리 462-6	242-7885	5,236	용도	생활폐기물	6		1						2				3
										음식물류폐기물	0												
										사업장배출계	0												
		생활/사업장	일류환경	제96-8호 (1996. 3. 22)	유운종	근화동750-1	254-0343	4,410	용도	생활폐기물	3		3										
										음식물류폐기물	0												
										사업장배출계	0												
		생활/사업장	성진기업	제96-1호 (1996. 3. 22)	진영균	석사동116-27	261-3919	5,450	용도	생활폐기물	4		2						2				
										음식물류폐기물	0												
										사업장배출계	0												

구분		허가대상 폐기물	업체명	등록·관리번호 (승인·허가일)	대표자	소재지	전화번호	2013년 처리량 (톤/년)	수집·운반 차량 현황														
시도	시군구								총계 (대)			밀폐식 차량 (대)	운반용 압착·압축 차량(대)	기계식 상차장치 부착차량 (대)	수거·교반 차량(대)	발효 차량(대)	탱크 로리(대)	카고 트럭(대)	암롤 트럭(대)	컨테이너 트럭(대)	버켓 로더(대)	덤프 트럭(대)	기타(대)
강원	춘천시	생활/사업장	그린환경	제1996-6호 (1996. 3. 22)	안중원	후평2동 678-11	252-8795	4,637	용도	생활폐기물	3		2						1				
										음식물류폐기물	0												
										사업장배출계	0												
		생활/사업장	현대환경	제1996-9호 (1996. 3. 22)	이선준	온의동 534-5	241-8553	4,638	용도	생활폐기물	4		2						1				1
										음식물류폐기물	0												
										사업장배출계	0												
		생활/사업장	대한환경	제96-5호 (1996. 3. 22)	심종배	사북면 고성리 131-50	244-8822	87	용도	생활폐기물	4		2						1			1	
										음식물류폐기물	0												
										사업장배출계	0												
		생활	청호환경	제95-2호 (2006. 12. 27)	유창종	근화동 750-1	257-3773	4,410	용도	생활폐기물	3		3										
										음식물류폐기물	0												
										사업장배출계	0												
		생활/사업장	샛별환경	제2000-1호 (2000. 7. 19)	정재근	동면 만천리 769	257-1324	5,449	용도	생활폐기물	5		4						1				
										음식물류폐기물	0												
										사업장배출계	0												
		사업장	청명산업	제1998-1호 (1998. 4. 14)	김영숙	동면 장학리 648-56	256-4427	2,224	용도	생활폐기물	0												
										음식물류폐기물	0												
										사업장배출계	2							1	1				
	원주시계		50 업체					180,646	용도	생활폐기물	130	7	74	0	0	0	0	2	29	1	0	1	16
										음식물류폐기물	23	14	0	0	3	0	0	0	0	0	0	0	6
										사업장배출계	75	0	9	4	2	0	0	9	40	0	0	8	3
	원주시	생활	(자)남원주산업	제1996-7호 (1996-05-31)	곽희선, 김정일	원주시 일산동 347-37	033-761-4314	7,149	용도	생활폐기물	3		2						1				
										음식물류폐기물	0												
										사업장배출계	2		1						1				
		생활	(자)도시환경	제1996-11호 (1996-05-31)	김근제	단계동 936-5	033-744-5679	782	용도	생활폐기물	5		3						2				
										음식물류폐기물	0												
										사업장배출계	0												
		생활	(합)복지환경	제1996-5호 (1996-05-30)	오은하	일산동 247-101	033-743-0103	152	용도	생활폐기물	3		3										
										음식물류폐기물	0												
										사업장배출계	0												
		생활	세원기업	제1996-9호 (1996-05-31)	문봉자	호저면 대안리 384-4		171	용도	생활폐기물	6		4						1				1
										음식물류폐기물	0												
										사업장배출계	0		0					0	0				
		생활	우성환경	제1996-14호 (1996-07-15)	신원섭	단계동 807-1번지 세경3차 아파트 303-1208	033-748-5564	556	용도	생활폐기물	8		5						2				1
										음식물류폐기물	0												
										사업장배출계	0												
		생활	㈜행운기업	제1996-16호 (1996-07-26)	이순복	문막읍 보통로 125	033-747-7703	989	용도	생활폐기물	3		1						1				1
										음식물류폐기물	0												
										사업장배출계	0												
		생활/사업장	(합)금강환경	제2005-9호 (2005-11-18)	전명걸	호저면 만종리 609-11	033-735-7226	417	용도	생활폐기물	4	2	1						1				
										음식물류폐기물	0												
										사업장배출계	2								2				
		생활	(합)정우산업	제1996-10호 (1996-05-31)	안정민	호저면 만종리 609-11	033-731-8984	5,183	용도	생활폐기물	4	1	2						1				
										음식물류폐기물	2				2								
										사업장배출계	0												
		생활	(합)제일환경	제1996-17호 (1996-10-30)	김혜숙	지정면 보통리 422	033-731-0949	200	용도	생활폐기물	5		3						1				1
										음식물류폐기물	0												
										사업장배출계	0												
		생활	(합)영덕산업	제1996-4호 (1996-05-31)	이형하	우산로 264(우산동)	033-742-8657	41	용도	생활폐기물	4		2						1				1
										음식물류폐기물	1	1											
										사업장배출계	0												
		생활	가나실업	제1996-2호 (1996-04-06)	박현주	호저면 산현리 176	033-732-3050	240	용도	생활폐기물	3		1							1		1	
										음식물류폐기물	0												
										사업장배출계	0												
		생활	뉴치악산업	제1996-1호 (1996-04-06)	이혜숙	호저면 산현리 176	033-732-3050	940	용도	생활폐기물	4		2						2				
										음식물류폐기물	4	4											
										사업장배출계	0												

구분		허가대상 폐기물	업체명	등록·관리번호 (승인·허가일)	대표자	소재지	전화번호	2013년 처리량 (톤/년)	수집·운반 차량 현황														
시도	시군구								총계 (대)			밀폐식 차량 (대)	운반용 압착·압축 차량(대)	기계식 상차장치 부착차량 (대)	수거·교반 차량(대)	발효 차량(대)	탱크 로리(대)	카고 트럭(대)	암롤 트럭(대)	컨테이너 트럭(대)	버켓 로더(대)	덤프 트럭(대)	기타(대)
강원	원주시	생활	(합)대일환경	제1996-15호 (1996-07-18)	김학수	남산로 77(일산동)	033-743-2680	8,346	용도	생활폐기물	3		2										1
										음식물류폐기물	0												
										사업장배출계	0												
		생활	(합)손양산업	제1996-8호 (1996-05-31)	이부연	흥업면 대안리 380	033-761-7859	2,646	용도	생활폐기물	5		3						1				1
										음식물류폐기물	2				1								1
										사업장배출계	0												
		생활	송도산업	제1996-12호 (1996-05-31)	곽도근	남산로 77(일산동)	033-745-5488	2,265	용도	생활폐기물	3		2						1				
										음식물류폐기물	0												
										사업장배출계	0												
		생활	영서개발(합)	제1996-6호 (1996-05-31)	이승원	지정면 간현로 162번길 8	033-731-2366	364	용도	생활폐기물	3	1	2										
										음식물류폐기물	4	4											
										사업장배출계	0												
		생활	현대산업	제1996-13호 (1996-07-15)	원효순	지정면 간현로 162번길 8	033-747-2858	4,479	용도	생활폐기물	5		4										1
										음식물류폐기물	0												
										사업장배출계	0												
		생활/사업장	㈜우리환경	제2000-4호 (2000-	노미경	행구동 1850 건영아파트 상가 3층 4호	033-745-1350	1,914	용도	생활폐기물	2		1						1				
										음식물류폐기물	0												
										사업장배출계	0												
		생활	㈜국제환경	제2003-6호 (2004-12-17)	이성창	신림면 제원로 1335-11	033-762-9949	52	용도	생활폐기물	2							1	1				
										음식물류폐기물	0												
										사업장배출계	0												
		생활/사업장	(합)광천환경산업	제2005-1호 (2005-12-06)	김경기	흥업면 팔포길 26	033-732-4531	2,072	용도	생활폐기물	2		1						1				
										음식물류폐기물	3	3											
										사업장배출계	0												
		생활	㈜푸른환경	제2005-2호 (2005-12-06)	이명숙	문막읍 토평길 63	033-748-9600	0	용도	생활폐기물	4		3										1
										음식물류폐기물	0												
										사업장배출계	0												
		생활	㈜자연사랑	제2005-4호 (2005-10-20)	이석중	문막읍 토평길 63	033-748-9601	215	용도	생활폐기물	3		1						1				1
										음식물류폐기물	2	2											
										사업장배출계	0												
		생활/사업장	(자)대영환경	제2005-6호 (2005-12-06)	진선호	흥업면 광터길 106	033-731-2560	830	용도	생활폐기물	3		2						1				
										음식물류폐기물	0												
										사업장배출계	2		1	1									
		생활	(합)지원산업	제2005-7호 (2005-12-06)	전태규	흥업면 사제리 1317-1		0	용도	생활폐기물	3		1						1				1
										음식물류폐기물	0												
										사업장배출계	0												
		생활	(합)오성환경	제2005-9호 (2005-12-07)	이명숙	지정면 질마재로 24-3	033-747-2565	550	용도	생활폐기물	6	1	3						1				1
										음식물류폐기물	0												
										사업장배출계	0												
		생활	(합)동신환경	제2005-11호 (2005-12-07)	홍석기	흥업면 사제리 1317-1	033-742-1680	681	용도	생활폐기물	4		2					1	1				
										음식물류폐기물	0												
										사업장배출계	0												
		생활/사업장	대우환경(합)	제2005-13호 (2005-12-07)	최병석	지정면 보통리 132-1	033-743-1207	69,595	용도	생활폐기물	3		2						1				
										음식물류폐기물	0												
										사업장배출계	5							1	4				
		생활	(합)명산환경	제2005-14호 (2005-12-07)	김민경	흥업면 사제리 1317-1	033-764-6177	169	용도	생활폐기물	4		3						1				
										음식물류폐기물	0												
										사업장배출계	0												
		생활/사업장	(합)그린수성	제2005-16호 (2005-12-14)	배형범	판부면 서곡리 61	033-735-7226	4,409	용도	생활폐기물	5		4						1				
										음식물류폐기물	0												
										사업장배출계	2		2										
		생활	(합)원주환경	제2005-18호 (2005-12-30)	심정숙	문막읍 동화리 71-3	033-733-9600	3,224	용도	생활폐기물	6		1						1				4
										음식물류폐기물	0												
										사업장배출계	0												
		생활	(합)신원주환경	제2005-20호 (2006-01-26)	홍원석	문막읍 동화리 71-3	033-733-9600	5,326	용도	생활폐기물	2	1	1										
										음식물류폐기물	5												5
										사업장배출계	2				2								

구분		허가대상 폐기물	업체명	등록·관리번호 (승인·허가일)	대표자	소재지	전화번호	2013년 처리량 (톤/년)	수집·운반 차량 현황														
시도	시군구								총계 (대)			밀폐식 차량 (대)	운반용 압착·압축 차량(대)	기계식 상차장치 부착차량 (대)	수거·교반 차량(대)	발효 차량(대)	탱크 로리(대)	카고 트럭(대)	암롤 트럭(대)	컨테이너 트럭(대)	버켓 로더(대)	덤프 트럭(대)	기타(대)
강원	원주시	생활	(합)성원환경	제2006-1호 (2006-01-02)	김금연	호저면 원문로 537-4	033-743-3748	6,287	용도	생활폐기물	3		1						2				
										음식물류폐기물	0												
										사업장배출계	0												
		생활	진영환경	제2006-3호 (2006-04-24)	이종범	지정면 보통안길 114	033-764-9123	212	용도	생활폐기물	7	1	6										
										음식물류폐기물	0												
										사업장배출계	0												
		사업장	(자)도시환경	제1996-19호 (1996-05-31)	김근제	문막읍 동화리 85번지	033-744-5679	475	용도	생활폐기물	0												
										음식물류폐기물	0												
										사업장배출계	2								2				
		사업장	(합)영덕산업	제1996-21호 (1996-05-31)	이형하	우산로 264(우산동)	033-742-8657	912	용도	생활폐기물	0												
										음식물류폐기물	0												
										사업장배출계	2								1			1	
		사업장	가나실업	제1996-23호 (1996-05-31)	이희섭	호저면 산현리 176	033-732-3050	250	용도	생활폐기물	0												
										음식물류폐기물	0												
										사업장배출계	3		1						1			1	
		사업장	뉴치악산업	제1996-18호 (1996-05-31)	이혜숙	호저면 산현리176	033-732-3050	1,084	용도	생활폐기물	0												
										음식물류폐기물	0												
										사업장배출계	2											2	
		사업장	(합)원주환경	제2005-18호 (2005-12-30)	심정숙	문막읍 동화리 71-3	033-733-9600	558	용도	생활폐기물	0												
										음식물류폐기물	0												
										사업장배출계	2								2				
		사업장	영서개발(합)	제1996-22호 (1996-05-31)	이승원	지정면 간현로 162번길 8	033-731-2366	33,208	용도	생활폐기물	0												
										음식물류폐기물	0												
										사업장배출계	5								5				
		사업장	원주유지축산	제2001-5호 (2001-12-11)	우인석	소초면 흥양리 1678-5	033-742-4599	42	용도	생활폐기물	0												
										음식물류폐기물	0												
										사업장배출계	3			1									2
		사업장	문막운수	제2003-1호 (2003-08-20)	고광석	문막읍 동화리 529-1	033-734-2442	625	용도	생활폐기물	0												
										음식물류폐기물	0												
										사업장배출계	20							5	15				
		사업장	㈜푸른환경	제2005-3호 (2005-10-20)	이명숙	문막읍 토평길 63	033-748-9600	4,200	용도	생활폐기물	0												
										음식물류폐기물	0												
										사업장배출계	2								1			1	
		사업장	㈜자연사랑	제2005-5호 (2005-12-06)	이석중	문막읍 토평길 63	033-748-9601	16	용도	생활폐기물	0												
										음식물류폐기물	0												
										사업장배출계	2		1									1	
		사업장	(합)지원산업	제2005-7호 38692	전태규	판부면 서곡리 519-3		1,512	용도	생활폐기물	0												
										음식물류폐기물	0												
										사업장배출계	2								1			1	
		사업장	㈜성창환경원주지점	제2005-10호 (2005-12-07)	박종팔	지정면 보통리 132-7	033-746-0993	6,461	용도	생활폐기물	0												
										음식물류폐기물	0												
										사업장배출계	2							1	1				
		사업장	(합)동신환경	제2005-12호 (2005-12-07)	홍석기	흥업면 사제리 1317-1	033-742-1680	278	용도	생활폐기물	0												
										음식물류폐기물	0												
										사업장배출계	4							2	1			1	
		사업장	(합)명산환경	제2005-15호 (2005-12-07)	김민경	흥업면 사제리 1317-1	033-745-6177	512	용도	생활폐기물	0												
										음식물류폐기물	0												
										사업장배출계	2		1	1									
		사업장	천지테크	제2009-4호 40151	조채봉	문막읍 궁촌리 1003	033-732-3328	59	용도	생활폐기물	0												
										음식물류폐기물	0												
										사업장배출계	2		2										
		사업장	(유)다음산업개발	제2013-1호 (2013.07.05.)	김영일	북원상가길 13, 2층 43호(태장동, 북원상가)		0	용도	생활폐기물	0												
										음식물류폐기물	0												
										사업장배출계	3								3				
		사업장	광진자원㈜	제2013-2호 (2013.12.27.)	이정민	소초면 수암리 763-1	033-732-8185	0	용도	생활폐기물	0												
										음식물류폐기물	0												
										사업장배출계	2			1									1

구분		허가대상 폐기물	업체명	등록·관리번호 (승인·허가일)	대표자	소재지	전화번호	2013년 처리량 (톤/년)	수집·운반 차량 현황														
시도	시군구								총계 (대)			밀폐식 차량 (대)	운반용 압착·압축 차량(대)	기계식 상차장치 부착차량 (대)	수거·교반 차량(대)	발효 차량(대)	탱크 로리(대)	카고 트럭(대)	암롤 트럭(대)	컨테이너 트럭(대)	버켓 로더(대)	덤프 트럭(대)	기타(대)
강원	강릉시계		49 업체					373,889	용도	생활폐기물	112	43	18	5	0	0	0	0	19	0	0	0	27
										음식물류폐기물	15	10	0	0	5	0	0	0	0	0	0	0	0
										사업장배출계	112	32	0	0	0	0	0	25	4	0	0	46	5
	강릉시	생활	관동환경산업㈜	2006-1 2006.2.23	김기식외 1인	강릉대로 162-1	643-3737	7,815	용도	생활폐기물	14	2	6						5				1
										음식물류폐기물	1				1								
										사업장배출계	0												
		생활	천지환경㈜	2005-4 (2005.12.1)	이종우외3인	경강로 2234번길 7	643-1465	9,319	용도	생활폐기물	8	6											2
										음식물류폐기물	1				1								
										사업장배출계	0												
		사업장	태양환경㈜	108 (2005.12.8)	고광윤	가작로 78,101-703(교동, 주공1단지아파트)	641-2593	192	용도	생활폐기물	3	1											2
										음식물류폐기물	0												
										사업장배출계	0												
		사업장	㈜신흥환경	109 (2005.12.8)	허승필	강변로 670번길 4(두산동)	645-1465	627	용도	생활폐기물	3	1											2
										음식물류폐기물	0												
										사업장배출계	0												
		사업장	강릉청소용역	110 (2005.12.8)	홍성열	성덕포남로146번길 23-1(포남동)	652-1964	230	용도	생활폐기물	2								1				1
										음식물류폐기물	0												
										사업장배출계	0												
		사업장	현대환경산업㈜	111 (2005.12.8)	신승무	교2동 468-26	651-1445	1,315	용도	생활폐기물	3	1	1										1
										음식물류폐기물	0												
										사업장배출계	0												
		사업장	승일환경	112 (2005.12.29)	장현환	율곡로2631번길 57	646-0915	929	용도	생활폐기물	3	1		1									1
										음식물류폐기물	0												
										사업장배출계	0												
		사업장	우리환경	113 (2005.12.29)	이종명	공항길43번길 98	653-5982	187	용도	생활폐기물	3		2										1
										음식물류폐기물	0												
										사업장배출계	0												
		사업장	㈜대한산업환경	115 (2006.1.6)	조무현	초당동 326	643-2320	664	용도	생활폐기물	2		1	1									
										음식물류폐기물	0												
										사업장배출계	0												
		사업장	동일환경	118 (2006.1.12)	김경환	강동면 둔지길 58	641-8617	271	용도	생활폐기물	2		1						1				
										음식물류폐기물	0												
										사업장배출계	0												
		사업장	제일환경	120 (2006.03.30)	최선규	경강로 2245번안길 21(포남동)	651-1679	1,203	용도	생활폐기물	4								4				
										음식물류폐기물	1	1											
										사업장배출계	0								0				
		사업장	㈜동해산업	2006-2 (2006.3.14)	박영혜	강변로410번길 6	652-1233	0	용도	생활폐기물	4	1	1	1									1
										음식물류폐기물	0												
										사업장배출계	0												
		사업장	강원환경	2006-3 (2006.4.17)	강인순	성덕포남로104번길 30	652-0047	0	용도	생활폐기물	2	1											1
										음식물류폐기물	0												
										사업장배출계	0												
		사업장	남일환경	2006-6 (2006.7.27)	고광윤	가작로 78,101-703(교동, 주공1단지아파트)	645-8085	453	용도	생활폐기물	3	1	1										1
										음식물류폐기물	1	1											
										사업장배출계	0												
		사업장	명일환경	2006-8 (2006.9.5)	오일환	사천면 지재길 52	653-0001	1,688	용도	생활폐기물	3		1	1									1
										음식물류폐기물	0												
										사업장배출계	0												
		사업장	명주산업환경	2006-10 (2006.11.17)	박기환	주문진읍 공시내길 49	641-2593	1,051	용도	생활폐기물	3	1											2
										음식물류폐기물	0												
										사업장배출계	0												
		사업장	이화환경	2007-2 (2007.12.1)	박근영	강릉대로419번길 19(포남동)	651-1679	1,418	용도	생활폐기물	2		1										1
										음식물류폐기물	0												
										사업장배출계	0												
		사업장	명성환경	2007-1 (2007.02.15)	김용순	강동면 아래장작골길 106	645-1755	0	용도	생활폐기물	2	1											1
										음식물류폐기물	0												
										사업장배출계	0												

구분		허가대상 폐기물	업체명	등록·관리번호 (승인·허가일)	대표자	소재지	전화번호	2013년 처리량 (톤/년)	수집·운반 차량 현황														
시도	시군구								총계 (대)			밀폐식 차량 (대)	운반용 압착·압축 차량(대)	기계식 상차장치 부착차량 (대)	수거·교반 차량(대)	발효 차량(대)	탱크 로리(대)	카고 트럭(대)	암롤 트럭(대)	컨테이너 트럭(대)	버켓 로더(대)	덤프 트럭(대)	기타(대)
강원	강릉시	사업장	이건환경	2007-3 (2007.10.19)	김영자	경강로 2539번길 8 101-1303	651-1990	138	용도	생활폐기물	2		1										1
										음식물류폐기물	0												
										사업장배출계	0												
		사업장	관동환경	2006-1 (2006.02.23)	윤정현	율곡로2615(유산동)	651-3737	887	용도	생활폐기물	3	1							2				
										음식물류폐기물	1	1											
										사업장배출계	0												
		사업장	대신환경	2008-2 (2008.06.30)	안상희	연곡면 영진1길 65	661-1279	968	용도	생활폐기물	0												0
										음식물류폐기물	4	4											
										사업장배출계	0												
		사업장	도시환경	2009-1 (2009.5.1)	이원선	율곡로2631번길 5-5(노암동)	643-5333	558	용도	생활폐기물	3	3											
										음식물류폐기물	0	0											
										사업장배출계	0												
		생활	㈜제일산업	2005-3 (2007.6.29)	최선규	강릉대로419번길 19(포남동)	651-1679	8,594	용도	생활폐기물	8	8											
										음식물류폐기물	1				1								
										사업장배출계	2								2				
		생활	㈜푸른환경	2005-5 (2005.12.23)	이성영외1인	임영로141번길 10	648-3113	7,568	용도	생활폐기물	4	4											
										음식물류폐기물	1				1								
										사업장배출계	2								2				
		생활	㈜동해환경	2005-2 (2006.1.24)	박재면	강변로410번길 6(입암동)	643-7566	5,287	용도	생활폐기물	10	10											
										음식물류폐기물	1				1								
										사업장배출계	0												
		사업장	㈜황소	2010-1 (2010.11.29)	이호근	화부산로8번길 4	655-7904	40	용도	생활폐기물	3								2				1
										음식물류폐기물	0												
										사업장배출계	0												
		사업장	종합환경산업	2011-1 (2011.4.13)	최소형	공항길43번길 98(병산동)		29	용도	생활폐기물	3			1					1				1
										음식물류폐기물	0												
										사업장배출계	0												
		사업장	㈜삼용환경	2011-2 (2011.5.16)	안권상	공항길43번길 98(병산동)		270	용도	생활폐기물	3								3				
										음식물류폐기물	0												
										사업장배출계	0												
		사업장	강원유지㈜	13 (1997.08.28)	김연태	사천면 덕실길 45	641-8370	572	용도	생활폐기물	0												
										음식물류폐기물	0												
										사업장배출계	2							1					1
		사업장	㈜대양운송	29 (2001.10.09)	지동화	옥계면 동해대로 449-25	534-2191	1,628	용도	생활폐기물	0												
										음식물류폐기물	0												
										사업장배출계	16	16											
		사업장	㈜미림	31 (2001.11.16)	이정석	유산로 89-8	644-6990	0	용도	생활폐기물	0												
										음식물류폐기물	0												
										사업장배출계	5											5	
		사업장	옥계중기	99 (2005.04.27)	박계헌	옥계면 옥계로 1022	534-2828	54,896	용도	생활폐기물	0												
										음식물류폐기물	0												
										사업장배출계	4											4	
		사업장	(합)강릉통운	106 (2005.10.13)	손연자	경강로 1850	644-0505	114,260	용도	생활폐기물	0												
										음식물류폐기물	0												
										사업장배출계	16							16					
		사업장	제일환경	120 (2006.03.30)	최선규	강릉대로419번길 19	651-1679	7,226	용도	생활폐기물	0												
										음식물류폐기물	0												
										사업장배출계	2							1				1	
		사업장	옥계운송	127 (2006.08.14)	전찬섭	옥계면 옥계로 1022	534-2828	44,724	용도	생활폐기물	0												
										음식물류폐기물	0												
										사업장배출계	3											3	
		사업장	금강물류㈜	132 (2006.11.06)	탁복만	경강로 1850, 2층	655-0505	3,327	용도	생활폐기물	0												
										음식물류폐기물	0												
										사업장배출계	11	1										10	
		사업장	일양운수㈜	141 (2008.10.07)	김옥화	가작로 178	641-3346	0	용도	생활폐기물	0												
										음식물류폐기물	0												
										사업장배출계	11	11											

구분		허가대상 폐기물	업체명	등록·관리번호 (승인·허가일)	대표자	소재지	전화번호	2013년 처리량 (톤/년)	수집·운반 차량 현황														
시도	시군구								총계 (대)			밀폐식 차량 (대)	운반용 압착·압축 차량(대)	기계식 상차장치 부착차량 (대)	수거·교반 차량(대)	발효 차량(대)	탱크 로리(대)	카고 트럭(대)	암롤 트럭(대)	컨테이너 트럭(대)	버켓 로더(대)	덤프 트럭(대)	기타(대)
강원	강릉시	사업장	대안환경㈜	142 (2009.02.03)	박대성	옥계면 동해대로 449-31		41,747	용도	생활폐기물	0												
										음식물류폐기물	0												
										사업장배출계	5							2				3	
		생활	㈜강릉시 생활폐기물협회	2010-1 (2010.01.28)	엄근한	강릉시 강릉대로 188	648-7744	4,716	용도	생활폐기물	7		2										5
										음식물류폐기물	3	3											
										사업장배출계	0												
		사업장	에스비주식회사	146 (2010.04.06)	권오선	강릉대로 123, 2층	655-7711	0	용도	생활폐기물	0												
										음식물류폐기물	0												
										사업장배출계	4	4											
		사업장	옥계환경㈜	147 (2010.06.18)	박종선	옥계면 동해대로 449-31		12,163	용도	생활폐기물	0												
										음식물류폐기물	0												
										사업장배출계	2							2					
		사업장	삼미운송㈜	149 (2010.12.14)	송찬호	가작로274번길 9	653-4084	33	용도	생활폐기물	0												
										음식물류폐기물	0												
										사업장배출계	2							2					
		사업장	옥계배송	154 (2012.05.09)	이석채	옥계면 옥계로 1022	534-2828	22,609	용도	생활폐기물	0												
										음식물류폐기물	0												
										사업장배출계	2											2	
		사업장	옥계물류㈜	155 (2012.07.03)	김영식	옥계면 동해대로 449-21	534-6778	14,287	용도	생활폐기물	0												
										음식물류폐기물	0												
										사업장배출계	5											5	
		사업장	㈜성안운수	156 (2012.11.19)	탁복만	경강로 1878(홍제동)	655-7575	0	용도	생활폐기물	0												
										음식물류폐기물	0												
										사업장배출계	4											4	
		사업장	계범환경	158 (2012.12.10)	김희숙	공항길 28		0	용도	생활폐기물	0												
										음식물류폐기물	0												
										사업장배출계	3												3
		사업장	주식회사 태광	159 (2013.04.26)	한재영	유산로 89-9	644-6990	0	용도	생활폐기물	0												
										음식물류폐기물	0												
										사업장배출계	7											7	
		사업장	㈜그린티앤씨	161 (2013.11.22)	박동준	연곡면 연주로 75	534-2291	0	용도	생활폐기물	0												
										음식물류폐기물	0												
										사업장배출계	2							1				1	
		사업장	㈜성운물류	162 (2013.11.27)	이수미	옥계면 헌화로 279	534-2291	0	용도	생활폐기물	0												
										음식물류폐기물	0												
										사업장배출계	2											1	1
	동해시계		34 업체					461,698	용도	생활폐기물	11	0	8	0	0	0	0	0	2	0	0	0	1
										음식물류폐기물	4	0	0	0	4	0	0	0	0	0	0	0	0
										사업장배출계	166	0	1	2	0	0	0	0	0	0	0	162	1
	동해시	생활/사업장	영성산업	제3호 2001-10-09	김규홍	북평동 204	521-7701	2,301	용도	생활폐기물	4		2						1				1
										음식물류폐기물	0												
										사업장배출계	2		1										1
		생활	호정실업	제2호 2003-09-25	박남월	대진동 109	534-3908	2,180	용도	생활폐기물	4		3						1				
										음식물류폐기물	0												
										사업장배출계	0												
		생활	반석실업	제1호 2002-08-09	배정일	발한동 370-10	532-5084	1,923	용도	생활폐기물	3		3										
										음식물류폐기물	0												
										사업장배출계	0												
		생활	청화	제65호 2004-12-30	김태욱,배정일	전천로217	534-6533	9,008	용도	생활폐기물	0												
										음식물류폐기물	4				4								
										사업장배출계	0												
		사업장	힐라운수㈜	제6호 1998-06-15	함창용	동회동 349-1	522-0077	1,712	용도	생활폐기물	0												
										음식물류폐기물	0												
										사업장배출계	17											17	
		사업장	(주)서도기업	제64호 2004-12-22	홍준우	송정동 334	522-6366	58,467	용도	생활폐기물	0												
										음식물류폐기물	0												
										사업장배출계	6											6	

구분		허가대상 폐기물	업체명	등록·관리번호 (승인·허가일)	대표자	소재지	전화번호	2013년 처리량 (톤/년)	수집·운반 차량 현황														
시도	시군구								총계 (대)			밀폐식 차량 (대)	운반용 압착·압축 차량(대)	기계식 상차장치 부착차량 (대)	수거·교반 차량(대)	발효 차량(대)	탱크 로리(대)	카고 트럭(대)	암롤 트럭(대)	컨테이너 트럭(대)	버켓 로더(대)	덤프 트럭(대)	기타(대)
강원	동해시	사업장	경진중기	제68호 2005-09-06	정완교	효가동 156-1	521-0047	0	용도	생활폐기물	0												
										음식물류폐기물	0												
										사업장배출계	6											6	
		사업장	남강중기건설	제73호 2006-07-18	김영직	이도동 169-1	521-0022	0	용도	생활폐기물	0												
										음식물류폐기물	0												
										사업장배출계	5											5	
		사업장	영신육운㈜	제50호 2004-01-30	최영환	용정동 58	533-3123	58,709	용도	생활폐기물	0												
										음식물류폐기물	0												
										사업장배출계	11											11	
		사업장	조동중기	제83호 2007-12-18	이상윤	천곡동 959-1	531-4312	0	용도	생활폐기물	0												
										음식물류폐기물	0												
										사업장배출계	2											2	
		사업장	대한통운㈜동해지점	제60호 2004-11-05	정재훈	용정동 58	533-3123	0	용도	생활폐기물	0												
										음식물류폐기물	0												
										사업장배출계	18											18	
		사업장	(합)세대물류	제90호 2008-12-31	오군섭	이도동 296-11	522-6923	0	용도	생활폐기물	0												
										음식물류폐기물	0												
										사업장배출계	2											2	
		사업장	㈜세방	제88호 2008-12-26	심상호	송정동 368	532-3117	0	용도	생활폐기물	0												
										음식물류폐기물	0												
										사업장배출계	2											2	
		사업장	준용(합)	제86조 2008-09-22	박찬진	효가동 185-1	532-0700	13,757	용도	생활폐기물	0												
										음식물류폐기물	0												
										사업장배출계	2											2	
		사업장	동진육운	제87호 2008-05-09	남인섭	이도동 160-3	522-0056	296,207	용도	생활폐기물	0												
										음식물류폐기물	0												
										사업장배출계	3											3	
		사업장	㈜동원운송	제94호 2009-03-26	이동원	효가동 360-1	522-2086	7,018	용도	생활폐기물	0												
										음식물류폐기물	0												
										사업장배출계	5											5	
		사업장	㈜대성자원	제93호 2009-03-19	나문주	나안동 123-6	522-0410	0	용도	생활폐기물	0												
										음식물류폐기물	0												
										사업장배출계	3			2								1	
		사업장	푸른자원	제2011-2호 2011-10-04	김계기	이도동305-2	521-4939	0	용도	생활폐기물	0												
										음식물류폐기물	0												
										사업장배출계	2											2	
		사업장	㈜진주통운	제201 2012.4.5	강석구	이로동74	521-1145	9,763	용도	생활폐기물	0												
										음식물류폐기물	0												
										사업장배출계	3											3	
		사업장	용정	제92호	이정만	동해항길 6(송정동)	532-2283	437	용도	생활폐기물	0												
										음식물류폐기물	0												
										사업장배출계	9											9	
		사업장	진형	제70호	윤상수	천곡동 998-7	535-2283	0	용도	생활폐기물	0												
										음식물류폐기물	0												
										사업장배출계	2											2	
		사업장	동산중기	제2012-1	최영숙	동해대로 5133(효가동)	522-5090	216	용도	생활폐기물	0												
										음식물류폐기물	0												
										사업장배출계	10											10	
		사업장	성일기업	제71호	안순자	효가동 363-1	521-8461	0	용도	생활폐기물	0												
										음식물류폐기물	0												
										사업장배출계	19											19	
		사업장	신진통운	제78호	박동진	효가동 185-1	522-1429	0	용도	생활폐기물	0												
										음식물류폐기물	0												
										사업장배출계	3											3	
		사업장	영성산업	제27호	김규홍	북평동 204	521-7707	0	용도	생활폐기물	0												
										음식물류폐기물	0												
										사업장배출계	2											2	

구분		허가대상 폐기물	업체명	등록·관리번호 (승인·허가일)	대표자	소재지	전화번호	2013년 처리량 (톤/년)	수집·운반 차량 현황															
시도	시군구								총계 (대)			밀폐식 차량 (대)	운반용 압착·압축 차량(대)	기계식 상차장치 부착차량 (대)	수거·교반 차량(대)	발효 차량(대)	탱크 로리(대)	카고 트럭(대)	암롤 트럭(대)	컨테이너 트럭(대)	버켓 로더(대)	덤프 트럭(대)	기타(대)
강원	동해시	사업장	동성흥업	제2012-9호	고정학	동해대로 5133(효가동)	532-0794	0	용도	생활폐기물	0												
										음식물류폐기물	0												
										사업장배출계	2											2	
		사업장	선창물류	제95호	김명자	이도동 29-1	534-8511	0	용도	생활폐기물	0												
										음식물류폐기물	0												
										사업장배출계	2											2	
		사업장	㈜태백	제2012-4호	강미정	전천로 250(북평동)	522-1789	0	용도	생활폐기물	0												
										음식물류폐기물	0												
										사업장배출계	2											2	
		사업장	(합)태용물류	제89호	최태영	이도동 296-10	522-1789	0	용도	생활폐기물	0												
										음식물류폐기물	0												
										사업장배출계	2											2	
		사업장	계성㈜	제2013-08호	최완영	동해대로 4921(나안동)	522-2055	0	용도	생활폐기물	0												
										음식물류폐기물	0												
										사업장배출계	8											8	
		사업장	㈜서흥	제2013-02호	이한경	효자로 246(삼화동)	534-9830	0	용도	생활폐기물	0												
										음식물류폐기물	0												
										사업장배출계	4											4	
		사업장	㈜강산물류	제2013-05호	김경태	샘실2길 36-106(천곡동)	535-3255	0	용도	생활폐기물	0												
										음식물류폐기물	0												
										사업장배출계	2											2	
		사업장	서원 주식회사	제2013-06호	최완영	동해대로 4921(나안동)	522-2056	0	용도	생활폐기물	0												
										음식물류폐기물	0												
										사업장배출계	8											8	
		사업장	㈜덕진	제2013-07호	김옥희	효자로 707(효가동)	522-0678	0	용도	생활폐기물	0												
										음식물류폐기물	0												
										사업장배출계	2											2	
	태백시계		11 업체					71,537	용도	생활폐기물	32	5	5	1	0	0	0	2	12	0	0	1	6
										음식물류폐기물	11	3	3	0	0	0	0	0	1	0	0	0	4
										사업장배출계	23	3	0	2	0	0	0	3	6	0	0	5	4
	태백시	생활	(합)영동환경	제2호 (2010.02.03)	김영본	황지동 621-290	553-5015	0	용도	생활폐기물	7	3	3					1					
										음식물류폐기물	0												
										사업장배출계	0												
		생활	(합)에스엠에코	제3호 (2004.12.30)	권순주	싸리발길 50	552-2931	0	용도	생활폐기물	0												
										음식물류폐기물	6	2	2										2
										사업장배출계	0												
		생활	(자)대명산업	제1호 (1993.6.1)	전성길	황지로246	553-4533	0	용도	생활폐기물	0												
										음식물류폐기물	5	1	1						1				2
										사업장배출계	0												
		사업장	(합)에스엠에코	제2008-2호 (2009.12.29)	권순주	싸리발길 50	552-2931	1,650	용도	생활폐기물	5	1	1	1					2				
										음식물류폐기물	0												
										사업장배출계	0												
		사업장	(합)에스엠에코	제2009-2호 (2009.10.21)	권순주	싸리발길 50	552-2931	2,949	용도	생활폐기물	0												
										음식물류폐기물	0												
										사업장배출계	2			1					1				
		사업장	(자)대명산업	제2008-3호 (2008.9.4)	전성길	황지로246	553-4533	110	용도	생활폐기물	4		1						2				1
										음식물류폐기물	0												
										사업장배출계	0												
		사업장	㈜태봉산업	제2009-1호 (2009.12.18)	문미숙	문곡동 3-4	581-0081	5,481	용도	생활폐기물	13							1	6			1	5
										음식물류폐기물	0												
										사업장배출계	0												
		사업장	연하산업㈜	제2006-1호 (2006.7.7)	윤치열	소도동 16-4	554-0002	0	용도	생활폐기물	0												
										음식물류폐기물	0												
										사업장배출계	13							1	5			3	4
		사업장	㈜태봉산업	9호 (1999.7.27)	문미숙	문곡동 18-3	581-0081	46,104	용도	생활폐기물	0												
										음식물류폐기물	0												
										사업장배출계	2											2	

구분		허가대상 폐기물	업체명	등록·관리번호 (승인·허가일)	대표자	소재지	전화번호	2013년 처리량 (톤/년)	수집·운반 차량 현황															
시도	시군구								총계 (대)			밀폐식 차량 (대)	운반용 압착·압축 차량(대)	기계식 상차장치 부착차량 (대)	수거·교반 차량(대)	발효 차량(대)	탱크 로리(대)	카고 트럭(대)	암롤 트럭(대)	컨테이너 트럭(대)	버켓 로더(대)	덤프 트럭(대)	기타(대)
강원	태백시	사업장	한경	제2012-1호 (2012.11.29)	한찬문	태백로 2154(장성동)	582-7876	15,243	용도	생활폐기물	0													
										음식물류폐기물	0													
										사업장배출계	6	3		1				2						
		사업장	한경	제2013-1호 (2013.12.17)	한찬문	태백로 2154(장성동)	582-7876	0	용도	생활폐기물	3	1							2					
										음식물류폐기물	0													
										사업장배출계	0													
	속소시계		5 업체					31,502	용도	생활폐기물	23	0	9	0	0	0	0	2	6	0	0	4	2
										음식물류폐기물	3	0	3	0	0	0	0	0	0	0	0	0	0
										사업장배출계	0	0	0	0	0	0	0	0	0	0	0	0	0
	속초시	생활	동해용역㈜	제2호 1999.03.21	조용남	조양동 1122	633-2196	10,729	용도	생활폐기물	4		3						1				
										음식물류폐기물	2		2										
										사업장배출계	0												
		생활	중앙용역㈜	제2호 199.09.03	이경섭	동명동 466-42 설악센트리움 814호	635-8963	5,367	용도	생활폐기물	2		1						1				
										음식물류폐기물	1		1										
										사업장배출계	0												
		생활	삼비환경㈜	제3호 1993.06.15	김선영	대포동 74-18	635-8131	4,975	용도	생활폐기물	3		2						1				
										음식물류폐기물	0												
										사업장배출계	0												
		생활	(합명)설악용역	제99-1호 2001.06.01	김두형	조양동 1484-12	637-1959	4,702	용도	생활폐기물	3		2						1				
										음식물류폐기물	0												
										사업장배출계	0												
		생활	속초시 시설관리공단	2005-1 2005.12.23	윤중배	노학동 978	639-2591	5,731	용도	생활폐기물	11		1					2	2			4	2
										음식물류폐기물	0												
										사업장배출계	0												
	삼척시계		10 업체					292,615	용도	생활폐기물	11	11	0	0	0	0	0	0	0	0	0	0	0
										음식물류폐기물	0	0	0	0	0	0	0	0	0	0	0	0	0
										사업장배출계	71	71	0	0	0	0	0	0	0	0	0	0	0
	삼척시	생활	(합자)영선실업	제2009-2호 2009.04.09	김수만	도계읍 도계리 344-11	541-9494	3,997	용도	생활폐기물	2	2											
										음식물류폐기물	0												
										사업장배출계	0												
		생활	(합자)삼척환경	제2009-1호 2009.12.10	송영기	남양동55-6	573-9898	8,610	용도	생활폐기물	7	7											
										음식물류폐기물	0												
										사업장배출계	0												
		생활	(합명)의림실업	제2009-3호 2009.12.29	김영호	남양동75	572-9433	2,780	용도	생활폐기물	2	2											
										음식물류폐기물	0												
										사업장배출계	0												
		사업장	㈜덕성환경	제2009-03호 2009.04.23	정남교	도계읍 도계리73	541-2265	371	용도	생활폐기물	0												
										음식물류폐기물	0												
										사업장배출계	3	3											
		사업장	풍양중기	제2004-06호 2004.11.09	이수복	정상동188-1	571-7187	170,978	용도	생활폐기물	0												
										음식물류폐기물	0												
										사업장배출계	38	38											
		사업장	대현환경	제1999-06호 1999.12.29	김영채	성북동89-15	572-1096	69,428	용도	생활폐기물	0												
										음식물류폐기물	0												
										사업장배출계	7	7											
		사업장	㈜지에스교역	제2003-07호 2003.10.07	정태호	오분동126-3	572-9157	16,732	용도	생활폐기물	0												
										음식물류폐기물	0												
										사업장배출계	13	13											
		사업장	진광기업	제2009-04호2009.08.03	박춘산	성북동88-15	573-9332	19,681	용도	생활폐기물	0												
										음식물류폐기물	0												
										사업장배출계	3	3											
		사업장	명진산업	제2009-01호2009.03.09	정상길	우지동62-1	575-3003	18	용도	생활폐기물	0												
										음식물류폐기물	0												
										사업장배출계	3	3											
		사업장	㈜대봉	제2012-03호2012.08.21	김완현	건지동 173		20	용도	생활폐기물	0												
										음식물류폐기물	0												
										사업장배출계	4	4											

구분		허가대상 폐기물	업체명	등록·관리번호 (승인·허가일)	대표자	소재지	전화번호	2013년 처리량 (톤/년)	수집·운반 차량 현황														
시도	시군구								총계 (대)			밀폐식 차량 (대)	운반용 압착·압축 차량(대)	기계식 상차장치 부착차량 (대)	수거·교반 차량(대)	발효 차량(대)	탱크 로리(대)	카고 트럭(대)	암롤 트럭(대)	컨테이너 트럭(대)	버켓 로더(대)	덤프 트럭(대)	기타(대)
강원	홍천군계		6 업체					12,232	용도	생활폐기물	20	1	8	0	0	0	0	2	5	0	0	1	3
										음식물류폐기물	2	2	0	0	0	0	0	0	0	0	0	0	0
										사업장배출계	5	0	0	2	0	0	0	0	2	0	0	1	0
	홍천군	생활/사업장	청경기업	199501 (1995.5.23)	장형천	홍천읍 희망리 115-1	434-6494	5,352	용도	생활폐기물	6		4						1				1
										음식물류폐기물	0												
										사업장배출계	0												
		생활	홍천환경	199901 (2000.12.8)	전창호	홍천읍 갈마곡리 558	432-6494	3,411	용도	생활폐기물	5		3						1				1
										음식물류폐기물	0												
										사업장배출계	0												
		생활/사업장	형제자원	201012 (2010.7.22)	조현미	홍천읍 장전평리 95-2	434-6975	2,536	용도	생활폐기물	0												
										음식물류폐기물	2	2											
										사업장배출계	0												
		생활/사업장	청송종합환경	20110001 (2011.7.29)	장영상	홍천읍 희망리 266-4	432-6886	826	용도	생활폐기물	4	1	1					1	1				
										음식물류폐기물	0												
										사업장배출계	3			2					1				
		생활/사업장	(합)하나환경	20120001 (2012.11.20)	김금녀	홍천읍 장전평리 174-7	435-6628	0	용도	생활폐기물	2							1					1
										음식물류폐기물	0												
										사업장배출계	2								1			1	
		생활	신우임산	20080001 (2008.1.28)	이창로	홍천읍 장전평리 549	434-4796	107	용도	생활폐기물	3								2			1	
										음식물류폐기물	0												
										사업장배출계	0												
	횡성군계		3 업체					12,322	용도	생활폐기물	16	0	10	0	0	0	0	2	4	0	0	0	0
										음식물류폐기물	6	3	0	0	0	0	0	3	0	0	0	0	0
										사업장배출계	7	0	1	0	0	0	0	0	6	0	0	0	0
	횡성군	생활/사업장	㈜금호환경	97-1 97.12.9.	박병기	횡성읍 청용길 70-12	343-1311	5,661	용도	생활폐기물	10		6					1	3				
										음식물류폐기물	0												
										사업장배출계	3								3				
		생활/사업장	(합)현대산업	98-1 98.10.9.	박종일	횡성읍 갈풍길 6	345-8700	2,761	용도	생활폐기물	6		4					1	1				
										음식물류폐기물	0												
										사업장배출계	0												
		생활/사업장	(자)복우환경	2002-2 2002.7.15.	이복우	횡성읍 한우로 814	345-6789	3,900	용도	생활폐기물	0												
										음식물류폐기물	6	3						3					
										사업장배출계	4		1						3				
	영월군계		8 업체					35,609	용도	생활폐기물	10	3	2	0	0	0	0	3	2	0	0	0	0
										음식물류폐기물	1	1	0	0	0	0	0	0	0	0	0	0	0
										사업장배출계	16	0	0	0	0	0	0	8	4	0	0	4	0
	영월군	생활/사업장	(주)행운산업	1994-002 1994.05.19	이장섭	영월군 영월읍 봉래산로 200-3	374-0509	3,894	용도	생활폐기물	7	1	2					2	2				
										음식물류폐기물	1	1											
										사업장배출계	4								4				
		생활	한양용역	1993-001 1994.05.19	김영자	영월군 영월읍 봉래산로 200-3	372-2390	945	용도	생활폐기물	3	2						1					
										음식물류폐기물	0												
										사업장배출계	0												
		사업장	㈜대원이디	2004-004 2005.02.16	강호원	영월군 한반도면 쌍용로 68-1	372-6533	0	용도	생활폐기물	0												
										음식물류폐기물	0												
										사업장배출계	1							1					
		사업장	(주)합동환경	2006-002 2006.12.04	김태완	영월군 한반도면 쌍용로 84	372-9991	11,446	용도	생활폐기물	0												
										음식물류폐기물	0												
										사업장배출계	2							2					
		사업장	㈜에스디케이	2012-001 2012.08.02	김영석	영월군 한반도면 무동길 98		11,807	용도	생활폐기물	0												
										음식물류폐기물	0												
										사업장배출계	2							2					
		사업장	(합자)영진기업	2007-001 2007.02.26	엄민현	영월군 영월읍 선돌길 143	374-8141	1,102	용도	생활폐기물	0												
										음식물류폐기물	0												
										사업장배출계	2											2	
		사업장	쌍용제이씨㈜	2007-002 2007.08.28	윤동섭	영월군 한반도면 쌍용로 88	372-3732	6,415	용도	생활폐기물	0												
										음식물류폐기물	0												
										사업장배출계	2							2					

구분		허가대상 폐기물	업체명	등록·관리번호 (승인·허가일)	대표자	소재지	전화번호	2013년 처리량 (톤/년)	수집·운반 차량 현황														
시도	시군구								총계 (대)			밀폐식 차량 (대)	운반용 압착·압축 차량(대)	기계식 상차장치 부착차량 (대)	수거·교반 차량(대)	발효 차량(대)	탱크 로리(대)	카고 트럭(대)	암롤 트럭(대)	컨테이너 트럭(대)	버켓 로더(대)	덤프 트럭(대)	기타(대)
강원	영월군	사업장	㈜기대	2011-001 2007.09.17	윤기대	영월군 한반도면 고촌길 29-21	372-5522	0	용도	생활폐기물	0												
										음식물류폐기물	0												
										사업장배출계	3							1				2	
	평창군계		10 업체					58,713	용도	생활폐기물	24	7	0	0	0	0	0	0	17	0	0	0	0
										음식물류폐기물	0	0	0	0	0	0	0	0	0	0	0	0	0
										사업장배출계	4	0	0	0	0	0	0	0	4	0	0	0	0
	평창군	생활/사업장	평창용역	2호 1995.10.25	손기준	평창읍 노론리 158	333-0920	28	용도	생활폐기물	3								3				
										음식물류폐기물	0												
										사업장배출계	0												
		생활/사업장	영동산업	1-6호 1993.12.10	김옥선	용평면 백옥포리 412-4	335-1809	387	용도	생활폐기물	4	1							3				
										음식물류폐기물	0												
										사업장배출계	3								3				
		생활/사업장	대영자원	2004-13호 2004.12.10	이대호	진부면 송정리 1174	335-6425	215	용도	생활폐기물	4								4				
										음식물류폐기물	0												
										사업장배출계	0												
		생활	신선산업	2010-1호 2010.11.02	신효선	대관령면 유천리 191-2		228	용도	생활폐기물	2								2				
										음식물류폐기물	0												
										사업장배출계	0												
		생활/사업장	휘닉스모비스	2002-2호 2002.7.8	이종환	봉평면 면온리 1095	330-6852	450	용도	생활폐기물	1	1											
										음식물류폐기물	0												
										사업장배출계	1								1				
		생활/사업장	이화산업	2006-2호 2006.08.22	이경진	용평면 이목정리 497	332-4455	905	용도	생활폐기물	2	1							1				
										음식물류폐기물	0												
										사업장배출계	0												
		생활/사업장	황금비료	2006-1호 2006.04.21	이병관	방림면 계촌리 1984-3	333-0256	30,000	용도	생활폐기물	2	1							1				
										음식물류폐기물	0												
										사업장배출계	0												
		생활/사업장	솔잎바이오	2009-1호 2009.05.27	이병관	방림면 계촌리 1984-3	333-0256	10,000	용도	생활폐기물	2	1							1				
										음식물류폐기물	0												
										사업장배출계	0												
		생활/사업장	대관령산업㈜	2013-1호 2013.03.08	조명길	대관령면 횡계리 584-25	335-1338	0	용도	생활폐기물	2	1							1				
										음식물류폐기물	0												
										사업장배출계	0												
		생활/사업장	올릭픽환경	2011-1호 2011.12.30	박정미	용평면 운두령로 527-67		16,500	용도	생활폐기물	2	1							1				
										음식물류폐기물	0												
										사업장배출계	0												
	정선군계		5 업체					8,683	용도	생활폐기물	7	2	0	0	0	0	0	0	0	3	0	2	0
										음식물류폐기물	0	0	0	0	0	0	0	0	0	0	0	0	0
										사업장배출계	18	3	0	0	0	0	4	1	0	4	0	6	0
	정선군	생활/사업장	석광산업	2000-1 2000.12.30	김일진	고한읍 강원남로 6461	591-6792	3,745	용도	생활폐기물	4	2										2	
										음식물류폐기물	0												
										사업장배출계	4											4	
		생활	디디아이네트워크㈜ 정선	2006-1 2006.11.06	강수진	북평면 오대천로 1008	563-6494	782	용도	생활폐기물	3									3			
										음식물류폐기물	0												
										사업장배출계	0												
		사업장	㈜부영특수	2009-2 2009.10.9	신명철	정선읍 봉양리 48-24	562-2553	0	용도	생활폐기물	0												
										음식물류폐기물	0												
										사업장배출계	4									4			
		사업장	공영건기산업	2011-1 2011.9.8	윤여철	남면 무릉1로 36		4,156	용도	생활폐기물	0												
										음식물류폐기물	0												
										사업장배출계	2											2	
		사업장	㈜한맥운수	2012-1 2012.01.31	안준섭	사북읍 직전로 631	592-9978	0	용도	생활폐기물	0												
										음식물류폐기물	0												
										사업장배출계	8	3					4	1					
	철원군계		4 업체					11,515	용도	생활폐기물	12	5	6	0	0	0	0	1	0	0	0	0	0
										음식물류폐기물	0	0	0	0	0	0	0	0	0	0	0	0	0
										사업장배출계	0	0	0	0	0	0	0	0	0	0	0	0	0

구분		허가대상 폐기물	업체명	등록·관리번호 (승인·허가일)	대표자	소재지	전화번호	2013년 처리량 (톤/년)	수집·운반 차량 현황														
시도	시군구								총계 (대)			밀폐식 차량 (대)	운반용 압착·압축 차량(대)	기계식 상차장치 부착차량 (대)	수거·교반 차량(대)	발효 차량(대)	탱크 로리(대)	카고 트럭(대)	암롤 트럭(대)	컨테이너 트럭(대)	버켓 로더(대)	덤프 트럭(대)	기타(대)
강원	철원군	생활/사업장	㈜다부환경	제2010-1호 (2010.12.31)	이미순	철원군 갈말읍 명성로 220	033-458-2482	10,840	용도	생활폐기물	4	2	1					1					
										음식물류폐기물	0												
										사업장배출계	0												
		사업장	아이엔지환경개발	제2007-4호 (2007.08.09)	이미자	갈말읍 문혜3길 13	452-1548	0	용도	생활폐기물	2	1	1										
										음식물류폐기물	0												
										사업장배출계	0												
		생활/사업장	㈜신환경	제2009-01호 (2009.12.16)	김순열	갈말읍 두루미로 302	455-4567	675	용도	생활폐기물	4	1	3										
										음식물류폐기물	0												
										사업장배출계	0												
		생활/사업장	대신환경㈜	제2013-01호 (2013.12.06)	이미순	갈말읍 신철원리665-9	458-0482	0	용도	생활폐기물	2	1	1										
										음식물류폐기물	0												
										사업장배출계	0												
	화천군계		1 업체					6,328	용도	생활폐기물	8	0	4	0	0	0	0	0	4	0	0	0	0
										음식물류폐기물	0	0	0	0	0	0	0	0	0	0	0	0	0
										사업장배출계	0	0	0	0	0	0	0	0	0	0	0	0	0
	화천군	생활/사업장	(합)화천그린산업	99-1 ('99.2.27)	신현자	하남면 논미리 602-1	442-1819	6,328	용도	생활폐기물	8		4						4				
										음식물류폐기물	0												
										사업장배출계	0												
	고성군계		5 업체					1,188	용도	생활폐기물	16	0	14	1	0	0	0	1	0	0	0	0	0
										음식물류폐기물	0	0	0	0	0	0	0	0	0	0	0	0	0
										사업장배출계	0	0	0	0	0	0	0	0	0	0	0	0	0
	고성군	생활	영동산업(합자)	제95-1호 1993.08.21	장연봉	죽왕면 인정리 419	632-5025	137	용도	생활폐기물	3		3										
										음식물류폐기물	0												
										사업장배출계	0												
		생활	금강산업(합명)	제96-1호 1994.05.19	박영미	현내면 마차진리 227-12	681-5315	500	용도	생활폐기물	2		2										
										음식물류폐기물	0												
										사업장배출계	0												
		생활	고성용역환경㈜	제98-1호 1998.10.09	구광현	토성면 청간리 236-1	635-8246	327	용도	생활폐기물	2		2										
										음식물류폐기물	0												
										사업장배출계	0												
		생활	청도환경㈜	제99-1호 1999.07.15	최선자	토성면 봉포리 산3	635-2052	174	용도	생활폐기물	4		4										
										음식물류폐기물	0												
										사업장배출계	0												
		생활	고성자원환경	제2007-2호 2007.05.09	염현주	토성면 백촌리 49-43	632-2635	50	용도	생활폐기물	5		3	1				1					
										음식물류폐기물	0												
										사업장배출계	0												
	양양군계		6 업체					5,794	용도	생활폐기물	15	11	4	0	0	0	0	0	0	0	0	0	0
										음식물류폐기물	0	0	0	0	0	0	0	0	0	0	0	0	0
										사업장배출계	0	0	0	0	0	0	0	0	0	0	0	0	0
	양양군	생활	양양용역	제2호 96.3.19	김재학	양양읍 연창리 157-1	672-0438	330	용도	생활폐기물	3	2	1										
										음식물류폐기물	0												
										사업장배출계	0												
		생활	삼성용역	제4호 99.7.2	임홍수	양양읍 포월리 261	672-6044	216	용도	생활폐기물	2	2											
										음식물류폐기물	0												
										사업장배출계	0												
		생활	초원환경	제6호 07.2.6	정연석	현남면 남애리 275	671-4377	1,120	용도	생활폐기물	3	2	1										
										음식물류폐기물	0												
										사업장배출계	0												
		생활	씨크린	제5호 04.7.15	김순교	양양읍 포월리256	671-1881	629	용도	생활폐기물	3	3											
										음식물류폐기물	0												
										사업장배출계	0												
		생활	그린환경	제8호 07.11.13	최명순	양양읍 월리27	673-1155	3,313	용도	생활폐기물	2	1	1										
										음식물류폐기물	0												
										사업장배출계	0												
		생활	우리환경	제9호 11.3.2	송지선	양양읍 월리 278-3	673-4361	186	용도	생활폐기물	2	1	1										
										음식물류폐기물	0												
										사업장배출계	0												

구분		허가대상 폐기물	업체명	등록·관리번호 (승인·허가일)	대표자	소재지	전화번호	2013년 처리량 (톤/년)	수집·운반 차량 현황													
시도	시군구								총계 (대)			밀폐식 차량 (대)	운반용 압착·압축 차량(대)	기계식 상차장치 부착차량 (대)	수거·교반 차량(대)	발효 차량(대)	탱크 로리(대)	카고 트럭(대)	암롤 트럭(대)	컨테이너 트럭(대)	버켓 로더(대)	덤프 트럭(대)	기타(대)
충북	소계		257 업체					2,794,067	용도	총계	1,127	149	113	152	15	1	11	143	214	177	8	103	41
										생활폐기물	243	48	74	11	7	0	2	64	20	1	0	14	2
										음식물류폐기물	58	18	28	4	8	0	0	0	0	0	0	0	0
										사업장배출계	826	83	11	137	0	1	9	79	194	176	8	89	39
	청주시계		50 업체					494,916	용도	생활폐기물	49	10	21	4	5	0	0	6	3	0	0	0	0
										음식물류폐기물	24	0	24	0	0	0	0	0	0	0	0	0	0
										사업장배출계	106	5	0	38	0	0	0	4	54	1	0	4	0
	청주시	생활	충청환경	A-1 930316	송태규	흥덕구 산미로34-28[미평동222-4(원흥창고A동)]	293-9994	11,468	용도	생활폐기물	6		6										
										음식물류폐기물	0												
										사업장배출계	0												
		생활	현대환경	A-2 930316	안성혁	청주시 상당구 새터로 249-21[사천동 504-2]	211-1234	10,312	용도	생활폐기물	5		5										
										음식물류폐기물	0												
										사업장배출계	0												
		생활	제일환경㈜	A-3 930316	임두환	청주시 흥덕구 청남로1887번길29[미평동146-5]	286-0997	6,951	용도	생활폐기물	5		5										
										음식물류폐기물	0												
										사업장배출계	0												
		생활	한일환경㈜	A-4 951216	이상엽	청주시 흥덕구 청남로1852-15[미평동 374]	296-8002	9,904	용도	생활폐기물	5		5										
										음식물류폐기물	0												
										사업장배출계	0												
		생활	대청환경	A-5 41230	이경실	청주시 흥덕구 1순환로396[신봉동 35-20]	237-7140	10,853	용도	생활폐기물	0												
										음식물류폐기물	4		4										
										사업장배출계	0												
		생활	대원환경㈜	A-6 41230	임연규	청주시 흥덕구 편동로81번길12[신성동82]	234-5774	12,445	용도	생활폐기물	0												
										음식물류폐기물	4		4										
										사업장배출계	0												
		생활	㈜나눔환경	A-7 41230	김해철	청주시 상당구 탑동로95-4[용담동171-6]	254-3311	10,561	용도	생활폐기물	0												
										음식물류폐기물	4		4										
										사업장배출계	0												
		생활	㈜삶과환경	A-8 41230	김경락	청주시 흥덕구 2순환로1505[성화동237-2]	287-8271	11,564	용도	생활폐기물	0												
										음식물류폐기물	4		4										
										사업장배출계	0												
		생활	승일전기㈜	A-9 71228	윤병인	청주시 흥덕구 직지대로635번길55[봉명동 490-3]	272-6060	9,845	용도	생활폐기물	0												
										음식물류폐기물	4		4										
										사업장배출계	0												
		생활	디에이치산업(주0	A-10 71228	이홍희	청주시 흥덕구 청주역로270번길71[정봉동 592]	234-3000	17,050	용도	생활폐기물	0												
										음식물류폐기물	4		4										
										사업장배출계	0												
		생활	㈜청주재활용센터	A-11 91211	박홍규	청주시 흥덕구 무심서로333[모충동 94-9]	285-7289	280	용도	생활폐기물	2			1				1					
										음식물류폐기물	0												
										사업장배출계	0												
		생활/사업장	청명	D-4 60718	최현숙	청주시 흥덕구 서부로1123번길58[가경동 633-9]	238-6555	3,898	용도	생활폐기물	3				3								
										음식물류폐기물	0												
										사업장배출계	0												
		생활/사업장	다우건설㈜	D-5 70110	백명옥	흥덕구 공단로134(송정동,세중테크노벨리308호)	266-0604	3,248	용도	생활폐기물	2	2											
										음식물류폐기물	0												
										사업장배출계	0												
		생활/사업장	생동엔지니어링㈜	D-6 213-4960	유진명	청주시 상당구 사천로179[사천동 564]	213-4960	886	용도	생활폐기물	2	2											
										음식물류폐기물	0												
										사업장배출계	0												
		생활/사업장	㈜중원건설	D-8 70221	양신화	청주시 흥덕구 가경동180번길13[가경동1061(2층)]	237-4464	668	용도	생활폐기물	2	2											
										음식물류폐기물	0												
										사업장배출계	0												
		생활/사업장	그린환경	D-13 71009	최은숙	청주시 흥덕구 용평로93번길47[분평동674-1]	285-0997	2,785	용도	생활폐기물	2				2								
										음식물류폐기물	0												
										사업장배출계	0												
		생활/사업장	㈜청원이에스개발	D-16 80813	김정기	청주시 흥덕구 상신로138-43[상신동 82-1]	277-6611	448	용도	생활폐기물	2			2									
										음식물류폐기물	0												
										사업장배출계	0												

구분		허가대상 폐기물	업체명	등록·관리번호 (승인·허가일)	대표자	소재지	전화번호	2013년 처리량 (톤/년)	수집·운반 차량 현황															
시도	시군구								총계 (대)			밀폐식 차량 (대)	운반용 압착·압축 차량(대)	기계식 상차장치 부착차량 (대)	수거·교반 차량(대)	발효 차량(대)	탱크 로리(대)	카고 트럭(대)	암롤 트럭(대)	컨테이너 트럭(대)	버켓 로더(대)	덤프 트럭(대)	기타(대)
충북	청주시	생활/사업장	세종씨앤에스	D-17 90519	차상식	청주시 흥덕구 강촌로281[서촌동 544-4]	235-5131	72	용도	생활폐기물	2			1					1				
										음식물류폐기물	0												
										사업장배출계	0												
		생활/사업장	㈜한일	D-19 100330	류근형	청주시 상당구 새터로168번길41[사천동 411-9]	213-2987	1,183	용도	생활폐기물	1	1											
										음식물류폐기물	0												
										사업장배출계	0												
		생활/사업장	디에이치산업㈜	D-21 110516	이홍희	청주시 흥덕구 청주역로270번길71[정봉동 592]	234-3000	30	용도	생활폐기물	2							2				
										음식물류폐기물	0												
										사업장배출계	0												
		생활/사업장	서원건설㈜	D-22 110803	조혜숙	청주시 상당구 사천로179[사천동564]	213-0538	476	용도	생활폐기물	2	1						1					
										음식물류폐기물	0												
										사업장배출계	0												
		생활/사업장	윤창산업㈜	D-23 111108	윤지현	청주시 흥덕구 서촌로74[서촌동208-2]	238-2953	0	용도	생활폐기물	6	2						4					
										음식물류폐기물	0												
										사업장배출계	0												
		사업장	디에이치산업㈜	B-1 941219	이홍희	청주시 흥덕구 청주역로270번길71[정봉동 592]	234-3000	240,246	용도	생활폐기물	0												
										음식물류폐기물	0												
										사업장배출계	30	4		5					21				
		사업장	청일환경㈜	B-5 980429	이윤성	청주시 상당구 대성로122번길42[대성동 101-2]	266-7745	938	용도	생활폐기물	0												
										음식물류폐기물	0												
										사업장배출계	2								1	1			
		사업장	영서개발(합자)	B-9 960127	이창원	청주시 흥덕구 서부로1355[개신동689]	234-1800	17,548	용도	생활폐기물	0												
										음식물류폐기물	0												
										사업장배출계	4								4				
		사업장	푸른환경	B-12 000427	정홍종	청주시 상당구 무심동로354번길7-5[서문동218-24]	257-0808	19,656	용도	생활폐기물	0												
										음식물류폐기물	0												
										사업장배출계	3								3				
		사업장	청원상사	B-15 010427	박재환	청주시 흥덕구 청남로1911[미평동16]	296-7577	369	용도	생활폐기물	0												
										음식물류폐기물	0												
										사업장배출계	3								3				
		사업장	동해산업㈜	B-22 011206	이희춘	청주시 상당구 탑동로15[탑동 215-6]	288-5900,	0	용도	생활폐기물	0												
										음식물류폐기물	0												
										사업장배출계	2			1					1				
		사업장	개신환경	B-26 020808	이현수	청주시 상당구 새터로249-7[사천동528-3]	215-7148	2	용도	생활폐기물	0												
										음식물류폐기물	0												
										사업장배출계	2			2									
		사업장	한세이프㈜	B-28 020212	박종옥	청주시 흥덕구 직지대로474번길2[송정동70-61]	271-7420	33,024	용도	생활폐기물	0												
										음식물류폐기물	0												
										사업장배출계	4			1					3				
		사업장	유진환경자원	B-34 031216	유옥희	청주시 흥덕구 사운로242[운천동1367]	537-0430	1,744	용도	생활폐기물	0												
										음식물류폐기물	0												
										사업장배출계	3			2					1				
		사업장	수남환경	B-43 050824	최병섭	청주시 상당구 사천동 169-9	271-7597	1,061	용도	생활폐기물	0												
										음식물류폐기물	0												
										사업장배출계	4			2				1	1				
		사업장	청주유지	B-48 060619	윤기옥	청주시 상당구 토성로120번길42[정하동14]	214-3690	1,329	용도	생활폐기물	0												
										음식물류폐기물	0												
										사업장배출계	5	1		2				2					
		사업장	자생환경	B-50 060728	최재용	청주시 흥덕구 남지로21번길32[미평동 277]	296-8256	518	용도	생활폐기물	0												
										음식물류폐기물	0												
										사업장배출계	2			1					1				
		사업장	평강비철	B-55 061026	오홍연	청주시 상당구 충청대로233번길67-17[주중동205-4]	291-6633	10	용도	생활폐기물	0												
										음식물류폐기물	0												
										사업장배출계	2			2									
		사업장	청룡자원	B-56 061204	박노철	청주시 흥덕구 서부로1168번길37[석곡동 14]	231-6704	45	용도	생활폐기물	0												
										음식물류폐기물	0												
										사업장배출계	2			2									

구분		허가대상 폐기물	업체명	등록·관리번호 (승인·허가일)	대표자	소재지	전화번호	2013년 처리량 (톤/년)	수집·운반 차량 현황														
시도	시군구								총계 (대)			밀폐식 차량 (대)	운반용 압착·압축 차량(대)	기계식 상차장치 부착차량 (대)	수거·교반 차량(대)	발효 차량(대)	탱크 로리(대)	카고 트럭(대)	암롤 트럭(대)	컨테이너 트럭(대)	버켓 로더(대)	덤프 트럭(대)	기타(대)
충북	청주시	사업장	세종씨엔에스	B-60 070511	차상식	청주시 흥덕구 강촌로281[서촌동544-4]	232-4598	107	용도	생활폐기물	0												
										음식물류폐기물	0												
										사업장배출계	2								1			1	
		사업장	연일환경자원	B-66 070810	김경자	청주시 흥덕구 호국로132번길9-1 [사직동257-12,우성빌라1-102호]	213-6890	10	용도	생활폐기물	0												
										음식물류폐기물	0												
										사업장배출계	2			1								1	
		사업장	중앙환경	B-69 080122	한미자	청주시 흥덕구 송절로75-26[송절동123-3]	211-7760	80	용도	생활폐기물	0												
										음식물류폐기물	0												
										사업장배출계	2			2									
		사업장	㈜청원이에스개발	B-72 080320	김정기	청주시 흥덕구 상신로138-43[상신동82-1]	900-4642	8,038	용도	생활폐기물	0												
										음식물류폐기물	0												
										사업장배출계	4			2					2				
		사업장	민영환경	B-76 080718	오경희	청주시 흥덕구 흥덕로127번길12[운천동 849]	211-5540	5,558	용도	생활폐기물	0												
										음식물류폐기물	0												
										사업장배출계	2								2				
		사업장	동양환경	B-83 090717	심경온	청주시 흥덕구 복대로219번길55[복대동 216-7]	234-1442	10	용도	생활폐기물	0												
										음식물류폐기물	0												
										사업장배출계	2			1								1	
		사업장	갑진환경	B-84 091016	정갑수	청주시 상당구 2순환로160번길213[주성동 93]	214-9966	13	용도	생활폐기물	0												
										음식물류폐기물	0												
										사업장배출계	2			2									
		사업장	영창환경	B-85 100106	이금화	청주시 상당구 팔결로265[외평동 710-5]	258-0100	165	용도	생활폐기물	0												
										음식물류폐기물	0												
										사업장배출계	2			2									
		사업장	대지환경자원	B-86 100212	서장석	청주시 흥덕구 가로수1154번길34-10 [강서동37-1(대림상가204호)]	231-3522	165	용도	생활폐기물	0												
										음식물류폐기물	0												
										사업장배출계	3			2								1	
		사업장	에코시티㈜	B-87 100506	박경규	청주시 흥덕구 사운로81[사직동265-36(501호)]	272-3802	37,768	용도	생활폐기물	0												
										음식물류폐기물	0												
										사업장배출계	5								5				
		사업장	태영환경개발㈜	B-89 100525	박종수	청주시 상당구 무심동로336번길37[남주동 228]	291-1142	423	용도	생활폐기물	0												
										음식물류폐기물	0												
										사업장배출계	2			1				1					
		사업장	삼보물류㈜	B-91 100810	이선영	청주시 흥덕구 모충로145번길40[사직동 43-18]	218-4889	1,163	용도	생활폐기물	0												
										음식물류폐기물	0												
										사업장배출계	6			1					5				
		사업장	영원화학	B-92 101007	곽원영	청주 시 흥덕구 남지로21번길59[미평동 273]	252-1101	0	용도	생활폐기물	0												
										음식물류폐기물	0												
										사업장배출계	2			2									
		사업장	강남자원	B-95 111011	이범수	청주시 상당구 중앙로26 [북문로2가95-2번지북동제1층점포26호]	213-3645	0	용도	생활폐기물	0												
										음식물류폐기물	0												
										사업장배출계	2			2									
	충주시계		26 업체					154,749	용도	생활폐기물	52	17	12	0	0	0	0	20	2	1	0	0	0
										음식물류폐기물	0	0	0	0	0	0	0	0	0	0	0	0	0
										사업장배출계	62	0	0	12	0	0	0	26	11	0	0	12	1
	충주시	사업장	미성유통	2000-3호 2006.02.09	대표이사	충주시 용산동 거룡4길 22	043-842-9704	2,078	용도	생활폐기물	0												
										음식물류폐기물	0												
										사업장배출계	8			5				2					1
		사업장	㈜봉명환경	1997-2호 2010.04.14	김석영	충주시 문화동 사직로 76 교차로빌딩3층	043-846-3800	5,287	용도	생활폐기물	0												
										음식물류폐기물	0												
										사업장배출계	5							2	3				
		사업장	진성환경산업	2003-1호 2006.07.04	정중모	충주시 목행동 두루봉길 18	043-855-5494	56,737	용도	생활폐기물	0												
										음식물류폐기물	0												
										사업장배출계	2			1				1					
		사업장	성문종합환경	2005-1호 2005.04.01	이지영	충주시 대소원면 완오길 247	043-847-0749	190	용도	생활폐기물	0												
										음식물류폐기물	0												
										사업장배출계	2								1			1	

구분		허가대상 폐기물	업체명	등록·관리번호 (승인·허가일)	대표자	소재지	전화번호	2013년 처리량 (톤/년)	수집·운반 차량 현황														
시도	시군구								총계 (대)			밀폐식 차량 (대)	운반용 압착·압축 차량(대)	기계식 상차장치 부착차량 (대)	수거·교반 차량(대)	발효 차량(대)	탱크 로리(대)	카고 트럭(대)	암롤 트럭(대)	컨테이너 트럭(대)	버켓 로더(대)	덤프 트럭(대)	기타(대)
충북	충주시	사업장	성문종합환경	201100010 2012.02.21	이지영	충주시 대소원면 완오길 247	043-847-0749	918	용도	생활폐기물	0												
										음식물류폐기물	0												
										사업장배출계	2								1			1	
		사업장	㈜제일상사	200500013호 2005.09.27	권민서	충주시 주덕읍 당우리816	043-846104	4,752	용도	생활폐기물	0												
										음식물류폐기물	0												
										사업장배출계	2							1	1				
		사업장	㈜산수개발환경	2008-1호 2008.04.29	김학수	충주시 칠금동 287	043-845-1144	137	용도	생활폐기물	3		1					2					
										음식물류폐기물	0												
										사업장배출계	0												
		사업장	㈜산수개발환경	2006-3호 2006.04.24	김학수	충주시 칠금동 287	043-845-1144	10,002	용도	생활폐기물	0												
										음식물류폐기물	0												
										사업장배출계	3							1	1			1	
		사업장	㈜태원목행지점	2006-5호 2006.09.08	공태훈	충주시 목행동 269-47	043-845-5646	4,474	용도	생활폐기물	0												
										음식물류폐기물	0												
										사업장배출계	2							1	1				
		사업장	그린자원환경	2006-6호 2006.10.19	박충기	충주시 목행동 466-19	043-854-5206	5	용도	생활폐기물	0												
										음식물류폐기물	0												
										사업장배출계	2			1				1					
		사업장	두레육가공	2007-2호 2007.07.05	이미화	충주시 금릉동 번영도로 71	043-844-8626	1,899	용도	생활폐기물	0												
										음식물류폐기물	0												
										사업장배출계	3			3									
		사업장	㈜와이제이로지스	2011-1호 2011.01.17	유상구	충주시 동량면 운교북길 22-10	043-854-0022	28,661	용도	생활폐기물	0												
										음식물류폐기물	0												
										사업장배출계	23							13	1			9	
		사업장	㈜천하물류	2011-3호 2011.04.07	송재준	충주시 대소원면 중원대로 4308-52	043-851-2424	0	용도	생활폐기물	0												
										음식물류폐기물	0												
										사업장배출계	2							2					
		사업장	㈜이티에스	2011-8호 2011.08.31	이연욱	충주시 용정7길 12(용산동,세중참사랑 상가 101호)	043-846-5154	0	용도	생활폐기물	0												
										음식물류폐기물	0												
										사업장배출계	2							2					
		사업장	송강그린㈜	2011-11호 2011.10.18	동용만	충주시 만리산로 32-102(교현동)	043-846-2337	5,259	용도	생활폐기물	0												
										음식물류폐기물	0												
										사업장배출계	4			2					2				
		생활	㈜그린환경개발	2011-4호 2011.06.22	이영란	충주시 벌터4길 29(봉방동)	043-855-9663	248	용도	생활폐기물	6	2	1					2	1				
										음식물류폐기물	0												
										사업장배출계	0												
		생활	㈜중부환경	200100019호 2001.09.18	안중식	충주시 목행산단1로 26(금릉동)	043-853-3260	0	용도	생활폐기물	8	3	5										
										음식물류폐기물	0												
										사업장배출계	0												
		생활	충주환경	1991-1호 2002.07.02	장홍삼	충주시 무학천변길 4	043-851-0690	0	용도	생활폐기물	5		5										
										음식물류폐기물	0												
										사업장배출계	0												
		사업장	미림	98-2호 1997.03.03	정선구	충주시 방죽안1길 34	043-847-2730	0	용도	생활폐기물	2	1								1			
										음식물류폐기물	0												
										사업장배출계	0												
		사업장	기륭산업㈜	2006-1호 2006.01.02	김민수	충주시 신니면 신의수청길 57	043-857-1313	7,127	용도	생활폐기물	12							12					
										음식물류폐기물	0												
										사업장배출계	0												
		사업장	연합환경개발	2011-2호 2011.04.01	유선권	충주시 거룡6길 22		0	용도	생활폐기물	2	1							1				
										음식물류폐기물	0												
										사업장배출계	0												
		사업장	㈜와이제이로지스	2011-7호 2011.08.22	유상구	충주시 동량면 운교북길 22-10	043-854-0022	0	용도	생활폐기물	4							4					
										음식물류폐기물	0												
										사업장배출계	0												
		사업장	충주중원청과㈜	2005-140 2012.08.24	이운용	충주시 목행동 426-4	043-853-8149	426	용도	생활폐기물	0												
										음식물류폐기물	0												
										사업장배출계	0												

구분		허가대상 폐기물	업체명	등록·관리번호 (승인·허가일)	대표자	소재지	전화번호	2013년 처리량 (톤/년)	수집·운반 차량 현황														
시도	시군구								총계 (대)			밀폐식 차량 (대)	운반용 압착·압축 차량(대)	기계식 상차장치 부착차량 (대)	수거·교반 차량(대)	발효 차량(대)	탱크 로리(대)	카고 트럭(대)	암롤 트럭(대)	컨테이너 트럭(대)	버켓 로더(대)	덤프 트럭(대)	기타(대)
충북	충주시	사업장	한국아사히프리텍㈜	201200011호 2012.08.24	곤도쿠니아키	충주시 용탄동 1131-2	043-854-0022	0	용도	생활폐기물	0												
										음식물류폐기물	0												
										사업장배출계	0												
		생활	㈜중부환경	200100019호 2001.09.18	안중식	충주시 목행산단1로 26(금릉동)	043-853-3260	13,080	용도	생활폐기물	5	5											
										음식물류폐기물	0												
										사업장배출계	0												
		생활	충주환경	1991-1호 2002.07.02	장원상	충주시 무학천변길 4	043-851-0690	13,470	용도	생활폐기물	5	5											
										음식물류폐기물	0												
										사업장배출계	0												
	제천시계		40 업체					462,999	용도	생활폐기물	17	2	0	1	0	0	0	0	1	0	0	13	0
										음식물류폐기물	3	3	0	0	0	0	0	0	0	0	0	0	0
										사업장배출계	255	2	0	8	0	0	6	11	3	152	8	29	36
	제천시	생활/사업장	(합)환경미화사	1-2 (88.12.12.)	고광숙	제천시 신백동 191-2	043-642-6669	12,596	용도	생활폐기물	6								1			5	
										음식물류폐기물	1	1											
										사업장배출계	0												
		사업장	환경라인㈜	29 (01.10.16.)	정진영	제천시 의림동 51-5	043-648-3729	28,730	용도	생활폐기물	0												
										음식물류폐기물	0												
										사업장배출계	8										8		
		사업장	수미환경㈜	72 (10.02.04.)	이상수외1인	제천시 봉양읍 연박리 302번지	043-647-4100	288	용도	생활폐기물	0												
										음식물류폐기물	0												
										사업장배출계	2			1					1				
		생활/사업장	동국환경	11-1 (99.06.28.)	류윤현	제천시 영천동 311	043-648-2188	10,788	용도	생활폐기물	4											4	
										음식물류폐기물	1	1											
										사업장배출계	0												
		생활/사업장	청록환경	2-2 (95.01.10.)	이재구	제천시 강제동 52-3	043-648-0131	11,285	용도	생활폐기물	5			1								4	
										음식물류폐기물	1	1											
										사업장배출계	0												
		사업장	대영산업㈜	5-3 (00.01.04.)	김상순	제천시 고암동 208-2	043-646-0663	4,481	용도	생활폐기물	0												
										음식물류폐기물	0												
										사업장배출계	2									2			
		사업장	장인유지	58 (07.08.24.)	이정인	제천시 봉양읍 연박리 1315-1	043-644-3066	877	용도	생활폐기물	0												
										음식물류폐기물	0												
										사업장배출계	3												3
		사업장	경인운수㈜	50 (06.04.19.)	강석경	제천시 봉양읍 주포리 26-6	043-645-8561	59,644	용도	생활폐기물	0												
										음식물류폐기물	0												
										사업장배출계	24									24			
		사업장	태화운수㈜	42 (04.04.23.)	장찬수	제천시 대랑동 199-7	043-646-7680	0	용도	생활폐기물	0												
										음식물류폐기물	0												
										사업장배출계	0												
		사업장	화신산업㈜	51 (08.12.15.)	정재묵	제천시 봉양읍 명도리 541-1	043-653-9745	3,458	용도	생활폐기물	0												
										음식물류폐기물	0												
										사업장배출계	8			1				2	2	3			
		사업장	㈜진주건기	43 (04.11.18.)	최성모	제천시 서부동 1239번지	043-652-4949	16,489	용도	생활폐기물	2	2											
										음식물류폐기물	0												
										사업장배출계	20							4				16	
		사업장	㈜좋은친구	44 (05.01.13.)	고태섭	제천시 천남동 30-5	043-645-6226	5,442	용도	생활폐기물	0												
										음식물류폐기물	0												
										사업장배출계	13							3				1	9
		사업장	금강산업	40 (03.11.05.)	노현섭	제천시 송학면 무도1리 220-7	043-645-2378	288	용도	생활폐기물	0												
										음식물류폐기물	0												
										사업장배출계	8			4									4
		사업장	㈜진보기업	41 (04.03.30.)	장덕용	제천시 동현동 313번지	043-647-5008	17,404	용도	생활폐기물	0												
										음식물류폐기물	0												
										사업장배출계	10									10			
		사업장	해동건설환경㈜	51 (06.04.25.)	김홍민	제천시 청전동 449-1	043-652-1900	0	용도	생활폐기물	0												
										음식물류폐기물	0												
										사업장배출계	2												2

구분		허가대상 폐기물	업체명	등록·관리번호 (승인·허가일)	대표자	소재지	전화번호	2013년 처리량 (톤/년)	수집·운반 차량 현황														
시도	시군구								총계 (대)			밀폐식 차량 (대)	운반용 압착·압축 차량(대)	기계식 상차장치 부착차량 (대)	수거·교반 차량(대)	발효 차량(대)	탱크 로리(대)	카고 트럭(대)	암롤 트럭(대)	컨테이너 트럭(대)	버켓 로더(대)	덤프 트럭(대)	기타(대)
충북	제천시	사업장	신협동운수㈜	55 (07.03.14.)	성병운	제천시 강제동 305-9	043-652-7788	2,009	용도	생활폐기물	0												
										음식물류폐기물	0												
										사업장배출계	6									6			
		사업장	㈜동서물류건기	13 (99.11.23.)	이주영	제천시 봉양읍 명도리 541-1	043-648-4434	62,431	용도	생활폐기물	0												
										음식물류폐기물	0												
										사업장배출계	15												15
		사업장	신안통운㈜	59 (07.11.01.)	주인섭	제천시 신동 389-9	043-643-7017	48,688	용도	생활폐기물	0												
										음식물류폐기물	0												
										사업장배출계	32									32			
		사업장	부성물류㈜	67 (09.07.13.)	오성민	제천시 두학동 986-5	043-645-3211	0	용도	생활폐기물	0												
										음식물류폐기물	0												
										사업장배출계	7											7	
		사업장	㈜씨엔티물류	54 (06.10.04.)	송승국	제천시 강제동 136-3	043-648-2675	0	용도	생활폐기물	0												
										음식물류폐기물	0												
										사업장배출계	4									4			
		사업장	대원산업	53 (06.09.05.)	정덕순	제천시 장락동 604	043-645-4949		용도	생활폐기물	0												
										음식물류폐기물	0												
										사업장배출계	2									2			
		사업장	신한건기	68 (09.07.29.)	임장열	제천시 청전동 129-3	043-648-6605	2,196	용도	생활폐기물	0												
										음식물류폐기물	0												
										사업장배출계	8									8			
		사업장	건보환경	61 (08.09.08.)	남만우	제천시 송학면 시곡리 869	043-645-4965	1	용도	생활폐기물	0												
										음식물류폐기물	0												
										사업장배출계	2									2			
		사업장	㈜한형물류	81 (10.10.08)	이경순	제천시 고암동 606-1	043-647-2924	33,110	용도	생활폐기물	0												
										음식물류폐기물	0												
										사업장배출계	6									6			
		사업장	㈜강원에너지	82 (10.10.11))	김진석	제너시 송학면 시곡리 895-5	043-652-7161	33,700	용도	생활폐기물	0												
										음식물류폐기물	0												
										사업장배출계	6									5			1
		사업장	개별환경	71 (09.12.30.)	양영배외 4	제천시 명지동 229		22	용도	생활폐기물	0												
										음식물류폐기물	0												
										사업장배출계	4									3			1
		사업장	㈜우주물류	73 (10.3.2.)	박영태	제천시 명지동 7-1	043-652-4667	29,662	용도	생활폐기물	0												
										음식물류폐기물	0												
										사업장배출계	10									10			
		사업장	㈜진주통운	93 (11.04.04.)	강석구	제천시 서부동 1239번지	043-642-4949	0	용도	생활폐기물	0												
										음식물류폐기물	0												
										사업장배출계	2									2			
		사업장	상진금속	84 (10.11.19.)	황명난	제천시 고암동 756-1	043-644-8877	3	용도	생활폐기물	0												
										음식물류폐기물	0												
										사업장배출계	2									2			
		사업장	㈜황소	98 (11.12.13.)	이영섭	제천시 장평천로1	043-651-5533	67,840	용도	생활폐기물	0												
										음식물류폐기물	0												
										사업장배출계	21									21			
		사업장	㈜창운물류	79 (10.7.01)	임선민	제천시 강제동 687	043-646-9340	0	용도	생활폐기물	0												
										음식물류폐기물	0												
										사업장배출계	3									3			
		사업장	㈜서광	76 (10.05.26.)	강덕현	제천시 천남동 18-2	043-857-4105	0	용도	생활폐기물	0												
										음식물류폐기물	0												
										사업장배출계	7						6			1			
		사업장	㈜동양환경	75 (10.05.06)	이점수	제천시 송학면 시곡리 594-1	043-645-2371	0	용도	생활폐기물	0												
										음식물류폐기물	0												
										사업장배출계	2									2			
		사업장	㈜동양환경	38 (03.09.23.)	이점수	제천시 송학면 시곡리 594-1	043-645-2371	10,011	용도	생활폐기물	0												
										음식물류폐기물	0												
										사업장배출계	2									2			

구분		허가대상 폐기물	업체명	등록·관리번호 (승인·허가일)	대표자	소재지	전화번호	2013년 처리량 (톤/년)	수집·운반 차량 현황														
시도	시군구								총계 (대)			밀폐식 차량 (대)	운반용 압착·압축 차량(대)	기계식 상차장치 부착차량 (대)	수거·교반 차량(대)	발효 차량(대)	탱크 로리(대)	카고 트럭(대)	암롤 트럭(대)	컨테이너 트럭(대)	버켓 로더(대)	덤프 트럭(대)	기타(대)
충북	제천시	사업장	화은건설㈜	51 (06.04.25.)	김금자	제천시 화산동 607-5	043-652-1900	0	용도	생활폐기물	0												
										음식물류폐기물	0												
										사업장배출계	2	2											
		사업장	황우유지	58 (10.12.03.)	정강진	제천시 남천동 238	043-645-3066	159	용도	생활폐기물	0												
										음식물류폐기물	0												
										사업장배출계	2									2			
		사업장	㈜성윤	110 (13.2.15)	김민찬	제천시 강제동 136-3	653-3169	211	용도	생활폐기물	0												
										음식물류폐기물	0												
										사업장배출계	2							2					
		사업장	㈜케이엔케이로지스	111 (13.2.22)	명효진	제천시 청전동 497-22		310	용도	생활폐기물	0												
										음식물류폐기물	0												
										사업장배출계	2											1	1
		사업장	㈜무성	112 (13.04.22)	정기식	제천시 서부동 640	645-1999	820	용도	생활폐기물	0												
										음식물류폐기물	0												
										사업장배출계	4											4	
		사업장	대양자원	113 (13.6.14)	김정윤	제천시 영천동 1821		56	용도	생활폐기물	0												
										음식물류폐기물	0												
										사업장배출계	2			2									
	청원군계		38 업체					1,381,812	용도	생활폐기물	18	6	6	2	0	0	0	4	0	0	0	0	0
										음식물류폐기물	2	2	0	0	0	0	0	0	0	0	0	0	0
										사업장배출계	171	0	7	4	0	1	3	19	92	16	0	27	2
	청원군	생활	성호환경㈜	생활-2 1995.03.18	서경원	옥산면 소로리 149-4	214-4688	1,618	용도	생활폐기물	2	1	1										
										음식물류폐기물	0												
										사업장배출계	0												
		생활	청보환경㈜	생활-3 1994.12.30	박오차	옥산면 소로리 149-4	214-4688	1,548	용도	생활폐기물	2	1	1										
										음식물류폐기물	0												
										사업장배출계	0												
		생활	㈜청명환경	생활-4 1994.12.30	노해용	옥산면 소로리 149-4	214-4688	1,633	용도	생활폐기물	2	1	1										
										음식물류폐기물	0												
										사업장배출계	0												
		생활	㈜예스그린	생활-5 2012.03.06	손회원	옥산면 소로리 149-4	214-4688	4,866	용도	생활폐기물	2	1	1										
										음식물류폐기물	1	1											
										사업장배출계	0												
		생활	그린위생개발㈜	생활-6 1999.12.09	박연수	옥산면 소로리 149-4	214-4688	4,456	용도	생활폐기물	2	1	1										
										음식물류폐기물	1	1											
										사업장배출계	0												
		생활	공영환경㈜	생활-7 2003.01.23	김점순	옥산면 소로리 149-4	214-4688	1,613	용도	생활폐기물	2	1	1										
										음식물류폐기물	0												
										사업장배출계	0												
		사업장	㈜그린환경산업	1 1996.06.01	손회원	옥산 국사 133-1	260-5377	24,641	용도	생활폐기물	0												
										음식물류폐기물	0												
										사업장배출계	15								15				
		사업장	우진환경개발㈜	19 1995.07.09	이강우	북이 금암 434-1	211-1837	8,015	용도	생활폐기물	0												
										음식물류폐기물	0												
										사업장배출계	2								2				
		사업장	성림사	22 1999.12.08	이광수	문의 미천 121-23	294-4163	4,532	용도	생활폐기물	0												
										음식물류폐기물	0												
										사업장배출계	2									2			
		사업장	두제산업개발㈜	25 2000.02.10	이배식	남이 사동 105-1	269-3885	56	용도	생활폐기물	0												
										음식물류폐기물	0												
										사업장배출계	23								23				
		사업장	진주산업㈜	26 2000.03.13	이태희	북이 용계 598-3	214-7588	43,628	용도	생활폐기물	0												
										음식물류폐기물	0												
										사업장배출계	29		2			1						26	
		사업장	미래개발㈜	29 2000.05.18	이미해	오창 화산 278-4	217-2417	15	용도	생활폐기물	0												
										음식물류폐기물	0												
										사업장배출계	2							2					

구분		허가대상 폐기물	업체명	등록·관리번호 (승인·허가일)	대표자	소재지	전화번호	2013년 처리량 (톤/년)	수집·운반 차량 현황														
시도	시군구								총계 (대)			밀폐식 차량 (대)	운반용 압착·압축 차량(대)	기계식 상차장치 부착차량 (대)	수거·교반 차량(대)	발효 차량(대)	탱크 로리(대)	카고 트럭(대)	암롤 트럭(대)	컨테이너 트럭(대)	버켓 로더(대)	덤프 트럭(대)	기타(대)
충북	청원군	사업장	두진재활용	31 2000.08.30	변두섭	옥산 오산 336-1	260-6292	22	용도	생활폐기물	0												
										음식물류폐기물	0												
										사업장배출계	1								1				
		사업장	보양환경	34 2001.02.01	김홍영	옥산 국사 69-2		18	용도	생활폐기물	0												
										음식물류폐기물	0												
										사업장배출계	2								2				
		사업장	(주)대일기업	38 2001.10.09	김용겸	강내 황탄 42	232-6476	106	용도	생활폐기물	0												
										음식물류폐기물	0												
										사업장배출계	3								3				
		사업장	(주)에이프러스텍	40 2001.12.06	박해영	오창 가좌202		775	용도	생활폐기물	0												
										음식물류폐기물	0												
										사업장배출계	3								3				
		사업장	㈜청원특수	45 2002.01.28	전용철	오창 모정 322-14	217-4224	145	용도	생활폐기물	0												
										음식물류폐기물	0												
										사업장배출계	16							10	5			1	
		사업장	㈜창우알에스	46 2002.03.19	이덕희	옥산 국사 182-2	260-4220	22	용도	생활폐기물	0												
										음식물류폐기물	0												
										사업장배출계	4								4				
		사업장	대림종합개발㈜	49 2002.07.24	양은미, 송운수	강내 탑연 139-1번지 3층	232-7141	176,651	용도	생활폐기물	0												
										음식물류폐기물	0												
										사업장배출계	9		3						6				
		사업장	㈜창진운수	50 2002.08.03	손창현	강내 월곡 150-71	238-8200	265	용도	생활폐기물	0												
										음식물류폐기물	0												
										사업장배출계	1								1				
		사업장	㈜그린환경산업	53 2003.06.25	손회원	옥산 국사 133-1	260-5377	844	용도	생활폐기물	0												
										음식물류폐기물	0												
										사업장배출계	6		1					5					
		사업장	크린시티	55 2004.01.07	정기남	옥산 수락 108-5	232-1655	8,156	용도	생활폐기물	0												
										음식물류폐기물	0												
										사업장배출계	4							2	2				
		사업장	정성환경산업	57 2004.05.21	변상범	오창 각리 659-1	215-4732	52,155	용도	생활폐기물	0												
										음식물류폐기물	0												
										사업장배출계	13								13				
		사업장	세진환경자원	58 2004.05.31	강문길	내수 내수 35-5	214-4742	25	용도	생활폐기물	0												
										음식물류폐기물	0												
										사업장배출계	4								4				
		사업장	성지	60 2005.04.16	안기용	내수 도원 175-2		143	용도	생활폐기물	0												
										음식물류폐기물	0												
										사업장배출계	2								2				
		생활	미래.이.에스㈜	61 2005.04.16	신인균	오창 모정 110-2	216-2601	42,843	용도	생활폐기물	6			2				4					
										음식물류폐기물	0												
										사업장배출계	0												
		사업장	대청환경자원	63 2005.10.07	석미자	오송 공북 284		3	용도	생활폐기물	0												
										음식물류폐기물	0												
										사업장배출계	2									2			
		사업장	금호E&C	64 2006.03.14	송기창	남이 척산 244	286-7548	11,150	용도	생활폐기물	0												
										음식물류폐기물	0												
										사업장배출계	2									2			
		사업장	㈜다나에너지솔루션	65 2006.05.08	김선동	오창 여천 16-1	241-7887	1,101	용도	생활폐기물	0												
										음식물류폐기물	0												
										사업장배출계	2									2			
		사업장	㈜원니스	67 2006.08.16	오인순	남이 척산 327	043-269-2254	990,054	용도	생활폐기물	0												
										음식물류폐기물	0												
										사업장배출계	6						1		5				
		사업장	신봉자원	69 2007.01.30	박화규	북이 용계 508번지		2	용도	생활폐기물	0												
										음식물류폐기물	0												
										사업장배출계	2			2									

구분		허가대상 폐기물	업체명	등록·관리번호 (승인·허가일)	대표자	소재지	전화번호	2013년 처리량 (톤/년)	수집·운반 차량 현황														
시도	시군구								총계 (대)			밀폐식 차량 (대)	운반용 압착·압축 차량(대)	기계식 상차장치 부착차량 (대)	수거·교반 차량(대)	발효 차량(대)	탱크 로리(대)	카고 트럭(대)	암롤 트럭(대)	컨테이너 트럭(대)	버켓 로더(대)	덤프 트럭(대)	기타(대)
충북	청원군	사업장	가산기업	71 2007.07.16	김도윤	북이 옥수 517-6	212-4936	351	용도	생활폐기물	0												
										음식물류폐기물	0												
										사업장배출계	3									1			2
		사업장	대신자원	73 2007.09.07	김은조	강내 태성 145-3		3	용도	생활폐기물	0												
										음식물류폐기물	0												
										사업장배출계	2									2			
		사업장	다암산업	75 2007.11.06	주완규	낭성 관정 303-11		97	용도	생활폐기물	0												
										음식물류폐기물	0												
										사업장배출계	3									3			
		사업장	㈜유미세이프	76 2007.12.18	강신중	현도 상삼 179-1	269-5511	229	용도	생활폐기물	0												
										음식물류폐기물	0												
										사업장배출계	2									2			
		사업장	삼호자원	79 2008.06.25	이희자	남이 석실 339-2	238-6500	11	용도	생활폐기물	0												
										음식물류폐기물	0												
										사업장배출계	2		1	1									
		사업장	㈜백승기업	81 2009.03.26	지경화	북이 석성 336-7	297-2816	15	용도	생활폐기물	0												
										음식물류폐기물	0												
										사업장배출계	2			1					1				
		사업장	동해산업㈜충청지사	82 2009.05.15	이희춘	옥산 환희 212		5	용도	생활폐기물	0												
										음식물류폐기물	0												
										사업장배출계	2						2						
	보은군계		2 업체					5,193	용도	생활폐기물	9	0	5	0	0	0	0	0	2	0	0	0	2
										음식물류폐기물	0	0	0	0	0	0	0	0	0	0	0	0	0
										사업장배출계	0	0	0	0	0	0	0	0	0	0	0	0	0
	보은군	생활	충북환경	제1호 1995.12.26	김해순	수한면발산1길55	043-544-4111	3,624	용도	생활폐기물	5		3						1				1
										음식물류폐기물	0												
										사업장배출계	0												
	보은군	생활	잠실환경	제3호 1999.12.29	박태호	보은읍죽전리123	043-542-0089	1,569	용도	생활폐기물	4		2						1				1
										음식물류폐기물	0												
										사업장배출계	0												
	옥천군계		7 업체					25,606	용도	생활폐기물	12	1	7	0	0	0	0	3	1	0	0	0	0
										음식물류폐기물	8	0	0	0	8	0	0	0	0	0	0	0	0
										사업장배출계	7	3	0	1	0	0	0	0	0	1	0	2	0
	옥천군	생활	경원환경㈜	제2005-1호 (2005.12.06)	권금자	옥천읍 성왕로 1159	733-8000	2,764	용도	생활폐기물	6		3					2	1				
										음식물류폐기물	0												
										사업장배출계	0												
		생활	다우환경㈜	제2008-2호 (2008.12.16)	고명근	군북면 이평1길 199	733-8022	8,268	용도	생활폐기물	6	1	4					1					
										음식물류폐기물	0												
										사업장배출계	0												
		생활	효성환경	제97-4호 (1997.08.07)	노경애	청산면 교평길 48	731-9946	36	용도	생활폐기물	0												
										음식물류폐기물	2				2								
										사업장배출계	0												
		생활	금강생활환경	제10호 (2002.03.11)	윤태수	청산면 지전1길 48	733-4184	8,255	용도	생활폐기물	0												
										음식물류폐기물	6				6								
										사업장배출계	0												
		사업장	청지환경㈜	제2006-1호 (2006.7.19)	이창묵	청산면 판수3길 112-59	731-1795	4,388	용도	생활폐기물	0												
										음식물류폐기물	0												
										사업장배출계	2											2	
		사업장	㈜미래리서스	제2008-1호 (2008.07.04)	김정희	청산면 만월로 175	733-7228	1,293	용도	생활폐기물	0												
										음식물류폐기물	0												
										사업장배출계	2			1						1			
		사업장	대신이앤씨㈜	제2011-1호 (2011.07.21)	김영희	청산면 남부로 2264	733-6015	602	용도	생활폐기물	0												
										음식물류폐기물	0												
										사업장배출계	3	3											
	영동군계		4 업체					11,349	용도	생활폐기물	11	0	3	0	0	0	2	5	1	0	0	0	0
										음식물류폐기물	6	5	0	1	0	0	0	0	0	0	0	0	0
										사업장배출계	0	0	0	0	0	0	0	0	0	0	0	0	0

구분		허가대상 폐기물	업체명	등록·관리번호 (승인·허가일)	대표자	소재지	전화번호	2013년 처리량 (톤/년)	수집·운반 차량 현황														
시도	시군구								총계 (대)			밀폐식 차량 (대)	운반용 압착·압축 차량(대)	기계식 상차장치 부착차량 (대)	수거·교반 차량(대)	발효 차량(대)	탱크 로리(대)	카고 트럭(대)	암롤 트럭(대)	컨테이너 트럭(대)	버켓 로더(대)	덤프 트럭(대)	기타(대)
충북	영동군	생활	서진환경	제2010-2호 2010.8.27	박영덕	영동읍 계산리 206-5	743-0707	6,149	용도	생활폐기물	7		3					3	1				
										음식물류폐기물	0												
										사업장배출계	0												
		사업장	성화산업개발㈜	제2008-1호 2008.11.24	황정하	용산면 천작리 69-2	745-8688	3,000	용도	생활폐기물	2						1	1					
										음식물류폐기물	0												
										사업장배출계	0												
		사업장	한양개발	제2011-1호 2011.4.8	황국서	영동읍 계산리 692-5	743-6353	2,000	용도	생활폐기물	2						1	1					
										음식물류폐기물	0												
										사업장배출계	0												
		사업장	충대자원	제2007-2호 2007-4.30	장시숙	양강면 괴목리 685	743-9696	200	용도	생활폐기물	0												
										음식물류폐기물	6	5		1									
										사업장배출계	0												
	증평군계		6 업체					18,453	용도	생활폐기물	7	4	3	0	0	0	0	0	0	0	0	0	0
										음식물류폐기물	0	0	0	0	0	0	0	0	0	0	0	0	0
										사업장배출계	10	0	0	5	0	0	0	3	2	0	0	0	0
	증평군	생활	㈜증평환경	제1998-1호 (98.10.27)	박종구	증평읍 중앙로 259	043)836-5100	3,382	용도	생활폐기물	4	2	2										
										음식물류폐기물	0												
										사업장배출계	0												
		생활	㈜청풍	제2000-1호 (00.01.05)	연광영	증평읍 초중6길 30	043)838-0011	3,504	용도	생활폐기물	3	2	1										
										음식물류폐기물	0												
										사업장배출계	0												
		사업장	청풍환경	제2003-5호 (03.10.02)	박연수	증평읍 초중6길 30	043)838-9937	11,417	용도	생활폐기물	0												
										음식물류폐기물	0												
										사업장배출계	3							1	2				
		사업장	삼동자원환경	제2012-1 (12.05.10)	최동수	증평군 증평읍 창신로 64-1	043)836-0312	5	용도	생활폐기물	0												
										음식물류폐기물	0												
										사업장배출계	3			2				1					
		사업장	알앤씨환경	제2013-1호 (13.01.02)	이승규	증평군 도안면 화성로 94	043)838-9488	145	용도	생활폐기물	0												
										음식물류폐기물	0												
										사업장배출계	2			2									
		사업장	태진환경자원	제2013-2호 (13.03.11)	김보미	증평군 증평읍 삼보로 13	043)838-9547	0	용도	생활폐기물	0												
										음식물류폐기물	0												
										사업장배출계	2			1				1					
	진천군계		39 업체					65,988	용도	생활폐기물	31	0	5	4	0	0	0	14	8	0	0	0	0
										음식물류폐기물	9	4	2	3	0	0	0	0	0	0	0	0	0
										사업장배출계	98	14	1	38	0	0	0	16	22	2	0	5	0
	진천군	생활	㈜충북환경	1 (93.01.26)	최두일	진천읍 장관리 544	532-5754	5,028	용도	생활폐기물	14		4					9	1				
										음식물류폐기물	0												
										사업장배출계	0												
		생활	한국환경	2 (01.06.28)	황태영	진천읍 교성리 31-76	532-3030	3,155	용도	생활폐기물	6							2	4				
										음식물류폐기물	0												
										사업장배출계	0												
		사업장	산수환경개발	4 (01.01.04)	김창연	진천읍 읍내리 243-3	533-1738	0	용도	생활폐기물	0												
										음식물류폐기물	0												
										사업장배출계	3								3				
		사업장	대한환경	5 (97.01.23)	김종관	이월면 노원리 772	536-5755	1,111	용도	생활폐기물	0												
										음식물류폐기물	0												
										사업장배출계	6		1	1				1	3				
		사업장	㈜평화환경개발	6 (01.11.17)	박장연	진천읍 장관리 445-1	533-7596	0	용도	생활폐기물	0												
										음식물류폐기물	0												
										사업장배출계	6			2				2	2				
		생활	자원재활용상사	9 (04.03.04)	권인숙	진천읍 벽암리 157	537-7887	0	용도	생활폐기물	4			3				1					
										음식물류폐기물	0												
										사업장배출계	0												
		사업장	가이아산업㈜	10 (05.07.06)	오세문	진천읍 교성리 188-1	537-7031	1	용도	생활폐기물	0												
										음식물류폐기물	0												
										사업장배출계	2			1					1				

구분		허가대상 폐기물	업체명	등록·관리번호 (승인·허가일)	대표자	소재지	전화번호	2013년 처리량 (톤/년)	수집·운반 차량 현황														
시도	시군구								총계 (대)			밀폐식 차량 (대)	운반용 압착·압축 차량(대)	기계식 상차장치 부착차량 (대)	수거·교반 차량(대)	발효 차량(대)	탱크 로리(대)	카고 트럭(대)	암롤 트럭(대)	컨테이너 트럭(대)	버켓 로더(대)	덤프 트럭(대)	기타(대)
충북	진천군	사업장	㈜에코코리아	19 (04.11.26)	김병국	진천읍 성석리 559-2	536-5550	31,786	용도	생활폐기물	0												
										음식물류폐기물	0												
										사업장배출계	4			2					2				
		사업장	㈜풍농그린파트너스	28 (06.10.11)	이해정	초평면 용정리 43-1	031-885-5555	836	용도	생활폐기물	4		1					1	2				
										음식물류폐기물	0												
										사업장배출계	0												
		사업장	한일자원	30 (06.01.11)	오철환	덕산면 합목리 396-1	537-3522	106	용도	생활폐기물	0												
										음식물류폐기물	0												
										사업장배출계	3			1				1	1				
		사업장	서린환경	38 (07.02.28)	최창웅	진천읍 장관리 583-1		2,492	용도	생활폐기물	0												
										음식물류폐기물	5	1	2	2									
										사업장배출계	0												
		사업장	대성자원	39 (07.05.14)	유기성	초평면 연담리 293	838-3547	3,050	용도	생활폐기물	0												
										음식물류폐기물	0												
										사업장배출계	2			1					1				
		사업장	번성환경	40 (07.05.22)	정필교	문백면 태락리 69-1	532-9736	626	용도	생활폐기물	0												
										음식물류폐기물	0												
										사업장배출계	2	2											
		사업장	청주환경	2007-9 (07.10.05)	구연승	진천읍 읍내리 471-132		0	용도	생활폐기물	0												
										음식물류폐기물	0												
										사업장배출계	4			2				2					
		사업장	중부특수산업㈜	43 (07.12.27)	이지형	문백면 옥성리 558-1	534-9303	0	용도	생활폐기물	0												
										음식물류폐기물	0												
										사업장배출계	2			2									
		사업장	㈜세기자원	2008-01 (08.01.29)	강원호	덕산면 용몽리 492-2	537-1717	0	용도	생활폐기물	0												
										음식물류폐기물	0												
										사업장배출계	3			2				1					
		사업장	㈜성안기업	2008-01 (08.04.07)	김기준	문백면 구곡리 577-1	534-2085	0	용도	생활폐기물	0												
										음식물류폐기물	0												
										사업장배출계	8	8											
		사업장	주화산업	2008-02 (08.05.13)	박희연	초평면 은암리 283	213-6677	0	용도	생활폐기물	0												
										음식물류폐기물	0												
										사업장배출계	2			1						1			
		사업장	와이엠자원	2008-04 (08.07.22)	강희옥	진천읍 송두리 1-12	532-6867	21	용도	생활폐기물	0												
										음식물류폐기물	0												
										사업장배출계	2			1						1			
		사업장	백산개발	2008-05 (08.08.21)	이지형	문백면 태락리 264-2	532-5540	1	용도	생활폐기물	0												
										음식물류폐기물	0												
										사업장배출계	3			1				2					
		사업장	㈜지피산업	2009-3 (09.07.09)	구용림	진천읍 송두리 1-12	532-9888	0	용도	생활폐기물	0												
										음식물류폐기물	0												
										사업장배출계	2			2									
		사업장	에코서비스	2010-01 (10.02.22)	김병규	진천읍 성석리 559-2	536-5550	3,203	용도	생활폐기물	0												
										음식물류폐기물	0												
										사업장배출계	2			1					1				
		사업장	거성환경	2010-02 (10.04.26)	정낙교	이월면 송림리 340	537-2929	0	용도	생활폐기물	0												
										음식물류폐기물	0												
										사업장배출계	3			1					2				
		사업장	㈜그린플러스산업	2010-03 (10.06.10)	이순희	초평면 용정리 207	534-5114	8,180	용도	생활폐기물	0												
										음식물류폐기물	0												
										사업장배출계	3			1				1	1				
		생활	㈜낙원환경	2010-04 (10.06.22)	박영수	진천읍 벽암리 461	533-1774	0	용도	생활폐기물	0												
										음식물류폐기물	4	3		1									
										사업장배출계	0												
		사업장	㈜바이오그린	2010-05 (10.07.01)	임숙자	진천읍 읍내리 444-6 YM빌딩 305호	533-3328	710	용도	생활폐기물	0												
										음식물류폐기물	0												
										사업장배출계	2			1					1				

구분		허가대상 폐기물	업체명	등록·관리번호 (승인·허가일)	대표자	소재지	전화번호	2013년 처리량 (톤/년)	수집·운반 차량 현황														
시도	시군구								총계 (대)			밀폐식 차량 (대)	운반용 압착·압축 차량(대)	기계식 상차장치 부착차량 (대)	수거·교반 차량(대)	발효 차량(대)	탱크로리(대)	카고 트럭(대)	암롤 트럭(대)	컨테이너 트럭(대)	버켓 로더(대)	덤프 트럭(대)	기타(대)
충북	진천군	사업장	㈜오성아이케이	2010-06 (10.10.07)	김진옥	이월면 사곡리 835-1	537-2020	3,998	용도	생활폐기물	0												
										음식물류폐기물	0												
										사업장배출계	6			2				4					
		사업장	㈜친환경	2011-01 (11.06.09)	최상규	덕산면 용몽리 576-10	535-6644	281	용도	생활폐기물	0												
										음식물류폐기물	0												
										사업장배출계	3			1					2				
		사업장	대상자원	2011-02 (11.08.01)	정운래	광혜원면 죽현리 417-9		0	용도	생활폐기물	0												
										음식물류폐기물	0												
										사업장배출계	2			2									
		사업장	㈜그린플러스산업	2011-03 (11.10.05)	이순희	초평면 용정리 207	534-5114	0	용도	생활폐기물	3			1				1	1				
										음식물류폐기물	0												
										사업장배출계	0												
		사업장	㈜에코에스디엠	2011-04 (11.10.11)	손원구	덕산면 용몽리 594-21	536-9700	0	용도	생활폐기물	0												
										음식물류폐기물	0												
										사업장배출계	2								2				
		사업장	우리환경	2011-05 (11.11.03)	김진구	진천군 가산리 148-2		0	용도	생활폐기물	0												
										음식물류폐기물	0												
										사업장배출계	2	1		1									
		사업장	(주)덕천	2012-01 (12.04.03)	정종원	이월면 신월리 53-5	532-9757	85	용도	생활폐기물	0												
										음식물류폐기물	0												
										사업장배출계	4			2				2					
		사업장	동광자원	2012-02 (12.05.03)	임상모	문백면 도하리 183-2	533-4581	0	용도	생활폐기물	0												
										음식물류폐기물	0												
										사업장배출계	2			2									
		사업장	엄지자원	2012-05 (12.08.29)	조창환	진천읍 송두리 148		0	용도	생활폐기물	0												
										음식물류폐기물	0												
										사업장배출계	2	1		1									
		사업장	보창환경철강(주)	2012-06 (12.11.05)	권순의	이월면 신월리 317-1	535-4800	0	용도	생활폐기물	0												
										음식물류폐기물	0												
										사업장배출계	2	1		1									
		사업장	황금자원	2012-07 (12.12.03)	조평옥	이월면 신월리 53-37	532-1333	0	용도	생활폐기물	0												
										음식물류폐기물	0												
										사업장배출계	2			2									
		사업장	㈜신아로지스	2013-01 (13.1.15)	박남희	진천읍 읍내리 444-6 YM빌딩 3층301호(내306호)	070-7795-9546	1,318	용도	생활폐기물	0												
										음식물류폐기물	0												
										사업장배출계	5											5	
		사업장	대성철거산업	2013-02 (13.9.23)	임영민	문백면 구곡1길 23-6	537-1112	0	용도	생활폐기물	0												
										음식물류폐기물	0												
										사업장배출계	2	1		1									
	괴산군계		5 업체					4,344	용도	생활폐기물	9	0	5	0	0	0	0	2	1	0	0	1	0
										음식물류폐기물	0	0	0	0	0	0	0	0	0	0	0	0	0
										사업장배출계	4	0	2	0	0	0	0	0	1	1	0	0	0
	괴산군	생활	괴산환경	1(1995-09-19)	노춘자	괴산읍 서부리 750-7	832-6468	2,198	용도	생활폐기물	3		2						1				
										음식물류폐기물	0												
										사업장배출계	0												
		생활	건흥환경	6(1995-05-08)	김태익	괴산읍 서부리 102-3	832-7868	665	용도	생활폐기물	3		2									1	
										음식물류폐기물	0												
										사업장배출계	0												
		생활	청솔환경	8(2000-07-31)	함선화	괴산읍 서부리 321-4	834-5149	626	용도	생활폐기물	3		1					2					
										음식물류폐기물	0												
										사업장배출계	0												
		사업장	(주)혜인	2013-5(2013-07-23)	송민영	사리면 사담소매길 59	836-5381	190	용도	생활폐기물	0												
										음식물류폐기물	0												
										사업장배출계	2								1	1			
		사업장	동해자원	2013-6(2013-08-08)	최정주	괴산읍 서부리 108-1	833-9909	665	용도	생활폐기물	0												
										음식물류폐기물	0												
										사업장배출계	2		2										

구분		허가대상 폐기물	업체명	등록·관리번호 (승인·허가일)	대표자	소재지	전화번호	2013년 처리량 (톤/년)	수집·운반 차량 현황														
시도	시군구								총계 (대)			밀폐식 차량 (대)	운반용 압착·압축 차량(대)	기계식 상차장치 부착차량 (대)	수거·교반 차량(대)	발효 차량(대)	탱크 로리(대)	카고 트럭(대)	암롤 트럭(대)	컨테이너 트럭(대)	버켓 로더(대)	덤프 트럭(대)	기타(대)
충북	음성군계		35 업체					41,747	용도	생활폐기물	28	8	7	0	2	0	0	10	1	0	0	0	0
										음식물류폐기물	6	4	2	0	0	0	0	0	0	0	0	0	0
										사업장배출계	62	13	1	31	0	0	0	0	9	3	0	5	0
	음성군	생활	㈜음성환경	2 (1996.09.02)	남창윤	맹동면 쌍정리 73	881-4430	4,485	용도	생활폐기물	6	2	1					3					
										음식물류폐기물	0												
										사업장배출계	0												
		사업장	㈜태림RCR	3 (1996.10.28)	최경호	대소면 대풍리 452	535-0090	4,931	용도	생활폐기물	0												
										음식물류폐기물	0												
										사업장배출계	2								2				
		생활	문화환경	13 (1998.11.30)	이재희	음성읍 신천리 550-4	873-5300	4,240	용도	생활폐기물	4	1	1					2					
										음식물류폐기물	0												
										사업장배출계	0												
		생활	중부환경	14 (1998.11.30)	이병철	감곡면 왕장리 540-23	881-5380	3,028	용도	생활폐기물	6	1	1		1			3					
										음식물류폐기물	0												
										사업장배출계	0												
		사업장	남양산업	16 (1999.10.18)	신상건	음성읍 읍내리 618-30	872-0972	0	용도	생활폐기물	0												
										음식물류폐기물	0												
										사업장배출계	2								2				
		생활	㈜대소환경개발	2001-1 (2001.05.09)	임도형	대소면 삼정리 467	877-9691	3,439	용도	생활폐기물	0												
										음식물류폐기물	0												
										사업장배출계	2			1					1				
		사업장	㈜늘푸른환경	26 (2001.06.16)	정석주	맹동면 쌍정리 73	881-4430	508	용도	생활폐기물	0												
										음식물류폐기물	0												
										사업장배출계	2			1					1				
		사업장	드림환경㈜	2001-6 (2001.12.29)	오치성	대소면 오산리 148-5	881-2669	471	용도	생활폐기물	0												
										음식물류폐기물	0												
										사업장배출계	2			1					1				
		사업장	금호환경	2003-2 (2003.07.25)	강석주	금왕읍 본대리 137-1	877-9677	2,409	용도	생활폐기물	0												
										음식물류폐기물	0												
										사업장배출계	2			1						1			
		사업장	영광산업	2005-2 (2005.04.13)	김연주	생극면 신양리 444-9	877-4870	0	용도	생활폐기물	0												
										음식물류폐기물	0												
										사업장배출계	3			2					1				
		사업장	청정환경㈜	2006-1 (2006.02.23)	김상욱	대소면 부윤리 178-2	882-6601	0	용도	생활폐기물	0												
										음식물류폐기물	0												
										사업장배출계	2			1					1				
		사업장	㈜대소환경개발	2006-4 (2006.12.14)	임도형	대소면 삼정리 467	877-9691	3,101	용도	생활폐기물	6	1	2		1			2					
										음식물류폐기물	0												
										사업장배출계	0												
		사업장	cw환경	2007-3 (2007.08.09)	오훈택	대소면 오산리 101-4	883-8572	7,200	용도	생활폐기물	0												
										음식물류폐기물	6	4	2										
										사업장배출계	0												
		사업장	제일농장	2007-4 (2007.09.11)	구향숙	감곡면 문촌리 466	882-7869	550	용도	생활폐기물	0												
										음식물류폐기물	0												
										사업장배출계	2	2											
		사업장	주신자원환경	2007-5 (2007.11.27)	이엽자	삼성면 상곡리 156	883-9048	177	용도	생활폐기물	0												
										음식물류폐기물	0												
										사업장배출계	2			2									
		생활	클린환경	2010-1 (2010.11.09)	안병윤	금왕읍 정생리 246-1	873-3844	568	용도	생활폐기물	3	1	2										
										음식물류폐기물	0												
										사업장배출계	0												
		생활	삼동환경	2010-2 (2010.11.09)	지관영	삼성면 덕정리 563	883-1222	1,807	용도	생활폐기물	3	2							1				
										음식물류폐기물	0												
										사업장배출계	0												
		사업장	음성축산업 협동조합	2011-1 (2011.1.14)	조철희	삼성면 상곡리 263외1	881-2586	3,864	용도	생활폐기물	0												
										음식물류폐기물	0												
										사업장배출계	2			2									

구분		허가대상 폐기물	업체명	등록·관리번호 (승인·허가일)	대표자	소재지	전화번호	2013년 처리량 (톤/년)	수집·운반 차량 현황															
시도	시군구								총계 (대)			밀폐식 차량 (대)	운반용 압착·압축 차량(대)	기계식 상차장치 부착차량 (대)	수거·교반 차량(대)	발효 차량(대)	탱크 로리(대)	카고 트럭(대)	암롤 트럭(대)	컨테이너 트럭(대)	버켓 로더(대)	덤프 트럭(대)	기타(대)
충북	음성군	사업장	삼전환경개발	2011-3 (2011.6.21)	정택철	대소면 삼정리 273	883-8313	34	용도	생활폐기물	0												
										음식물류폐기물	0												
										사업장배출계	2			2									
		사업장	우성자원	2011-7 (2011.12.22)	임병도	생극면 능안로 13번길	881-4959	0	용도	생활폐기물	0												
										음식물류폐기물	0												
										사업장배출계	2	1		1									
		사업장	서진자원	2011-8 (2011.12.22)	최경섭	대소면 대동로 634-4	882-9794	0	용도	생활폐기물	0												
										음식물류폐기물	0												
										사업장배출계	2	1		1									
		사업장	경남고물상	2011-9 (2011.12.22)	신영철	대소면 대동로 428번길 5	881-0213	0	용도	생활폐기물	0												
										음식물류폐기물	0												
										사업장배출계	2	1		1									
		사업장	로뎀자원	2011-10 (2011.12.22)	나화연	생극면 오신로 456-9	878-1043	8	용도	생활폐기물	0												
										음식물류폐기물	0												
										사업장배출계	2	1		1									
		사업장	형제상사	2011-11 (2011.12.22)	유용근	생극면 음성로 1868-3	877-3684	0	용도	생활폐기물	0												
										음식물류폐기물	0												
										사업장배출계	2			2									
		사업장	만승환경	2011-12 (2011.12.22)	김은순	삼성면 대청로 71	878-2810	0	용도	생활폐기물	0												
										음식물류폐기물	0												
										사업장배출계	2			2									
		사업장	씨케이리싸이클링㈜	2011-13 (2011.12.22)	박찬훈	대소면 한삼로 262	877-4654	0	용도	생활폐기물	0												
										음식물류폐기물	0												
										사업장배출계	7	6	1										
		사업장	그린자원	2012-22 (2012.07.18)	석응람	대소면 내산길 215-13		0	용도	생활폐기물	0												
										음식물류폐기물	0												
										사업장배출계	1			1									
		사업장	명원환경	제2007-1호 (2007.01.02)	김명렬	금왕읍 무극리 594-38	881-1827	0	용도	생활폐기물	0												
										음식물류폐기물	0												
										사업장배출계	4											4	
		사업장	미래자원	제2012-13호 (2012.03.30)	정동창	맹동면 덕금로 39		21	용도	생활폐기물	0												
										음식물류폐기물	0												
										사업장배출계	1											1	
		사업장	㈜현대스크랩	제2012-12호 (2012.07.25)	한대교	삼성면 천평리 1-35	043-882-1337	0	용도	생활폐기물	0												
										음식물류폐기물	0												
										사업장배출계	3			3									
		사업장	운력자원	제2012-12호 (2012.03.30)	박종덕	맹동면 마산리 213		23	용도	생활폐기물	0												
										음식물류폐기물	0												
										사업장배출계	1	1											
		사업장	가인자원	제2012-22호 (2012.08.02)	김종선	맹동면 용촌길 53-11	883-4959	0	용도	생활폐기물	0												
										음식물류폐기물	0												
										사업장배출계	2			2									
		사업장	이구상사	제2012-24호 (2012.08.28)	장병관	감곡면 음성로 2294		882	용도	생활폐기물	0												
										음식물류폐기물	0												
										사업장배출계	2								2				
		사업장	연합리싸이클	제2013-22호 (2013.09.17)	조성근	맹동면 덕금로 385	877-7842	0	용도	생활폐기물	0												
										음식물류폐기물	0												
										사업장배출계	2			2									
		사업장	(합)조광	제2013-29호 (2013.12.30)	김용근	소이면 충청대로 1774		0	용도	생활폐기물	0												
										음식물류폐기물	0												
										사업장배출계	2			2									
	단양군계		5 업체					126,911	용도	생활폐기물	0	0	0	0	0	0	0	0	0	0	0	0	0
										음식물류폐기물	0	0	0	0	0	0	0	0	0	0	0	0	0
										사업장배출계	51	46	0	0	0	0	0	0	0	0	0	5	0
	단양군	사업장	㈜대일	제8호 2000.5.25	반창식	충북 단양군 매포읍 우덕리 11-6층	043-421-9300	55,903	용도	생활폐기물	0												
										음식물류폐기물	0												
										사업장배출계	25	25											

구분		허가대상 폐기물	업체명	등록·관리번호 (승인·허가일)	대표자	소재지	전화번호	2013년 처리량 (톤/년)	수집·운반 차량 현황														
시도	시군구								총계 (대)			밀폐식 차량 (대)	운반용 압착·압축 차량(대)	기계식 상차장치 부착차량 (대)	수거·교반 차량(대)	발효 차량(대)	탱크 로리(대)	카고 트럭(대)	암롤 트럭(대)	컨테이너 트럭(대)	버켓 로더(대)	덤프 트럭(대)	기타(대)
충북	단양군	사업장	㈜삼정지앤씨	2000.10.10	김유찬	충북 단양군 매포읍 우덕리 11-6	043-423-4211	10,640	용도	생활폐기물	0												
										음식물류폐기물	0												
										사업장배출계	4	4											
		사업장	(유)청솔환경	제2007-2호 2007.04.17.	유호상	충북 단양군 매포읍 평동리 353	043-423-0084	49,888	용도	생활폐기물	0												
										음식물류폐기물	0												
										사업장배출계	17	17											
		사업장	서진환경자원	제2012-2호 2012.10.12.	김기수	충북 단양군 단양읍 상진19길-7	043-422-4589	268	용도	생활폐기물	0												
										음식물류폐기물	0												
										사업장배출계	2											2	
		사업장	삼광건기	제2012-1호 2012.04.18.	송병갑	충북 단양군 단양읍 상진리 407	043-646-1157	10,212	용도	생활폐기물	0												
										음식물류폐기물	0												
										사업장배출계	3											3	
충남	소계		283 업체					3,761,687	용도	총계	1,364	140	132	255	28	0	30	97	257	21	0	322	82
										생활폐기물	303	42	87	26	5	0	4	19	60	2	0	51	7
										음식물류폐기물	66	13	15	2	17	0	3	11	0	0	0	1	4
										사업장배출계	995	85	30	227	6	0	23	67	197	19	0	270	71
	천안시계		90 업체					537,469	용도	생활폐기물	56	13	14	4	0	0	0	4	21	0	0	0	0
										음식물류폐기물	6	5	0	1	0	0	0	0	0	0	0	0	0
										사업장배출계	265	14	5	127	0	0	0	33	84	0	0	2	0
	천안시	생활	(합)천안청화공사	1993-00001(1993.3.6)	김남진	동남구 용곡동 288-2	557-9700	49,138	용도	생활폐기물	3	1	1	1	0	0	0	0	0	0	0	0	0
										음식물류폐기물	0	0	0	0	0	0	0	0	0	0	0	0	0
										사업장배출계	0	0	0	0	0	0	0	0	0	0	0	0	0
		생활/사업장	중부환경㈜	1994-00002(1994.4.13)	김두화	서북구 성거읍 신월리 230	583-0255	33,094	용도	생활폐기물	11								11				
										음식물류폐기물	0												
										사업장배출계	0												
		생활/사업장	㈜동우	1994-00003(1994.4.13)	이태희	서북구 성거읍 신월리 230	583-4456	24,303	용도	생활폐기물	0												
										음식물류폐기물	0												
										사업장배출계	7							1	6				
		생활/사업장	삼화환경㈜	1994-00004(1994.5.14)	김영식	서북구 두정동 395-6	568-4518	2,758	용도	생활폐기물	0												
										음식물류폐기물	0												
										사업장배출계	2			1					1				
		사업장	㈜그린환경	1994-00005(1994.10.28)	임국빈	동남구 광덕면 행정리 197-3	568-0116	22	용도	생활폐기물	5		1	1					3				
										음식물류폐기물	0												
										사업장배출계	2			1					1				
		사업장	㈜민성환경	1995-00006(1995.5.29)	유형록	동남구 신방동 784-2 기자재상가	570-6100	45,291	용도	생활폐기물	0												
										음식물류폐기물	0												
										사업장배출계	5								5				
		사업장	삼육환경	1996-00009(1996.6.27)	박동현	동남구 청수동 209 극동@상가114	564-3633	23,394	용도	생활폐기물	0												
										음식물류폐기물	0												
										사업장배출계	7							1	5			1	
		사업장	애경유통	1998-00011(1998.2.13)	김봉자	동남구 목천읍 삼성리 203-10	552-3908	100	용도	생활폐기물	0												
										음식물류폐기물	0												
										사업장배출계	15	2		10				3					
		사업장	형제유지	2000-00004(2000.1.31)	박의화	동남구 병천면 가전리 577-7	523-4539	16,642	용도	생활폐기물	0												
										음식물류폐기물	0												
										사업장배출계	18			17					1				
		생활/사업장	영흥산업환경㈜	2000-00006(2000.4.6)	김창복	동남구 목천읍 소사리 187-5	554-7811	7,254	용도	생활폐기물	2		1						1				
										음식물류폐기물	0												
										사업장배출계	2							1				1	
		사업장	원광종합개발㈜	2001-00002(2001.7.16)	이강만	동남구 구룡동 2 화물터미널	568-1158	33,238	용도	생활폐기물	3	1	1						1				
										음식물류폐기물	0												
										사업장배출계	5			1					4				
		사업장	대진환경㈜	2001-00007(2001.8.2)	박병일	서북구 성거읍 저리 42-6	555-8602	879	용도	생활폐기물	2			1					1				
										음식물류폐기물	0												
										사업장배출계	0												
		생활/사업장	하나환경㈜	2001-00009(2001.9.7)	유경환	동남구 광덕면 신덕리 171-4	568-0116	9,347	용도	생활폐기물	2	1	1										
										음식물류폐기물	0												
										사업장배출계	2								2				

구분		허가대상 폐기물	업체명	등록·관리번호 (승인·허가일)	대표자	소재지	전화번호	2013년 처리량 (톤/년)	수집·운반 차량 현황															
시도	시군구								총계 (대)			밀폐식 차량 (대)	운반용 압착·압축 차량(대)	기계식 상차장치 부착차량 (대)	수거·교반 차량(대)	발효 차량(대)	탱크 로리(대)	카고 트럭(대)	암롤 트럭(대)	컨테이너 트럭(대)	버켓 로더(대)	덤프 트럭(대)	기타(대)
충남	천안시	사업장	해성타이어	2002-00007(2002.12.16)	강남수	서북구 업성동 239-5	583-5838	319	용도	생활폐기물	0													
										음식물류폐기물	0													
										사업장배출계	2			1				1						
		생활	보령유지	2002-00010(2002.11.25)	장점례	동남구 목천읍 삼성리 203-9	574-4203	353	용도	생활폐기물	2							2						
										음식물류폐기물	0													
										사업장배출계	0													
		생활/사업장	㈜늘푸른세상	2003-00002(2003.9.4)	김명애	동남구 신부동 18-6	554-1727	0	용도	생활폐기물	2	1	1											
										음식물류폐기물	0													
										사업장배출계	6			6										
		생활/사업장	상록수환경㈜	2003-00008(2003.6.4)	장인수	동남구 구성동 128-3	622-2772	13,692	용도	생활폐기물	3		1						2					
										음식물류폐기물	0													
										사업장배출계	3			1					2					
		사업장	㈜동진산업	2003-00012(2003.11.21)	이범기	서북구 신당동 453-2	585-6676	357	용도	생활폐기물	0													
										음식물류폐기물	0													
										사업장배출계	5			2				2	1					
		사업장	서천환경산업㈜	2003-00013(2003.09.26)	황남진	서북구 차암동 38-1,2,3	522-5009		용도	생활폐기물	0													
										음식물류폐기물	0													
										사업장배출계	5			2				3						
		사업장	가나환경	2004-00002(2004.10.8)	김종태	서북구 성환읍 율금리 18-10	522-5478	92	용도	생활폐기물	0													
										음식물류폐기물	0													
										사업장배출계	2								2					
		사업장	청암이엔텍㈜	2005-00001(2005.2.4)	전병주	동남구 삼룡동 341-5	584-9008	29,860	용도	생활폐기물	0													
										음식물류폐기물	0													
										사업장배출계	3								3					
		사업장	㈜가아환경	2005-00002(2005.4.16)	김철호	서북구 입장면 가산리 352-25		0	용도	생활폐기물	0													
										음식물류폐기물	0													
										사업장배출계	3			2					1					
		사업장	해선물산	2005-00004(2005.12.14)	김용광	서북구 성환읍 안궁리 259-1	581-1725	0	용도	생활폐기물	0													
										음식물류폐기물	0													
										사업장배출계	2			1				1						
		사업장	문성환경	2005-00005(2005.12.28)	정규태	서북구 성거읍 문덕리 29-14	622-0096	107	용도	생활폐기물	0													
										음식물류폐기물	0													
										사업장배출계	2			1				1						
		사업장	(주)고고스틸	2006-00002(2006.07.12)	안기창	신방동 784-1번지 천안산업기자재유통단지 2046호	523-2184	0	용도	생활폐기물	0													
										음식물류폐기물	0													
										사업장배출계	2			2										
		사업장	(주)서진엔바이로	2006-00003(2006.07.31)	김복순	동남구 구룡동 1번지 중부화물터미널320호	561-8811	0	용도	생활폐기물	0													
										음식물류폐기물	0													
										사업장배출계	2								2					
		사업장	충남상사	2006-00007(2006.12.7)	이재근	동남구 성황동 17-6	621-6285	103	용도	생활폐기물	0													
										음식물류폐기물	0													
										사업장배출계	3			2				1						
		사업장	(주)쎄미싸이클	2006-00006(2006.11.29)	이순덕	서북구 두정동 178-25번지		0	용도	생활폐기물	0													
										음식물류폐기물	0													
										사업장배출계	2			1					1					
		생활	뉴클린환경산업㈜	2007-00002(1998.6.22)	한상복	서북구 직산읍 군동리 301	582-6113	155	용도	생활폐기물	2	1	1											
										음식물류폐기물	0													
										사업장배출계	0													
		사업장	뉴클린코리아㈜	2007-00001(2007.2.5)	신승범	서북구 직산읍 군동리 301	588-1300	914	용도	생활폐기물	0													
										음식물류폐기물	0													
										사업장배출계	2			1				1						
		생활/사업장	현무환경㈜	2007-00010(2007.5.23)	이길수	동남구 구룡동 1 화물터미널205	561-0949	26,069	용도	생활폐기물	2	1		1										
										음식물류폐기물	0													
										사업장배출계	4			1					3					
		생활	한들대창환경㈜	2007-00006(2007.4.10)	정평희	서북구 백석동 574	565-9933	32,732	용도	생활폐기물	0													
										음식물류폐기물	2	2												
										사업장배출계	0													

구분		허가대상 폐기물	업체명	등록·관리번호 (승인·허가일)	대표자	소재지	전화번호	2013년 처리량 (톤/년)	수집·운반 차량 현황														
시도	시군구								총계 (대)			밀폐식 차량 (대)	운반용 압착·압축 차량(대)	기계식 상차장치 부착차량 (대)	수거·교반 차량(대)	발효 차량(대)	탱크 로리(대)	카고 트럭(대)	암롤 트럭(대)	컨테이너 트럭(대)	버켓 로더(대)	덤프 트럭(대)	기타(대)
충남	천안시	사업장	영전플라텍	2007-00005(2007.4.10)	고명준	동남구 대흥동 241번지		0	용도	생활폐기물	0												
										음식물류폐기물	0												
										사업장배출계	2			2									
		생활/사업장	한국특수금속㈜	2007-00025(2007.8.27)	홍승희	동남구 신반동 기자재유통단지	570-8959	0	용도	생활폐기물	0												
										음식물류폐기물	0												
										사업장배출계	2	1		1									
		생활/사업장	주식회사강산환경	2007-00008(2007.05.02)	박문옥	동남구 성남면 대흥리 424-1번지		1,592	용도	생활폐기물	0												
										음식물류폐기물	0												
										사업장배출계	3			1				1	1				
		생활/사업장	대가	2008-00012(2008.12.26)	전성기	동남구 풍세면 남관리 54-2		1,342	용도	생활폐기물	0												
										음식물류폐기물	0												
										사업장배출계	4			1					3				
		생활	동서환경㈜	2007-00028(2007.12.05)	이용래	동남구 수신면 발산리 356번지	557-3037	0	용도	생활폐기물	0												
										음식물류폐기물	0												
										사업장배출계	4	1	1						2				
		사업장	동일테크	2008-00002(2008.3.14)	노해영	서북구 입장면 용정리 94-2	900-4118	102	용도	생활폐기물	0												
										음식물류폐기물	0												
										사업장배출계	2			2									
		생활/사업장	자연보호환경㈜	2008-00003(2008.3.14)	류석	서북구 두정동 1192	070-7533-2112	77,928	용도	생활폐기물	2	1	1										
										음식물류폐기물	0												
										사업장배출계	10			1					9				
		사업장	알파산업	2008-00006(2008.8.13)	김경숙	서북구 성환읍 복모리 262	582-7863	531	용도	생활폐기물	0												
										음식물류폐기물	0												
										사업장배출계	2	1		1									
		사업장	미래자원	2008-00008(2008.10.16)	김상태	서북구 신당동 453-3		123	용도	생활폐기물	0												
										음식물류폐기물	0												
										사업장배출계	2			2									
		사업장	청산환경개발	2008-00009(2008.11.19)	정세봉	서북구 성환읍 매주리 358-2	570-8959	0	용도	생활폐기물	0												
										음식물류폐기물	0												
										사업장배출계	2			1				1					
		사업장	㈜보경	2008-00011(2008.12.24)	김상득	서북구 직산읍 군서리 410-4	583-2933	4,682	용도	생활폐기물	0												
										음식물류폐기물	0												
										사업장배출계	2			1					1				
		사업장	역수폐기물	2009-00001(2008.12.31)	엄순자	동남구 원성동 646-8	567-3035	7	용도	생활폐기물	0												
										음식물류폐기물	0												
										사업장배출계	3			2				1					
		사업장	세지자원	2009-00002(2009.1.20)	김영란	서북구 쌍용동 1648번지	574-4432	0	용도	생활폐기물	0												
										음식물류폐기물	0												
										사업장배출계	2		1	1									
		사업장	(주)림스타	2009-00003(2009-01-28)	이상환	동남구 수신면 발산리 356번지	563-6765	0	용도	생활폐기물	0												
										음식물류폐기물	0												
										사업장배출계	4		1	2				1					
		사업장	㈜청화	2009-00004 (2009-04-07)	김남일	수신면 신풍리 322-10번지	554-9706	4,714	용도	생활폐기물	0				0	0	0	0	0	0	0	0	0
										음식물류폐기물	0	0	0	0	0	0	0	0	0	0	0	0	0
										사업장배출계	3	0	2		0	0	0	0	1	0	0	0	0
		사업장	성진환경	2009-00005 (2009-04-22)	강석환	서북구 성환읍 율금리 773번지 두진@ 108동 904호	554-9706	64	용도	생활폐기물	0				0	0	0	0	0	0	0	0	0
										음식물류폐기물	0	0	0	0	0	0	0	0	0	0	0	0	0
										사업장배출계	2	1		1	0	0	0	0		0	0	0	0
		사업장	㈜리싸이텍코리아	2009-00009(2009.11.2)	김경수	동남구 동면 화덕리 106-2	568-1240	1,666	용도	생활폐기물	0												
										음식물류폐기물	0												
										사업장배출계	4			2				2					
		사업장	도솔환경산업㈜	2010-00002(2010.3.17)	임갑순	서북구 직산읍 자은가리 82-3	584-7007	59	용도	생활폐기물	2	1	1										
										음식물류폐기물	0												
										사업장배출계	0												
		사업장	㈜지에스텍	2010-00003(2010.4.5)	홍기수	서북구 성환읍 성환리 22	584-7041	39,580	용도	생활폐기물	0												
										음식물류폐기물	0												
										사업장배출계	3								3				

구분		허가대상 폐기물	업체명	등록·관리번호 (승인·허가일)	대표자	소재지	전화번호	2013년 처리량 (톤/년)	수집·운반 차량 현황															
시도	시군구								총계 (대)			밀폐식 차량 (대)	운반용 압착·압축 차량(대)	기계식 상차장치 부착차량 (대)	수거·교반 차량(대)	발효 차량(대)	탱크 로리(대)	카고 트럭(대)	암롤 트럭(대)	컨테이너 트럭(대)	버켓 로더(대)	덤프 트럭(대)	기타(대)
충남	천안시	사업장	제일고철상사	2010-00004(2010.4.14)	김호경	서북구 성거읍 저리 57-8	556-0642	0	용도	생활폐기물	0													
										음식물류폐기물	0													
										사업장배출계	4			3				1						
		사업장	(주)씨제이스틸	2010-00005(2010-06-29)	이수구	서북구 차암동 66-1번지	557-6303	177	용도	생활폐기물	0													
										음식물류폐기물	0													
										사업장배출계	2			2										
		사업장	㈜힐리치이엔티	2010-00013(2010.9.29)	김지만	서북구 안서동 266-6	564-7700	437	용도	생활폐기물	2		1						1					
										음식물류폐기물	0													
										사업장배출계	2			1					1					
		사업장	우리환경㈜	2011-00001(2011.1.10)	정복수	동남구 목천읍 도장리300	556-5507	1,035	용도	생활폐기물	0													
										음식물류폐기물	0													
										사업장배출계	4								4					
		사업장	양당자원	2010-00014(2010-12-16)	양채근	서북구 직산읍 양당리 8-9번지	583-2245	0	용도	생활폐기물	0													
										음식물류폐기물	0													
										사업장배출계	3			3										
		사업장	(주)서부자원	2011-00002(2011-02-14)	이만섭	서북구 성환읍 복모리 476-1번지	581-0944	54	용도	생활폐기물	0													
										음식물류폐기물	0													
										사업장배출계	2			2										
		사업장	금강자원	2011-00003(2011.4.7)	정정성	서북구 부대동 211-3		307	용도	생활폐기물	0													
										음식물류폐기물	0													
										사업장배출계	2			1				1						
		생활/사업장	㈜동서특수	2011-00005(2011.3.15)	이상돈	동남구 구룡동 1번지 315호	561-5600	33,351	용도	생활폐기물	2	1	1											
										음식물류폐기물	0													
										사업장배출계	12								12					
		사업장	시너스	2011-00008(2011-04-29)	이민우	서북구 성환읍 성환리 344-183번지 C동 101호	908-9003	0	용도	생활폐기물	0													
										음식물류폐기물	0													
										사업장배출계	2			2										
		사업장	형제 리싸이클링	2011-00009(2011-05-31)	김대규	천안시 동남구 신부동 77-11번지 천광빌라 나동 303호	578-9868	0	용도	생활폐기물	0													
										음식물류폐기물	0													
										사업장배출계	4			2				2						
		사업장	고려금속	2011-00010(2011.5.31)	안효상	서북구 성정동 1165 106호		105	용도	생활폐기물	0													
										음식물류폐기물	0													
										사업장배출계	2			2										
		사업장	이레산업㈜	2011-00012(2011-07-06)	박경원	서북구 두정동 1157-1번지 엘림오피스텔 601호	584-9797	0	용도	생활폐기물	0													
										음식물류폐기물	0													
										사업장배출계	2			2										
		생활/사업장	신원인터내셔날㈜	2011-00013(2011-08-11)	유병희	서북구 성정동 1158번지 정일빌딩 2층	410-3621	13	용도	생활폐기물	2	1	1											
										음식물류폐기물	0													
										사업장배출계	2	1		1										
		사업장	형제물산	2011-00014(2011-12-14)	차희정	동남구 병천면 가전리 577-6번지	523-5439	6,654	용도	생활폐기물	0													
										음식물류폐기물	0													
										사업장배출계	5			5										
		사업장	영원환경개발	2011-00016(2011-10-31)	기보민	서북구 성환읍 성환리 375-5번지 1층	585-6646	300	용도	생활폐기물	0													
										음식물류폐기물	0													
										사업장배출계	2			2										
		사업장	대성유지	2012-00002(2012-01-17)	신순옥	동남구 병천면 병천리 243-1번지 2호실		0	용도	생활폐기물	0													
										음식물류폐기물	0													
										사업장배출계	2	1		1										
		사업장	수성환경	2012-00007(2012-04-09)	김병렬	동남구 정골1길 27 (구성동)	558-2606	0	용도	생활폐기물	0													
										음식물류폐기물	0													
										사업장배출계	2			2										
		사업장	그린산업	2012-00010(2012-04-30)	이종문	서북구 성환읍 율금리 478번지	588-5887	0	용도	생활폐기물	0													
										음식물류폐기물	0													
										사업장배출계	3			2					1					
		사업장	명지물산	2012-00014(2012-05-30)	차명규	동남구 병천면 가전리 577-6번지		0	용도	생활폐기물	0													
										음식물류폐기물	0													
										사업장배출계	2			2										

구분		허가대상 폐기물	업체명	등록·관리번호 (승인·허가일)	대표자	소재지	전화번호	2013년 처리량 (톤/년)	수집·운반 차량 현황														
시도	시군구								총계 (대)			밀폐식 차량 (대)	운반용 압착·압축 차량(대)	기계식 상차장치 부착차량 (대)	수거·교반 차량(대)	발효 차량(대)	탱크 로리(대)	카고 트럭(대)	암롤 트럭(대)	컨테이너 트럭(대)	버켓 로더(대)	덤프 트럭(대)	기타(대)
충남	천안시	사업장	(주)천안자원철거	2012-00016(2012-06-29)	김일수	서북구 성거읍 모전리 360번지		0	용도	생활폐기물	0												
										음식물류폐기물	0												
										사업장배출계	2			2									
		사업장	(주)경보산업	2012-00017(2012-07-19)	김찬수	서북구 두정동 1888번지		2,528	용도	생활폐기물	0												
										음식물류폐기물	0												
										사업장배출계	2	1		1									
		사업장	(주)케이텍	2012-00019(2012-08-02)	유광호	동남구 신부동 966번지 신부더샾오피스텔 940호		0	용도	생활폐기물	0												
										음식물류폐기물	0												
										사업장배출계	2	2											
		사업장	대성환경	2012-00024(2012-09-21)	유용환	서북구 성정동 1413번지 엠앤에이빌딩 401호	522-4856	208	용도	생활폐기물	0												
										음식물류폐기물	0												
										사업장배출계	4			2				2					
		사업장	송원알앤씨㈜	2012-00030(2012-11-14)	전명완	서북구 성거읍 오목리 5-2번지		309	용도	생활폐기물	0												
										음식물류폐기물	0												
										사업장배출계	2			2									
		사업장	대운개발	2012-00035(2012-12-04)	유은옥	동남구 풍세면 삼태리 206-1		8,629	용도	생활폐기물	0												
										음식물류폐기물	0												
										사업장배출계	2							2					
		사업장	금일스틸	201300005(2013-02-27)	정광현	서북구 업성2길 25-10		0	용도	생활폐기물	0												
										음식물류폐기물	0												
										사업장배출계	2			2									
		사업장	영창산업	2013-00001(2013-03-07)	조철호	동남구 천안천10길 915		0	용도	생활폐기물	0												
										음식물류폐기물	0												
										사업장배출계	2			2									
		사업장	㈜청송환경	2013-00004(2013-04-01)	김재영	동남구 광덕면 차령고개로 1073	564-3345	0	용도	생활폐기물	0												
										음식물류폐기물	0												
										사업장배출계	3								3				
		사업장	대신환경	2013-000009(2013-04-11)	김평환	서북구 입장면 성진로 1153		0	용도	생활폐기물	0												
										음식물류폐기물	0												
										사업장배출계	5			2				3					
		사업장	㈜세계로물류	2013-00021(2013-07-03)	김명옥	동남구 청당산업길 33 107호	551-4977	0	용도	생활폐기물	0												
										음식물류폐기물	0												
										사업장배출계	2								2				
		사업장	청명ECO	2013-00022(2013-07-11)	김영선	동남구 유량동 288-1(307호)		704	용도	생활폐기물	0												
										음식물류폐기물	4	3		1									
										사업장배출계	0												
		사업장	쌍둥이자원수지	2013-00025(2013-07-17)	박경미	서북구 쌍용동 일성(아) 107-601	573-7131	0	용도	생활폐기물	0												
										음식물류폐기물	0												
										사업장배출계	2			2									
		사업장	천안콘테이너스크랩	2013-00029(2013-08-16)	이병용	서북구 직산읍 양당로 206	572-5242	0	용도	생활폐기물	0												
										음식물류폐기물	0												
										사업장배출계	2	1		1									
		사업장	금탑비철금속㈜	2013-00033(2013-08-16)	박용원	동남구 북면 양곡리 474-1	584-1512	0	용도	생활폐기물	0												
										음식물류폐기물	0												
										사업장배출계	2	2											
		사업장	㈜청송환경	2013-00003(2013-04-01)	김재영	동남구 광덕면 차령고개로 1073	564-3345	0	용도	생활폐기물	3	1						2					
										음식물류폐기물	0												
										사업장배출계	0												
		사업장	신원인터내셔날㈜	2013-00012(2013-04-17)	유병희	서북구 성정동 1158 정일빌딩 2층	410-3621	0	용도	생활폐기물	2	1	1										
										음식물류폐기물	0												
										사업장배출계	0												
		사업장	송원알앤씨㈜	2013-00013(2013-05-09)	전명완	서북구 성거읍 망향로 904		0	용도	생활폐기물	2	1							1				
										음식물류폐기물	0												
										사업장배출계	0												
		사업장	대명자원	2013-00044(2013-12-13)	기현주	서북구 입장면 도림리 173-13		0	용도	생활폐기물	0												
										음식물류폐기물	0												
										사업장배출계	2			2									

구분		허가대상 폐기물	업체명	등록·관리번호 (승인·허가일)	대표자	소재지	전화번호	2013년 처리량 (톤/년)	수집·운반 차량 현황															
시도	시군구								총계 (대)			밀폐식 차량 (대)	운반용 압착·압축 차량(대)	기계식 상차장치 부착차량 (대)	수거·교반 차량(대)	발효 차량(대)	탱크 로리(대)	카고 트럭(대)	암롤 트럭(대)	컨테이너 트럭(대)	버켓 로더(대)	덤프 트럭(대)	기타(대)
충남	천안시	사업장	㈜용성테크	2013-00045(2013-12-13)	박일환	서북구 직산읍 양당리 359-2	556-1104	55	용도	생활폐기물	0													
										음식물류폐기물	0													
										사업장배출계	3			2					1					
	공주시계		20 업체					180,056	용도	생활폐기물	28	2	0	6	0	0	0	4	6	0	0	10	0
										음식물류폐기물	8	0	0	1	7	0	0	0	0	0	0	0	0
										사업장배출계	55	5	0	12	0	0	0	8	15	11	0	2	2
	공주시	사업장	공주환경	99-1(1999.01.07)	윤명중	공주시탄천면안영리 468-10	852-6498	16,841	용도	생활폐기물	0													
										음식물류폐기물	0													
										사업장배출계	3								3					
		사업장	백제환경	20-2(2000.06.16)	홍성식	공주시의당면오룡리 26-3	852-7222	0	용도	생활폐기물	0													
										음식물류폐기물	0													
										사업장배출계	3			1					2					
		생활	대길환경산업㈜	2001-1(2001.04.19)	조현묵	공주시이인면만수리 493	856-3001	343	용도	생활폐기물	8							4	4					
										음식물류폐기물	0													
										사업장배출계	0													
		사업장	전국환경	2005-1(2005.06.04)	유인철	공주시유구읍석남리 269-6	841-3366	40	용도	생활폐기물	0													
										음식물류폐기물	0													
										사업장배출계	2	1		1										
		사업장	신풍환경산업	2005-2(2005.09.21)	이노원	공주시신풍면산정리 143-4	841-1104	78	용도	생활폐기물	0													
										음식물류폐기물	0													
										사업장배출계	2			1								1		
		사업장	(합)칠칠공영	2006-4(2006.10.31)	윤명중	공주시 신풍면 산정리	852-6498	0	용도	생활폐기물	0													
										음식물류폐기물	0													
										사업장배출계	2			1				1						
		사업장	㈜중앙이엔비	2006-5(2006.11.02)	최석림	공주시반포면공암리427-1	857-9701	120,124	용도	생활폐기물	0													
										음식물류폐기물	0													
										사업장배출계	19							4	6	7			2
		생활	해성상사	2007-1(2007.01.09)	고장근	공주시 의당면 수촌리71	854-3061	718	용도	생활폐기물	3			2					1					
										음식물류폐기물	0													
										사업장배출계	0													
		사업장	미래산업	2007-3(2007.05.18)	조희석	공주시유구읍백교리 109-7	841-8945	11,315	용도	생활폐기물	0													
										음식물류폐기물	0													
										사업장배출계	4			4										
		사업장	공주종합자원	2007-4(2007.05.21)	강해숙	공주시계룡면화옌리 55	854-3505	180	용도	생활폐기물	0													
										음식물류폐기물	0													
										사업장배출계	2	1		1										
		생활	푸른환경(합)	2007-5(2007.07.02)	송경천	공주시정안면석송리 147-2		39	용도	생활폐기물	3	1		2										
										음식물류폐기물	0													
										사업장배출계	0													
		사업장	성보금속	2007-6(2007.05.12)	금동원	공주시장기면송선리 540-13	881-5735	89	용도	생활폐기물	0													
										음식물류폐기물	0													
										사업장배출계	3			2								1		
		사업장	㈜성주	2007-7(2007.12.20)	전익조	공주시 의당면 덕학리 61	856-8289	1,871	용도	생활폐기물	0													
										음식물류폐기물	0													
										사업장배출계	5	2							3					
		사업장	천해자원	2009-1(2009.01.09)	조득현	공주시유구읍 석남리 244-1		0	용도	생활폐기물	0													
										음식물류폐기물	0													
										사업장배출계	2	1		1										
		사업장	한솔페이퍼텍	2009-2(2009.06.23)	김은석	공주시 금흥동 532-1	854-7744	12,488	용도	생활폐기물	0													
										음식물류폐기물	0													
										사업장배출계	3									3				
		생활	보성이엔피	2010-1(2010.10.24)	김병우	공주시 정안면 화봉리81-1	852-1133	3,337	용도	생활폐기물	0													
										음식물류폐기물	4				4									
										사업장배출계	0													
		생활	㈜그린환경산업	2010-2(2010.08.16)	송진석	공주시 의당면 청룡리 815-5	881-9042	2,551	용도	생활폐기물	0													
										음식물류폐기물	4			1	3									
										사업장배출계	0													

구분		허가대상 폐기물	업체명	등록·관리번호 (승인·허가일)	대표자	소재지	전화번호	2013년 처리량 (톤/년)	수집·운반 차량 현황														
시도	시군구								총계 (대)			밀폐식 차량 (대)	운반용 압착·압축 차량(대)	기계식 상차장치 부착차량 (대)	수거·교반 차량(대)	발효 차량(대)	탱크 로리(대)	카고 트럭(대)	암롤 트럭(대)	컨테이너 트럭(대)	버켓 로더(대)	덤프 트럭(대)	기타(대)
충남	공주시	사업장	부호환경	2011-3(2011.08.17)	정현숙	공주시 정안면 광정리262-3	070-4157-6428	0	용도	생활폐기물	3	1		2									
										음식물류폐기물	0												
										사업장배출계	3							2		1			
		사업장	㈜중앙이엔비	2011-6(2011.12.19)	최석림	공주시 반포면 공암리 427-1	857-9701	9,425	용도	생활폐기물	11								1			10	
										음식물류폐기물	0												
										사업장배출계	0												
		사업장	청명환경	2012-2(2012.03.29)	조진희	공주시 정안면 화봉리 81-1	852-1133	617	용도	생활폐기물	0												
										음식물류폐기물	0												
										사업장배출계	2							1	1				
	보령시계		11 업체					84,625	용도	생활폐기물	34	3	15	0	0	0	4	4	3	0	0	1	4
										음식물류폐기물	0	0	0	0	0	0	0	0	0	0	0	0	0
										사업장배출계	43	10	0	2	5	0	2	0	0	0	0	6	18
	보령시	생활/사업장	(합)보령환경	보령-2(1993.03.13)	문영숙	보령시 동대동 1184	041-936-7202	1,592	용도	생활폐기물	12		5					2	3				2
										음식물류폐기물	0												
										사업장배출계	0												
		생활/사업장	삼원환경산업㈜	보령-1(1996.10.31)	남궁 훈	보령시 남포면 양항리 706	041-931-1425	599	용도	생활폐기물	10	1	9										
										음식물류폐기물	0												
										사업장배출계	0												
		생활/사업장	㈜동부환경산업	보령-5(2002.07.10)	문경우	보령시 대천동 1459	041-935-3973	0	용도	생활폐기물	7	1					4					1	1
										음식물류폐기물	0												
										사업장배출계	0												
		사업장	㈜보령환경산업	보령-27(2001.12.08)	박홍전	보령시 남포면 양항리 836-22	041-931-3541	0	용도	생활폐기물	2	1	1										
										음식물류폐기물	0												
										사업장배출계	0												
		사업장	㈜서해특수운송	보령-29(2006.05.04)	강정구	보령시 중앙로 220(대천동)	041-931-6070	0	용도	생활폐기물	0												
										음식물류폐기물	0												
										사업장배출계	20	10											10
		사업장	㈜보령이엔씨	보령-25(2003.09.05)	임은숙	보령시 웅천읍 산업단지길 39	041-934-0416	0	용도	생활폐기물	0												
										음식물류폐기물	0												
										사업장배출계	4						2						2
		사업장	은포산업(주)	2004-28(2004-1-2) 생활계 2011-4(2012.2-24) 배출시설계	김영학	보령시 주교면 울계큰길 66-1	041-933-5885	292	용도	생활폐기물	3							2					1
										음식물류폐기물	0												
										사업장배출계	2			2									
		사업장	대림건설중기	2010-2(2010.07.04)	이미학	보령시 주교면 울계큰길 381		0	용도	생활폐기물	0												
										음식물류폐기물	0												
										사업장배출계	2											2	
		사업장	㈜풍천산업건설	2009-3(2009.08.15)	임광재	보령시 웅천읍 대창증산로 11-10		526	용도	생활폐기물	0												
										음식물류폐기물	0												
										사업장배출계	2											2	
		사업장	㈜서해종합물류	2011-6(2012.5.18)	이상철	보령시 보령남로 60 (명천동)	934-1701	81,616	용도	생활폐기물	0												
										음식물류폐기물	0												
										사업장배출계	11				5								6
		사업장	보령해운개발㈜	2011-2(2011.4.12)	이규만	보령시 주교면 토정로 1047-166	931-7291	0	용도	생활폐기물	0												
										음식물류폐기물	0												
										사업장배출계	2											2	
	아산시계		20 업체					244,864	용도	생활폐기물	26	1	18	4	0	0	0	0	3	0	0	0	0
										음식물류폐기물	10	0	0	0	10	0	0	0	0	0	0	0	0
										사업장배출계	74	7	3	27	0	0	0	5	28	0	0	4	0
	아산시	생활	㈜우듬실업	2000-01(92.7.13)	이홍엽	모종동 176	544-2525	37,441	용도	생활폐기물	18		18										
										음식물류폐기물	0												
										사업장배출계	0												
		생활	청목환경㈜	2000-09(99.11.12)	김문기	득산동 389	532-1288	24,128	용도	생활폐기물	0												
										음식물류폐기물	10				10								
										사업장배출계	0												
		사업장	㈜우리개발	2003-02(03.3.29)	박영란	신창면 궁화리 166-19	544-0552	1,235	용도	생활폐기물	0												
										음식물류폐기물	0												
										사업장배출계	5								1			4	

구분		허가대상 폐기물	업체명	등록·관리번호 (승인·허가일)	대표자	소재지	전화번호	2013년 처리량 (톤/년)	수집·운반 차량 현황														
시도	시군구								총계 (대)			밀폐식 차량 (대)	운반용 압착·압축 차량(대)	기계식 상차장치 부착차량 (대)	수거·교반 차량(대)	발효 차량(대)	탱크 로리(대)	카고 트럭(대)	암롤 트럭(대)	컨테이너 트럭(대)	버켓 로더(대)	덤프 트럭(대)	기타(대)
충남	아산시	생활/사업장	㈜그린피아	2006-02(06.10.30) 2004-01(04.8.30)	이주섭	순천향로 830	547-2800	3,419	용도	생활폐기물	4	1		1					2				
										음식물류폐기물	0												
								12,138		사업장배출계	3								3				
		사업장	㈜계양산업	2005-03(05.8.19)	신경희	인주면 서해로 790	543-0100	16,918	용도	생활폐기물	0												
										음식물류폐기물	0												
										사업장배출계	6	2							4				
		생활/사업장	㈜진영산업	2011-02(11.4.19) 2007-01(07.6.25)	이호철	염치읍 송곡리 112-178	533-7076	1,451	용도	생활폐기물	2			1					1				
										음식물류폐기물	0												
								78,579		사업장배출계	10	1		1					8				
		사업장	대성물류㈜	2007-06(07.12.11)	장홍석	좌부동 61-4	534-1111	0	용도	생활폐기물	0												
										음식물류폐기물	0												
										사업장배출계	3			1				2					
		사업장	㈜하나메탈코리아	2008-03(08.8.27)	조정식	둔포면 둔포리 415-5	532-8861	356	용도	생활폐기물	0												
										음식물류폐기물	0												
										사업장배출계	2	1		1									
		사업장	㈜청화	2009-01(09.8.24)	김남일	배방읍 북수리 1248	544-9707	798	용도	생활폐기물	0												
										음식물류폐기물	0												
										사업장배출계	5		1	2					2				
		사업장	㈜기산	2009-02(09.10.9)	김종석	기산동 210-11	533-7979	464	용도	생활폐기물	0												
										음식물류폐기물	0												
										사업장배출계	4		1	1					2				
		사업장	㈜금강테크	2010-01(10.2.11)	송구암	배방읍 수철리 855-1		0	용도	생활폐기물	0												
										음식물류폐기물	0												
										사업장배출계	2	2											
		사업장	㈜드림산업아산지점	2009-03(09.12.18)	노성호	둔포면 둔포리 441-10	532-8909	533	용도	생활폐기물	0												
										음식물류폐기물	0												
										사업장배출계	2			2									
		생활/사업장	에이피리싸이클링㈜	2011-05(11.5.26) 2010-02(10.11.29)	이문규	배방읍 구령리 2-26	548-8090	66,696	용도	생활폐기물	2			2									
										음식물류폐기물	0												
										사업장배출계	8			3					5				
		사업장	환경과미래	2011-01(11.4.21)	김종식	신창면 가덕리 312		0	용도	생활폐기물	0												
										음식물류폐기물	0												
										사업장배출계	2			2									
		사업장	세우철강산업	2011-06(11.6.15)	최우성	신창면 수장리 11	533-1555	0	용도	생활폐기물	0												
										음식물류폐기물	0												
										사업장배출계	2			2									
		사업장	석수자원	2011-07(11.7.20)	김주열	둔포면 둔포리 220-4	532-9987	0	용도	생활폐기물	0												
										음식물류폐기물	0												
										사업장배출계	4			2				2					
		사업장	동일비철금속	2012-03(12.2.14)	엄명수	영인면 아산호로 692	541-3021	0	용도	생활폐기물	0												
										음식물류폐기물	0												
										사업장배출계	2			2									
		사업장	㈜대광자원	2012-13(12.5.25)	고지광	염치읍 서원리 84-6	541-1933	0	용도	생활폐기물	0												
										음식물류폐기물	0												
										사업장배출계	6			5				1					
		생활	㈜디케이알	2012-21(12.10.24)	박순철	배방읍 북수리 687-23 아모르빌301호	542-7022	18	용도	생활폐기물	0												
										음식물류폐기물	0												
										사업장배출계	3	1		1					1				
		사업장	㈜유정산업	2012-23(13.01.25)	임창규	아산시 영인면 아산호로 746번길 124-7	544-9707	690	용도	생활폐기물	0												
										음식물류폐기물	0												
										사업장배출계	5		1	2					2				
	서산시계		33 업체					68,140	용도	생활폐기물	19	1	14	0	0	0	0	2	2	0	0	0	0
										음식물류폐기물	13	0	6	0	0	0	0	7	0	0	0	0	0
										사업장배출계	73	19	13	11	0	0	4	5	8	0	0	13	0
	서산시	생활	서청환경	1997-2 (97.10.06)	김종열	읍내동 61-1	665-0320	0	용도	생활폐기물	8		6					1	1				
										음식물류폐기물	0												
										사업장배출계	0												

구분		허가대상 폐기물	업체명	등록·관리번호 (승인·허가일)	대표자	소재지	전화번호	2013년 처리량 (톤/년)	수집·운반 차량 현황														
시도	시군구								총계 (대)			밀폐식 차량 (대)	운반용 압착·압축 차량(대)	기계식 상차장치 부착차량 (대)	수거·교반 차량(대)	발효 차량(대)	탱크 로리(대)	카고 트럭(대)	암롤 트럭(대)	컨테이너 트럭(대)	버켓 로더(대)	덤프 트럭(대)	기타(대)
충남	서산시	생활	오산환경	1997-3 (97.10.08)	명영호	동문동 255-15	665-9970	0	용도	생활폐기물	7		5					1	1				
										음식물류폐기물	11		4					7					
										사업장배출계	0												
		사업장	통인환경물류㈜	2008-03 (08.04.21)	조병칠	지곡면 대요리 386-20	662-3113	32,891	용도	생활폐기물	0												
										음식물류폐기물	0												
										사업장배출계	11	5						4				2	
		사업장	대명종합환경산업㈜	04-03 (01.04.18)	정두희	음암면 신장리 165-4	664-7456	8,926	용도	생활폐기물	0												
										음식물류폐기물	0												
										사업장배출계	2											2	
		생활/사업장	㈜서광하이테크	99-3 (10.05.10)	홍성기	지곡면 대요리 323-2	663-7052	1,139	용도	생활폐기물	2	1	1										
										음식물류폐기물	0												
										사업장배출계	2			1				1					
		사업장	연합환경㈜	2009-6 (03.12.02)	송인복	동문동 276-14	669-8388	517	용도	생활폐기물	0												
										음식물류폐기물	0												
										사업장배출계	2			1					1				
		사업장	대진환경㈜	04-0 (04.07.12)	양정목	대산읍 대로리 산93-7	664-8640	23,635	용도	생활폐기물	0												
										음식물류폐기물	0												
										사업장배출계	2			1					1				
		사업장	㈜대경산업	2005-2 (05.04.13)	김윤용	음암면 탑곡리 738-1	667-5158	0	용도	생활폐기물	0												
										음식물류폐기물	0												
										사업장배출계	3	1							1			1	
		사업장	㈜한국포조텍	95-3 (05.06.20)	권승안	수석동 수석산업단지내	663-0490	0	용도	생활폐기물	0												
										음식물류폐기물	0												
										사업장배출계	4						4						
		사업장	라이스산업	05.10.14	이해정	읍내동 144-1 서부상가 2-30	669-2977	75	용도	생활폐기물	0												
										음식물류폐기물	0												
										사업장배출계	2	1	1										
		사업장	청천코리아	2011-03 (06.04.14)	조복희	인지면 남정리 235		240	용도	생활폐기물	0												
										음식물류폐기물	0												
										사업장배출계	2	1	1										
		생활	청록환경자원㈜	94-01 (04.06.28)	심선종	장동 72-5	668-4742	85	용도	생활폐기물	2		2										
										음식물류폐기물	0												
										사업장배출계	2											2	
		사업장	성진자원	2007-01 (07.05.14)	이상원	운산면 여미리 312-6	662-7485	0	용도	생활폐기물	0												
										음식물류폐기물	0												
										사업장배출계	2	1	1										
		사업장	신명철강	2010-02 (10.01.26)	김순옥	대산읍 대산리 120-3	681-5280	0	용도	생활폐기물	0												
										음식물류폐기물	0												
										사업장배출계	3	2	1										
		사업장	영성상사	07.10.25	최병산	예천동 743	665-6651	0	용도	생활폐기물	0												
										음식물류폐기물	0												
										사업장배출계	2	1	1										
		사업장	제일마대상사	2008-01 (08.01.25)	김종필	수석동 460-3		0	용도	생활폐기물	0												
										음식물류폐기물	0												
										사업장배출계	2	1	1										
		사업장	대산실업	2008-02 (08.04.21)	표월순	대산읍 독곶리 27-5	667-1830	482	용도	생활폐기물	0												
										음식물류폐기물	0												
										사업장배출계	2	1	1										
		사업장	세미철강㈜	2010-04 (10.10.13)	유창환	음암면 도당리 1306-10 (2층)	669-9333	0	용도	생활폐기물	0												
										음식물류폐기물	0												
										사업장배출계	2	1	1										
		사업장	㈜서산환경	2010-05 (10.07.22)	김재식	오남동 482-1번지	663-0591	0	용도	생활폐기물	0												
										음식물류폐기물	0												
										사업장배출계	2	1	1										
		사업장	대산종합물류	2011-01 ('11.01.18)	한일희	대산읍 독곶리 산5-2	667-4646	0	용도	생활폐기물	0												
										음식물류폐기물	0												
										사업장배출계	2	1	1										

구분		허가대상 폐기물	업체명	등록·관리번호 (승인·허가일)	대표자	소재지	전화번호	2013년 처리량 (톤/년)	수집·운반 차량 현황															
시도	시군구								총계 (대)			밀폐식 차량 (대)	운반용 압착·압축 차량(대)	기계식 상차장치 부착차량 (대)	수거·교반 차량(대)	발효 차량(대)	탱크 로리(대)	카고 트럭(대)	암롤 트럭(대)	컨테이너 트럭(대)	버켓 로더(대)	덤프 트럭(대)	기타(대)
충남	서산시	사업장	태경상사	2011-02 (11.01.19)	이상만	음암면 부산리 471		0	용도	생활폐기물	0													
										음식물류폐기물	0													
										사업장배출계	2	1	1											
		사업장	유진금속	2011-03 ('11.03.10)	정주원	인지면 둔당리 118-6	665-2687	0	용도	생활폐기물	0													
										음식물류폐기물	0													
										사업장배출계	2	1	1											
		사업장	조은이엔지㈜	2011-04 ('11.03.10)	박상목	읍내동 583-12(2층) 206호	681-8899	150	용도	생활폐기물	0													
										음식물류폐기물	0													
										사업장배출계	2		1						1					
		사업장	㈜대한환경	2011-05 (11.08.04)	황선정	대산읍 화곡리 59-4번지		0	용도	생활폐기물	0													
										음식물류폐기물	0													
										사업장배출계	2			1									1	
		사업장	㈜대한환경	2011-05 (11.09.01)	황선정	대산읍 화곡리 59-4번지		0	용도	생활폐기물	0													
										음식물류폐기물	0													
										사업장배출계	2			1									1	
		사업장	㈜현대자원	2011-08 (11.10.31)	김종노	대산읍 영탑리 560-8번지	663-1786	0	용도	생활폐기물	0													
										음식물류폐기물	0													
										사업장배출계	2			1									1	
		사업장	서산자원	2012-01 (12.1.17)	김순자	음암면 도당리 1398-1	668-1078	0	용도	생활폐기물	0													
										음식물류폐기물	0													
										사업장배출계	2			1									1	
		사업장	가나자원	2012-02 (12.2.20)	정미순	장동 321번지 5호 2	668-1254	0	용도	생활폐기물	0													
										음식물류폐기물	0													
										사업장배출계	2			1					1					
		사업장	천수환경	2012-03 (12.3.22)	박인수	동서1로 107(석남동)		0	용도	생활폐기물	0													
										음식물류폐기물	0													
										사업장배출계	2			1					1					
		사업장	지티비스	2012-04 (12.5.23)	주옥용	대산읍 화곡리 850	688-9114	0	용도	생활폐기물	0													
										음식물류폐기물	0													
										사업장배출계	2								1				1	
		사업장	삼성자원	2012-05 (12.6.18)	이순례	대산읍 대로리 181-27	669-8945	0	용도	생활폐기물	0													
										음식물류폐기물	0													
										사업장배출계	2			1									1	
		사업장	삼형농장	2012-06 (12.6.29)	김영식	대산읍 대로리 181	663-1786	0	용도	생활폐기물	0													
										음식물류폐기물	2		2											
										사업장배출계	0													
		사업장	㈜동아자원	2012-07 (12.7.27)	최선영	장동 377	668-7743	0	용도	생활폐기물	0													
										음식물류폐기물	0													
										사업장배출계	2			1					1					
	논산시계		15 업체					57,996	용도	생활폐기물	21	1	9	4	0	0	0	0	5	0	0	0	2
										음식물류폐기물	3	0	0	0	0	0	3	0	0	0	0	0	0
										사업장배출계	28	1	2	6	0	0	1	0	13	5	0	0	0
	논산시	생활	논산기업㈜	생활-1 (00.12.30.)	김순태	광석면 산동리 88-6	736-6628	14,737	용도	생활폐기물	12		5	1					4				2
										음식물류폐기물	2						2						
										사업장배출계	0												
		생활	(주)두리환경	생활-2 (00.12.30.)	양두진	연무읍 안심리 1102-9	741-9211	6,207	용도	생활폐기물	6		4	1					1				
										음식물류폐기물	1						1						
										사업장배출계	0												
		사업장	(합)대성금속환경	25 (04.12.22.)	이영호	광석면 왕전리 332-1	734-5390	212	용도	생활폐기물	0												
										음식물류폐기물	0												
										사업장배출계	3			2					1				
		사업장	하얀환경개발㈜	14 (01.12.13.)	박희성	내동 712	734-9876	123	용도	생활폐기물	0												
										음식물류폐기물	0												
										사업장배출계	2								2				
		생활/사업장	날개자원운송㈜	4 (97.06.13.)	김영식	벌곡면 신양리 404-1	733-7024	0	용도	생활폐기물	0												
										음식물류폐기물	0												
										사업장배출계	2								2				

구분		허가대상 폐기물	업체명	등록·관리번호 (승인·허가일)	대표자	소재지	전화번호	2013년 처리량 (톤/년)	수집·운반 차량 현황														
시도	시군구								총계 (대)			밀폐식 차량 (대)	운반용 압착·압축 차량(대)	기계식 상차장치 부착차량 (대)	수거·교반 차량(대)	발효 차량(대)	탱크 로리(대)	카고 트럭(대)	암롤 트럭(대)	컨테이너 트럭(대)	버켓 로더(대)	덤프 트럭(대)	기타(대)
충남	논산시	사업장	㈜세원	6 (98.12.28.)	이완규	내동 430-8	735-2064	0	용도	생활폐기물	0												
										음식물류폐기물	0												
										사업장배출계	2								2				
		사업장	전진개발	10 (99.12.04.)	신경철	내동 73-5	735-1505	0	용도	생활폐기물	0												
										음식물류폐기물	0												
										사업장배출계	2								2				
		사업장	늘푸른환경	31 (06.12.19.)	장재선	부창동 337-1		4,000	용도	생활폐기물	0												
										음식물류폐기물	0												
										사업장배출계	2								2				
		사업장	중부환경	32 (07.03.08.)	김주희	은진면 시묘리 552	742-8987	999	용도	생활폐기물	0												
										음식물류폐기물	0												
										사업장배출계	3									3			
		사업장	논산유리산업	33 (07.07.11.)	임동환	내동 53-49	742-8525	0	용도	생활폐기물	0												
										음식물류폐기물	0												
										사업장배출계	3			2					1				
		사업장	영진환경산업㈜	43 (10.02.22.)	천광식	등화동741-10	734-8642	12,300	용도	생활폐기물	1	1											
										음식물류폐기물	0												
										사업장배출계	2		1						1				
		사업장	엔비로	39 (08.01.31.)	전분선	은진면 와야리 135-4	736-8970	0	용도	생활폐기물	0												
										음식물류폐기물	0												
										사업장배출계	2			2									
		사업장	두레환경㈜	13 (01.02.19.)	최인탁	광석면 득윤리 460	732-2236	19,300	용도	생활폐기물	0												
										음식물류폐기물	0												
										사업장배출계	3						1			2			
		사업장	한일환경㈜	40(08.05.23.)	고용배	부창동 377-1	733-2829	0	용도	생활폐기물	0												
										음식물류폐기물	0												
										사업장배출계	0												
		사업장	대신자원개발㈜ 논산지점	41(08.06.18.)	최한순	화지동 22-8	735-3777	118	용도	생활폐기물	2			2									
										음식물류폐기물	0												
										사업장배출계	2	1	1										
	계룡시계		3 업체					11,343	용도	생활폐기물	0	0	0	0	0	0	0	0	0	0	0	0	0
										음식물류폐기물	0	0	0	0	0	0	0	0	0	0	0	0	0
										사업장배출계	14	1	2	7	0	0	0	1	3	0	0	0	0
	계룡시	생활/사업장	(유)금강자원	제2008-01호 (2008.06.20)	김재균	엄사면 유동리 255	042-841-4511	19	용도	생활폐기물	0												
										음식물류폐기물	0												
										사업장배출계	2	1	1										
		사업장	㈜제이엔텍	제2006-01 호 (2006.12.07)	한재희	금암동 407-35번지	042-551-5512	10,456	용도	생활폐기물	0												
										음식물류폐기물	0												
										사업장배출계	6		1	2					3				
		생활/사업장	㈜해룡	제2013-1호 (2013.08.12)	박해룡	엄사면 금암로 20	042-841-1234	868	용도	생활폐기물	0												
										음식물류폐기물	0												
										사업장배출계	6			5				1					
	당진시계		31 업체					1,199,061	용도	생활폐기물	12	2	1	2	5	0	0	0	2	0	0	0	0
										음식물류폐기물	2	2	0	0	0	0	0	0	0	0	0	0	0
										사업장배출계	148	7	0	19	0	0	2	3	30	1	0	43	43
	당진시	생활	㈜가곡환경	10 (2000.07.31)	김광운	송산면 가곡리 108-47	354-1929	7,580	용도	생활폐기물	3	2	1			0	0	0	0	0	0		0
										음식물류폐기물	0	0	0	0	0	0	0	0	0	0	0	0	0
										사업장배출계	0	0	0	0	0	0	0	0	0	0	0	0	0
		생활	㈜서해종합환경	58(2011.1.04)	김용대	당진시 아미로 675-1	041-352-0106	3,309	용도	생활폐기물	0												
										음식물류폐기물	2	2											
										사업장배출계	0												
		사업장	대원환경산업㈜	36 (2006.11.14)	이인희	당진읍 시곡리 149-9	356-8989	2,457	용도	생활폐기물	0												
										음식물류폐기물	0												
										사업장배출계	2			1					1				
		사업장	한진운수(주)	40 (2006.10.24.)	최희택	당진읍 채운리 233-13	356-2265	93,080	용도	생활폐기물	0												
										음식물류폐기물	0												
										사업장배출계	19												19

구분		허가대상 폐기물	업체명	등록·관리번호 (승인·허가일)	대표자	소재지	전화번호	2013년 처리량 (톤/년)	수집·운반 차량 현황														
시도	시군구								총계 (대)			밀폐식 차량 (대)	운반용 압착·압축 차량(대)	기계식 상차장치 부착차량 (대)	수거·교반 차량(대)	발효 차량(대)	탱크 로리(대)	카고 트럭(대)	암롤 트럭(대)	컨테이너 트럭(대)	버켓 로더(대)	덤프 트럭(대)	기타(대)
충남	당진시	사업장	신평산업	17 (2002.02.01.)	김기호	신평면 거산리 1019-10	363-5247	240	용도	생활폐기물	0												
										음식물류폐기물	0												
										사업장배출계	2			2									
		사업장	㈜성화환경	34 (2004.11.26)	박진일	신평면 거산리 1019-10	363-2123	156,194	용도	생활폐기물	0												
										음식물류폐기물	0												
										사업장배출계	29			2					7			20	
		사업장	우진개발㈜	37 (2006.05.25)	전재진	송악면 반촌리 774-1	357-9286	820	용도	생활폐기물	0												
										음식물류폐기물	0												
										사업장배출계	2								2				
		사업장	명진환경㈜	38 (2006.06.02)	김용화	신평면 거산리 150-7	363-9742	156,193	용도	생활폐기물	0												
										음식물류폐기물	0												
										사업장배출계	5			1					3			1	
		사업장	한일물류㈜	42 (2007.02.09)	이태성	석문면 장고항리 1085-5	352-0558	178,198	용도	생활폐기물	0												
										음식물류폐기물	0												
										사업장배출계	11												11
		사업장	(주)대생이엔티	43 (2007.03.09)	손순용외1	대호지면 두산리 14-4	358-2551	1,726	용도	생활폐기물	7				5				2				
										음식물류폐기물	0												
										사업장배출계	0												
		사업장	진환통운㈜	45 (2007.6.28)	조근형	송악면 복운리 1651-7	357-8183	187	용도	생활폐기물	0												
										음식물류폐기물	0												
										사업장배출계	4	4											
		사업장	㈜수목환경	47 (2007.9.28)	박은례	당진읍 읍내리 537-1 블랙스빌 나-302	363-2123	119,963	용도	생활폐기물	0												
										음식물류폐기물	0												
										사업장배출계	15								6			3	6
		사업장	㈜홍진개발	50 (2009.05.08)	이상학	송산면 금암리 11 대상아파트상가 210호	363-2126	428,353	용도	생활폐기물	0												
										음식물류폐기물	0												
										사업장배출계	2											2	
		사업장	대성리싸이클링	51 (2009.05.21)	홍성표	당진읍 읍내리 1192-2 310호	358-5844	2	용도	생활폐기물	2			2									
										음식물류폐기물	0												
										사업장배출계	0												
		사업장	(유)대한청정환경	53 (2009.12.15)	강태근	송산면 삼월리 16-3 5호		23,972	용도	생활폐기물	0												
										음식물류폐기물	0												
										사업장배출계	8			1				2	5				
		사업장	아주환경개발㈜	56 (2010.10.25)	전철수	당진시 순성면 갈뫼길 12	041-355-7288	522	용도	생활폐기물	0												
										음식물류폐기물	0												
										사업장배출계	2								2				
		사업장	㈜태건환경건설	55 (2010.10.26)	유승호	당진시 신평면 서해로 6893	0	405	용도	생활폐기물	0												
										음식물류폐기물	0												
										사업장배출계	2			1					1				
		사업장	이삭환경	59 (2011.06.21)	김남조	당진읍 읍내리 224-4 진원스타타워빌딩 8층		14	용도	생활폐기물	0												
										음식물류폐기물	0												
										사업장배출계	2			2									
		사업장	㈜푸른환경	60 (2011.08.08)	변진석	당진읍 읍내리 224-4 진원스타타워빌딩 9층		0	용도	생활폐기물	0												
										음식물류폐기물	0												
										사업장배출계	2											2	
		사업장	대원에코그린㈜	61 (2011.08.12)	서명환	송악읍 복운리 1670	041-356-9500	14,418	용도	생활폐기물	0												
										음식물류폐기물	0												
										사업장배출계	2			1					1				
		사업장	㈜유진산업	43(2014.1.10)	김상두	대호지면 충장로 139		0	용도	생활폐기물	0												
										음식물류폐기물	0												
										사업장배출계	5						2	1	1				1
		사업장	제이알환경	71(2013.4.18)	박정선외1	당진중앙2로 59-11, 3층	041-357-5336	0	용도	생활폐기물	0												
										음식물류폐기물	0												
										사업장배출계	2			2									
		사업장	송원물류㈜	62(2012.2.17)	김기원	송악읍 북부산업로 1107 201호	041-352-7090	4,939	용도	생활폐기물	0												
										음식물류폐기물	0												
										사업장배출계	15											15	

구분		허가대상 폐기물	업체명	등록·관리번호 (승인·허가일)	대표자	소재지	전화번호	2013년 처리량 (톤/년)	수집·운반 차량 현황														
시도	시군구								총계 (대)			밀폐식 차량 (대)	운반용 압착·압축 차량(대)	기계식 상차장치 부착차량 (대)	수거·교반 차량(대)	발효 차량(대)	탱크 로리(대)	카고 트럭(대)	암롤 트럭(대)	컨테이너 트럭(대)	버켓 로더(대)	덤프 트럭(대)	기타(대)
충남	당진시	사업장	화서유지상사	65(2012.7.2)	양원모	당진시 당진시장길74	041-352-7312	3,860	용도	생활폐기물	0												
										음식물류폐기물	0												
										사업장배출계	4												4
		사업장	㈜건향개발	72(2013.5.11)	박재홍	당진시 당진중앙2로 59-3, 3층	041-358-1101	298	용도	생활폐기물	0												
										음식물류폐기물	0												
										사업장배출계	2								1	1			
		사업장	현대종합자원	73(2013.5.16)	김윤경	당진읍 구룡리 819-1	041-354-1710	0	용도	생활폐기물	0			0									
										음식물류폐기물	0												
										사업장배출계	2			2									
		사업장	㈜동부익스프레스	74(2013.5.16)	정주섭	송악읍 고대공단2길 43	041-359-3300	0	용도	생활폐기물	0												
										음식물류폐기물	0												
										사업장배출계	2												2
		사업장	㈜태광스틸	75(2013.6.28)	황민영	송산면 송석리 428-2	041-354-9909	0	용도	생활폐기물	0			0									
										음식물류폐기물	0												
										사업장배출계	2			2									
		사업장	명성철강㈜	76(2013.9.16)	박종규	당진시 원당동 804-4, 2층	041-356-3110	48	용도	생활폐기물	0												
										음식물류폐기물	0												
										사업장배출계	2			2									
		사업장	㈜큰수레물류	77(2013.10.14)	이대철	송산면 송산로 1261	041-352-9285	2,283	용도	생활폐기물	0												
										음식물류폐기물	0												
										사업장배출계	0												
		사업장	㈜세일로지스	78(2013.12.06)	이문식	순성면 예당평야로 1700	041-363-0756	0	용도	생활폐기물	0												
										음식물류폐기물	0												
										사업장배출계	3	3											
	금산군계		6 업체					12,512	용도	생활폐기물	0	0	0	0	0	0	0	0	0	0	0	0	0
										음식물류폐기물	11	2	1	0	0	0	0	3	0	0	0	1	4
										사업장배출계	11	0	0	2	1	0	0	4	4	0	0	0	0
	금산군	사업장	삼성에너지주식회사	2008-01 (2011.11.23)	김형석	금성면 다락동길 22	041-751-3589	2,928	용도	생활폐기물	0												
										음식물류폐기물	0												
										사업장배출계	2			1					1				
		생활	그린에코	2010-04 (2010.11.24)	박근배	금산읍 상옥1길 43		0	용도	생활폐기물	0												
										음식물류폐기물	11	2	1					3				1	4
										사업장배출계	0												
		사업장	세종환경산업	2012-10 (2012.12.12)	김명균	금산읍 중도리 207-3		5,616	용도	생활폐기물	0												
										음식물류폐기물	0												
										사업장배출계	2				1				1				
		사업장	영창고무	2013-04 (2013.05.06)	최창환	군북면 노론이길6	041-754-6822	468	용도	생활폐기물	0												
										음식물류폐기물	0												
										사업장배출계	3			1				2					
		사업장	와이제이이(YJ-E)	2013-07 (2013.5.6)	박종화	추부면 마전리 440-1	041-754-1550	3,500	용도	생활폐기물	0												
										음식물류폐기물	0												
										사업장배출계	2								2				
		사업장	금산자원	2013-09 (2013.7.30)	김인섭	부리면 창평리 406-1		0	용도	생활폐기물	0												
										음식물류폐기물	0												
										사업장배출계	2							2					
	부여군계		3 업체					10,719	용도	생활폐기물	8	0	1	0	0	0	0	0	6	0	0	1	0
										음식물류폐기물	5	0	5	0	0	0	0	0	0	0	0	0	0
										사업장배출계	0	0	0	0	0	0	0	0	0	0	0	0	0
	부여군	생활	강남크린㈜	2012-2 (2012.03.09)	현덕재	부여읍 성황로 161-9	837-6300	7,504	용도	생활폐기물	2								2				0
										음식물류폐기물	3		3										
										사업장배출계	0												
		생활	㈜초록세상	2003-2 (2003.04.09)	황창훈	규암면 진별로 39-5	837-8300	3,215	용도	생활폐기물	4								4				
										음식물류폐기물	2		2										
										사업장배출계	0												
		생활/사업장	㈜대흥종합건설	2012-4 (2012.08.16)	박목화	부여읍 청마로 27		0	용도	생활폐기물	2		1									1	
										음식물류폐기물	0												
										사업장배출계	0												

구분		허가대상 폐기물	업체명	등록·관리번호 (승인·허가일)	대표자	소재지	전화번호	2013년 처리량 (톤/년)	수집·운반 차량 현황													
시도	시군구								총계 (대)			밀폐식 차량 (대)	운반용 압착·압축 차량(대)	기계식 상차장치 부착차량 (대)	수거·교반 차량(대)	발효 차량(대)	탱크 로리(대)	카고 트럭(대)	암롤 트럭(대)	컨테이너 트럭(대)	버켓 로더(대)	덤프 트럭(대)	기타(대)
충남	서천군계		11 업체					138,831	용도	생활폐기물	25	14	6	0	0	0	0	4	0	0	0	0	1
										음식물류폐기물	1	0	0	0	0	0	0	1	0	0	0	0	0
										사업장배출계	45	18	4	4	0	0	14	3	0	0	0	2	0
	서천군	생활	서천환경㈜	3-1, (`97.6.30)	고철재	장항읍 장마로 41	956-5141	9,991	용도	생활폐기물	14	7	2					4					1
										음식물류폐기물	1							1					
										사업장배출계	0												
		생활/사업장	(합명)장항운수	9(`01.5.15)	전영수	마서면 장서로 417	956-1718	1,827	용도	생활폐기물	3	2	1										
										음식물류폐기물	0												
										사업장배출계	8	3	1	2				2					
		생활	코리아썬환경산업㈜	12(`02.6.26)	박종훈	서천읍 군사리 862-6	953-4427	0	용도	생활폐기물	2	1	1										
										음식물류폐기물	0												
										사업장배출계	0												
		사업장	㈜서부특수운송	11(`02.1.22)	최병상	서면 도둔리 73-6	952-6700	70	용도	생활폐기물	0												
										음식물류폐기물	0												
										사업장배출계	7	7											
		생활/사업장	㈜푸른환경운수산업	32(`08.5.15)	김중봉	장항읍 창선리 540-2	956-1230	401	용도	생활폐기물	0												
										음식물류폐기물	0												
										사업장배출계	5	2	1									2	
		생활	(합명)충남운수환경	24(`06.3.30)	전영배	장항읍 신창리 96-6 효진빌딩2층	956-7230	273	용도	생활폐기물	3	2	1										
										음식물류폐기물	0												
										사업장배출계	3	2	1										
		사업장	동백상운주식회사	31(`08.4.24)	최삼묵	서면 도둔리 72-363	953-4700	126,269	용도	생활폐기물	0												
										음식물류폐기물	0												
										사업장배출계	14						14						
		사업장	천우산업	35 (`11.3.28)	이천우	종천면 희리산 123	951-9779	0	용도	생활폐기물	0												
										음식물류폐기물	0												
										사업장배출계	3	2	1										
		사업장	영일건기	39 (`11.3.27)	이천우	종천면 희리산 124	953-7874	0	용도	생활폐기물	0												
										음식물류폐기물	0												
										사업장배출계	0												
		사업장	㈜주민기업 녹음과방초	40 (`14.4.16)	송홍권	서천읍 충절로 41번길11-12	953-0020	0	용도	생활폐기물	3	2	1										
										음식물류폐기물	0												
										사업장배출계	3	2		1									
		사업장	군장산업	41 (`14.4.17)	편관옥	장항읍 장서로 16번길 11	956-7401	0	용도	생활폐기물	0												
										음식물류폐기물	0												
										사업장배출계	2			1				1					
	청양군계		6 업체					70,551	용도	생활폐기물	35	1	0	2	0	0	0	0	2	0	0	30	0
										음식물류폐기물	0	0	0	0	0	0	0	0	0	0	0	0	0
										사업장배출계	149	0	0	4	0	0	0	0	0	0	0	145	0
	청양군	사업장	㈜보민환경	사업07-2 (07.9.11)	장기현	비봉면 독평용당로 656-32	041-943-7436	50	용도	생활폐기물	2	1		1									
										음식물류폐기물	0												
										사업장배출계	0												
		사업장	청호환경㈜	사업06-2 (06.5.9)	백진기	청양읍 중앙로11길6-5	041-944-1320	2,172	용도	생활폐기물	3			1					2				
										음식물류폐기물	0												
										사업장배출계	0												
		사업장	동현자원	사업07-5 (07.11.9)	황규하	청양읍 충절로 1012-94	041-943-2495	0	용도	생활폐기물	0												
										음식물류폐기물	0												
										사업장배출계	2			2									
		사업장	청양산업㈜	사업10-1 (10.3.19)	박영애	청양읍 칠갑산로 151	041-942-0658	64,685	용도	생활폐기물	27											27	
										음식물류폐기물	0												
										사업장배출계	136											136	
		사업장	극동상사	사업12-1 (12.1.5)	명주호	청양읍 충절로	041-943-5757	0	용도	생활폐기물	0												
										음식물류폐기물	0												
										사업장배출계	2			2									
		사업장	영티엔에스	2013-02	유영석	청양읍 칠갑산로9길13-1	041-942-0653	3,644	용도	생활폐기물	3											3	
										음식물류폐기물	0												
										사업장배출계	9											9	

구분		허가대상 폐기물	업체명	등록·관리번호 (승인·허가일)	대표자	소재지	전화번호	2013년 처리량 (톤/년)	수집·운반 차량 현황													
시도	시군구								총계 (대)			밀폐식 차량 (대)	운반용 압착·압축 차량(대)	기계식 상차장치 부착차량 (대)	수거·교반 차량(대)	발효 차량(대)	탱크 로리(대)	카고 트럭(대)	암롤 트럭(대)	컨테이너 트럭(대)	버켓 로더(대)	덤프 트럭(대)	기타(대)
충남	홍성군계		5 업체					51,087	용도	생활폐기물	17	0	5	0	0	0	0	0	3	2	0	7	0
										음식물류폐기물	4	4	0	0	0	0	0	0	0	0	0	0	0
										사업장배출계	7	0	0	1	0	0	0	0	4	2	0	0	0
	홍성군	생활	홍주환경	제1호 (1994.8.20)	지득성	홍성읍 월산리 1-1	630-3999	12,323	용도	생활폐기물	5		3									2	
										음식물류폐기물	2	2											
										사업장배출계	0												
		생활	우리환경	제2호 (2000.6.29)	이승주	광천읍 신진리 507	641-7552	3,487	용도	생활폐기물	4		2						1			1	
										음식물류폐기물	2	2											
										사업장배출계	0												
		사업장	구항산업	제2008-1호 (2008.3.3)	홍병두	구항면 남산리 148	634-9772	0	용도	생활폐기물	0												
										음식물류폐기물	0												
										사업장배출계	2			1					1				
		생활/사업장	대길산업㈜	제2006-1호 (2006.08.04)	조현택	은하면 장척리 1-4번지	642-0101	7,859	용도	생활폐기물	8								2	2		4	
										음식물류폐기물	0												
										사업장배출계	3								1	2			
		사업장	태한산업㈜	제2004-2호 (2004.12.28)	양영권	은하면 금곡리 17-1	642-3358	27,418	용도	생활폐기물	0												
										음식물류폐기물	0												
										사업장배출계	2								2				
	예산군계		19 업체					38,815	용도	생활폐기물	9	3	3	2	0	0	0	1	0	0	0	0	0
										음식물류폐기물	3	0	3	0	0	0	0	0	0	0	0	0	0
										사업장배출계	33	3	1	5	0	0	0	5	8	0	0	3	8
	예산군	사업장	대한산업	1999-00002 99.10.04	신재성	삽교읍 가리 324-10		0	용도	생활폐기물	0												
										음식물류폐기물	0	0	0	0	0	0	0	0	0	0	0	0	0
										사업장배출계	3	0	0	0	0	0	0	0	3	0	0	0	0
		생활	예산유지	2000-00002 00.02.02	장옥자	덕산면 둔리 90	337-8638	0	용도	생활폐기물	0												
										음식물류폐기물	0												
										사업장배출계	2							2					
		사업장	재우환경	2008-00004 08.12.22	이지열	대술면 산정리 71	333-5196	0	용도	생활폐기물	0												
										음식물류폐기물	0												
										사업장배출계	2											2	
		사업장	푸른산	2000-00003 00.06.29	조원무	신양면 대덕리480		0	용도	생활폐기물	0												
										음식물류폐기물	0												
										사업장배출계	2			2									
		생활/사업장	대산산업㈜	2001-00001 01.02.16	신창균	신아면 조곡리 198-3	332-8123	14,422	용도	생활폐기물	0												
										음식물류폐기물	0												
										사업장배출계	5								4				1
		생활/사업장	에덴환경	2001-00002 00.12.05	조광섭	예산읍 주교리 271-1		0	용도	생활폐기물	0												
										음식물류폐기물	0												
										사업장배출계	2							1					1
		생활/사업장	(주)정성환경	2006-00002 06.07.14	정연두	신양면 신양리 516-5	331-6600	0	용도	생활폐기물	2			2									
										음식물류폐기물	0												
										사업장배출계	0												
		생활	(주)두비원	2007-00003 07.01.11	김영애	덕산면 광천리 1032-1	337-1221	0	용도	생활폐기물	0												
										음식물류폐기물	3		3										
										사업장배출계	0												
		사업장	영농조합법인 우촌농장	2010-00004 10.10.21	윤석상	신암면 조곡리 32-10	338-8647	4,101	용도	생활폐기물	0												
										음식물류폐기물	0												
										사업장배출계	2	2											
		사업장	㈜건영종합환경	201-00001 11.09.23	박원정	예산읍예산리64-1	335-1667	79	용도	생활폐기물	0												
										음식물류폐기물	0												
										사업장배출계	2								1			1	
		생활/사업장	바이오메스코리아	2011-00002 11.06.16	배정주	대술면시산리469-1	704162238	0	용도	생활폐기물	0												
										음식물류폐기물	0												
										사업장배출계	2							1					1
		사업장	용기자원	2011-00003 11.12.20	박용기	덕산면읍내리186-3	337-4977	0	용도	생활폐기물	0												
										음식물류폐기물	0												
										사업장배출계	2			1									1

구분		허가대상 폐기물	업체명	등록·관리번호 (승인·허가일)	대표자	소재지	전화번호	2013년 처리량 (톤/년)	수집·운반 차량 현황															
시도	시군구								총계 (대)			밀폐식 차량 (대)	운반용 압착·압축 차량(대)	기계식 상차장치 부착차량 (대)	수거·교반 차량(대)	발효 차량(대)	탱크 로리(대)	카고 트럭(대)	암롤 트럭(대)	컨테이너 트럭(대)	버켓 로더(대)	덤프 트럭(대)	기타(대)
충남	예산군	사업장	예당스틸	2011-00004 11.11.24	임채환	오가면신석리140-1	332-0601	0	용도	생활폐기물	0													
										음식물류폐기물	0													
										사업장배출계	3			1										2
		생활	대영환경	2011-00001 11.12.30	강창규	신아면탄중리148-2	332-4774	0	용도	생활폐기물	0													
										음식물류폐기물	0													
										사업장배출계	2	1	1											
		생활	예산환경㈜	2011-00007 11.12.20	김영란	오가면 오가중앙로 58		0	용도	생활폐기물	3	1	1					1						
										음식물류폐기물	0													
										사업장배출계	0													
		생활	㈜민영로지스	2012-00009 12.10.02	최현진	응봉면 신리 308-4		0	용도	생활폐기물	2	1	1											
										음식물류폐기물	0													
										사업장배출계	0													
		생활	(주)내포이엔씨	2012-00010 12.09.25	장영석	예산읍 예산리 545		0	용도	생활폐기물	2	1	1											
										음식물류폐기물	0													
										사업장배출계	0													
		사업장	거상환경	2011-00001 12.10.11	강창규	신암면탄중리148-2	332-4774	0	용도	생활폐기물	0													
										음식물류폐기물	0													
										사업장배출계	2			1										1
		사업장	(유)아리물물류	2013-00002 13.7.5	강주현	예산읍역전로136 301호	333-9612	0	용도	생활폐기물	0													
										음식물류폐기물	0													
										사업장배출계	2							1						1
	태안군계		10 업체					431,525	용도	생활폐기물	13	1	1	2	0	0	0	0	7	0	0	2	0
										음식물류폐기물	0	0	0	0	0	0	0	0	0	0	0	0	0
										사업장배출계	50	0	0	0	0	0	0	0	0	0	0	50	0
	태안군	사업장	㈜아이디케슬	2013-3 (2013.08.29)	김종언	태안읍 동문3길 3 402호	041-675-9600	35,509	용도	생활폐기물	0													
										음식물류폐기물	0													
										사업장배출계	12											12		
		생활	한영실업㈜	2006-2 (2006.12.15)	문병환	원북면 방갈리 831	041-674-5588	297	용도	생활폐기물	2		1						1					
										음식물류폐기물	0													
										사업장배출계	0													
		생활	㈜환경21	2008-1 (2008.09.16)	이기곤	태안읍 남문리 713-2	041-673-1245	1,584	용도	생활폐기물	3								3					
										음식물류폐기물	0													
										사업장배출계	0													
		생활	명진환경산업㈜	2009-3 (2009.05.18)	이종걸	태안읍 장산리 643-2	041-674-5009	193	용도	생활폐기물	2	1							1					
										음식물류폐기물	0													
										사업장배출계	0													
		생활	㈜이젠엘티디	2013-5 (2013.15.05)	전인설	원북면 반계리 332-4	041-675-6771	0	용도	생활폐기물	2											2		
										음식물류폐기물	0													
										사업장배출계	0													
		사업장	㈜이젠엘티디	2009-4 (2009.08.03)	전인설	원북면 반계리 332-4	041-675-6771	301,497	용도	생활폐기물	0													
										음식물류폐기물	0													
										사업장배출계	30											30		
		사업장	한석건설㈜	2010-1 (2010.11.05)	이란희	원북면 반계리 690-19	041-674-8684	91,569	용도	생활폐기물	0													
										음식물류폐기물	0													
										사업장배출계	4											4		
		생활	어송환경	2011-2 (2011.05.03)	이준형외 1	태안읍 남문리 169-2	041-675-1957	303	용도	생활폐기물	2			1					1					
										음식물류폐기물	0													
										사업장배출계	0													
		생활	정성산업환경㈜	2012-03(2012.06.29.)	정능인	태안읍 서해로 1988	041-674-9877	573	용도	생활폐기물	2			1					1			0		
										음식물류폐기물	0			0										
										사업장배출계	0													
		사업장	영재건설㈜	2013-4 (2013.07.29)	조승희	남면 남면로 122	041-675-0432	0	용도	생활폐기물	0													
										음식물류폐기물	0													
										사업장배출계	4											4		
전북	소계		195 업체					1,753,907	용도	총계	981	83	74	124	0	0	8	205	179	55	0	108	145
										생활폐기물	293	20	62	29	0	0	1	40	59	0	0	22	60
										음식물류폐기물	71	27	4	0	0	0	4	17	1	0	0	0	18
										사업장배출계	617	36	8	95	0	0	3	148	119	55	0	86	67

구분		허가대상 폐기물	업체명	등록·관리번호 (승인·허가일)	대표자	소재지	전화번호	2013년 처리량 (톤/년)	수집·운반 차량 현황														
시도	시군구								총계 (대)			밀폐식 차량 (대)	운반용 압착·압축 차량(대)	기계식 상차장치 부착차량 (대)	수거·교반 차량(대)	발효 차량(대)	탱크 로리(대)	카고 트럭(대)	암롤 트럭(대)	컨테이너 트럭(대)	버켓 로더(대)	덤프 트럭(대)	기타(대)
전북	전주시계		26 업체					413,899	용도	생활폐기물	73	4	14	5	0	0	0	8	8	0	0	0	34
										음식물류폐기물	24	7	1	0	0	0	0	0	0	0	0	0	16
										사업장배출계	95	11	5	8	0	0	0	25	4	0	0	2	40
	전주시	사업장	케이씨호남환경㈜	1996-007	김현홍	여의동 798-5	212-5261	16,371	용도	생활폐기물	0												
										음식물류폐기물	0												
										사업장배출계	4							4					
		사업장	㈜삼우	1996-014	손병철	고랑동 838-2	211-8356	193,625	용도	생활폐기물	0												
										음식물류폐기물	0												
										사업장배출계	32							5					27
		사업장	㈜하늘과에너지	2003-005	채태평	팔복동3가 478-1	212-5004	29,813	용도	생활폐기물	0												
										음식물류폐기물	0												
										사업장배출계	2												2
		사업장	(유)전북시멘트상사	2004-004	변승호	팔복동2가 638-1	211-1508	50	용도	생활폐기물	0												
										음식물류폐기물	0												
										사업장배출계	2	2											
		생활/사업장	(유)전주스크랩환경	2005-017 39448	김준형	여의동 1257-1	229-7474	20	용도	생활폐기물	3			2				1					
										음식물류폐기물	0												
										사업장배출계	2			1				1					
		생활/사업장	(유)금솔	2006-008 2007-006	주정운	여의동 691-11	211-8700	20,897	용도	생활폐기물	2		1					1					
										음식물류폐기물	0												
										사업장배출계	3							3					
		사업장	서현종합상사	2009-003	장호섭	여의동 531-5	291-8152	15	용도	생활폐기물	0												
										음식물류폐기물	0												
										사업장배출계	1			1									
		사업장	㈜대서	2007-002	채창수	팔복동3가 518-13	212-6151	462	용도	생활폐기물	0												
										음식물류폐기물	0												
										사업장배출계	5							5					
		사업장	(유)우주운수	2007-009	최규탁	고랑동 820-10	214-0420	5,197	용도	생활폐기물	0												
										음식물류폐기물	0												
										사업장배출계	3											2	1
		사업장	(유)광일	2007-012	정양현	여의동 539-30	272-6560	24,229	용도	생활폐기물	0												
										음식물류폐기물	0												
										사업장배출계	2												2
		사업장	㈜세신금속	2008-001	이영석	팔복동3가 61-14	245-8199	0	용도	생활폐기물	0												
										음식물류폐기물	0												
										사업장배출계	1							1					
		사업장	오성환경개발	2008-023	송병옥	우아동3가 574	242-8123	469	용도	생활폐기물	0												
										음식물류폐기물	0												
										사업장배출계	3			3									
		사업장	초원이엔지	2008-003	김나경	진북동 288-4	212-6154	0	용도	생활폐기물	0												
										음식물류폐기물	0												
										사업장배출계	1			1									
		사업장	(유)준트랜스	2008-021	고대웅	산정동 857-4	284-1534	12,201	용도	생활폐기물	0												
										음식물류폐기물	0												
										사업장배출계	16	8											8
		사업장	비사벌환경개발	38018	이중관	호성동1가 433	278-5679	747	용도	생활폐기물	4							4					
										음식물류폐기물	0												
										사업장배출계	3							3					
		생활	(유)우진환경	1996-002	안정석외1	만성동 24	214-1992	4,397	용도	생활폐기물	4		1						3				
										음식물류폐기물	0												
										사업장배출계	0												
		생활	㈜동양환경	2006-012	김문재	금상동 195-3	247-0501	5,177	용도	생활폐기물	5		1						4				
										음식물류폐기물	0												
										사업장배출계	0												
		생활	주식회사 토우	2008-002	김선길	호성동2가 468-10	237-2008	10,934	용도	생활폐기물	15		8						1				6
										음식물류폐기물	0												
										사업장배출계	0												

구분		허가대상 폐기물	업체명	등록·관리번호 (승인·허가일)	대표자	소재지	전화번호	2013년 처리량 (톤/년)	수집·운반 차량 현황														
시도	시군구								총계 (대)			밀폐식 차량 (대)	운반용 압착·압축 차량(대)	기계식 상차장치 부착차량 (대)	수거·교반 차량(대)	발효 차량(대)	탱크 로리(대)	카고 트럭(대)	암롤 트럭(대)	컨테이너 트럭(대)	버켓 로더(대)	덤프 트럭(대)	기타(대)
전북		생활	(유)크린월드	2002-001	도분임	인후동1가 827-11	244-1678	17,739	용도	생활폐기물	0												
										음식물류폐기물	0												
										사업장배출계	5		5										
		생활	제국건설㈜	2006-006	최왕림	진북동 320-37	241-7474	19,836	용도	생활폐기물	0												
										음식물류폐기물	24	7	1										16
										사업장배출계	0												
		생활	전주시생활자원 재활용센타	2008-005	윤금자	덕진동1가 1440-28	275-9292	4,970	용도	생활폐기물	10	2		1				1					6
										음식물류폐기물	0												
										사업장배출계	0												
		생활	호남RC㈜	2008-007	김현홍	여의동 799-11	212-5263	9,051	용도	생활폐기물	14	1		2				1					10
										음식물류폐기물	0												
										사업장배출계	0												
		생활	㈜사람과환경	2008-019	강재원	팔복동2가 112	214-5200	12,740	용도	생활폐기물	16	1	3										12
										음식물류폐기물	0												
										사업장배출계	0												
		사업장	㈜한성운수	2012-007	유덕신	동부대로 1556	214-7600	4,327	용도	생활폐기물	0												
										음식물류폐기물	0												
										사업장배출계	4	1						3					
		사업장	㈜금솔환경	2012-009	임소연	기린대로1003	211-6907	20,482	용도	생활폐기물	0												
										음식물류폐기물	0												
										사업장배출계	4								4				
		사업장	용진상회	2012-011	김종인	덕진구 숲거리길63	272-8322	150	용도	생활폐기물	0												
										음식물류폐기물	0												
										사업장배출계	2			2									
	군산시계		66 업체					520,197	용도	생활폐기물	79	8	21	9	0	0	0	10	18	0	0	9	4
										음식물류폐기물	30	11	0	0	0	0	0	17	0	0	0	0	2
										사업장배출계	244	16	0	35	0	0	0	100	58	5	0	28	2
	군산시	사업장	㈜미창개발	2004-12(2005.1.10)	이만수	소룡동 1582-18	467-2133	47,863	용도	생활폐기물	0												
										음식물류폐기물	0												
										사업장배출계	6									3		3	
		생활	서해환경	1996-06 (1991.01.02)	송재휘	해망동 산5-42	445-2943	44,262	용도	생활폐기물	27		20						3			3	1
										음식물류폐기물	0												
										사업장배출계	0												
		생활	주)금호환경	2012-18 (2012.06.21)	이지태	대야면	451-4991	2,141	용도	생활폐기물	0												
										음식물류폐기물	30	11						17					2
										사업장배출계	0												
		생활	하나유통	1997-17 (1997.11.04)	강현모	나운동 807-6	463-3249	0	용도	생활폐기물	6							6					
										음식물류폐기물	0												
										사업장배출계	0												
		생활/사업장	㈜서원건설산업	1995-01 (2007.03.06)	심재왕	내초동 193-2	442-7647	23,716	용도	생활폐기물	3			1					2				
										음식물류폐기물	0												
										사업장배출계	2											2	
		생활/사업장	(유)대한환경	2000-02 (2000.05.12)	유희권	내초동 215-5	451-7111	22,066	용도	생활폐기물	4			1					3				
										음식물류폐기물	0												
										사업장배출계	7								3			4	
		생활/사업장	(유)푸른솔케미칼	1996-10 (1996.11.08)	허인호	성산면 고봉리147-1	453-0618	2,508	용도	생활폐기물	2								2				
										음식물류폐기물	0												
										사업장배출계	2								2				
		생활/사업장	㈜우주환경	2007-13 (2007.10.12)	박승일	내초동 193-1	465-5150	1,919	용도	생활폐기물	3			1				1	1				
										음식물류폐기물	0												
										사업장배출계	2							1	1				
		생활/사업장	우주산업	2001-05 (2001.10.16)	정숙희	나운동 735-8	466-6693	7,215	용도	생활폐기물	3								2			1	
										음식물류폐기물	0												
										사업장배출계	4			1					3				
		생활	케이씨환경건설㈜	2001-01 (2001.03.05)	채수백	새만금북로 624-53(내초도동)	452-9202	2,698	용도	생활폐기물	3			1					2				
										음식물류폐기물	0												
										사업장배출계	0												

구분		허가대상 폐기물	업체명	등록·관리번호 (승인·허가일)	대표자	소재지	전화번호	2013년 처리량 (톤/년)	수집·운반 차량 현황														
시도	시군구								총계 (대)			밀폐식 차량 (대)	운반용 압착·압축 차량(대)	기계식 상차장치 부착차량 (대)	수거·교반 차량(대)	발효 차량(대)	탱크 로리(대)	카고 트럭(대)	암롤 트럭(대)	컨테이너 트럭(대)	버켓 로더(대)	덤프 트럭(대)	기타(대)
전북	군산시	생활	호원건설(주)	2006-05 (2006.07.03)	이윤범	경암 521-3	442-6551	0	용도	생활폐기물	2		1									1	
										음식물류폐기물	0												
										사업장배출계	0												
		생활	(유)웨스턴기업	2007-03 (2007.08.20)	이영환	옥서면 선연리 1759	471-5399	641	용도	생활폐기물	6			1				1	3				1
										음식물류폐기물	0												
										사업장배출계	0												
		사업장	원산업	1996-03 (1994.05.07)	박찬신	미원동184	445-4251	14,954	용도	생활폐기물	0												
										음식물류폐기물	0												
										사업장배출계	6			2					2			2	
		사업장	칠성산업	1997-01 (1997.01.23)	김옥순	산북동2488-1	466-2668	198	용도	생활폐기물	0												
										음식물류폐기물	0												
										사업장배출계	2							1	1				
		사업장	㈜엔아이티	1997-16 (1997.11.04)	김주한	소룡동1662	466-4141	26,005	용도	생활폐기물	0												
										음식물류폐기물	0												
										사업장배출계	2							1	1				
		사업장	(유)청정환경	1998-04 (1998.06.22)	조택규	옥구읍 어은리208	467-8221	16,828	용도	생활폐기물	0												
										음식물류폐기물	0												
										사업장배출계	5			1					4				
		사업장	(유)경률개발	1998-06 (1998.08.13)	이길순	산북동2063	467-9174	36,777	용도	생활폐기물	0												
										음식물류폐기물	0												
										사업장배출계	5											5	
		생활/사업장	(유)서구	2000-8 (2000.12.01)	백금	산북동3628-4	468-8672	113,818	용도	생활폐기물	2	1										1	
										음식물류폐기물	0												
										사업장배출계	7								7				
		사업장	㈜대보물류	2002-04 (2002.10.08)	김홍철	산북동1859-1	467-4244	0	용도	생활폐기물	0												
										음식물류폐기물	0												
										사업장배출계	8							8					
		사업장	군산통운	2010-11 (2010.07.20)	김종양	소룡동 2-3	468-0073	0	용도	생활폐기물	0												
										음식물류폐기물	0												
										사업장배출계	7			1				3				3	
		사업장	(유)세종종합운수	2003-6 (2000.12.01)	전양수	산북동1859-1	467-6776	0	용도	생활폐기물	0												
										음식물류폐기물	0												
										사업장배출계	39							39					
		사업장	㈜삼성종합물류	2004-01 (2004.03.08)	김덕중	산북동1593-5	466-3758	13,004	용도	생활폐기물	3							1				2	
										음식물류폐기물	0												
										사업장배출계	10	3						7					
		사업장	(유)선보산업	2007-02 (2007.02.13)	신동섭	내초동192-1	467-8111	2,439	용도	생활폐기물	0												
										음식물류폐기물	0												
										사업장배출계	2			1				1					
		사업장	(유)그린물류	2005-10 (2005.05.17)	문형범	미룡동	467-8025		용도	생활폐기물	0												
										음식물류폐기물	0												
										사업장배출계	4							4					
		사업장	(유)동양운수	2005-12 (2006.04.18)	양동식	소룡동12244-2	471-5570	0	용도	생활폐기물	0												
										음식물류폐기물	0												
										사업장배출계	9							9					
		사업장	새만금물류	2007-12 (2007.08.28)	강윤필	옥산면 당북리861-3		폐업	용도	생활폐기물	0												
										음식물류폐기물	0												
										사업장배출계	3							3					
		사업장	동양개발㈜	2007-07 (2007.09.17)	신근식	금암동	445-0127	77,999	용도	생활폐기물	0												
										음식물류폐기물	0												
										사업장배출계	11								11				
		사업장	(유)성원로지스틱	2007-11 (2007.11.08)	강남출	산북동 1736-3		1,710	용도	생활폐기물	0												
										음식물류폐기물	0												
										사업장배출계	13							13					
		사업장	(우)정우실업	2008-07 (2008.09.02)	문경선	성산면 고봉리315-2	453-8370	0	용도	생활폐기물	0												
										음식물류폐기물	0												
										사업장배출계	2											2	

구분		허가대상 폐기물	업체명	등록·관리번호 (승인·허가일)	대표자	소재지	전화번호	2013년 처리량 (톤/년)	수집·운반 차량 현황															
시도	시군구								총계 (대)			밀폐식 차량 (대)	운반용 압착·압축 차량(대)	기계식 상차장치 부착차량 (대)	수거·교반 차량(대)	발효 차량(대)	탱크 로리(대)	카고 트럭(대)	암롤 트럭(대)	컨테이너 트럭(대)	버켓 로더(대)	덤프 트럭(대)	기타(대)
전북	군산시	사업장	천해자원개발	2009-01 (2009.07.14)	김봉례	옥산면 남내리	462-4400	폐업	읍도	생활폐기물	0													
										음식물류폐기물	0													
										사업장배출계	2			2										
		사업장	(유)국제자원환경	2009-03 (2009.06.01)	강명진	소룡동 724-1	453-0095	78	읍도	생활폐기물	0													
										음식물류폐기물	0													
										사업장배출계	2			2										
		사업장	그린비산업	2009-04 (2009.07.27)	강성완	내초동 197-8	467-1401	0	읍도	생활폐기물	0													
										음식물류폐기물	0													
										사업장배출계	2			2										
		사업장	(유)광진산업환경	2009-15 (2009.09.15)	고병휘	외항안길 265(소룡동)	461-1560	23,579	읍도	생활폐기물	0													
										음식물류폐기물	0													
										사업장배출계	3								3					
		사업장	(유)누리환경산업	2009-06 (2009.12.24)	김성묵	나운동 124-5	464-7766	0	읍도	생활폐기물	0													
										음식물류폐기물	0													
										사업장배출계	3								3					
		생활	엘립스크랩	2009-10 (2010.01.11)	조문호	산북동 1489	466-6754	폐업	읍도	생활폐기물	2	1		1										
										음식물류폐기물	0													
										사업장배출계	0													
		사업장	에벤에셀용역	2010-07 (2010.06.01)	박종석	삼학동 814-22	462-1478	0	읍도	생활폐기물	2	1												1
										음식물류폐기물	0													
										사업장배출계	0													
		사업장	푸름산업	2010-15 (2010.11.18)	정인길	중동 274-76	446-1868	폐업	읍도	생활폐기물	2	1												1
										음식물류폐기물	0													
										사업장배출계	0													
		사업장	(유)금강자원	2010-09 (2010.07.29)	남현자	임피면 읍내리 80-1	453-3282	폐업	읍도	생활폐기물	0													
										음식물류폐기물	0													
										사업장배출계	2			2										
		사업장	(유)세영물류산업	2010-08 (2010.11.09)	강기천	옥서면 공항로 752	462-3430	865	읍도	생활폐기물	0													
										음식물류폐기물	0													
										사업장배출계	2							1				1		
		사업장	(유)장백산업	2011-01 (2011.02.08)	이향수	나포면 주곡리	453-5217	983	읍도	생활폐기물	0													
										음식물류폐기물	0													
										사업장배출계	3			3										
		생활	한양M&S	2010-02 (2010.02.05)	김미영	소룡동 1564-1	466-5604	0	읍도	생활폐기물	2			1								1		
										음식물류폐기물	0													
										사업장배출계	0													
		사업장	(유)진흥물류	2011-04 (2011.05.17)	곽지희	개사동 1140	471-3399	0	읍도	생활폐기물	0													
										음식물류폐기물	0													
										사업장배출계	6	6												
		사업장	(유)성일운수	2011-06 (2011.06.21)	김성일	산북동 3637	463-2201	폐업		생활폐기물	0													
										음식물류폐기물	0													
										사업장배출계	2							2						
		사업장	화성통운㈜	2011-07 (2011.08.30)	이동일	소룡동 45	467-6087	폐업	읍도	생활폐기물	0													
										음식물류폐기물	0													
										사업장배출계	2											2		
		사업장	미창개발㈜	제2004-2호 (2009.04.28)	이만수	소룡동 1582-18	467-2133	폐업	읍도	생활폐기물	0													
										음식물류폐기물	0													
										사업장배출계	4									2		2		
		사업장	㈜국제특수	제2010-12호 (2010.7.20)	박길성	산북동 1859-1	464-6315	폐업	읍도	생활폐기물	0													
										음식물류폐기물	0													
										사업장배출계	4	4												
		사업장	보덕산업 감사자원	제2011-10호 (2011.10.10)	채수홍	미룡동 587-1	471-5133	폐업	읍도	생활폐기물	0													
										음식물류폐기물	0													
										사업장배출계	3			3										
		생활/사업장	대성환경자원	제2011-20호 (2012.1.6)	이남	옥구읍 어은리 998	471-4793	0	읍도	생활폐기물	2	1		1										
										음식물류폐기물	0													
										사업장배출계	2			1					1					

구분		허가대상 폐기물	업체명	등록·관리번호 (승인·허가일)	대표자	소재지	전화번호	2013년 처리량 (톤/년)	수집·운반 차량 현황														
시도	시군구								총계 (대)			밀폐식 차량 (대)	운반용 압착·압축 차량(대)	기계식 상차장치 부착차량 (대)	수거·교반 차량(대)	발효 차량(대)	탱크 로리(대)	카고 트럭(대)	암롤 트럭(대)	컨테이너 트럭(대)	버켓 로더(대)	덤프 트럭(대)	기타(대)
전북	군산시	생활	㈜창진	제2012-13호 (2012.5.17)	이창신	대야면 대야관통로 64	451-5779	0	용도	생활폐기물	3	2						1					
										음식물류폐기물	0												
										사업장배출계	0												
		사업장	(유)동화환경	제2012-17호 (2012.6.11)	황의선	성산면 수림로 281(산곡리)	453-4972	14,871	용도	생활폐기물	0												
										음식물류폐기물	0												
										사업장배출계	4								4				
		사업장	(유)대성산업	제2012-21호 (2012.7.26)	강대식	산북로 189(산북동)	466-0393	422	용도	생활폐기물	0												
										음식물류폐기물	0												
										사업장배출계	2								2				
		사업장	(유)영화산업	제2012-23호 (2012.8.24)	전희태	산북동 2542-1	466-8333	0	용도	생활폐기물	0												
										음식물류폐기물	0												
										사업장배출계	2			2									
		사업장	(유)미래환경물류	제2012-24호 (2012.8.30)	김혁진	산북동 201	461-7778	폐업	용도	생활폐기물	0												
										음식물류폐기물	0												
										사업장배출계	4								4				
		사업장	중원유통	제2012-25호 (2012.8.30)	정인길	서래로 31	446-5729	75	용도	생활폐기물	0												
										음식물류폐기물	0												
										사업장배출계	2			1				1					
		사업장	(유)전군로지스	제2012-27호 (2012.10.22)	최진렬	옥녀로 46(내초동)	464-5597	662	용도	생활폐기물	0												
										음식물류폐기물	0												
										사업장배출계	6							2				2	2
		사업장	(유)금호산업	제2012-26호 (2012.11.12)	박성준	나운안1길 19	468-5225	7,425	용도	생활폐기물	0												
										음식물류폐기물	0												
										사업장배출계	2								2				
		사업장	(유)태한산업	제2012-29호 (2012.11.12)	김판봉	군장대길 3(성산면)	452-2799	7,590	용도	생활폐기물	0												
										음식물류폐기물	0												
										사업장배출계	3								3				
		사업장	PYST	제2013-01호 (2013.1.30)	오복성	성산면 대명리 150	471-9100	0	용도	생활폐기물	0												
										음식물류폐기물	0												
										사업장배출계	4			2				2					
		생활	소망자원	제201200031호 (2013.3.8)	박규원	산북동 2542-1	466-2807	0	용도	생활폐기물	2	1		1									
										음식물류폐기물	0												
										사업장배출계	0												
		사업장	보광산업	제201300009호 (2013.4.30)	정형권	옥구읍 남척동길 4	467-3947	14	용도	생활폐기물	0												
										음식물류폐기물	0												
										사업장배출계	2			2									
		사업장	(유)한미환경	제201300010호 (2013.4.30)	최치선	서수면 함안로 431	451-0334	0	용도	생활폐기물	0												
										음식물류폐기물	0												
										사업장배출계	2			2									
		사업장	제이티산업	제201300014호 (2013.9.4)	김정훈	조촌안5길 35, 201호(경장동)	451-3500	0	용도	생활폐기물	0												
										음식물류폐기물	0												
										사업장배출계	2			2									
		사업장	㈜케이알금속환경	제201300043호 (2013.10.1)	최재호	군산산단로 143-39(비응도동)	471-5524	0	용도	생활폐기물	0												
										음식물류폐기물	0												
										사업장배출계	2			2									
		사업장	㈜이앤알	제201300053호 (2014.3.4)	정희진	임해로 355(소룡동)	472-2200	폐업	용도	생활폐기물	0												
										음식물류폐기물	0												
										사업장배출계	2	2											
		사업장	제이엠스크랩	제201400001호 (2014.1.9)	정우철	산북동 1489-2		0	용도	생활폐기물	0												
										음식물류폐기물	0												
										사업장배출계	3	1		1				1					
		사업장	㈜국인산업	제201400011호 (2013.5.1)	박무웅	외항로 1270(비응도동)		4,874	용도	생활폐기물	0												
										음식물류폐기물	0												
										사업장배출계	2							1	1				
	익산시계		47 업체					273,244	용도	생활폐기물	84	7	15	8	0	0	1	5	25	0	0	4	19
										음식물류폐기물	11	6	0	0	0	0	4	0	1	0	0	0	0
										사업장배출계	113	4	1	23	0	0	2	14	37	0	0	27	5

구분		허가대상 폐기물	업체명	등록·관리번호 (승인·허가일)	대표자	소재지	전화번호	2013년 처리량 (톤/년)	수집·운반 차량 현황														
시도	시군구								총계 (대)			밀폐식 차량 (대)	운반용 압착·압축 차량(대)	기계식 상차장치 부착차량 (대)	수거·교반 차량(대)	발효 차량(대)	탱크 로리(대)	카고 트럭(대)	암롤 트럭(대)	컨테이너 트럭(대)	버켓 로더(대)	덤프 트럭(대)	기타(대)
전북	익산시	생활	(유)금강공사	1997-19 (97.8.19)	최병선	덕기동 190-1	836-7981	32,971	용도	생활폐기물	30	4	7	1					7			4	7
										음식물류폐기물	2	2											
										사업장배출계	0												
		생활/사업장	(유)합동산업	2000-5 (00.10.4)	최재관	남중동 160-58	842-3113	7,792	용도	생활폐기물	11		8	1					1				1
										음식물류폐기물	0												
										사업장배출계	0												
		생활/사업장	크린테크㈜	2001-9(2001.6.23) 2001-3(2001.6.23)	배연봉	왕궁면 쌍제리 541-31	291-3200	3,294	용도	생활폐기물	3			1					2				
										음식물류폐기물	0												
										사업장배출계	0												
		생활/사업장	(유)세기환경	2001-10(2001.11.10.) 1997-15(1997.6.27.)	김정겸	석암동 389-3	832-6678	13,061	용도	생활폐기물	2								1				1
										음식물류폐기물	1						1						
										사업장배출계	0												
		생활/사업장	㈜이리위생공사	2002-1(2002.1.19.) 1997-1(1997.1.27.)	최재관	팔봉동 142-4	855-1011	20,294	용도	생활폐기물	2	1							1				
										음식물류폐기물	1						1						
										사업장배출계	0												
		생활/사업장	(유)주신테크	2012-1(12.3.21)	민영기	동산동 111	915-9092	1,204	용도	생활폐기물	2						1	1					
										음식물류폐기물	0												
										사업장배출계	0												
		생활/사업장	(유)유진환경	2003-4(20013.2.17.) 1996-11(1996.9.6.)	조재근	동산동 674-7	858-9767	1	용도	생활폐기물	2								1				1
										음식물류폐기물	0												
										사업장배출계	2												2
		생활/사업장	에덴환경건설㈜	2003-12(03.12.16)	박순자	신흥동 400-25	834-2262	559	용도	생활폐기물	3								3				
										음식물류폐기물	0												
										사업장배출계	0												
		생활/사업장	자연환경	2003-14(2003.11.21.) 2002-13(2002.10.14.)	국왕준	석암동 30-3	832-3757	4,967	용도	생활폐기물	2												2
										음식물류폐기물	0												
										사업장배출계	0												
		생활/사업장	(유)시온환경	2004-9(2004.4.26.)	김미자	신용동 385-3	854-7155	6	용도	생활폐기물	2								2				
										음식물류폐기물	1						1						
										사업장배출계	0												
		생활/사업장	(유)광우건설	2013-1(2013.4.5)	전봉윤	서동로 209(금강동)		566	용도	생활폐기물	2												2
										음식물류폐기물	0												
										사업장배출계	0												
		생활/사업장	(유)행복나누미	2006-1(2006.1.9.)	김형섭	부송동 157-93	838-0044	7,753	용도	생활폐기물	11	2		1				4	1				3
										음식물류폐기물	0												
										사업장배출계	0												
		생활/사업장	대성산업	2006-3(2006.3.28.) 2010-3(2010.4.9.)	소병록	영등동 767-8	831-9901	1,246	용도	생활폐기물	2			1					1				
										음식물류폐기물	0												
										사업장배출계	2								2				
		생활/사업장	명성환경	2006-11(2006.9.29.) 2005-12(2005.6.27.)	장용석	부송동 150-8	832-4354	68	용도	생활폐기물	2								2				
										음식물류폐기물	0												
										사업장배출계	2			1					1				
		생활/사업장	코리아환경	2007-14(2007.10.10.) 2010-6(2010.12.14.)	김미숙	금강동 342-7	857-0479	122	용도	생활폐기물	2												2
										음식물류폐기물	0												
										사업장배출계	2			1					1				
		생활/사업장	(유)동양산업개발	2004-11 (04.6.3)	최진연	석암동 358-14	831-8100	175	용도	생활폐기물	2			1					1				
										음식물류폐기물	0												
										사업장배출계	0												
		생활/사업장	(유)제은리소스	2011-1 (11.3.21.)	김종수	신용동344-2	833-7400	400	용도	생활폐기물	2			1					1				
										음식물류폐기물	0												
										사업장배출계	0												
		생활/사업장	(유)제이산업	2013.3 (2013.6.27)	양승용	군익로 453(송학동)	857-4140	15,361	용도	생활폐기물	0												
										음식물류폐기물	6	4					1		1				
										사업장배출계	0												
		사업장	(유)청진환경	1996-2 (95.5.14)	이희영	부송동 711-4	835-1186	1,425	용도	생활폐기물	0												
										음식물류폐기물	0												
										사업장배출계	2								2				

구분		허가대상 폐기물	업체명	등록·관리번호 (승인·허가일)	대표자	소재지	전화번호	2013년 처리량 (톤/년)	수집·운반 차량 현황														
시도	시군구								총계 (대)			밀폐식 차량 (대)	운반용 압착·압축 차량(대)	기계식 상차장치 부착차량 (대)	수거·교반 차량(대)	발효 차량(대)	탱크 로리(대)	카고 트럭(대)	암롤 트럭(대)	컨테이너 트럭(대)	버켓 로더(대)	덤프 트럭(대)	기타(대)
전북	익산시	사업장	(유)익산환경	1997-18 (97.8.5)	김종대	용안면 창리 477-3	862-2533	3,605	용도	생활폐기물	0												
										음식물류폐기물	0												
										사업장배출계	2		1						1				
		사업장	(유)한솔산업	1997-20 (97.8.22)	유동호	황등면 율촌리 165-3	831-4100	33,149	용도	생활폐기물	0												
										음식물류폐기물	0												
										사업장배출계	2											2	
		사업장	(유)장안산업	1999-3 (99.4.22)	임맹란	황등면 동연리 609-1	858-8360	6,092	용도	생활폐기물	0												
										음식물류폐기물	0												
										사업장배출계	2			1				1					
		사업장	㈜대한비료	2002-6 (02.5.15)	조규현	망성면 신작리 1004-10	861-8585	0	용도	생활폐기물	0												
										음식물류폐기물	0												
										사업장배출계	2								2				
		사업장	(유)창대환경	2004-14 (04.10.6)	김인재	석암동 358-14	858-5550	9,614	용도	생활폐기물	0												
										음식물류폐기물	0												
										사업장배출계	4			2					2				
		사업장	익주산업유지	2004-18 (05.1.3)	최두섭	석왕동 107-13	832-0831	119	용도	생활폐기물	0												
										음식물류폐기물	0												
										사업장배출계	4	2		1			1						
		사업장	동부환경	2005-2 (05.3.5)	원종숙	송학동 182-7	858-2494	9,958	용도	생활폐기물	0												
										음식물류폐기물	0												
										사업장배출계	4								4				
		사업장	(유)삼화그린웰	2005-10 (05.10.4)	윤호준	왕궁면 구덕리 506	832-1358	4,006	용도	생활폐기물	0												
										음식물류폐기물	0												
										사업장배출계	2							1	1				
		사업장	㈜삼영씨앤알	2006-2 (06.1.18)	이재춘	왕궁면 쌍제리 551-2	291-9918	0	용도	생활폐기물	0												
										음식물류폐기물	0												
										사업장배출계	2			2									
		사업장	하나자원환경	2006-12 (06.11.10)	고훈희	춘포면 신동리 143-3	853-0092	-	용도	생활폐기물	0												
										음식물류폐기물	0												
										사업장배출계	2			2									
		사업장	대한통운㈜	2007-2 (07.1.18)	강상열	팔봉동 835	835-0543	16,220	용도	생활폐기물	0												
										음식물류폐기물	0												
										사업장배출계	20							8	5			7	
		사업장	신흥물산㈜	2007-15 (07.10.23)	최상인	신흥동 813-6	703-4516	300	용도	생활폐기물	0												
										음식물류폐기물	0												
										사업장배출계	2						1	1					
		사업장	천우산업	2008-3 (08.3.18)	송철우	부송동 379-6	838-1118	26,394	용도	생활폐기물	0												
										음식물류폐기물	0												
										사업장배출계	8			2				1	4				1
		사업장	(유)한진환경	2008-7 (08.7.25)	박영수	덕기동 180-34	838-3072	10,306	용도	생활폐기물	0												
										음식물류폐기물	0												
										사업장배출계	3											3	
		사업장	(유)해머	2009-7 (09.9.17)	정순석	왕궁면 온수리 4-38	291-6511	3,505	용도	생활폐기물	0												
										음식물류폐기물	0												
										사업장배출계	7			4					2			1	
		사업장	(유)거산건설	2009-9 (09.11.10)	임중희	인화동1가 126-6	842-0476	-	용도	생활폐기물	0												
										음식물류폐기물	0												
										사업장배출계	5											5	
		사업장	다송환경	2010-5 (10.12.6)	문병완	함열읍 석매리 1130-6	858-0972	1,118	용도	생활폐기물	0												
										음식물류폐기물	0												
										사업장배출계	2								2				
		사업장	코리아환경	2007-14 (07.10.10)	김미숙	금강동 342-7	857-0479	25	용도	생활폐기물	2			1					1				
										음식물류폐기물	0												
										사업장배출계	2			1					1				
		사업장	숲앤그린	2011-3 (11.3.3)	신명재	신동 603-3		3,178	용도	생활폐기물	0												
										음식물류폐기물	0												
										사업장배출계	2											2	

구분		허가대상 폐기물	업체명	등록·관리번호 (승인·허가일)	대표자	소재지	전화번호	2013년 처리량 (톤/년)	수집·운반 차량 현황														
시도	시군구								총계 (대)			밀폐식 차량 (대)	운반용 압착·압축 차량(대)	기계식 상차장치 부착차량 (대)	수거·교반 차량(대)	발효 차량(대)	탱크 로리(대)	카고 트럭(대)	암롤 트럭(대)	컨테이너 트럭(대)	버켓 로더(대)	덤프 트럭(대)	기타(대)
전북	익산시	사업장	(유)대한청정	2011-5 (11.8.11)	고재범	웅포면 입정리 361-2	862-8110	20,994	용도	생활폐기물	0												
										음식물류폐기물	0												
										사업장배출계	4			1				1	2				
		사업장	㈜은지산업	2011-6 (11.8.19)	김지수	삼기면 기산리 산 148-11	858-8185	6,013	용도	생활폐기물	0												
										음식물류폐기물	0												
										사업장배출계	6											6	
		사업장	(유)에이유에스	2011-7 (11.10.21)	이강실	어양동 513-3	839-2102	3	용도	생활폐기물	0												
										음식물류폐기물	0												
										사업장배출계	2	2											
		사업장	㈜그린환경	2011-8 (11.11.16)	유재례	함열읍 다송리 509-17	856-0207	0	용도	생활폐기물	0												
										음식물류폐기물	0												
										사업장배출계	2			2									
		사업장	(유)새벽	2012-2 (12.5.8)	이영원	중앙동2가 22-160	537-3351	4,800	용도	생활폐기물	0												
										음식물류폐기물	0												
										사업장배출계	2								1			1	
		사업장	천금산업	2013-6 (2013.12.27)	최재균	춘포면 증보들길 302-45	838-8804	0	용도	생활폐기물	0												
										음식물류폐기물	0												
										사업장배출계	2			1					1				
		사업장	삼삼자원	2013-1 (2013.5.24)	김복규	춘포면 오산리 455-11	832-3359	0	용도	생활폐기물	0												
										음식물류폐기물	0												
										사업장배출계	3			1					1				1
		사업장	하나환경	2013-3 (2013.6.21)	박정근	마동 335-13	835-3349	0	용도	생활폐기물	0												
										음식물류폐기물	0												
										사업장배출계	3							1	1				1
		사업장	(유)제이와이산업	2013-3 (2013.6.21)	최재준	덕기1길 116(덕기동)	831-1130	2,580	용도	생활폐기물	0												
										음식물류폐기물	0												
										사업장배출계	2			1					1				
	정읍시계		12 업체					18,594	용도	생활폐기물	16	1	4	3	0	0	0	0	4	0	0	4	0
										음식물류폐기물	0	0	0	0	0	0	0	0	0	0	0	0	0
										사업장배출계	30	0	0	19	0	0	0	3	7	0	0	1	0
	정읍시	생활	(유)현대환경	2008-4 (2008.06.05)	변덕순, 유재록	망제동 564-1	063-538-3510	10,957	용도	생활폐기물	6		4						1			1	
										음식물류폐기물	0												
										사업장배출계	0												
		사업장	그린에너지	2006-2 (2006.12.28)	김일기	신태인읍 신태인리 574-1		0	용도	생활폐기물	0												
										음식물류폐기물	0												
										사업장배출계	2			1				1					
		생활/사업장	보림환경	2008-1 2005-4 (2005.06.24)	박현숙	하북동 155-27	063-537-4700	1,375	용도	생활폐기물	2			1					1				
										음식물류폐기물	0												
										사업장배출계	4			3					1				
		생활/사업장	명성에너지	2007-2 2002-2 (2002.10.08)	신은하	북면 남산리 319	063-571-7109	1,702	용도	생활폐기물	2	1		1									
										음식물류폐기물	0												
										사업장배출계	2			1					1				
		사업장	(유)세강알앤씨	2007-1 (2007.01.09)	정선례	고부면 고부리 351-1	063-538-0047	1,949	용도	생활폐기물	0												
										음식물류폐기물	0												
										사업장배출계	6			5					1				
		사업장	금강자원	2003-1 (2003.11.27)	김진남	하북동 278-1	063-531-3057	1,664	용도	생활폐기물	0												
										음식물류폐기물	0												
										사업장배출계	6			3				2	1				
		생활	(유)현영	99-1 (1999.07.21)	윤병원	감곡면 오주리 58-10	063-571-2215	797	용도	생활폐기물	6			1					2			3	
										음식물류폐기물	0												
										사업장배출계	0												
		사업장	남산환경	2009-1 (2009.08.28)	김숙자	덕천면 달천리 1084	063-532-6147	150	용도	생활폐기물	0												
										음식물류폐기물	0												
										사업장배출계	2			1								1	
		사업장	왕창자원환경	2009-2 (2009.11.17)	조점례	상평동 63-6	063-533-3468	0	용도	생활폐기물	0												
										음식물류폐기물	0												
										사업장배출계	2			2									

구분		허가대상 폐기물	업체명	등록·관리번호 (승인·허가일)	대표자	소재지	전화번호	2013년 처리량 (톤/년)	수집·운반 차량 현황															
시도	시군구								총계 (대)			밀폐식 차량 (대)	운반용 압착·압축 차량(대)	기계식 상차장치 부착차량 (대)	수거·교반 차량(대)	발효 차량(대)	탱크 로리(대)	카고 트럭(대)	암롤 트럭(대)	컨테이너 트럭(대)	버켓 로더(대)	덤프 트럭(대)	기타(대)
전북	정읍시	사업장	여명환경	2012-2 (2012.06.29)	전계희	영원면 은선리 525-1		0	용도	생활폐기물	0													
										음식물류폐기물	0													
										사업장배출계	2			1					1					
		사업장	새벽	2013-2 (2013.06.11)	이창석	서부산업도로 308,301호(연지동)	537-3359	0	용도	생활폐기물	0													
										음식물류폐기물	0													
										사업장배출계	2								2					
		사업장	영신금속	2013-4 (2013.12.05)	하동선	황토현로 938-7(망제동)	536-0887	0	용도	생활폐기물	0													
										음식물류폐기물	0													
										사업장배출계	2			2										
	남원시계		4 업체					4,318	용도	생활폐기물	0	0	0	0	0	0	0	0	0	0	0	0	0	0
										음식물류폐기물	0	0	0	0	0	0	0	0	0	0	0	0	0	0
										사업장배출계	8	3	0	2	0	0	0	0	1	0	0	2	0	
	남원시	사업장	(유)소망물류	2010-1 (2010.04.22)	이성재	사매면 춘향로 735	634-8683	0	용도	생활폐기물	0													
										음식물류폐기물	0													
										사업장배출계	2											2		
		사업장	믿음영농조합법인	2012-1 (2012.4.26)	범성철	덕과면 사율길 35-19	635-2092	3,745	용도	생활폐기물	0													
										음식물류폐기물	0													
										사업장배출계	2	1							1					
		사업장	남원축산업협동조합	2013-1 (2013.1.3)	강병무	붕맛길 99(향교동)	630-1100	573	용도	생활폐기물	0													
										음식물류폐기물	0													
										사업장배출계	2	2												
		사업장	태성스틸자원	2013-7 (2013.12.23)	최병우	쑥고개로 109(노암동)	636-7418	0	용도	생활폐기물	0													
										음식물류폐기물	0													
										사업장배출계	2			2										
	김제시계		13 업체					31,598	용도	생활폐기물	2	0	2	0	0	0	0	0	0	0	0	0	0	0
										음식물류폐기물	0	0	0	0	0	0	0	0	0	0	0	0	0	0
										사업장배출계	42	2	0	1	0	0	1	0	4	15	0	2	17	
	김제시	생활/사업장	(유)현대종합환경	제13호 제14호 (2003.02 24)	임근성	금구면 금구리 656-6	543-5245	0	용도	생활폐기물	2		2											
										음식물류폐기물	0													
										사업장배출계	2								2					
		사업장	(유)세웅바이오	제45호 (2010.03.03)	김선희	월성동 491-17	545-1210	266	용도	생활폐기물	0													
										음식물류폐기물	0													
										사업장배출계	2			1					1					
		사업장	믿음환경	제24호 2004.07.23)	조병호	백구면 학동리 599-1	545-0774	10,759	용도	생활폐기물	0													
										음식물류폐기물	0													
										사업장배출계	2									2				
		사업장	(유)가인산업	재26호 (2004.11.29)	양선례	요촌동 560-1	543-1875	1,151	용도	생활폐기물	0													
										음식물류폐기물	0													
										사업장배출계	4						1			3				
		사업장	상신환경	제32호 (2005.12.15)	장영자	백구면 학동리 581-43	542-8078	283	용도	생활폐기물	0													
										음식물류폐기물	0													
										사업장배출계	5									3			2	
		사업장	(유)한길환경	제33호 (2000.07.28)	송요안	용지면 송산리 187-3	547-1996	3,546	용도	생활폐기물	0													
										음식물류폐기물	0													
										사업장배출계	2									2				
		사업장	건우자원	제53호(2012.12.31)	이경일	용지면 구암리 65-1	543-9749	0	용도	생활폐기물	0													
										음식물류폐기물	0													
										사업장배출계	3													3
		사업장	삼양유지	제44호(2009.07.15)	서원기	용지면 효정리 525-7	546-6156	6,720	용도	생활폐기물	0													
										음식물류폐기물	0													
										사업장배출계	10	2												8
		사업장	푸르름리소스	제49호(2010.07.27)	조정현	흥사동 283-1		0	용도	생활폐기물	0													
										음식물류폐기물	0													
										사업장배출계	2													2
		사업장	지원환경	제38호 (2007.12.04)	강경수	성덕면 대석리 36-1		0	용도	생활폐기물	0													
										음식물류폐기물	0													
										사업장배출계	2								1					1

구분		허가대상 폐기물	업체명	등록·관리번호 (승인·허가일)	대표자	소재지	전화번호	2013년 처리량 (톤/년)	수집·운반 차량 현황															
시도	시군구								총계 (대)			밀폐식 차량 (대)	운반용 압착·압축 차량(대)	기계식 상차장치 부착차량 (대)	수거·교반 차량(대)	발효 차량(대)	탱크 로리(대)	카고 트럭(대)	암롤 트럭(대)	컨테이너 트럭(대)	버켓 로더(대)	덤프 트럭(대)	기타(대)
전북	김제시	사업장	동영산업	제40호(2012.11.15) 제41호(2008.01.16)	장봉균	백산면 부거리 800-1	547-3546	4,165	용도	생활폐기물	0													
										음식물류폐기물	0													
										사업장배출계	4									2		2		
		사업장	형진수지	제41호 (2008.09.11)	이한열	금구면 오봉리 191	546-6366	0	용도	생활폐기물	0													
										음식물류폐기물	0													
										사업장배출계	3									2				1
		사업장	(유)효림운수	제46호 (2010.07.02)	신재은	용지면 장신리 358	544-7933	4,708	용도	생활폐기물	0													
										음식물류폐기물	0													
										사업장배출계	1									1				
	완주군계		19 업체					483,362	용도	생활폐기물	27	0	3	1	0	0	0	16	2	0	0	4	1
										음식물류폐기물	0	0	0	0	0	0	0	0	0	0	0	0	0
										사업장배출계	81	0	0	7	0	0	0	4	8	35	0	24	3
	완주군	생활	(유)완주환경토건	제1호 (1996.10.21)	박용완	소양면 황운리 736-4	243-6872	1,695	용도	생활폐기물	3		3											
										음식물류폐기물	0													
										사업장배출계	0													
		사업장	(유)우성	제13호 (1997.07.13)	정순석	고산면 성재리 794	244-8411	5,308	용도	생활폐기물	0													
										음식물류폐기물	0													
										사업장배출계	3								3					
		사업장	(유)풍남특수	제7호 (1997.02.17)	윤운호	이서면 상개리 309-80	227-6900	360,662	용도	생활폐기물	0													
										음식물류폐기물	0													
										사업장배출계	43									23		20		
		사업장	㈜동진환경	제14호 (1999.10.30)	최일권	봉동읍 장구리 366-31	245-4000	7,530	용도	생활폐기물	0													
										음식물류폐기물	0													
										사업장배출계	2											1	1	
		사업장	한국바이오영농조합	제28호 (2003.02.07)	최공엽	비봉면 백도리 363	263-1711	45	용도	생활폐기물	0													
										음식물류폐기물	0													
										사업장배출계	2								2					
		사업장	(유)은진산업	2005-2 (2004.02.06)	진석근	봉동읍 장구리 462-30	262-6141	1,193	용도	생활폐기물	0													
										음식물류폐기물	0													
										사업장배출계	2							2						
		사업장	(유)유강산업	제7호 (1997.02.17)	김종일	봉동읍 용암리 379-9	263-3351	77,798	용도	생활폐기물	0													
										음식물류폐기물	0													
										사업장배출계	12								3	8		1		
		생활/사업장	(유)전일환경	2007-1 (2007.10.08)	송기순	상관면 신리 695-1	232-7272	35	용도	생활폐기물	3											3		
										음식물류폐기물	0													
										사업장배출계	0													
		사업장	완주상사	2012-6 (2013.1.7)	이정호	삼례읍 용와로 60	291-0904	41	용도	생활폐기물	0													
										음식물류폐기물	0													
										사업장배출계	2			1										1
		생활/사업장	㈜케이알침목산업	2009-1 (2009.06.05)	김영숙	봉동읍 구암리 817	262-9775	0	용도	생활폐기물	2							2					
										음식물류폐기물	0													
										사업장배출계	0													
		사업장	㈜광평특수화물	2009-2 (2009.10.21)	정일	삼례읍 삼례리 813	256-3800	126	용도	생활폐기물	0													
										음식물류폐기물	0													
										사업장배출계	3									3				
		생활/사업장	(유)한양종합물류	2010-3 (2010.06.17)	박희숙	봉동읍 장구리 66-8	263-0015	324	용도	생활폐기물	14							14					
										음식물류폐기물	0													
										사업장배출계	0													
		생활/사업장	한솔산업	2011-1 (2011.04.13)	라용주	삼례읍 삼례리 184-38	226-1818	0	용도	생활폐기물	3			1					1				1
										음식물류폐기물	0													
										사업장배출계	0													
		사업장	(유)유선운수	2011-4 (2011.12.09)	소복철	용진면 완주로 660-3	254-3296	1,491	용도	생활폐기물	0													
										음식물류폐기물	0													
										사업장배출계	3									1		1	1	
		사업장	(유)사랑이엔브이	2003-3 (2003.04.29)	윤여일	봉동읍 신성리 24-5	246-5515	224	용도	생활폐기물	0													
										음식물류폐기물	0													
										사업장배출계	3							2				1		

구분		허가대상 폐기물	업체명	등록·관리번호 (승인·허가일)	대표자	소재지	전화번호	2013년 처리량 (톤/년)	수집·운반 차량 현황															
시도	시군구								총계 (대)			밀폐식 차량 (대)	운반용 압착·압축 차량(대)	기계식 상차장치 부착차량 (대)	수거·교반 차량(대)	발효 차량(대)	탱크 로리(대)	카고 트럭(대)	암롤 트럭(대)	컨테이너 트럭(대)	버켓 로더(대)	덤프 트럭(대)	기타(대)
전북	완주군	생활/사업장	(유)완주환경토건	2011-2 (2011.10.26)	박용완	소양면 황운리 736-4	243-6872	21,110	용도	생활폐기물	2								1			1	
										음식물류폐기물	0												
										사업장배출계	0												
		사업장	(유)삼보환경 엔지니어링	2011-3(2011.12.09) 2011.12.09	오홍선	고산면 어우리 626	263-7878	5,780	용도	생활폐기물	0												
										음식물류폐기물	0												
										사업장배출계	2			2									
		사업장	㈜해동산업	2013-5(2013.10.11) 2011.12.09	임혜자	삼례읍 수계리 382-26	262-3434	0	용도	생활폐기물	0												
										음식물류폐기물	0												
										사업장배출계	2			2									
		사업장	동양비니루	2013-7(2013.10.11) 2013.10.11	문승자	소양면 화심리 489	244-1546	0	용도	생활폐기물	0												
										음식물류폐기물	0												
										사업장배출계	2			2									
	진안군계		2 업체					7,541	용도	생활폐기물	0	0	0	0	0	0	0	0	0	0	0	0	0
										음식물류폐기물	3	0	3	0	0	0	0	0	0	0	0	0	0
										사업장배출계	2	0	0	0	0	0	0	2	0	0	0	0	0
	진안군	생활	이삭	2000-2(2000.12.01) 2000-2(2000.10.18)	기대현	부귀면 오룡리 18-7	433-6567	7,541	용도	생활폐기물	0												
										음식물류폐기물	3		3										
										사업장배출계	0												
		사업장	마이환경	2004-1(2004.6.25) 2001-1(2001-11.23)	배성기	진안읍 구룡리 694-4	433-3532	0	용도	생활폐기물	0												
										음식물류폐기물	0												
										사업장배출계	2							2					
	무주군계		1 업체					503	용도	생활폐기물	5	0	2	0	0	0	0	0	1	0	0	0	2
										음식물류폐기물	0	0	0	0	0	0	0	0	0	0	0	0	0
										사업장배출계	0	0	0	0	0	0	0	0	0	0	0	0	0
	무주군	생활/사업장	㈜드림잡	2007-1 (2007.12.10.)	김재혁	무주군 설천면 만선로 185	063-320-7672	503	용도	생활폐기물	5	0	2						1				2
										음식물류폐기물	0												
										사업장배출계	0												
	장순군계		1 업체					25	용도	생활폐기물	0	0	0	0	0	0	0	0	0	0	0	0	0
										음식물류폐기물	0	0	0	0	0	0	0	0	0	0	0	0	0
										사업장배출계	2	0	2	0	0	0	0	0	0	0	0	0	0
	장수군	사업장	반석자원	2007-1 (2007.11.07)	박찬만	전북 장수군 장계면 원무농길 1	351-8336	25	용도	생활폐기물	0												
										음식물류폐기물	0												
										사업장배출계	2		2										
	순창군계		1 업체					586	용도	생활폐기물	0	0	0	0	0	0	0	0	0	0	0	0	0
										음식물류폐기물	3	3	0	0	0	0	0	0	0	0	0	0	0
										사업장배출계	0	0	0	0	0	0	0	0	0	0	0	0	0
	순창군	사업장	(유)아주환경	순창2012-1 (2012.3.2)	김대정	순창읍 순창7길 21	070-7647-1008	586	용도	생활폐기물	0												
										음식물류폐기물	3	3											
										사업장배출계	0												
	부안군계		3 업체					40	용도	생활폐기물	7	0	1	3	0	0	0	1	1	0	0	1	0
										음식물류폐기물	0	0	0	0	0	0	0	0	0	0	0	0	0
										사업장배출계	0	0	0	0	0	0	0	0	0	0	0	0	0
	부안군	생활	티아미환경	2005-1호 ('05.10.21)	서상선	부안읍 선은리179-8		40	용도	생활폐기물	3		1	2									
										음식물류폐기물	0												
										사업장배출계	0												
		생활	한일환경	2011-1호 ('11.01.17)	강마태	진서면 석포리 795		실적없음	용도	생활폐기물	2			1					1				
										음식물류폐기물	0												
										사업장배출계	0												
		생활	백산환경	2012-1호 ('12.04.20)	최형익	백산면 평교리 285		실적없음	용도	생활폐기물	2							1				1	
										음식물류폐기물	0												
										사업장배출계	0												
전남	소계		243 업체					8,816,040	용도	총계	1,246	142	105	64	3	0	28	119	197	40	0	368	180
										생활폐기물	334	36	79	22	0	0	5	32	94	0	0	57	9
										음식물류폐기물	63	45	4	2	2	0	0	4	1	3	0	2	0
										사업장배출계	849	61	22	40	1	0	23	83	102	37	0	309	171
	목포시계		21 업체					47,909	용도	생활폐기물	32	0	7	4	0	0	0	0	20	0	0	1	0
										음식물류폐기물	9	7	0	0	0	0	0	1	1	0	0	0	0
										사업장배출계	33	0	2	4	0	0	0	1	16	0	0	10	0

구분		허가대상 폐기물	업체명	등록·관리번호 (승인·허가일)	대표자	소재지	전화번호	2013년 처리량 (톤/년)	수집·운반 차량 현황														
시도	시군구								총계 (대)			밀폐식 차량 (대)	운반용 압착·압축 차량(대)	기계식 상차장치 부착차량 (대)	수거·교반 차량(대)	발효 차량(대)	탱크 로리(대)	카고 트럭(대)	암롤 트럭(대)	컨테이너 트럭(대)	버켓 로더(대)	덤프 트럭(대)	기타(대)
전남	목포시	생활/사업장	㈜목포청결사	92-3(92.9.24) '12-3(12.9.17)	이점용	둔재머리길 53	283-2816	3,763	용도	생활폐기물	3		1						2				
										음식물류폐기물	0												
								40		사업장배출계	2								2				
		생활/사업장	(유)서남환경	98-4(98.5.13) '03-19(03.5.31)	임감단	둔재머리길 17	243-9600	3,773	용도	생활폐기물	5		2						3				
										음식물류폐기물	0												
								702		사업장배출계	2			1					1				
		생활/사업장	(유)전남환경	01-14(01.11.28) '03-18(03.1.4)	김덕진	산정동 1112-14	242-6700	1,538	용도	생활폐기물	3								3				
										음식물류폐기물	0												
								0		사업장배출계	2							1	1				
		생활	㈜호남환경개발	00-8(00.2.2)	신성수	산정동 1404-7	282-9993	0	용도	생활폐기물	2		1						1				
										음식물류폐기물	0												
										사업장배출계	0												
		생활	호남축산 영농조합법인	05-4(05.12.28) (05.12.28)	박정애	용해동 212-87	281-6609	0	용도	생활폐기물	0												
										음식물류폐기물	2	1							1				
										사업장배출계	0												
		생활	대양종합환경개발㈜	06-1(06.11.22) (06.1.22)	강동원	대양동 866	272-3388	229	용도	생활폐기물	3		1						2				
										음식물류폐기물	0												
										사업장배출계	0												
		생활	음식물처리나라	07-1(07.1.8)	박미영	산정동 1055-67	272-8100	1,608	용도	생활폐기물	0												
										음식물류폐기물	2	2											
										사업장배출계	0												
		사업장	(유)신영산업	07-2(07.7.6)	이정훈외 1명	용당로 201(용당동)	279-1922	1,322	용도	생활폐기물	0												
										음식물류폐기물	0												
										사업장배출계	7								3			4	
		생활	바다환경㈜	08-3(08.5.15)	김이랑	산정동 1639-5	285-7223	756	용도	생활폐기물	3								3				
										음식물류폐기물	0												
										사업장배출계	0												
		생활	(유)제일환경	09-2(09.9.3)	천은주	상락동2가 8-9번지	287-0472	0	용도	생활폐기물	4		1	1					2				
										음식물류폐기물	0												
										사업장배출계	0												
		생활/사업장	(유)성원환경개발	09-3(09.9.3) '09-4(09.9.3)	이연주	대양동 957-2	279-1801	0	용도	생활폐기물	3		1						2				
										음식물류폐기물	0												
								3,868		사업장배출계	2			1					1				
		생활	(유)국제실업	10-1(10.2.2)	조소영	상동 961-11	278-6536	1,295	용도	생활폐기물	0												
										음식물류폐기물	3	2						1					
										사업장배출계	0												
		생활	(유)매일환경	10-3(11.5.2)	이삼순	산정동43-6	283-8256		용도	생활폐기물	0												
								187		음식물류폐기물	2	2											
										사업장배출계	0												
		사업장	(유)영훈특수운송	2011-4(11.5.26)	서영철	비파로165, 203호	285-3678	25,033	용도	생활폐기물	0												
										음식물류폐기물	0												
										사업장배출계	5											5	
		생활	푸른환경	2011-5(11.7.28)	이석호	옥암동 758	283-8256	0	용도	생활폐기물	3			1					2				
										음식물류폐기물	0												
										사업장배출계	0												
		생활	대아건설㈜	2010-2(10.4.27)	김경민	비파로 159(상동)	282-8296	0	용도	생활폐기물	3			2								1	
										음식물류폐기물	0												
										사업장배출계	0												
		사업장	(유)태진환경	2011-8 (11.12.26)	김진호	북항주택로 30-1	273-3221	3,770	용도	생활폐기물	0												
										음식물류폐기물	0												
										사업장배출계	2								2				
		사업장	(유)한국환경	2004-2 (04.5.17)	박지현	동명동 406번지	245-0365	0	용도	생활폐기물	0												
										음식물류폐기물	0												
										사업장배출계	3		1						1			1	
		생활	(유)첨단환경	2013-1 (13.6.17)	조용균	삼학로 144	244-0844	0	용도	생활폐기물	0												
										음식물류폐기물	0												
										사업장배출계	3		1	1					1				

구분		허가대상 폐기물	업체명	등록·관리번호 (승인·허가일)	대표자	소재지	전화번호	2013년 처리량 (톤/년)	수집·운반 차량 현황														
시도	시군구								총계 (대)			밀폐식 차량 (대)	운반용 압착·압축 차량(대)	기계식 상차장치 부착차량 (대)	수거·교반 차량(대)	발효 차량(대)	탱크 로리(대)	카고 트럭(대)	암롤 트럭(대)	컨테이너 트럭(대)	버켓 로더(대)	덤프 트럭(대)	기타(대)
전남	목포시	생활	(유)누리환경자원	2013-2 (13.7.26)	박도현	영산로 661	272-3387	25	용도	생활폐기물	0												
										음식물류폐기물	0												
										사업장배출계	3			1					2				
		사업장	청해환경	2014-2 (14.3.18)	김칠성	고하대로 688-1	273-2456	0	용도	생활폐기물	0												
										음식물류폐기물	0												
										사업장배출계	2								2				
	여수시계		75 업체					710,344	용도	생활폐기물	162	15	42	8	0	0	0	15	50	0	0	28	4
										음식물류폐기물	21	19	2	0	0	0	0	0	0	0	0	0	0
										사업장배출계	245	30	0	14	1	0	7	38	42	5	0	18	90
	여수시	생활/사업장	(유)동부환경	92호 ('05.11.17)	박남균	미평동635-2	061-653-7666	7,805	용도	생활폐기물	3		1					1	1				
										음식물류폐기물	0												
										사업장배출계	5			1					4				
		사업장	(유)청해환경	6호 ('97.12.26)	백형진	만흥동1230-1	061-654-2673	398	용도	생활폐기물	0												
										음식물류폐기물	0												
										사업장배출계	5	3							2				
		생활/사업장	초록환경산업㈜	86호 ('98.02.25)	유덕식	봉산동278-1	061-643-6113	2,189	용도	생활폐기물	2								2				
										음식물류폐기물	0												
										사업장배출계	3			1				1	1				
		사업장	(유)동진자원환경	11호 ('98.03.20)	최경모	상암동972-2	061-686-8878	42	용도	생활폐기물	0												
										음식물류폐기물	0												
										사업장배출계	2			1					1				
		생활/사업장	시민환경	17호 ('55.12.29)	김용섭	남산동1184	061-652-8087	85	용도	생활폐기물	3		2						1				
										음식물류폐기물	0												
										사업장배출계	2			1					1				
		생활	(유)여수보건공사	19호 ('97.07.01)	대표이사	웅천동1558-2	061-642-0177	0	용도	생활폐기물	3		2						1				
										음식물류폐기물	1		1										
										사업장배출계	0												
		생활/사업장	(유)진남위생공사	20호 ('96.02.29)	한옥철	선원동1252-8	061-684-1323	5,596	용도	생활폐기물	8		2	1					5				
										음식물류폐기물	4	4											
										사업장배출계	0												
		생활	(유)여천위생공사	23호 ('97.07.30)	오창연	소라면 봉두리 836	061-686-3425	1,328	용도	생활폐기물	4		1					1	2				
										음식물류폐기물	0												
										사업장배출계	0												
		생활/사업장	㈜녹색환경산업	99호 ('07.04.28)	조동환	소라면 봉두리 547	061-685-3300	24,312	용도	생활폐기물	5		2	1					2				
										음식물류폐기물	0												
										사업장배출계	5								5				
		생활	㈜그린여천환경공사	28호 ('98.02.05)	신정식	화장동 781-9	061-683-0100	0	용도	생활폐기물	8								2			6	
										음식물류폐기물	1	1											
										사업장배출계	0												
		생활	(유)여천보건위생공사	30호 ('96.02.29)	김내중	소라면 봉두리 836	061-685-6402	0	용도	생활폐기물	11		3						2			6	
										음식물류폐기물	2	2											
										사업장배출계	0												
		생활/사업장	(유)여수환경	110호 ('09.01.02)	김기웅	문수동 148-2	061-652-6064	51	용도	생활폐기물	3		2						1				
										음식물류폐기물	0												
										사업장배출계	2								1			1	
		사업장	(유)대양개발	38호 ('00.01.21)	정승원	학동 15-13	061-691-0404	0	용도	생활폐기물	0												
										음식물류폐기물	0												
										사업장배출계	2							2					
		사업장	㈜그린포트	45호 ('00.10.19)	김종권	광무동119-1	061-666-4565	6,146	용도	생활폐기물	0												
										음식물류폐기물	0												
										사업장배출계	6							6					
		사업장	㈜에이치엔	51호 (01.04.11)	대표이사	중흥동 750-3	061-691-5656	24,508	용도	생활폐기물	0												
										음식물류폐기물	0												
										사업장배출계	5	1					2	2					
		사업장	㈜그린	54호 ('01.09.05)	서현권	봉계동 496-1	061-691-4161	6,313	용도	생활폐기물	0												
										음식물류폐기물	0												
										사업장배출계	4	2						1	1				

구분		허가대상 폐기물	업체명	등록·관리번호 (승인·허가일)	대표자	소재지	전화번호	2013년 처리량 (톤/년)	수집·운반 차량 현황														
시도	시군구								총계 (대)			밀폐식 차량 (대)	운반용 압착·압축 차량(대)	기계식 상차장치 부착차량 (대)	수거·교반 차량(대)	발효 차량(대)	탱크 로리(대)	카고 트럭(대)	암롤 트럭(대)	컨테이너 트럭(대)	버켓 로더(대)	덤프 트럭(대)	기타(대)
전남	여수시	생활/사업장	(유)중앙환경건설	64호 ('02.12.03)	강성길	미평동 648-3	061-653-5301	1,040	용도	생활폐기물	3		1					1	1				
										음식물류폐기물	0												
										사업장배출계	2							2					
		생활/사업장	㈜동남환경	85호 ('05.05.20)	황미웅	화치동 국가산단 11-9-3	061-685-1525	4,290	용도	생활폐기물	5		1					1	1				2
										음식물류폐기물	0												
										사업장배출계	6			1				1	4				
		생활	(유)유성환경	67호 ('03.08.08)	서종탁	연등동 726-3	061-692-5287	715	용도	생활폐기물	2		1						1				
										음식물류폐기물	0												
										사업장배출계	0												
		생활/사업장	자유환경산업	74호 ('04.07.28)	서숙경	국동 37-57	061-642-3367	742	용도	생활폐기물	3	1	1					1					
										음식물류폐기물	0												
										사업장배출계	2			1					1				
		사업장	㈜동양플랜트	76호 ('04.08.13)	정병선	미평동 572-3	061-652-5654	0	용도	생활폐기물	0												
										음식물류폐기물	0												
										사업장배출계	3	1										2	
		사업장	㈜그린환경건설	77호 ('04.08.25)	임신남	호명동 1470-1	061-654-3077	0	용도	생활폐기물	0												
										음식물류폐기물	0												
										사업장배출계	0												
		사업장	(유)유진환경산업	90호 ('05.10.15)	백남순	상암동 515-5	061-686-8994	28,708	용도	생활폐기물	0												
										음식물류폐기물	0												
										사업장배출계	4							1	3				
		사업장	광성환경㈜ 여수지점	84호 ('05.05.24)	정성호	율촌면 조화리 236	061-682-9327	4,274	용도	생활폐기물	4		1					1	2				
										음식물류폐기물	0												
										사업장배출계	0												
		사업장	(유)조은환경	87호 ('05.07.13)	장영삼	미평동 선경A 312/702		49	용도	생활폐기물	0												
										음식물류폐기물	0												
										사업장배출계	2											2	
		생활/사업장	㈜신정개발	88호('06.06.02) 2011-9('11.10.05)	김만식	봉계동 415-3	061-682-5537	26	용도	생활폐기물	3	3											
										음식물류폐기물	0												
										사업장배출계	2											2	
		생활/사업장	(유)대한환경	91호 ('05.11.02)	김광율	연등동 719-1	061-655-2229	37	용도	생활폐기물	3			2					1				
										음식물류폐기물	0												
										사업장배출계	2			1					1				
		사업장	태양운송	93호 ('06.02.22)	백다심	화치동 확장단지12-19	061-685-6804	139,392	용도	생활폐기물	0												
										음식물류폐기물	0												
										사업장배출계	20							5					15
		생활/사업장	㈜제일이앤씨	94호 ('06.03.14)	대표이사	월하동 1164-9	061-686-5720	1,941	용도	생활폐기물	2	1						1					
										음식물류폐기물	0												
										사업장배출계	2	1		1									
		생활/사업장	지구환경㈜	2011-10 ('11.10.26)	박성호	학동84-4	061-686-8258	294	용도	생활폐기물	3	2						1					
										음식물류폐기물	0												
										사업장배출계	7	6		1									
		사업장	㈜신성플라스틱	96호 ('06.05.31)	조옥래	월하동582-21	061-685-6130	157,656	용도	생활폐기물	0												
										음식물류폐기물	0												
										사업장배출계	39							6	1			1	31
		사업장	동아환경	98호 ('07.01.03)	박창수	중흥동32-1		0	용도	생활폐기물	0												
										음식물류폐기물	0												
										사업장배출계	2						1	1					
		사업장	점프산업	100호 ('07.08.28)	김두빈	선원동146-3	061-682-4630	0	용도	생활폐기물	0												
										음식물류폐기물	0												
										사업장배출계	3						2	1					
		사업장	㈜안전환경	103호 ('07.12.26)	유영민	봉계동147	061-691-0950	0	용도	생활폐기물	0												
										음식물류폐기물	0												
										사업장배출계	3	1					1	1					
		사업장	보광환경	104호 ('08.07.04)	마관숙	미평동635-2	061-653-7666	0	용도	생활폐기물	0												
										음식물류폐기물	0												
										사업장배출계	2							2					

구분		허가대상 폐기물	업체명	등록·관리번호 (승인·허가일)	대표자	소재지	전화번호	2013년 처리량 (톤/년)	수집·운반 차량 현황														
시도	시군구								총계 (대)			밀폐식 차량 (대)	운반용 압착·압축 차량(대)	기계식 상차장치 부착차량 (대)	수거·교반 차량(대)	발효 차량(대)	탱크 로리(대)	카고 트럭(대)	암롤 트럭(대)	컨테이너 트럭(대)	버켓 로더(대)	덤프 트럭(대)	기타(대)
전남	여수시	사업장	(유)덕산	107호 ('08.01.07)	백영미	화치동1318	061-686-5671	0	용도	생활폐기물	0												
										음식물류폐기물	0												
										사업장배출계	7	6						1					
		사업장	(유)대경통운	112호 ('09.03.03)	김양수	봉계동726-12	061-685-5334	0	용도	생활폐기물	0												
										음식물류폐기물	0												
										사업장배출계	2							2					
		사업장	㈜바이오테크	113호 ('09.04.14)	김용성	학동190-8	061-684-6805	9	용도	생활폐기물	2		1					1					
										음식물류폐기물	1		1										
										사업장배출계	0												
		사업장	㈜미래환경	116호('09.06.12) 115호('09.06.12)	대표이사	연등동731-8	061-651-1925	177	용도	생활폐기물	3		1	1					1				
										음식물류폐기물	0												
										사업장배출계	0												
		생활	신성환경	118호 ('09.08.21)	박연식	광무동915-6	061-642-3309	0	용도	생활폐기물	2		1						1				
										음식물류폐기물	0												
										사업장배출계	0												
		사업장	금강건설중기㈜	119호 ('09.11.26)	정용길	화장동792-7	061-681-7202	81,856	용도	생활폐기물	0												
										음식물류폐기물	0												
										사업장배출계	4											4	
		사업장	(유)우리환경	121호 ('10.03.26)	서의범	연등동528		0	용도	생활폐기물	0												
										음식물류폐기물	0												
										사업장배출계	2								2				
		사업장	㈜제일기계기술	124호 ('10.07.19)	이민호	봉계동313-1	061-681-7060	0	용도	생활폐기물	0												
										음식물류폐기물	0												
										사업장배출계	2						1	1					
		사업장	㈜우성하이텍	125호 ('10.09.10)	최문화	화양면 용주리1357-1	061-692-2367	127	용도	생활폐기물	0												
										음식물류폐기물	0												
										사업장배출계	2			1					1				
		사업장	㈜한익스프레스	126호 ('10.09.10)	이재헌	중흥동 1666	061-685-5524	0	용도	생활폐기물	0												
										음식물류폐기물	0												
										사업장배출계	3	3											
		사업장	KR산업	127호 ('10.09.13)	박금령	화장동 788-2	061-692-2845	25,183	용도	생활폐기물	0												
										음식물류폐기물	0												
										사업장배출계	8								6				2
		생활/사업장	(주)국제환경	129호 ('10.12.24)	유병오	오림동 413-8	061-644-0004	7,705	용도	생활폐기물	3	1	1						1				
										음식물류폐기물	0												
										사업장배출계	2			1					1				
		사업장	(유)구항환경	2011-01호 ('11.01.03)	임옥현	여서동 금호A 10/806	061-642-4047	10	용도	생활폐기물	2	1	1										
										음식물류폐기물	0												
										사업장배출계	2			1					1				
		생활	㈜주연산업	2011-02 ('11.02.07)	이주형	호명동 1470-1	061-692-3789	76	용도	생활폐기물	3		1						2				
										음식물류폐기물	0												
										사업장배출계	0												
		생활	양지환경	2011-03 ('11.05.17)	차상환	소라면 봉두리 922	061-685-7566	6	용도	생활폐기물	2			1					1				
										음식물류폐기물	0												
										사업장배출계	0												
		사업장	㈜대신환경	2011-04 ('11.05.25)	김갑호	소라면 봉두리 922	061-685-3696	741	용도	생활폐기물	0												
										음식물류폐기물	0												
										사업장배출계	2			1								1	
		생활	㈜푸른환경	2011-05 ('11.06.13)	박종효	신기동 116-4	061-684-8844	52	용도	생활폐기물	5	3							1				1
										음식물류폐기물	0												
										사업장배출계	0												
		생활	(유)신진환경	2011-06 ('11.08.03)	김상봉	연등동 528	061-666-8204	92	용도	생활폐기물	3							1	2				
										음식물류폐기물	0												
										사업장배출계	0												
		사업장	㈜제이에스통운	2011-07 ('11.08.16)	김종수	여서동 211-1	061-654-8818	0	용도	생활폐기물	0												
										음식물류폐기물	0												
										사업장배출계	4												4

구분		허가대상 폐기물	업체명	등록·관리번호 (승인·허가일)	대표자	소재지	전화번호	2013년 처리량 (톤/년)	수집·운반 차량 현황														
시도	시군구								총계 (대)			밀폐식 차량 (대)	운반용 압착·압축 차량(대)	기계식 상차장치 부착차량 (대)	수거·교반 차량(대)	발효 차량(대)	탱크 로리(대)	카고 트럭(대)	암롤 트럭(대)	컨테이너 트럭(대)	버켓 로더(대)	덤프 트럭(대)	기타(대)
전남	여수시	사업장	㈜태화로지스틱스	2011-08 ('11.09.20)	배경태	월하동 582-21	061-691-4530	69,965	용도	생활폐기물	0												
										음식물류폐기물	0												
										사업장배출계	17												17
		사업장	(유)홍주	2012-01 ('12.01.09)	문필주	율촌면조화리 553-1	692-4778	22,051	용도	생활폐기물	0												
										음식물류폐기물	0												
										사업장배출계	8												8
		생활	도시환경산업	2012-03 ('12.01.19)	마복태	소호동 주공A 104-406		0	용도	생활폐기물	3							1	2				
										음식물류폐기물	0												
										사업장배출계	0												
		생활	효성환경산업	2012-04 ('12.02.07)	신학순	화치동 1335번지	683-9991	0	용도	생활폐기물	2			1					1				
										음식물류폐기물	0												
										사업장배출계	0												
		생활	동광환경	2012-05 ('12.04.19)	송기문	충민공원길 32(덕충동)	666-6814	0	용도	생활폐기물	3								3				
										음식물류폐기물	0												
										사업장배출계	0												
		사업장	㈜성동환경	2012-07 ('12.06.11)	김정수	주삼덕양로 168(주삼동)	653-0404	15	용도	생활폐기물	0												
										음식물류폐기물	0												
										사업장배출계	4	3						1					
		사업장	㈜유토피아 친환경자원	2012-10 ('12.01.19)	최국옥	여수시 무선6길 32(선원동)	686-0081	0	용도	생활폐기물	0												
										음식물류폐기물	0												
										사업장배출계	2											2	
		생활	여수시도시공사	2012-12 ('12.11.22)	도시공사장	동문로 40(고소동)	662-8203	50,481	용도	생활폐기물	36		13	1				1	5			16	
										음식물류폐기물	12	12											
										사업장배출계	0												
		사업장	(유)명일물류	2013-01 (13.04.05)	문세호	좌수영로 1075(주삼동)	686-1991	25,160	용도	생활폐기물	0												
										음식물류폐기물	0												
										사업장배출계	13												13
		생활	(유)묘도엔지니어링	2013-02 (13.04.16)	김우곤	묘도9길 25(묘도동)	683-7577	332	용도	생활폐기물	3	1						2					
										음식물류폐기물	0												
										사업장배출계	0												
		사업장	(유)그린물류	123호 (10.05.03)	정재훈	여수산단로 232(월하동)	686-8112	0	용도	생활폐기물	0												
										음식물류폐기물	0												
										사업장배출계	5									5			
		사업장	(유)금강환경	74 (04.07.28)	김여선	국동남길 8(국동)	642-3367	0	용도	생활폐기물	0												
										음식물류폐기물	0												
										사업장배출계	2				1				1				
		사업장	(유)여일보건위생공사	4호 (96.07.24)	김명오	소라면 복산리 619-3	651-3522	0	용도	생활폐기물	0												
										음식물류폐기물	0												
										사업장배출계	3	3											
		생활	(유)전남환경	5호 (96.11.18)	마양덕	둔덕4길 16(둔덕동)	662-3373	380	용도	생활폐기물	2		1					1					
										음식물류폐기물	0												
										사업장배출계	0												
		사업장	(유)태화건설중기	114호 (09.04.15)	박정숙	화산로 35(화장동)	685-6244	0	용도	생활폐기물	0												
										음식물류폐기물	0												
										사업장배출계	3											3	
		생활	㈜삼덕환경	2013-02 (13.04.22)	김근모	묘도9길 31(묘도동)	683-7583	0	용도	생활폐기물	2								2				
										음식물류폐기물	0												
										사업장배출계	0												
		사업장	㈜씨엔티	83호 (05.05.19)	이승규	묘도9길 32(묘도동)	683-7584	0	용도	생활폐기물	0												
										음식물류폐기물	0												
										사업장배출계	2								2				
		사업장	㈜주은환경	70호 (04.03.29)	전효성	묘도9길 33(묘도동)	683-7585	0	용도	생활폐기물	0												
										음식물류폐기물	0												
										사업장배출계	2							1	1				
		생활	㈜태승	101호 (07.11.21)	최종길	율촌면 여순로 497-1	685-7448	7,989	용도	생활폐기물	3		1						2				
										음식물류폐기물	0												
										사업장배출계	0												

구분		허가대상 폐기물	업체명	등록·관리번호 (승인·허가일)	대표자	소재지	전화번호	2013년 처리량 (톤/년)	수집·운반 차량 현황													
시도	시군구								총계 (대)			밀폐식 차량 (대)	운반용 압착·압축 차량(대)	기계식 상차장치 부착차량 (대)	수거·교반 차량(대)	발효 차량(대)	탱크 로리(대)	카고 트럭(대)	암롤 트럭(대)	컨테이너 트럭(대)	버켓 로더(대)	덤프 트럭(대)	기타(대)
전남	여수시	생활	㈜푸른이엔씨	2014-01 (13.03.07)	이태호	산단2로 341	684-8677	0	용도	생활폐기물	3	2											1
										음식물류폐기물	0												
										사업장배출계	0												
		사업장	주식회사 이레	53호 (01.08.17)	안종엽	삼동로 27-6(주삼동)	685-8441	0	용도	생활폐기물	2		1						1				
										음식물류폐기물	0												
										사업장배출계	2			1					1				
	순천시계		19 업체					249,760	용도	생활폐기물	44	4	9	2	0	0	1	4	13	0	0	11	0
										음식물류폐기물	16	16	0	0	0	0	0	0	0	0	0	0	0
										사업장배출계	90	23	1	1	0	0	0	10	8	21	0	12	14
	순천시	생활	백진환경(자)	제1호 제32호 (90.06.30)	유희찬	대룡길 10(대룡동)	742-6702	12,518	용도	생활폐기물	0												
										음식물류폐기물	5	5											
										사업장배출계	0												
		생활	㈜동아환경	제13호 제35호 (00.4.20)	김용호	조례동 1781	723-4088	12,516	용도	생활폐기물	10		3						5			2	
										음식물류폐기물	3	3											
										사업장배출계	0												
		생활/사업장	부일환경㈜	제14호 제25호 (00.05.01)	이경우	조례동 1790	723-4000	7,929	용도	생활폐기물	8		1						2			5	
										음식물류폐기물	3	3											
										사업장배출계	2							1	1				
		생활	㈜순천환경	제6호 제24호 (98.06.30)	강우철	서면 매천로 51-13	745-2111	11,095	용도	생활폐기물	5		1					3				1	
										음식물류폐기물	3	3											
										사업장배출계	0												
		생활/사업장	㈜그린코리아 팔마환경산업	제29호 (03.07.03) 제22호	장경식	해룡면 여순로 1730-1	723-4422	1,194	용도	생활폐기물	2		1						1				
										음식물류폐기물	0												
										사업장배출계	2			1					1				
		사업장	㈜서진	제23호 (03.10.23)	이재호	서면 백강로 614	744-3470	173,551	용도	생활폐기물	0												
										음식물류폐기물	0												
										사업장배출계	43	21								21		1	
		생활/사업장	태양환경㈜	제27호 (04.10.25) 제2008-3호	구권섭	서면 매천로 435	755-9087	4,983	용도	생활폐기물	2	1							1				
										음식물류폐기물	2	2											
										사업장배출계	4							1	3				
		생활	비룡건설㈜	제200400007호 (05.05.23)	이용재	서면 산단2길 57	753-5487	-	용도	생활폐기물	4						1					3	
										음식물류폐기물	0												
										사업장배출계	0												
		생활	남도환경건설㈜	제31호 (05.07.15)	신윤휴	덕암동 185-6	743-8270	415	용도	생활폐기물	3		1					1	1				
										음식물류폐기물	0												
										사업장배출계	0												
		생활/사업장	전진환경㈜	제34호 (06.06.05) 제33호	장철수	명말1길 79	741-7711	11,675	용도	생활폐기물	3		1	1					1				
										음식물류폐기물	0												
										사업장배출계	2								2				
		생활/사업장	㈜해룡기업	제37호 (07.07.24) 제42호	이정열	해룡면 호두길 117-1	746-4789	12,789	용도	생활폐기물	2	2											
										음식물류폐기물	0												
										사업장배출계	4	2	1						1				
		생활	호남산업(주)	제2007-11호 (08.01.03)	김상헌	서면 매천로 209	755-7782	439	용도	생활폐기물	3		1	1					1				
										음식물류폐기물	0												
										사업장배출계	0												
		생활	㈜금호환경	제200900002호 (09.11.23)	양태열	별량면 녹색로 112	742-3544	351	용도	생활폐기물	2	1							1				
										음식물류폐기물	0												
										사업장배출계	0												
		사업장	(유)홍진특수화물	제200100005호 (01.11.22)	최옥주	서면 산단1길 3	755-7115	-	용도	생활폐기물	0												
										음식물류폐기물	0												
										사업장배출계	14												14
		사업장	㈜한중	제2002-3호 (02.05.02)	김영훈	서면 화정1길 2	755-8134	137	용도	생활폐기물	0												
										음식물류폐기물	0												
										사업장배출계	6							6					
		사업장	로드맵㈜	제19호 (07.03.26)	하석호	조비1길 29	744-3531	-	용도	생활폐기물	0												
										음식물류폐기물	0												
										사업장배출계	7											7	

구분		허가대상 폐기물	업체명	등록·관리번호 (승인·허가일)	대표자	소재지	전화번호	2013년 처리량 (톤/년)	수집·운반 차량 현황															
시도	시군구								총계 (대)			밀폐식 차량 (대)	운반용 압착·압축 차량(대)	기계식 상차장치 부착차량 (대)	수거·교반 차량(대)	발효 차량(대)	탱크 로리(대)	카고 트럭(대)	암롤 트럭(대)	컨테이너 트럭(대)	버켓 로더(대)	덤프 트럭(대)	기타(대)
전남	순천시	사업장	㈜다산환경	제2012-06호 (12.08.18)	안점진	해룡면 호두구상길 157-42	723-1424	165	용도	생활폐기물	0												
										음식물류폐기물	0												
										사업장배출계	2											2	
		사업장	광일종합중기	제201200009호 (12.10.09)	최진영	주암면 주암오산길 59	755-0291	-	용도	생활폐기물	0												
										음식물류폐기물	0												
										사업장배출계	2											2	
		사업장	현대자원	제201300004호 (13.09.04)	이미숙	해룡면 호두길 6	724-3885	3	용도	생활폐기물	0												
										음식물류폐기물	0												
										사업장배출계	2							2					
	나주시계		3 업체					730	용도	생활폐기물	3	0	0	0	0	0	3	0	0	0	0	0	0
										음식물류폐기물	8	0	0	0	0	0	0	3	0	3	0	2	0
										사업장배출계	42	3	10	0	0	0	0	4	4	0	0	16	5
	나주시	생활/사업장	학산산업개발	17 2005.9.5	김승환	노안.학산 782-9	335-5557	170	용도	생활폐기물	4			3					1				
										음식물류폐기물	0												
										사업장배출계	3							3					
		사업장	(유)태영환경산업	38 2012.6.8	오태호	성북동 213	336-2464	95	용도	생활폐기물	0												
										음식물류폐기물	0												
										사업장배출계	4									3		1	
		생활/사업장	환경개발㈜	13 2001.2.5	류재석	이창동157-26	333-1011	465	용도	생활폐기물	1												1
										음식물류폐기물	3						3						
										사업장배출계	1											1	
	광양시계		81 업체					7,709,915	용도	생활폐기물	41	3	10	0	0	0	0	4	4	0	0	16	4
										음식물류폐기물	2	0	0	2	0	0	0	0	0	0	0	0	0
										사업장배출계	332	1	6	4	0	0	1	14	11	11	0	229	55
	광양시	사업장	(유)동방물류	제2008-7호(2008.12.13)	박태훈	전남 광양시 태인동 1652-11	061-792-0715	138,220	용도	생활폐기물	9							1				8	
										음식물류폐기물	0												
										사업장배출계	0												
		사업장	(유)세림상운	제27호 (2000.10.24)	심순덕	전남 광양시 백운로 1265(마동)	061-792-5709	324,410	용도	생활폐기물	0												
										음식물류폐기물	0												
										사업장배출계	15						1					6	8
		생활/사업장	가야환경	제40호(2003.10.13) 제60호(2006.10.16)	김준호	전남 광양시 성황동 30-5	061-791-7949	667	용도	생활폐기물	3	1	1					1					
										음식물류폐기물	0												
										사업장배출계	2			1					1				
		사업장	공성특수화물㈜	제2011-15호 (2011.10.20)	강승호	전남 광양시 진월면 망덕리 204-26	061-762-4700	18,399	용도	생활폐기물	0												
										음식물류폐기물	0												
										사업장배출계	8							3				5	
		사업장	광동상운㈜	제33호 (2003.02.24)	이재봉	전남 광양시 진월면 망덕리 200-2	061-772-8073	0	용도	생활폐기물	0												
										음식물류폐기물	0												
										사업장배출계	4											4	
		생활	그린월드	제64호 (2006.10.19)	황재열	전남 광양시 태인동 1648-9	061-762-9911	228	용도	생활폐기물	3		1										2
										음식물류폐기물	0												
										사업장배출계	0												
		사업장	대광기업	제2011-3호 (2011.03.30)	홍금숙	전남 광양시 성황동 29-8	061-795-7012	17,243	용도	생활폐기물	0												
										음식물류폐기물	0												
										사업장배출계	4		1					2					1
		생활/사업장	대양환경㈜	제61호(2006.10.16) 제62호(2006.10.16)	허명순	전남 광양시 광양읍 덕례리 1693-6	061-763-9227	1,002	용도	생활폐기물	3	1	1						1				
										음식물류폐기물	0												
										사업장배출계	2								1	1			
		사업장	대영중기	제2010-10호 (2010.08.19)	한정태외	전남 광양시 중동 1856-7	061-795-5445	114,585	용도	생활폐기물	0												
										음식물류폐기물	0												
										사업장배출계	25											25	
		사업장	동부로지택㈜	제2011-14호 (2011.08.18)	문현수	전남 광양시 중동 1247	061-795-1100	0	용도	생활폐기물	0												
										음식물류폐기물	0												
										사업장배출계	7											1	6
		사업장	동서기업㈜	제2009-5호 (2009.09.14)	대표이사	전남 광양시 옥곡면 신금리 956	061-772-8835	22,112	용도	생활폐기물	0												
										음식물류폐기물	0												
										사업장배출계	2											2	

구분		허가대상 폐기물	업체명	등록·관리번호 (승인·허가일)	대표자	소재지	전화번호	2013년 처리량 (톤/년)	수집·운반 차량 현황													
시도	시군구								총계 (대)			밀폐식 차량 (대)	운반용 압착·압축 차량(대)	기계식 상차장치 부착차량 (대)	수거·교반 차량(대)	발효 차량(대)	탱크 로리(대)	카고 트럭(대)	암롤 트럭(대)	컨테이너 트럭(대)	버켓 로더(대)	덤프 트럭(대)	기타(대)
전남	광양시	사업장	명신기업	제63호 (2006.10.17)	이명숙	전남 광양시 태인동 125-35	061-792-0400	0	용도	생활폐기물	0												
										음식물류폐기물	0												
										사업장배출계	4											4	
		사업장	서강기업㈜	제4호 (1994.11.18)	대표이사	전남 광양시 태인동 1652-6	061-792-1661	1,013,925	용도	생활폐기물	0												
										음식물류폐기물	0												
										사업장배출계	6											6	
		생활/사업장	서기산업㈜	제46호(2003.12.08) 제2008-03-26호 (2008.03.26)	신성우	전남 광양시 성황동 34-1	061-791-8383	58	용도	생활폐기물	0												
										음식물류폐기물	0												
										사업장배출계	2							2					
		사업장	선영상운㈜	제22호 (1999.10.20)	조용선	전남 광양시 중동 1554-6	061-793-9300	18,967	용도	생활폐기물	3		1					1	1				
										음식물류폐기물	0												
										사업장배출계	2			1				1					
		사업장	성암산업㈜	제17-1호 (1998.05.15)	대표이사	전남 광양시 태인동 1657-2	061-798-8887	1,024,941	용도	생활폐기물	0												
										음식물류폐기물	0												
										사업장배출계	3							2				1	
		사업장	세화산업	제2012-18호 (2012.11.29)	정상우외	전남 광양시 백운로 1403(마동)	061-791-6610	148,856	용도	생활폐기물	0												
										음식물류폐기물	0												
										사업장배출계	18											18	
		사업장	스틸로지스㈜	제2012-3호 (2012.05.18)	정선호	전남 광양시 태인동 1699	061-792-9571	0	용도	생활폐기물	0												
										음식물류폐기물	0												
										사업장배출계	6												6
		사업장	신양개발㈜	제2012-5호 (2012.06.26)	정인택	전남 광양시 향만9로 118(중동)	061-792-3457	0	용도	생활폐기물	0												
										음식물류폐기물	0												
										사업장배출계	2											2	
		생활	오도환경㈜	제2010-2호 (2010.04.01)	이종문	전남 광양시 중동 1300-4	061-792-7272	0	용도	생활폐기물	0												
										음식물류폐기물	0												
										사업장배출계	2								1				1
		생활	우리환경㈜	제41호 (2003.10.22)	김동일	전남 광양시 광양읍 사곡리 1125-1	061-761-3700	0	용도	생활폐기물	2		1						1				
										음식물류폐기물	0												
										사업장배출계	0												
		사업장	전남기업㈜	제66호 (2006.12.28)	대표이사	전남 광양시 태인동 1652-5	061-792-0021	1,442	용도	생활폐기물	1		1										
										음식물류폐기물	0												
										사업장배출계	0												
		사업장	제일건기산업㈜	제2012-15호 (2012.11.20)	유충상	전남 광양시 백운로 1269(마동)	061-792-0100	1,258	용도	생활폐기물	0												
										음식물류폐기물	0												
										사업장배출계	3												3
		사업장	㈜거우	제2011-1호 (2011.02.18)	김순이	전남 광양시 광영동 683-8	061-794-2334	0	용도	생활폐기물	0												
										음식물류폐기물	0												
										사업장배출계	4											4	
		사업장	㈜건평개발	제2012-9호 (2012.08.13)	김홍희	전남 광양시 광양읍 백운로 378	061-763-6977	91,036	용도	생활폐기물	0												
										음식물류폐기물	0												
										사업장배출계	2											2	
		생활/사업장	㈜광양기업	제1호(1990.02.01) 제21호(1999.08.24)	강순행, 황재우	전남 광양시 금호동 623	061-798-4063	15,270	용도	생활폐기물	0												
										음식물류폐기물	0												
										사업장배출계	9											9	
		사업장	㈜남진환경	제52호 (2004.10.07)	정영옥	전남 광양시 광양읍 덕례리 1770-7	061-762-1138	0	용도	생활폐기물	0												
										음식물류폐기물	0												
										사업장배출계	2		1						1				
		사업장	㈜대광	제2008-9-9호 (2008.09.09)	김경중	전남 광양시 태인동 28-266	061-792-7000	688,065	용도	생활폐기물	0												
										음식물류폐기물	0												
										사업장배출계	10											10	
		사업장	㈜대명산업개발	제2008-4-2호 (2008.04.02)	이태신	전남 광양시 황금동 992-1	061-793-9635	0	용도	생활폐기물	0												
										음식물류폐기물	0												
										사업장배출계	2			1					1				
		사업장	㈜대영기업	제2011-2호 (2011.07.13)	김미순	전남 광양시 진월면 망덕리 200-6	061-772-7901	0	용도	생활폐기물	0												
										음식물류폐기물	0												
										사업장배출계	2											2	

구분		허가대상 폐기물	업체명	등록·관리번호 (승인·허가일)	대표자	소재지	전화번호	2013년 처리량 (톤/년)	수집·운반 차량 현황														
시도	시군구								총계 (대)			밀폐식 차량 (대)	운반용 압착·압축 차량(대)	기계식 상차장치 부착차량 (대)	수거·교반 차량(대)	발효 차량(대)	탱크 로리(대)	카고 트럭(대)	암롤 트럭(대)	컨테이너 트럭(대)	버켓 로더(대)	덤프 트럭(대)	기타(대)
전남	광양시	생활	㈜대웅	제2011-4호 (2011.03.29)	송옥선	전남 광양시 태인동 1500-5	061-792-0209	0	용도	생활폐기물	0												
										음식물류폐기물	0												
										사업장배출계	2												2
		사업장	㈜대원특수	제56호 (2005.08.31)	김풍곤	전남 광양시 태인동 1648-9	061-793-8458	34,471	용도	생활폐기물	0												
										음식물류폐기물	0												
										사업장배출계	2											2	
		사업장	㈜덕성상운	제2007-4호 (2007.10.19)	조규복	전남 광양시 광양읍 칠성리 912-1	061-762-9778	0	용도	생활폐기물	2	1						1					
										음식물류폐기물	0												
										사업장배출계	0												
		사업장	㈜동방 광양지사	제34호 (2003.03.18)	장세강	전남 광양시 태인동 1652-11	061-798-2500	0	용도	생활폐기물	0												
										음식물류폐기물	0												
										사업장배출계	13											6	7
		사업장	㈜동은산업	제25호 (2000.08.28)	김선희	전남 광양시 진월면 망덕리 199-13	061-772-4550	38,198	용도	생활폐기물	0												
										음식물류폐기물	0												
										사업장배출계	9											8	1
		생활	㈜바이오테크	제2009-9호 (2000.08.28)	대표이사	전남 광양시 중동 1359-4		0	용도	생활폐기물	0												
										음식물류폐기물	0												
										사업장배출계	2		1										1
		생활/사업장	㈜백운환경	제38호(2003.09.17) 제55호(2005.08.22)	곽창환	전남 광양시 봉강면 석사리 74		1,089	용도	생활폐기물	0												
										음식물류폐기물	0												
										사업장배출계	4							2					2
		사업장	㈜벽진	제2009-2호 (2009.08.20)	대표이사	전남 광양시 옥곡면 원월리 579-13	061-794-5709	218,034	용도	생활폐기물	0												
										음식물류폐기물	2			2									
										사업장배출계	0												
		사업장	㈜벽진실업	제2011-9호 (2011.05.17)	대표이사	전남 광양시 중동 1361-8	070-4259-5080	0	용도	생활폐기물	3		1									2	
										음식물류폐기물	0												
										사업장배출계	4									2		2	
		사업장	㈜성광기업	제53호 (2005.05.02)	서정복	전남 광양시 중마로 151(중동)	061-792-2121	23,347	용도	생활폐기물	0												
										음식물류폐기물	0												
										사업장배출계	2											2	
		사업장	㈜성윤	제2009-8호 (2009.11.16)	대표이사	전남 광양시 금호동 796	061-795-8005	38,585	용도	생활폐기물	0												
										음식물류폐기물	0												
										사업장배출계	2											2	
		사업장	㈜세인물류	제2011-6호 (2011.03.29)	이홍연	전남 광양시 태인동 125-85	061-793-8004	0	용도	생활폐기물	0												
										음식물류폐기물	0												
										사업장배출계	2											2	
		사업장	㈜세화개발	제2012-8호 (2012.07.26)	정선익	전남 광양시 마동 32-44	061-791-6611	8,861	용도	생활폐기물	0												
										음식물류폐기물	0												
										사업장배출계	2											2	
		사업장	㈜승주	제32호 (2002.08.13)	이승주	전남 광양시 옥곡면 신금리 756-1	061-795-8081	18,433	용도	생활폐기물	0												
										음식물류폐기물	0												
										사업장배출계	5											5	
		사업장	㈜신아	제2011-18호 (2011.12.07)	이명신	전남 광양시 마동 430	061-792-0100	10,345	용도	생활폐기물	0												
										음식물류폐기물	0												
										사업장배출계	3											3	
		사업장	㈜에스디로지스	제2008-4호 (2008.09.02)	가순창	전남 광양시 옥곡면 신금리 395	061-794-6970	707	용도	생활폐기물	0												
										음식물류폐기물	0												
										사업장배출계	5											5	
		생활	㈜우성통운	제2011-3호 (2011.08.30)	이충민	전남 광양시 태인동 303-66	061-791-4410	0	용도	생활폐기물	0												
										음식물류폐기물	0												
										사업장배출계	2												2
		생활	㈜유양환경자원	제57호 (2005.12.02)	이규상	전남 광양시 옥곡면 신금리 1507-75	061-772-2999	0	용도	생활폐기물	0												
										음식물류폐기물	0												
										사업장배출계	5											5	
		생활	㈜일성산업	제7호 (1997.01.14)	한선희	전남 광양시 진월면 망덕리 839	061-772-6118	0	용도	생활폐기물	2											2	
										음식물류폐기물	0												
										사업장배출계	0												

구분		허가대상 폐기물	업체명	등록·관리번호 (승인·허가일)	대표자	소재지	전화번호	2013년 처리량 (톤/년)	수집·운반 차량 현황														
시도	시군구								총계 (대)			밀폐식 차량 (대)	운반용 압착·압축 차량(대)	기계식 상차장치 부착차량 (대)	수거·교반 차량(대)	발효 차량(대)	탱크 로리(대)	카고 트럭(대)	암롤 트럭(대)	컨테이너 트럭(대)	버켓 로더(대)	덤프 트럭(대)	기타(대)
전남	광양시	사업장	㈜정산	제2012-16호 (2012.11.26)	조성호	전남 광양시 동광2길 13(중동)	061-791-2929	0	용도	생활폐기물	2											2	
										음식물류폐기물	0												
										사업장배출계	0												
		생활/사업장	㈜중원로지스	제2011-12호 (2011.06.01) 제2010-11호 (2010.09.08)	대표이사	전남 광양시 태인동 1629-4	061-795-4300	12,056	용도	생활폐기물	2											2	
										음식물류폐기물	0												
										사업장배출계	0												
		사업장	㈜지제이산업	제2012-14호 (2012.10.22)	허영관	전남 광양시 아미2길 38(중동)	061-795-5556	0	용도	생활폐기물	0												
										음식물류폐기물	0												
										사업장배출계	2											2	
		사업장	㈜진평	제18호 (1998.07.10)	대표이사	전남 광양시 제철로 2148-97(금호동)	061-792-9838	36,115	용도	생활폐기물	2		1						1				
										음식물류폐기물	0												
										사업장배출계	2											2	
		사업장	㈜청해물류	제2009-6호 (2009.12.21)	대표이사	전남 광양시 중동 1769-8	061-772-7123	148	용도	생활폐기물	0												
										음식물류폐기물	0												
										사업장배출계	2											2	
		사업장	㈜태성산업	제2010-9호 (2010.07.08)	김용균	전남 광양시 중동 1296-18	061-792-3070	0	용도	생활폐기물	0												
										음식물류폐기물	0												
										사업장배출계	6											6	
		사업장	㈜태운	제2010-7호 (2010.07.08)	대표이사	전남 광양시 제철로 1248-9(금호동)	061-790-9148	3,252,173	용도	생활폐기물	0												
										음식물류폐기물	0												
										사업장배출계	3												3
		사업장	㈜태원	제2011-11호 (2011.05.25)	전성훈	전남 광양시 태인동 28-310	061-772-9956	0	용도	생활폐기물	0												
										음식물류폐기물	0												
										사업장배출계	5											3	2
		사업장	㈜태일산업	제67호 (1997.07.23)	박병권	전남 광양시 중동 1362-6	061-763-6412	0	용도	생활폐기물	0												
										음식물류폐기물	0												
										사업장배출계	4											4	
		사업장	㈜효석	제2009-7호 (2009.11.16)	대표이사	전남 광양시 금호동 857	061-793-7300	8,675	용도	생활폐기물	0												
										음식물류폐기물	0												
										사업장배출계	4							1				3	
		사업장	㈜HR-PORT	제2호 (1992.11.07)	김유평	전남 광양시 금호동 865(포스코해운센터 D/3)	061-792-9285	50	용도	생활폐기물	0												
										음식물류폐기물	0												
										사업장배출계	0												
		사업장	태인기업	제2009-6호 (2009.09.30)	김분옥	전남 광양시 옥곡면 신금리 1507-68	061-795-78979	257	용도	생활폐기물	0												
										음식물류폐기물	0												
										사업장배출계	3											3	
		생활	태흥기업㈜	제3호 (1993.03.09)	양윤옥	전남 광양시 태인동 125-110	061-792-5500	0	용도	생활폐기물	0												
										음식물류폐기물	0												
										사업장배출계	2		1						1				
		사업장	해아래환경자원	제2010-8호 (2010.07.20)	황은옥	전남 광양시 봉강면 석사리 1170-1	061-763-8090	2,526	용도	생활폐기물	0												
										음식물류폐기물	0												
										사업장배출계	2			1					1				
		사업장	혜성티앤시㈜	제50호 (2004.06.22)	김영조	전남 광양시 태인동 28-93	061-792-8880	82,171	용도	생활폐기물	4		2										2
										음식물류폐기물	0												
										사업장배출계	0												
		사업장	화성산업㈜	제2010-12호 (2010.10.15)	대표이사	전남 광양시 태인동 1320-40	061-791-6767	0	용도	생활폐기물	0												
										음식물류폐기물	0												
										사업장배출계	2							1				1	
		사업장	홍국운수	제15호 (1997.11.04)	신봉자	전남 광양시 진상면 비평리 12-1	061-772-5110	13,546	용도	생활폐기물	0												
										음식물류폐기물	0												
										사업장배출계	3											2	1
		생활	B&G	제28호 (2001.02.16)	김장순	전남 광양시 금호동 865(포스코해운센터 D/3)	061-792-3437	0	용도	생활폐기물	0												
										음식물류폐기물	0												
										사업장배출계	2											2	
		생활	세강산업㈜	제1997-14호 (1997.10.14)	김진만	전남 광양시 백운1로 48(태인동)	061-791-0355	170,796	용도	생활폐기물	0												
										음식물류폐기물	0												
										사업장배출계	3									3			

구분		허가대상 폐기물	업체명	등록·관리번호 (승인·허가일)	대표자	소재지	전화번호	2013년 처리량 (톤/년)	수집·운반 차량 현황														
시도	시군구								총계 (대)			밀폐식 차량 (대)	운반용 압착·압축 차량(대)	기계식 상차장치 부착차량 (대)	수거·교반 차량(대)	발효 차량(대)	탱크 로리(대)	카고 트럭(대)	암롤 트럭(대)	컨테이너 트럭(대)	버켓 로더(대)	덤프 트럭(대)	기타(대)
전남	광양시	사업장	맑은환경	제2003-9호 (2003.07.03)	지성용	전남 광양시 광양읍 예구6길 10(효성아파트상가내)	061-792-7655	0	용도	생활폐기물	0												
										음식물류폐기물	0												
										사업장배출계	2	1	1										
		사업장	(유)신한성	제2007-2호 (2007.02.16)	백종기	전남 광양시 광양읍 초남공단1길 23	061-762-7080	0	용도	생활폐기물	0												
										음식물류폐기물	0												
										사업장배출계	5									5			
		사업장	㈜성주기업	제2011-11호 (2011.05.25)	김민숙	전남 광양시 진월면 백운3로 430-20	061-772-9956	2,363	용도	생활폐기물	0												
										음식물류폐기물	0												
										사업장배출계	2											2	
		사업장	일진기업㈜	제2012-10호 (2013.01.25)	심재문	전남 광양시 광양읍 초남공단1길 25	061-762-7082	0	용도	생활폐기물	0												
										음식물류폐기물	0												
										사업장배출계	3											3	
		사업장	태산환경	제2012-20호 (2013.01.4)	백중재	전남 광양시 명당길 180-2(태인동)	061-795-4300	88,306	용도	생활폐기물	0												
										음식물류폐기물	0												
										사업장배출계	26											26	
		사업장	㈜광양환경	제2013-1호 (2013.05.01)	성환배	전남 광양시 정수2길 55	061-762-8259	15	용도	생활폐기물	0												
										음식물류폐기물	0												
										사업장배출계	2								2				
		사업장	신아개발	제2007-2호 (2013.01.25)	이상현	전남 광양시 등논 2길 35(마동)	061-762-7085	7,064	용도	생활폐기물	0												
										음식물류폐기물	0												
										사업장배출계	10											10	
		사업장	㈜세인	제2013-3호 (2013.04.15)	양봉석	전남 광양시 중마중앙로 106(중동)	061-792-0180	0	용도	생활폐기물	0												
										음식물류폐기물	0												
										사업장배출계	3											3	
		사업장	달선화물㈜	제2013-4호 (2013.03.06)	배성원	전남 광양시 광양읍 인덕로 905	061-762-7702	0	용도	생활폐기물	0												
										음식물류폐기물	0												
										사업장배출계	9											8	1
		생활	대도환경	제2013-5호 (2013.03.28)	신윤휴	전남 광양시 광양읍 강변동길 3	061-761-8270	0	용도	생활폐기물	0												
										음식물류폐기물	0												
										사업장배출계	3		1						2				
		사업장	㈜동후	제2013-14호 (2013.09.04)	김용수	전남 광양시 폭포사랑길 20-26(금호동)	061-762-7704	5	용도	생활폐기물	0												
										음식물류폐기물	0												
										사업장배출계	2												2
		사업장	에니비스㈜	제2013-17호 (2013.11.21)	김홍래	전남 광양시 광포3길 42(광영동)	061-791-7701	5	용도	생활폐기물	0												
										음식물류폐기물	0												
										사업장배출계	2											2	
		사업장	㈜금륜씨엔텍	제2013-18호 (2013.01.14)	박홍철	전남 광양시 광양읍 초남리 546	061-761-1558	890	용도	생활폐기물	0												
										음식물류폐기물	0												
										사업장배출계	6												6
	담양군계		1 업체					8,901	용도	생활폐기물	9	0	6	0	0	0	0	0	2	0	0	0	1
										음식물류폐기물	1	1	0	0	0	0	0	0	0	0	0	0	0
										사업장배출계	0	0	0	0	0	0	0	0	0	0	0	0	0
	담양군	생활	㈜북부환경	담제-1호 2000.1.12	김기진	담양.갑쟁 559-1	383-3388	8,901	용도	생활폐기물	9		6						2				1
										음식물류폐기물	1	1											
										사업장배출계	0												
	곡성군계		1 업체					2,696	용도	생활폐기물	1	0	0	0	0	0	0	0	1	0	0	0	0
										음식물류폐기물	4	2	2	0	0	0	0	0	0	0	0	0	0
										사업장배출계	0	0	0	0	0	0	0	0	0	0	0	0	0
	곡성군	생활	진광산업㈜	곡성 제2009-1호 (2009. 12. 30)	정덕기	오곡면 오지리 398-35	061-362-1061	2,696	용도	생활폐기물	1								1				
										음식물류폐기물	4	2	2										
										사업장배출계	0												
	고흥군계		1 업체					905	용도	생활폐기물	0	0	0	0	0	0	0	0	0	0	0	0	0
										음식물류폐기물	0	0	0	0	0	0	0	0	0	0	0	0	0
										사업장배출계	3	0	0	0	0	0	0	0	1	0	0	2	0
	고흥군계	사업장	한주환경	제2호 2010.9.16	한길환	도양읍 봉암리 3180	843-1410	905	용도	생활폐기물	0	0	0	0	0	0	0	0	0	0	0	0	0
										음식물류폐기물	0	0	0	0	0	0	0	0	0	0	0	0	0
										사업장배출계	3	0	0	0	0	0	0	0	1	0	0	2	0

구분		허가대상 폐기물	업체명	등록·관리번호 (승인·허가일)	대표자	소재지	전화번호	2013년 처리량 (톤/년)	수집·운반 차량 현황													
시도	시군구								총계 (대)			밀폐식 차량 (대)	운반용 압착·압축 차량(대)	기계식 상차장치 부착차량 (대)	수거·교반 차량(대)	발효 차량(대)	탱크 로리(대)	카고 트럭(대)	암롤 트럭(대)	컨테이너 트럭(대)	버켓 로더(대)	덤프 트럭(대)	기타(대)
전남	보성군계		1 업체					2,480	용도	생활폐기물	0	0	0	0	0	0	0	0	0	0	0	0
										음식물류폐기물	0	0	0	0	0	0	0	0	0	0	0	0
										사업장배출계	3	0	0	0	0	0	0	0	1	0	0	2	0
	보성군	사업장	(유)보성환경	2009-1호 (1999.12.07.)	안병태	보성읍 보성리 305-1	852-2011	2,480	용도	생활폐기물	0												
										음식물류폐기물	0												
										사업장배출계	3								1			2	
	화순군계		2 업체					420	용도	생활폐기물	0	0	0	0	0	0	0	0	0	0	0	0	0
										음식물류폐기물	0	0	0	0	0	0	0	0	0	0	0	0	0
										사업장배출계	4	0	0	4	0	0	0	0	0	0	0	0	0
	화순군	사업장	케이씨네트웍스㈜	2013-1 (2013.2.7)	이재천	동면 동농공길 26	062-366-7272	112	용도	생활폐기물	0												
										음식물류폐기물	0												
										사업장배출계	2			2									
		사업장	(유)국제통운	2002-2 (02.06.05)	임병수	화순읍 삼천리738	061-374-2141	308	용도	생활폐기물	0												
										음식물류폐기물	0												
										사업장배출계	2			2									
	장흥군계		2 업체					21,617	용도	생활폐기물	0	0	0	0	0	0	0	0	0	0	0	0	0
										음식물류폐기물	0	0	0	0	0	0	0	0	0	0	0	0	0
										사업장배출계	11	4	1	0	0	0	0	4	1	0	0	0	1
	장흥군	사업장	(유)동진	2007-1 (07.12.06)	박회식	장흥읍 건산리1번지	863-5800	21,617	용도	생활폐기물	0												
										음식물류폐기물	0												
										사업장배출계	9	4						4					1
		사업장	㈜일등	2008-2 (08.08.13)	안은경	장흥읍 금산리 841번지	864-8101	0	용도	생활폐기물	0												
										음식물류폐기물	0												
										사업장배출계	2		1						1				
	영암군계		12 업체					11,434	용도	생활폐기물	5	1	0	0	0	0	1	1	1	0	0	1	0
										음식물류폐기물	0	0	0	0	0	0	0	0	0	0	0	0	0
										사업장배출계	42	0	0	0	0	0	8	8	7	0	0	13	6
	영암군	사업장	(유)태산환경산업	28(09.6.4)	최정식	삼호읍 삼포리 1075	462-8267	0	용도	생활폐기물	0												
										음식물류폐기물	0												
										사업장배출계	2											2	
		사업장	(유)대원특수화물	25(08.6.10)	이성용	삼호읍 나불리 607-5	462-0016	0	용도	생활폐기물	0												
										음식물류폐기물	0												
										사업장배출계	5						3					2	
		사업장	(유)남경특수화물	26(07.12.5)	신용균	삼호읍 삼포리 745	462-2888	0	용도	생활폐기물	0												
										음식물류폐기물	0												
										사업장배출계	5						5						
		사업장	대주중공업㈜	17(08.5.6)	임헌원	삼호읍 삼포리 746	460-7120	0	용도	생활폐기물	0												
										음식물류폐기물	0												
										사업장배출계	4												4
		사업장	(유)우양자원	23(06.11.7)	양우석	삼호읍 난전리 540-3	462-0485	0	용도	생활폐기물	0												
										음식물류폐기물	0												
										사업장배출계	2											2	
		사업장	㈜삼호로커스	29(10.2.12)	황길수	삼호읍 서호리 606-1	464-2551	3,118	용도	생활폐기물	0												
										음식물류폐기물	0												
										사업장배출계	2											2	
		사업장	㈜한빛산업	30(10.3.12)	정광운	삼호읍 난전리 1716-7	464-7205	0	용도	생활폐기물	0												
										음식물류폐기물	0												
										사업장배출계	2												2
		생활	대안건설㈜	32(10.7.19)	박갑단	덕진면 금강리 286	676-1434	0	용도	생활폐기물	3	1					1					1	
										음식물류폐기물	0												
										사업장배출계	0												
		사업장	㈜해미상운	33(08.5.6)	이원철	삼호읍 서호리 1082-3	247-0027	점검요	용도	생활폐기물	0												
										음식물류폐기물	0												
										사업장배출계	12							7	5				
		생활/사업장	(유)삼호환경산업	35(11.5.12)	박광국	삼호읍 대불주거로 96	462-0615	245	용도	생활폐기물	2							1	1				
										음식물류폐기물	0												
										사업장배출계	2							1				1	

구분		허가대상 폐기물	업체명	등록·관리번호 (승인·허가일)	대표자	소재지	전화번호	2013년 처리량 (톤/년)	수집·운반 차량 현황															
시도	시군구								총계 (대)			밀폐식 차량 (대)	운반용 압착·압축 차량(대)	기계식 상차장치 부착차량 (대)	수거·교반 차량(대)	발효 차량(대)	탱크 로리(대)	카고 트럭(대)	암롤 트럭(대)	컨테이너 트럭(대)	버켓 로더(대)	덤프 트럭(대)	기타(대)
전남	영암군	사업장	월출환경	36(11.6.23)	오일봉	시종면 내동 중앙로 20-1	472-8652	8,071	용도	생활폐기물	0												
										음식물류폐기물	0												
										사업장배출계	4								2			2	
		사업장	(유)승진 로지스틱	49(2013.2.4)	유승철	신북면 반용길 22	473-0628	0	용도	생활폐기물	0												
										음식물류폐기물	0												
										사업장배출계	2											2	
	무안군계		4 업체					23,400	용도	생활폐기물	8	1	0	0	0	0	0	7	0	0	0	0	0
										음식물류폐기물	2	0	0	0	2	0	0	0	0	0	0	0	0
										사업장배출계	6	0	1	0	0	0	0	0	0	0	0	5	0
	무안군	사업장	(유)남해환경	23 (10.8.16)	조화정	무안군 삼향읍 유교리 350-1번지	061-281-2000	0	용도	생활폐기물	0												
										음식물류폐기물	0												
										사업장배출계	1		1										
		생활	승달환경	21 (09.1.19)	이창대	무안군 일로읍 월암리 747-1	061-274-9843	1,137	용도	생활폐기물	0												
										음식물류폐기물	2				2								
										사업장배출계	0												
		사업장	호남유지	19 (06.12.8)	이금숙	무안군 청계면 서호리 339-3	061-454-5375	0	용도	생활폐기물	8	1						7					
										음식물류폐기물	0												
										사업장배출계	0												
		사업장	(유)조은개발	25 (11.8.11)	김민국	무안군 삼향읍 임성리 1139-7	061-285-8979	22,263	용도	생활폐기물	0												
										음식물류폐기물	0												
										사업장배출계	5											5	
	함평군계		4 업체					3,676	용도	생활폐기물	3	0	0	1	0	0	0	0	2	0	0	0	0
										음식물류폐기물	0	0	0	0	0	0	0	0	0	0	0	0	0
										사업장배출계	10	0	0	4	0	0	0	1	5	0	0	0	0
	함평군	사업장	함평산업	4 (07.05.01)	장춘자	신광면 월암리189-4		43	용도	생활폐기물	0												
										음식물류폐기물	0												
										사업장배출계	1			1									
		사업장	㈜대림환경	5 (08.02.11)	채정선	학교면 죽정리1076-16	061-322-7203	3,320	용도	생활폐기물	0												
										음식물류폐기물	0												
										사업장배출계	7			2				1	4				
		사업장	㈜대동환경	9 (10.07.16)	한계수	함평읍 기각리784-2	061-323-5511	0	용도	생활폐기물	0												
										음식물류폐기물	0												
										사업장배출계	2			1					1				
		사업장	㈜빛가람환경	18 (2013.11.20)	김상초	학교면 사거리577-21	061-324-0295	313	용도	생활폐기물	3			1					2				
										음식물류폐기물	0												
										사업장배출계	0												
	영광군계		2 업체					1,062	용도	생활폐기물	2	0	1	1	0	0	0	0	0	0	0	0	0
										음식물류폐기물	0	0	0	0	0	0	0	0	0	0	0	0	0
										사업장배출계	7	0	1	5	0	0	0	1	0	0	0	0	0
	영광군	생활/사업장	서해안산업환경	28 (2006.10.30)	조성철	군서면 만곡리 4	353-0900	989	용도	생활폐기물	2		1	1									
										음식물류폐기물	0												
										사업장배출계	4		1	3									
		사업장	대경환경산업	9 (2008.6.13)	김경현	영광읍 남천리 309	351-2357	73	용도	생활폐기물	0												
										음식물류폐기물	0												
										사업장배출계	3			2				1					
	장성군계		4 업체					20,281	용도	생활폐기물	5	2	0	1	0	0	0	1	1	0	0	0	0
										음식물류폐기물	0	0	0	0	0	0	0	0	0	0	0	0	0
										사업장배출계	12	0	0	1	0	0	6	1	3	0	0	1	0
	장성군	사업장	선진엔티에스㈜	제4호 (07.6.22)	김동순	장성읍 영천리1344	390-6583	6,726	용도	생활폐기물	0												
										음식물류폐기물	0												
										사업장배출계	6						6						
		사업장	(주)성신	2009-2호 (09.2.12)	김동훈	남면 녹진리337-1	959-2226	3,642	용도	생활폐기물	3			1				1	1				
										음식물류폐기물	0												
										사업장배출계	4			1				1	1			1	
		사업장	크린정보	2011-2호 (11.7.12)	노영철	진원면 선적리 413	392-5770	300	용도	생활폐기물	2	2											
										음식물류폐기물	0												
										사업장배출계	0												

구분		허가대상 폐기물	업체명	등록·관리번호 (승인·허가일)	대표자	소재지	전화번호	2013년 처리량 (톤/년)	수집·운반 차량 현황														
시도	시군구								총계 (대)			밀폐식 차량 (대)	운반용 압착·압축 차량(대)	기계식 상차장치 부착차량 (대)	수거·교반 차량(대)	발효 차량(대)	탱크 로리(대)	카고 트럭(대)	암롤 트럭(대)	컨테이너 트럭(대)	버켓 로더(대)	덤프 트럭(대)	기타(대)
전남	장성군	사업장	미지로지택	2011-1호 (11.1.14)	안정매	장성읍 장안리 556		9,613	용도	생활폐기물	0												
										음식물류폐기물	0												
										사업장배출계	2								2				
	완도군계		5 업체					1,415	용도	생활폐기물	8	3	4	1	0	0	0	0	0	0	0	0	0
										음식물류폐기물	0	0	0	0	0	0	0	0	0	0	0	0	0
										사업장배출계	7	0	0	3	0	0	0	0	3	0	0	1	0
	완도군	사업장	(유)해양환경	제7호 2009.6.8	정옥경	완도읍 군내리 1244-1	555-4101	1,380	용도	생활폐기물	2	1	1										
										음식물류폐기물	0												
										사업장배출계	2			1					1				
		사업장	(유)완도환경중기	제8호 2009.12.04	김지수	완도읍 군내리 310-58	554-5233	0	용도	생활폐기물	2	1	1										
										음식물류폐기물	0												
										사업장배출계	1								1				
		사업장	(유)보고해양환경	제12호 2010.12.21	이인수	완도읍 군내리 308-21	061-554-2738	0	용도	생활폐기물	2		1	1									
										음식물류폐기물	0												
										사업장배출계	0												
		사업장	우리환경	제14호 2011.12.21	김길호	완도읍 군내리 1034	070-4118-0081	35	용도	생활폐기물	2	1	1										
										음식물류폐기물	0												
										사업장배출계	2			1					1				
		사업장	(유)동부환경자원	제15호 2011.12.28	김현순	완도읍 가용리 1052-13	061-552-3820	0	용도	생활폐기물	0												
										음식물류폐기물	0												
										사업장배출계	2			1								1	
	진도군계		2 업체					0	용도	생활폐기물	2	2	0	0	0	0	0	0	0	0	0	0	0
										음식물류폐기물	0	0	0	0	0	0	0	0	0	0	0	0	0
										사업장배출계	2	0	0	0	0	0	1	1	0	0	0	0	0
	진도군	사업장	(사)홍주연합회	제6호 (2007.5.17)	강대진	진도읍 포산리738-1	061-544-5550	0	용도	생활폐기물	0												
										음식물류폐기물	0												
										사업장배출계	2						1	1					
		사업장	해우지엘에스	제7호 (2007.6.26)	김진일	군내면 월가리53-3	061-542-8300	0	용도	생활폐기물	2	2											
										음식물류폐기물	0												
										사업장배출계	0												
	신안군계		3 업체					0	용도	생활폐기물	9	5	0	4	0	0	0	0	0	0	0	0	0
										음식물류폐기물	0	0	0	0	0	0	0	0	0	0	0	0	0
										사업장배출계	0	0	0	0	0	0	0	0	0	0	0	0	0
	신안군	사업장	(유)대한환경	제1호 2013.2.27	강윤옥	신안군 신의면 하태서리 161-14	274-8228	0	용도	생활폐기물	4	2		2									
										음식물류폐기물	0												
										사업장배출계	0												
		사업장	대신유지	제2호 2013.4.25	이정윤	신안군 증도면 방축리 655-3	271-5098	0	용도	생활폐기물	3	2		1									
										음식물류폐기물	0												
										사업장배출계	0												
		사업장	오성환경	제3호 2013.10.29	윤금숙	신안군 도초면 죽년길 15-1	262-6979	0	용도	생활폐기물	2	1		1									
										음식물류폐기물	0												
										사업장배출계	0												
경북	소계		384 업체					9,607,758	용도	총계	1,730	173	137	144	0	0	62	297	142	428	0	218	129
										생활폐기물	393	58	124	28	0	0	18	72	39	0	0	43	11
										음식물류폐기물	52	29	0	3	0	0	15	2	1	0	0	2	0
										사업장배출계	1,285	86	13	113	0	0	29	223	102	428	0	173	118
	포항시계		99 업체					6,260,324	용도	생활폐기물	80	11	15	10	0	0	10	18	2	0	0	14	0
										음식물류폐기물	0	0	0	0	0	0	0	0	0	0	0	0	0
										사업장배출계	484	2	7	0	0	0	12	24	9	298	0	33	99
	포항시	사업장	㈜동석환경	2 1999.09.30	김동석	남구 대도동 627-1	275-9688	2,936	용도	생활폐기물	0												
										음식물류폐기물	0												
										사업장배출계	3									3			
		사업장	동화개발㈜	8 1994.04.05	곽기봉	북구 흥해읍 남성1리 315-3	278-8765	0	용도	생활폐기물	0												
										음식물류폐기물	0												
										사업장배출계	2						2						
		사업장	㈜한중	11 2008.07.10	대표이사	남구 괴동 135-4	272-0311	27,282	용도	생활폐기물	0												
										음식물류폐기물	0												
										사업장배출계	16									16			

구분		허가대상 폐기물	업체명	등록·관리번호 (승인·허가일)	대표자	소재지	전화번호	2013년 처리량 (톤/년)	수집·운반 차량 현황														
시도	시군구								총계 (대)			밀폐식 차량 (대)	운반용 압착·압축 차량(대)	기계식 상차장치 부착차량 (대)	수거·교반 차량(대)	발효 차량(대)	탱크 로리(대)	카고 트럭(대)	암롤 트럭(대)	컨테이너 트럭(대)	버켓 로더(대)	덤프 트럭(대)	기타(대)
경북	포항시	사업장	영일기업㈜	12 2008.03.18	이광묵	남구 동촌동 5	222-5651	2,399,450	용도	생활폐기물	0												
										음식물류폐기물	0												
										사업장배출계	92									8			84
		사업장	금원기업㈜	26 2008.09.18	김진홍	남구 대도동 19-18	274-5641	9,123	용도	생활폐기물	0												
										음식물류폐기물	0												
										사업장배출계	3							1	2				
		사업장	서진기업㈜	34 1999.09.30	김희성	남구 대송면 옥명리 568	278-9465	8,971	용도	생활폐기물	0												
										음식물류폐기물	0												
										사업장배출계	4									2			2
		사업장	대진산업	35 1999.09.30	정이주	남구 대도동 174-5	282-3111	20,758	용도	생활폐기물	0												
										음식물류폐기물	0												
										사업장배출계	3											3	
		사업장	㈜포트랜스	36 2008.05.15	이정모	남구 대도동 147-6	275-2036	302,291	용도	생활폐기물	0												
										음식물류폐기물	0												
										사업장배출계	3									1		2	
		사업장	금강환경㈜	37 1997.03.15	김영기	남구 연일읍 오천리 297-7	285-9277	79,577	용도	생활폐기물	0												
										음식물류폐기물	0												
										사업장배출계	6									6			
		사업장	유원기업㈜	39 1999.09.30	김영득	남구 호동 611	281-9224	108,833	용도	생활폐기물	0												
										음식물류폐기물	0												
										사업장배출계	3									3			
		사업장	동신산업	58 2008.08.04	김윤수	남구 대송면 대각리 768	274-9336	80,816	용도	생활폐기물	0												
										음식물류폐기물	0												
										사업장배출계	5									5			
		사업장	㈜광명산업	61 1999.09.27	김정환	남구 인덕동 71-27	292-6600	12,564	용도	생활폐기물	0												
										음식물류폐기물	0												
										사업장배출계	4									4			
		사업장	㈜가람환경산업	63 2010.02.09	김태헌	남구 오천읍 문덕리 382-15	293-0110	403,290	용도	생활폐기물	0												
										음식물류폐기물	0												
										사업장배출계	19								9			10	
		사업장	㈜개풍	66 1999.02.12	박춘호	남구 대송면 송동리 652	292-6110	0	용도	생활폐기물	0												
										음식물류폐기물	0												
										사업장배출계	0												
		사업장	㈜상명	69 2008.02.15	이승로	남구 해도동 82-14	281-1224	85,966	용도	생활폐기물	0												
										음식물류폐기물	0												
										사업장배출계	2						1			1			
		사업장	동원개발㈜	75 1999.12.30	김태갑	남구 상도동 671-4 해운빌딩2층	220-4418	0	용도	생활폐기물	0												
										음식물류폐기물	0												
										사업장배출계	5							2		2			1
		사업장	㈜면강	93 2000.09.02	최영우	남구 청림동 1175-16	278-1700	33,079	용도	생활폐기물	0												
										음식물류폐기물	0												
										사업장배출계	7									3			4
		사업장	㈜동진이엠씨	106 2001.03.31	이병균	남구 대잠동 974-8	278-5444	366	용도	생활폐기물	0												
										음식물류폐기물	0												
										사업장배출계	2						2						
		사업장	유한회사종운환경	140 2008.08.29	나종운	남구 청림동 1182-9	291-1202	35,554	용도	생활폐기물	0												
										음식물류폐기물	0												
										사업장배출계	4								3	1			
		사업장	한맥상운㈜	142 2008.02.21	이동걸	남구 대잠동 992-1	285-1855	168,222	용도	생활폐기물	0												
										음식물류폐기물	0												
										사업장배출계	5									5			
		사업장	㈜월포	149 2003.12.22	최용기	남구 연일읍 우복리 178	292-3525	7,458	용도	생활폐기물	0												
										음식물류폐기물	0												
										사업장배출계	2												2
		사업장	삼진기업㈜	150 2008.11.06	윤성호	북구 죽도동 636-1	282-0104	0	용도	생활폐기물	0												
										음식물류폐기물	0												
										사업장배출계	2												2

구분		허가대상 폐기물	업체명	등록·관리번호 (승인·허가일)	대표자	소재지	전화번호	2013년 처리량 (톤/년)	수집·운반 차량 현황														
시도	시군구								총계 (대)			밀폐식 차량 (대)	운반용 압착·압축 차량(대)	기계식 상차장치 부착차량 (대)	수거·교반 차량(대)	발효 차량(대)	탱크 로리(대)	카고 트럭(대)	암롤 트럭(대)	컨테이너 트럭(대)	버켓 로더(대)	덤프 트럭(대)	기타(대)
경북	포항시	사업장	㈜태광	151 2004.02.05	오세창	남구 동촌동 375-40 포항해운센타204	278-6620	741	용도	생활폐기물	0												
										음식물류폐기물	0												
										사업장배출계	4									3		1	
		사업장	㈜우현특운	153 2008.01.29	우태광	북구 청하면 하대리513-1	232-9119	0	용도	생활폐기물	0												
										음식물류폐기물	0												
										사업장배출계	8									8			
		사업장	㈜포항운수	158 2004.06.24	정성원	남구 대도동 646-10 4층	272-8190	7,808	용도	생활폐기물	0												
										음식물류폐기물	0												
										사업장배출계	4									4			
		사업장	㈜경일물류	160 2008.05.15	김상형	북구 청하면 미남리 130-1	232-7155	22,813	용도	생활폐기물	0												
										음식물류폐기물	0												
										사업장배출계	4									4			
		사업장	태산환경㈜	165 2008.05.28	신정백	남구 연일읍 택전리 450	273-3318	2,129	용도	생활폐기물	0												
										음식물류폐기물	0												
										사업장배출계	4									1			3
		사업장	성신철강	170 2004.12.30	신미경	북구 학잠동 244-18	278-1024	10,008	용도	생활폐기물	0												
										음식물류폐기물	0												
										사업장배출계	2									2			
		사업장	㈜경호엔비테크	173 2005.02.03	김남철	남구 오천읍 문덕리 413-6	292-4860	0	용도	생활폐기물	0												
										음식물류폐기물	0												
										사업장배출계	3									3			
		사업장	㈜네비엔	174 2005.03.29	박영동	남구 대송면 철강산단로 130	614-0526	201,258	용도	생활폐기물	0												
										음식물류폐기물	0												
										사업장배출계	3									3			
		사업장	세화산업㈜	177 2005.05.20	이정형	북구 죽도동 713-10	262-5380	14,301	용도	생활폐기물	0												
										음식물류폐기물	0												
										사업장배출계	2									2			
		사업장	대영환경㈜	179 2009.08.10	윤경순	남구 오천읍 문덕리585-20	293-5515	73,775	용도	생활폐기물	0												
										음식물류폐기물	0												
										사업장배출계	8									8			
		사업장	석청산업	184 2008.08.07	김태조	북구 용흥동 57-2한라상가2층10호	247-3500	0	용도	생활폐기물	0												
										음식물류폐기물	0												
										사업장배출계	2									1			1
		사업장	㈜창성특수화물	185 2008.09.05	김영기	남구 오천읍 문덕리 176-7	293-6300	0	용도	생활폐기물	0												
										음식물류폐기물	0												
										사업장배출계	3									3			
		사업장	대진환경	186 2008.08.29	홍문식	남구 연일읍 오천리396-27(2층)	285-0426	54,505	용도	생활폐기물	0												
										음식물류폐기물	0												
										사업장배출계	5									5			
		사업장	천일자원	187 2006.10.26	김유정	남구 청림동 1102번지	292-6574	104	용도	생활폐기물	0												
										음식물류폐기물	0												
										사업장배출계	3									3			
		사업장	㈜경홍	188 2008.05.14	김광문	남구 해도동 33-12	277-3301	36,796	용도	생활폐기물	0												
										음식물류폐기물	0												
										사업장배출계	3									3			
		사업장	하이테크닉	189 2007.04.12	김태선	남구 오천읍 광명리 23	293-6333	2,017	용도	생활폐기물	0												
										음식물류폐기물	0												
										사업장배출계	2									2			
		사업장	천세철강㈜	192 2007.12.18	이경훈	남구 대송면 옥명리557-1	286-0127	1,898	용도	생활폐기물	0												
										음식물류폐기물	0												
										사업장배출계	3									3			
		사업장	영남산업㈜	193 2008.05.15	조정래	남구 호동 627번지 철강산업단지관리공단 B/03층	278-5014	112	용도	생활폐기물	0												
										음식물류폐기물	0												
										사업장배출계	6									5			1
		사업장	그린산업㈜	194 2008.06.01	최기영	남구 대도동 94-1 5층	282-3722	42,306	용도	생활폐기물	0												
										음식물류폐기물	0												
										사업장배출계	4									4			

구분		허가대상 폐기물	업체명	등록·관리번호 (승인·허가일)	대표자	소재지	전화번호	2013년 처리량 (톤/년)	수집·운반 차량 현황														
시도	시군구								총계 (대)			밀폐식 차량 (대)	운반용 압착·압축 차량(대)	기계식 상차장치 부착차량 (대)	수거·교반 차량(대)	발효 차량(대)	탱크 로리(대)	카고 트럭(대)	암롤 트럭(대)	컨테이너 트럭(대)	버켓 로더(대)	덤프 트럭(대)	기타(대)
경북	포항시	사업장	해동운수㈜	195 2008.07.07	권영갑	남구 오천읍 세계리 686-2	286-0136	15,481	용도	생활폐기물	0												
										음식물류폐기물	0												
										사업장배출계	13									13			
		사업장	㈜명찬	199 2008.09.12	김정근	남구 해도동 90-7	283-6681	758,701	용도	생활폐기물	0												
										음식물류폐기물	0												
										사업장배출계	7									7			
		사업장	KIL통운㈜	201 2008.10.15	민풍기	북구 청하면 미남리 129-1	232-7586	27,491	용도	생활폐기물	0												
										음식물류폐기물	0												
										사업장배출계	2									2			
		사업장	㈜금호통운	202 2008.03.18	권종수	남구 대송면 제내리 770	286-0087	10,195	용도	생활폐기물	0												
										음식물류폐기물	0												
										사업장배출계	6									6			
		사업장	㈜화진	203 2009.01.23	김운용	남구 대도동 9-16	285-1885	0	용도	생활폐기물	0												
										음식물류폐기물	0												
										사업장배출계	5									5			
		사업장	㈜삼오운수산업	205 2009.06.10	김국삼	남구 청림동 1096		7,837	용도	생활폐기물	0												
										음식물류폐기물	0												
										사업장배출계	3									3			
		사업장	삼보리소스㈜ 포항공장	206 2005.11.15	김병구	남구 장흥동 1858	278-5494	17,313	용도	생활폐기물	0												
										음식물류폐기물	0												
										사업장배출계	5									5			
		사업장	주환수산	207 2009.09.02	이용길	남구 구룡포읍 하정리 254		1,155	용도	생활폐기물	0												
										음식물류폐기물	0												
										사업장배출계	13						1			12			
		사업장	대일수산	209 2009.11.05	권치국	남구 구룡포읍 병포리 235-1	281-8477	549	용도	생활폐기물	0												
										음식물류폐기물	0												
										사업장배출계	2									2			
		사업장	연합화물	210 2009.12.11	최정기	북구 우현동 236	254-2222	0	용도	생활폐기물	0												
										음식물류폐기물	0												
										사업장배출계	2									2			
		사업장	㈜동해동운종합중기	212 2010.03.02	김현태	남구 오천읍 문덕리 963	292-5388	0	용도	생활폐기물	0												
										음식물류폐기물	0												
										사업장배출계	27									27			
		사업장	㈜동해로지스	214 2010.03.05	김성재	남구 오천읍 문덕리 963	292-5388	0	용도	생활폐기물	0												
										음식물류폐기물	0												
										사업장배출계	0												
		사업장	세광중기	215 2010.03.23	김수정	남구 대잠동 98-21	286-6000	271,411	용도	생활폐기물	0												
										음식물류폐기물	0												
										사업장배출계	4									4			
		사업장	㈜피앤비	216 2010.08.31	류학곤	남구 동촌동 5	282-0041	118,973	용도	생활폐기물	0												
										음식물류폐기물	0												
										사업장배출계	3									3			
		사업장	(주)두환환경물류	217 2010.09.01	차동열	북구 죽도동 678-2	262-8132	12,137	용도	생활폐기물	0												
										음식물류폐기물	0												
										사업장배출계	3									3			
		사업장	㈜케너텍	218 2010.09.30	정복임	북구 청하면 이가리 366	02-2108-7915	0	용도	생활폐기물	0												
										음식물류폐기물	0												
										사업장배출계	12									12			
		사업장	㈜성광물류	219 2010.10.22	박성훈	남구 효자동 145-9	276-2583	414,944	용도	생활폐기물	0												
										음식물류폐기물	0												
										사업장배출계	48									48			
		사업장	㈜열린물류	221 2010.11.17	김덕수	남구 효자동 123-6	275-2729	11,983	용도	생활폐기물	0												
										음식물류폐기물	0												
										사업장배출계	2						2						
		사업장	㈜유일	224 2011.01.07	윤경일	남구 해도동 171-18	220-4323	9,555	용도	생활폐기물	0												
										음식물류폐기물	0												
										사업장배출계	2						2						

구분		허가대상 폐기물	업체명	등록·관리번호 (승인·허가일)	대표자	소재지	전화번호	2013년 처리량 (톤/년)	수집·운반 차량 현황														
시도	시군구								총계 (대)			밀폐식 차량 (대)	운반용 압착·압축 차량(대)	기계식 상차장치 부착차량 (대)	수거·교반 차량(대)	발효 차량(대)	탱크 로리(대)	카고 트럭(대)	암롤 트럭(대)	컨테이너 트럭(대)	버켓 로더(대)	덤프 트럭(대)	기타(대)
경북	포항시	사업장	대련산업	225 2011.01.17	김대용	북구 용흥동 57-2한라상가2층10호		7,418	용도	생활폐기물	0												
										음식물류폐기물	0												
										사업장배출계	2									2			
		사업장	㈜광명환경	226 2011.04.04	박주영	남구 송내동 현대제철내	271-1967	0	용도	생활폐기물	0												
										음식물류폐기물	0												
										사업장배출계	2												2
		사업장	㈜경흥로지스	227 2011.05.23	김종우	남구 효자동 145-9 1층	251-6706	42,643	용도	생활폐기물	0												
										음식물류폐기물	0												
										사업장배출계	11									11			
		사업장	참좋은중기	231 2011.11.25	권일혁	남구 상도동 다1호-2층	284-1300	0	용도	생활폐기물	0												
										음식물류폐기물	0												
										사업장배출계	2									2			
		사업장	매일환경	235 2012.04.13	최병대	남구 오천읍 문덕리 585-5	292-5677	4	용도	생활폐기물	0												
										음식물류폐기물	0												
										사업장배출계	0												
		사업장	㈜대건개발중기	236 2012.05.23	김일근	남구 대송면 대각리 299	272-8550	28,646	용도	생활폐기물	0												
										음식물류폐기물	0												
										사업장배출계	6									3		3	
		사업장	경북특운㈜	237 2012.05.11	정진우	남구 해도동 34-98	273-8795	0	용도	생활폐기물	0												
										음식물류폐기물	0												
										사업장배출계	2											2	
		사업장	용방물류㈜	238 2012.07.17	김외용	남구 중앙로 121번길 42,2층	763-0692	0	용도	생활폐기물	0												
										음식물류폐기물	0												
										사업장배출계	2											2	
		사업장	서원운수㈜	239 2012.07.23	라재희	남구 연일로 31(대잠동)	274-3837	5,093	용도	생활폐기물	0												
										음식물류폐기물	0												
										사업장배출계	5							2				3	
		사업장	㈜포항철강	240 2012.08.27	오숙자	남구 동해면 금광로 116-2	292-6637	0	용도	생활폐기물	0												
										음식물류폐기물	0												
										사업장배출계	3							3					
		사업장	㈜글로벌로직스	241 2013.01.04	이종대	남구 대송면 홍계길 62번길 12-32	273-9838	19,452	용도	생활폐기물	0												
										음식물류폐기물	0												
										사업장배출계	6											6	
		사업장	거동환경개발㈜	242 2013.03.27	김기찬	남구 연이읍ㅂ 동문로 12	282-4777	0	용도	생활폐기물	0												
										음식물류폐기물	0												
										사업장배출계	2							2					
		사업장	㈜이지포텍	243 2013.04.30	고근수	남구 동촌동 5	220-9694	0	용도	생활폐기물	0												
										음식물류폐기물	0												
										사업장배출계	2							2					
		사업장	신양상사㈜	244 2013.05.20	박도성	남구 오천읍 문덕로 79번길 8	292-1345	0	용도	생활폐기물	0												
										음식물류폐기물	0												
										사업장배출계	2							2					
		사업장	㈜태원	245 2013.08.12	김영애	남구 대송면 운제로 531	285-0278	0	용도	생활폐기물	0												
										음식물류폐기물	0												
										사업장배출계	4											4	
		사업장	㈜에코그린웨이	246 2013.08.23	김기식,황성모	북구 장량로 32번길 54	251-0980	0	용도	생활폐기물	0												
										음식물류폐기물	0												
										사업장배출계	2											2	
		사업장	㈜서우	247 2013.10.21	김승희	남구 오천읍 문덕리 413-7	292-4860	533	용도	생활폐기물	0												
										음식물류폐기물	0												
										사업장배출계	2							2					
		사업장	㈜상일	248 2013.10.23	조용병	남구 대송면 철강로 160	286-6641	0	용도	생활폐기물	0												
										음식물류폐기물	0												
										사업장배출계	2	2											
		사업장	㈜동강	249 2013.10.24	최근식	남구 대도동 10-6	275-6446	0	용도	생활폐기물	0												
										음식물류폐기물	0												
										사업장배출계	4											4	

구분		허가대상 폐기물	업체명	등록·관리번호 (승인·허가일)	대표자	소재지	전화번호	2013년 처리량 (톤/년)	수집·운반 차량 현황														
시도	시군구								총계 (대)			밀폐식 차량 (대)	운반용 압착·압축 차량(대)	기계식 상차장치 부착차량 (대)	수거·교반 차량(대)	발효 차량(대)	탱크 로리(대)	카고 트럭(대)	암롤 트럭(대)	컨테이너 트럭(대)	버켓 로더(대)	덤프 트럭(대)	기타(대)
경북	포항시	생활	㈜유공개발	1-F-1 80.08.06	안홍일	남구 송도동 435-28	272-2829	5,012	용도	생활폐기물	6		4					2					
										음식물류폐기물	0												
										사업장배출계	0												
		생활	㈜원진환경	1-F-2 86.02.18	이준이	북구 죽도동 675-20	272-2635	8,203	용도	생활폐기물	7		4					3					
										음식물류폐기물	0												
										사업장배출계	2								2				
		생활	㈜삼호환경	1-F-3 83.09.01	유성백	북구 죽도동 703-5	273-5656	6,673	용도	생활폐기물	8		2					6					
										음식물류폐기물	0												
										사업장배출계	0												
		생활	삼익위생(합)	1-F-4 84.04.20	김규영	남구 대도동 627-1	275-9806	5,531	용도	생활폐기물	0												
										음식물류폐기물	0												
										사업장배출계	16		7					7	2				
		생활	㈜금원기업	1-F-5 85.08.03	김진홍	남구 대도동 19-18	274-5641	739	용도	생활폐기물	8	1	3					2	1			1	
										음식물류폐기물	0												
										사업장배출계	0												
		생활	원진기업㈜	1-F-8 88.02.20	이상수	남구 오천읍 용덕리 331-26	291-9660	14,173	용도	생활폐기물	6		4					2					
										음식물류폐기물	0												
										사업장배출계	4								4				
		생활	㈜동해환경개발	1-F-9 89.10.14	김석진	남구 연일읍 괴정리 176	285-7230	3,997	용도	생활폐기물	2		1					1					
										음식물류폐기물	0												
										사업장배출계	2							1				1	
		생활	㈜영일환경	1-F-10 91.08.14	남정수	북구 흥해읍 남성리 315-4	261-1392	2,950	용도	생활폐기물	2		1				1						
										음식물류폐기물	0												
										사업장배출계	2						2						
		생활	㈜상명환경	청1호 01.05.07	김경기	남구 대도동 120-9	273-2000	702	용도	생활폐기물	3	1					2						
										음식물류폐기물	0												
										사업장배출계	0												
		생활	유창산업	청2호 01.05.07	황보성태	남구 오천읍 구정리 494	291-6144	2,626	용도	생활폐기물	4	1					3						
										음식물류폐기물	0												
										사업장배출계	0												
		생활	㈜삼양개발	청3호 01.05.07	진규홍	남구 오천읍 문덕리 353-3	283-7000		용도	생활폐기물	2	1					1						
										음식물류폐기물	0												
										사업장배출계	0												
		생활	㈜태광	청4호 05.11.08	김정홍	남구 동촌동 375-40 해운센터 204	278-6620	741	용도	생활폐기물	3	1						1	1				
										음식물류폐기물	0												
										사업장배출계	0												
		생활	㈜신명	청5호 08.05.28	박동환	북구 흥해읍 대련리 55	262-0474	795	용도	생활폐기물	2	1					1						
										음식물류폐기물	0												
										사업장배출계	0												
		생활	㈜가람환경산업	청6호 08.06.20	김태헌	남구 오천읍 문덕리 382-15	293-0110	2,849	용도	생활폐기물	3	1										2	
										음식물류폐기물	0												
										사업장배출계	0												
		생활	대영환경㈜	청8호 09.07.09	윤경순	남구 오천읍 문덕리 585-20	293-5515	2,366	용도	생활폐기물	3	1										2	
										음식물류폐기물	0												
										사업장배출계	0												
		생활	주환수산	청10호 09.12.07	이응길	남구 구룡포읍 하정리 254	276-9951	1,155	용도	생활폐기물	13	1		10				2					
										음식물류폐기물	0												
										사업장배출계	0												
		생활	㈜면강	청11호 10.04.07	최영우	남구 청림동 1175-16	278-1700	2,732	용도	생활폐기물	2	1										1	
										음식물류폐기물	0												
										사업장배출계	0												
		생활	신학산업㈜	청12호 10.11.12	이도원	북구 신광면 냉수리 620-1	251-0523	147	용도	생활폐기물	2						2						
										음식물류폐기물	0												
										사업장배출계	0												
		생활	BJ인터내셔널	청31호 11.11.23	이부재	북구 창포동 478-1	275-3977	142	용도	생활폐기물	2	1						1					
										음식물류폐기물	0												
										사업장배출계	0												

구분		허가대상 폐기물	업체명	등록·관리번호 (승인·허가일)	대표자	소재지	전화번호	2013년 처리량 (톤/년)	수집·운반 차량 현황														
시도	시군구								총계 (대)			밀폐식 차량 (대)	운반용 압착·압축 차량(대)	기계식 상차장치 부착차량 (대)	수거·교반 차량(대)	발효 차량(대)	탱크 로리(대)	카고 트럭(대)	암롤 트럭(대)	컨테이너 트럭(대)	버켓 로더(대)	덤프 트럭(대)	기타(대)
경북	포항시	생활	(주)성광물류	청14호 13.1.4	박성훈	남구 효자동 145-9	276-2583	160,170	용도	생활폐기물	11	1										10	
										음식물류폐기물	0												
										사업장배출계	0												
	경주시계		68 업체					348,840	용도	생활폐기물	54	18	19	0	0	0	5	5	1	0	0	3	3
										음식물류폐기물	15	0	0	0	0	0	15	0	0	0	0	0	0
										사업장배출계	194	38	0	30	0	0	8	57	3	6	0	52	0
	경주시	생활/사업장	영남환경	2 (2009.8.27)	정미순	용강동 1186-3 용황상가A-301	749-0108	7,277	용도	생활폐기물	4	2	2										
										음식물류폐기물	3						3						
										사업장배출계	0												
		생활/사업장	원천산업	3 (2009.8.27)	권부창	성건동 339-2	772-1226	2,455	용도	생활폐기물	6	1	3						1				1
										음식물류폐기물	0												
										사업장배출계	0												
		생활/사업장	무릉환경	4 (1995.1.10)	문혜정	안강읍 안강리 441-2	762-0752	735	용도	생활폐기물	4	2	2										
										음식물류폐기물	0												
										사업장배출계	0												
		생활/사업장	대성실업	03-01 (2003.06.27)	박영조	용강동446-3	774-3764	9,028	용도	생활폐기물	5	2	3										
										음식물류폐기물	4						4						
										사업장배출계	0												
		생활/사업장	우승환경	03-02 (2003.07.27)	백남희	동천동813-5	743-0440	7,776	용도	생활폐기물	4	2	1										1
										음식물류폐기물	5						5						
										사업장배출계	0												
		생활	서라벌환경	01-06 (2007.05.07)	도민주	용강동 1316-1	742-3537	1,375	용도	생활폐기물	4	2	1										1
										음식물류폐기물	0												
										사업장배출계	0												
		생활	진성환경	2012-1 (2012.01.16)	이응욱	충현로 68-2	743-0293	475	용도	생활폐기물	3	2	1										
										음식물류폐기물	0												
										사업장배출계	0												
		생활	남부환경	2011-1 (2011.03.30)	최재혁	황성동 273-16	774-3555	0	용도	생활폐기물	3	1	2										
										음식물류폐기물	0												
										사업장배출계	0												
		생활	이사금환경	2011-4 (2011.11.04)	이영숙외1	천북면 동산리 326-7		0	용도	생활폐기물	4	2	2										
										음식물류폐기물	0												
										사업장배출계	0												
		생활	㈜정솔산업	2011-3 (2011.09.23)	김종수	용강동 2387-5		0	용도	생활폐기물	0												
										음식물류폐기물	3						3						
										사업장배출계	0												
		생활	대경실업	2011-2 (2011.07.26)	서지인	황성동 643-6	777-7925	0	용도	생활폐기물	3	1	2										
										음식물류폐기물	0												
										사업장배출계	0												
		생활/사업장	㈜흥광산업	11 (01.4.6)	이동철	천북면 동산리 800-2	774-2323	257	용도	생활폐기물	3						2					1	
										음식물류폐기물	0												
										사업장배출계	0												
		생활/사업장	㈜협신개발	14 (01.10.10)	신석진외1	충효동 1506	772-4236	920	용도	생활폐기물	5						3					2	
										음식물류폐기물	0												
										사업장배출계	0												
		생활/사업장	㈜녹색환경	09-01 (09.4.2)	최문환	안강읍 두류리 419-1	762-6224	0	용도	생활폐기물	2	1						1					
										음식물류폐기물	0												
										사업장배출계	0												
		생활/사업장	한국자원㈜	09-02 (09.8.12)	손승원	강동면 왕신리 269	762-0962	0	용도	생활폐기물	4							4					
										음식물류폐기물	0												
										사업장배출계	0												
		생활/사업장	이사금환경	10-01 (10.4.29)	전용길	천북면 성지리 491-28	771-8487	279	용도	생활폐기물	0												
										음식물류폐기물	0												
										사업장배출계	3	2		1									
		생활/사업장	㈜다산물류	2012-03 (12.03.05)	박문수	안강읍 노당리 92-10	762-2333	0	용도	생활폐기물	0												
										음식물류폐기물	0												
										사업장배출계	2	2											

구분		허가대상 폐기물	업체명	등록·관리번호 (승인·허가일)	대표자	소재지	전화번호	2013년 처리량 (톤/년)	수집·운반 차량 현황														
시도	시군구								총계 (대)			밀폐식 차량 (대)	운반용 압착·압축 차량(대)	기계식 상차장치 부착차량 (대)	수거·교반 차량(대)	발효 차량(대)	탱크 로리(대)	카고 트럭(대)	암롤 트럭(대)	컨테이너 트럭(대)	버켓 로더(대)	덤프 트럭(대)	기타(대)
경북	경주시	생활/사업장	㈜대원개발	2013-04 (13.04.15)	이용관	금성로 408번길16,202(성건동, 경우오피스텔)	741-6543	0	용도	생활폐기물	0												
										음식물류폐기물	0												
										사업장배출계	3						3						
		사업장	거산개발	1 (96.4.12)	박명훈	성동동 420-4	748-0639	133	용도	생활폐기물	0												
										음식물류폐기물	0												
										사업장배출계	2			1				1					
		사업장	종합환경	2 (01.11.9)	박종진	천북면 신당리 719	774-7748	59	용도	생활폐기물	0												
										음식물류폐기물	0												
										사업장배출계	2							1	1				
		사업장	㈜녹색환경	3 (02.1.9)	최문환	안강읍 두류리419-1	762-6224	17,264	용도	생활폐기물	0												
										음식물류폐기물	0												
										사업장배출계	5			2				2				1	
		사업장	영남개발	5 (05.2.16)	조민재	천북면 천강로 257-6(성지)	742-1498	1,823	용도	생활폐기물	0												
										음식물류폐기물	0												
										사업장배출계	3							3					
		사업장	㈜동진환경	7 (06.4.10)	김정호	천북면 동산리 861	742-8572	2,426	용도	생활폐기물	0												
										음식물류폐기물	0												
										사업장배출계	3			2				1					
		사업장	㈜미노텍	8 (06.6.27)	김대환	강동면 호명안길 3-1	763-3610	81,985	용도	생활폐기물	0												
										음식물류폐기물	0												
										사업장배출계	24	22										2	
		사업장	형진개발	9 (07.1.30)	이상문	성건동 640-5	742-2506	243	용도	생활폐기물	0												
										음식물류폐기물	0												
										사업장배출계	2			1				1					
		사업장	㈜다산물류	10 (07.3.9)	박문수	안강읍 노당리46	762-2333	41,398	용도	생활폐기물	0												
										음식물류폐기물	0												
										사업장배출계	31											31	
		사업장	경주통운	12 (07.7.9)	주춘욱	강동면 오금리 811-1	743-9956	17,846	용도	생활폐기물	0												
										음식물류폐기물	0												
										사업장배출계	11	4										7	
		사업장	한국자원㈜	16 (08.8.26)	손승원	강동면 왕신리 269	762-1967	53,213	용도	생활폐기물	0												
										음식물류폐기물	0												
										사업장배출계	20							20					
		사업장	푸른환경	18 (09.3.26)	장성	내남면 덕천리 821	749-0735	13,551	용도	생활폐기물	0												
										음식물류폐기물	0												
										사업장배출계	3							3					
		사업장	(주)성호기업	19 (09.5.4)	손명익	천북면 오야리 12-22	745-8880	21,858	용도	생활폐기물	0												
										음식물류폐기물	0												
										사업장배출계	6									6			
		사업장	외동상사	20 (09.6.26)	서남규	외동읍 입실리 1172-13	741-8269	0	용도	생활폐기물	0												
										음식물류폐기물	0												
										사업장배출계	2			1				1					
		사업장	㈜영운	21 (09.7.21)	김종선	내남면 덕천리 872-7		26,772	용도	생활폐기물	0												
										음식물류폐기물	0												
										사업장배출계	2								2				
		사업장	거북상회	24 (09.12.8)	주재홍	외동읍 구어리 82-2		249	용도	생활폐기물	0												
										음식물류폐기물	0												
										사업장배출계	2			1				1					
		사업장	경주건축자원	26 (09.12.21)	박순도	강동면 모서리 285		0	용도	생활폐기물	0												
										음식물류폐기물	0												
										사업장배출계	0												
		사업장	㈜명종산업	27 (10.1.6)	이순금	안강읍 두류리 389-1	338-6733	1,300	용도	생활폐기물	0												
										음식물류폐기물	0												
										사업장배출계	4											4	
		사업장	우리상사	28 (10.1.21)	정활수	황성동 871	773-2137	0	용도	생활폐기물	0												
										음식물류폐기물	0												
										사업장배출계	2			1				1					

구분		허가대상 폐기물	업체명	등록·관리번호 (승인·허가일)	대표자	소재지	전화번호	2013년 처리량 (톤/년)	수집·운반 차량 현황														
시도	시군구								총계 (대)			밀폐식 차량 (대)	운반용 압착·압축 차량(대)	기계식 상차장치 부착차량 (대)	수거·교반 차량(대)	발효 차량(대)	탱크 로리(대)	카고 트럭(대)	암롤 트럭(대)	컨테이너 트럭(대)	버켓 로더(대)	덤프 트럭(대)	기타(대)
경북	경주시	사업장	부강철재	29 (10.1.22)	권오환	외동읍 냉천리 산83-1	771-6001	0	용도	생활폐기물	0												
										음식물류폐기물	0												
										사업장배출계	2			1				1					
		사업장	미래에너지㈜	31 (10.5.27)	김수철	외동읍 제내리 645-1	743-1505	10,128	용도	생활폐기물	0												
										음식물류폐기물	0												
										사업장배출계	2			1				1					
		사업장	㈜신아로직스	32 (10.6.30)	이규수	동천동 929-5	777-1444	0	용도	생활폐기물	0												
										음식물류폐기물	0												
										사업장배출계	4	4											
		사업장	웰스코리아㈜	2011-01 (11.05.06)	김일배	외동읍 입실리 1172-4	052-274-6831	268	용도	생활폐기물	0												
										음식물류폐기물	0												
										사업장배출계	2							2					
		사업장	㈜일신산업	2011-02 (11.05.06)	김현식	외동읍 문산리 748-1	746-2754	3,098	용도	생활폐기물	0												
										음식물류폐기물	0												
										사업장배출계	2			2									
		사업장	현승테크	2011-03 (11.10.14)	나윤택	천북면 오야리		130	용도	생활폐기물	0												
										음식물류폐기물	0												
										사업장배출계	2			1				1					
		사업장	㈜클린에코텍	2011-04 (11.11.07)	최윤지	안강읍 두류리 475	763-7270	5,973	용도	생활폐기물	0												
										음식물류폐기물	0												
										사업장배출계	2											2	
		사업장	우리자원	2012-1 (12.01.30)	손철락	강동면 유금리 528	761-5005	0	용도	생활폐기물	0												
										음식물류폐기물	0												
										사업장배출계	0												
		사업장	㈜경안물류	2012-2 (12.03.05)	공미경	안강읍 안강리 88-24	776-2428	0	용도	생활폐기물	0												
										음식물류폐기물	0												
										사업장배출계	0												
		사업장	대신환경	2012-4 (12.03.28)	박대신	안강읍 원정길 66		0	용도	생활폐기물	0												
										음식물류폐기물	0												
										사업장배출계	0												
		사업장	태원상사	2012-5 (12.04.06)	홍선기	외동읍 연안리 584	773-3934	0	용도	생활폐기물	0												
										음식물류폐기물	0												
										사업장배출계	0												
		사업장	대운철재	2012-6 (12.005.17)	김재성	외동읍 연안리 1405-1	748-6165	0	용도	생활폐기물	0												
										음식물류폐기물	0												
										사업장배출계	0												
		사업장	강남개발	2012-7 (12.05.25)	이상문	양정로 214번길 12	776-4595	0	용도	생활폐기물	0												
										음식물류폐기물	0												
										사업장배출계	2			1				1					
		사업장	월드산업	2012-8 (12.06.22)	류낙현	외동읍 구어리 366-1	746-3640	0	용도	생활폐기물	0												
										음식물류폐기물	0												
										사업장배출계	2			2									
		사업장	통일환경	2012-9 (12.08.03)	설재철	천북면 동산리 861	748-6252	0	용도	생활폐기물	0												
										음식물류폐기물	0												
										사업장배출계	2			1				1					
		사업장	대광자원	2012-10 (12.08.03)	조용선	외동읍 입실리 1311	777-2925	8	용도	생활폐기물	0												
										음식물류폐기물	0												
										사업장배출계	2			1				1					
		사업장	한길철강	2012-11 (12.09.26)	양창권	천북면 천강로 90(동산)	774-1617	0	용도	생활폐기물	0												
										음식물류폐기물	0												
										사업장배출계	2			1				1					
		사업장	㈜성지종합물류	2012-12 (12.10.12)	대표이사	강동면 비학로 132(단구)	763-7088	6,424	용도	생활폐기물	0												
										음식물류폐기물	0												
										사업장배출계	5						5						
		사업장	한국피엠알㈜	2012-13 (12.11.06)	안상우	내남면 내외로 1078-16(명계)	614-5110	202	용도	생활폐기물	0												
										음식물류폐기물	0												
										사업장배출계	4							2				2	

구분		허가대상 폐기물	업체명	등록·관리번호 (승인·허가일)	대표자	소재지	전화번호	2013년 처리량 (톤/년)	수집·운반 차량 현황														
시도	시군구								총계 (대)			밀폐식 차량 (대)	운반용 압착·압축 차량(대)	기계식 상차장치 부착차량 (대)	수거·교반 차량(대)	발효 차량(대)	탱크 로리(대)	카고 트럭(대)	암롤 트럭(대)	컨테이너 트럭(대)	버켓 로더(대)	덤프 트럭(대)	기타(대)
경북	경주시	사업장	진흥산업㈜천북공장	2012-14 (12.11.27)	표승욱	천북면 화산공단길 388-59	742-0005	11,790	용도	생활폐기물	0												
										음식물류폐기물	0												
										사업장배출계	2			1				1					
		사업장	한국환경자원	2012-15 (12.12.27)	정경석	외동읍 모화리 560-1		58	용도	생활폐기물	0												
										음식물류폐기물	0												
										사업장배출계	3			1				2					
		사업장	진원산업㈜	2013-01 (13.02.20)	이진원	북성로 18번길4	771-7904	0	용도	생활폐기물	0												
										음식물류폐기물	0												
										사업장배출계	2			1				1					
		사업장	한빛환경	2013-02 (13.03.22)	김경훈	천북면 화산공단길 327(오야리)	774-9865	0	용도	생활폐기물	0												
										음식물류폐기물	0												
										사업장배출계	2			1				1					
		사업장	㈜영남스틸	2013-03 (13.04.15)	이종협	천북면 오야리 산8-1	762-3424	0	용도	생활폐기물	0												
										음식물류폐기물	0												
										사업장배출계	5			2				3					
		사업장	시원환경	2013-04 (13.05.06)	전용길	천북면 모아리 391		0	용도	생활폐기물	0												
										음식물류폐기물	0												
										사업장배출계	0												
		사업장	보강종합자원	2013-06 (13.05.23)	서선보	외동읍 문산리 652	773-2091	2	용도	생활폐기물	0												
										음식물류폐기물	0												
										사업장배출계	2			1				1					
		사업장	㈜일봉	2013-07 (13.06.10)	최동철	천북면 천북로 99(신당리)	745-1232	62	용도	생활폐기물	0												
										음식물류폐기물	0												
										사업장배출계	2	2											
		사업장	㈜모던	2013-08 (13.07.30)	김진철	건천읍 대경로 3537(용명)	753-7172	0	용도	생활폐기물	0												
										음식물류폐기물	0												
										사업장배출계	7											7	
		사업장	담덕기업	2013-09 (13.08.14)	최상억	양정로 327(용강동)	746-0101	0	용도	생활폐기물	0												
										음식물류폐기물	0												
										사업장배출계	2			1				1					
		사업장	외석철강	2013-10 (13.09.03)	변병덕	외동읍 구어리 658-1	777-6945	0	용도	생활폐기물	0												
										음식물류폐기물	0												
										사업장배출계	2			1				1					
		사업장	㈜세양종합물류	2013-11 (13.11.20)	박세권	강동면 비학로 132(단구)	763-7088	0	용도	생활폐기물	0												
										음식물류폐기물	0												
										사업장배출계	2	2											
		사업장	㈜진영폴리텍	2013-13 (13.12.23)	정종화	강동면 모서리 산59-1외1	745-9903	0	용도	생활폐기물	0												
										음식물류폐기물	0												
										사업장배출계	2			1				1					
	김천시계		16 업체					47,128	용도	생활폐기물	18	2	3	0	0	0	0	5	5	0	0	0	3
										음식물류폐기물	6	4	0	0	0	0	0	2	0	0	0	0	0
										사업장배출계	17	0	0	6	0	0	0	3	4	0	0	2	2
	김천시	사업장	기산환경	5060000-35-2008-00006 (2004.04.29) 2008-00006(2004.04.29)	김향숙	대광동 619번지		248	용도	생활폐기물	0												
										음식물류폐기물	0												
										사업장배출계	3								3				
		사업장	부곡환경자원	5060000-35-2008-00009 (2008.01.23)	김두일	대광동 801번지	433-7683	10,200	용도	생활폐기물	0												
										음식물류폐기물	0												
										사업장배출계	3			3									
		사업장	김천유지	5060000-35-2009-00002 (2009.03.17)	임무만	교동 코아루@ 104/1305		1,884	용도	생활폐기물	0												
										음식물류폐기물	0												
										사업장배출계	2							2					
		사업장	자원뱅크	5060000-35-2011-00006 (2011.12.01)	장인숙	덕곡동 651번지	435-7200	0	용도	생활폐기물	0												
										음식물류폐기물	0												
										사업장배출계	2			1									1
		사업장	(주)세명산업	5060000-35-2012-00007 (2012.03.19)	윤세일	고래실2길 7, 가동 302호 (부곡동)		109	용도	생활폐기물	0												
										음식물류폐기물	0												
										사업장배출계	4								1			2	1

구분		허가대상 폐기물	업체명	등록·관리번호 (승인·허가일)	대표자	소재지	전화번호	2013년 처리량 (톤/년)	수집·운반 차량 현황														
시도	시군구								총계 (대)			밀폐식 차량 (대)	운반용 압착·압축 차량(대)	기계식 상차장치 부착차량 (대)	수거·교반 차량(대)	발효 차량(대)	탱크 로리(대)	카고 트럭(대)	암롤 트럭(대)	컨테이너 트럭(대)	버켓 로더(대)	덤프 트럭(대)	기타(대)
경북	김천시	사업장	특영자원	5060000-35-2012-00010 (2012.06.19)	이상구	양천동 899-3번지		90	용도	생활폐기물	0												
										음식물류폐기물	0												
										사업장배출계	2			1				1					
		사업장	친환경에버뷰㈜	5060000-35-2013-00005 (2012.06.19)	구근혜	아포읍 대신길 446-4	436-5100	345	용도	생활폐기물	0												
										음식물류폐기물	0												
										사업장배출계	3			2				1					
		사업장	진흥환경	5060000-35-2005-00003 (2009.12.14)	정희락	아포읍 송천리 630-2번지	437-5551	23,318	용도	생활폐기물	0												
										음식물류폐기물	0												
										사업장배출계	2							1	1				
		생활	제일산업	5060000-35-2009-00011 (2009.12.14)	이명희	아포읍 국사리 51-9		0	용도	생활폐기물	0												
										음식물류폐기물	3	3											
										사업장배출계	0												
		생활	진흥환경	5060000-35-2009-00011 (2009.12.14)	정희락	아포읍 송천리 630-2번지	437-5551	0	용도	생활폐기물	2							1	1				
										음식물류폐기물	0												
										사업장배출계	0												
		생활	녹색자원	5060000-35-2010-00002 (2010.07.14)	박재천	신음동 51번지		0	용도	생활폐기물	4	1											3
										음식물류폐기물	0												
										사업장배출계	0												
		생활	청운환경	5060000-35-2010-00004 (2011.06.03)	정효기	봉산면 인의리 815번지	432-5900	2,536	용도	생활폐기물	2	1						1					
										음식물류폐기물	0												
										사업장배출계	0												
		생활	조흥산업(주)	5060000-35-2011-00002 (2011.04.04)	신용규	남면 월명리 813번지	431-8112	3,987	용도	생활폐기물	3								3				
										음식물류폐기물	0												
										사업장배출계	0												
		생활	정화환경	5060000-35-2008-00003 (1999.12.16)	김종철	옹명동 1012-1번지	437-5551	4,263	용도	생활폐기물	3		3										
										음식물류폐기물	6	4						2					
										사업장배출계	0												
		생활	온누리환경	5060000-35-2013-00017 (1999.12.16)	김종규	대항면 대룡리 852-1		100	용도	생활폐기물	2							1	1				
										음식물류폐기물	0												
										사업장배출계	0												
		생활	태흥로지스틱	5060000-35-2006-00003 (1999.12.16)	신경화	옹명동 300-2	455-7257	48	용도	생활폐기물	2							2					
										음식물류폐기물	0												
										사업장배출계	0												
	안동시계		11 업체					38,622	용도	생활폐기물	33	6	10	0	0	0	0	9	5	0	0	2	1
										음식물류폐기물	4	3	0	0	0	0	0	0	1	0	0	0	0
										사업장배출계	11	2	2	0	0	0	0	1	1	0	0	4	1
	안동시	생활/사업장	동방환경산업㈜	1996-03 1994.09.08	김도현	앙실로 333(수하동)	054-859-7979	17,764	용도	생활폐기물	8	2	4					1				1	
										음식물류폐기물	2	1							1				
										사업장배출계	2		1					1					
		생활	우방환경산업㈜	1995-05 1994.04.29	권용섭	말구리3길18(태화동)	054-853-3508	17,464	용도	생활폐기물	9	1	5					2	1				
										음식물류폐기물	2	2											
										사업장배출계	0												
		생활	㈜유림환경산업	2002-02 2002.3.5	안종수	전거리8길39(용상동)	054-841-6382	0	용도	생활폐기물	2							2					
										음식물류폐기물	0												
										사업장배출계	0												
		생활/사업장	명성환경산업	2004-03 2004.06.16	박병대	중앙로 87-2(동문동)	054-854-0218	0	용도	생활폐기물	4								4				
										음식물류폐기물	0												
										사업장배출계	3		1									2	
		생활	㈜대성환경산업	2004-02 2004.06.02	박계남	전거리2길25(용상동)	054-823-0455	0	용도	생활폐기물	2							2					
										음식물류폐기물	0												
										사업장배출계	0												
		생활	㈜동명	2005-01 2005.03.10	김종진외	길주길 101-90(용상동)	054-823-9400	0	용도	생활폐기물	2	1						1					
										음식물류폐기물	0												
										사업장배출계	0												
		생활	㈜일성환경	2005-03 2005.08.24	강영섭	전거리2길 25(용상동)	054-823-0455	0	용도	생활폐기물	2											1	1
										음식물류폐기물	0												
										사업장배출계	0												

구분		허가대상 폐기물	업체명	등록·관리번호 (승인·허가일)	대표자	소재지	전화번호	2013년 처리량 (톤/년)	수집·운반 차량 현황															
시도	시군구								총계 (대)			밀폐식 차량 (대)	운반용 압착·압축 차량(대)	기계식 상차장치 부착차량 (대)	수거·교반 차량(대)	발효 차량(대)	탱크 로리(대)	카고 트럭(대)	암롤 트럭(대)	컨테이너 트럭(대)	버켓 로더(대)	덤프 트럭(대)	기타(대)
경북	안동시	사업장	내츄럴피드라인	2009-01 2009.10.21	고용관	풍산읍 유곡길 113-18	054-852-3060	1,525	용도	생활폐기물	0													
										음식물류폐기물	0													
										사업장배출계	2	2												
		생활	제일상회	2009-03 2009.12.28	김재일	북후면 산약길 467-1		0	용도	생활폐기물	2	1						1					
										음식물류폐기물	0													
										사업장배출계	0													
		사업장	㈜의담환경	2013-02 2013.04.08	권오탁	태화3길 10-7(태화동)	054-842-1188	1,868	용도	생활폐기물	0													
										음식물류폐기물	0													
										사업장배출계	4								1			2	1
		생활	에코클린워터㈜	2013-01 2013.04.05	이점우	와룡면 퇴계로 972	054-854-0218	0	용도	생활폐기물	2	1	1										
										음식물류폐기물	0													
										사업장배출계	0													
	구미시계		65 업체					1,096,739	용도	생활폐기물	46	6	8	10	0	0	0	7	11	0	0	3	1
										음식물류폐기물	0	0	0	0	0	0	0	0	0	0	0	0	0
										사업장배출계	176	13	1	30	0	0	6	39	48	1	0	24	14
	구미시	사업장	㈜태흥환경개발	6(03-06-05)	정재열	구미시 장천면 신장리 626-5	472-2288	58,992	용도	생활폐기물	0													
										음식물류폐기물	0													
										사업장배출계	8								8					
		사업장	주은산업㈜	7(05.06.24)	도세호	구미시 산동면 적림리 482-17	474-5063	12,021	용도	생활폐기물	0													
										음식물류폐기물	0													
										사업장배출계	3								3					
		사업장	자연환경	13(07.01.23)	구대규	구미시 송정동 447-15	456-8274	3,322	용도	생활폐기물	0													
										음식물류폐기물	0													
										사업장배출계	2								2					
		사업장	대산환경㈜	4(97.05.12)	황희웅	구미시 신평동 361-13 2F	472-2211	28,398	용도	생활폐기물	0													
										음식물류폐기물	0													
										사업장배출계	4							3	1					
		사업장	신현대자원	39(08.03.28)	전근호	구미시 장천면 신장리 626-1	471-4664	78	용도	생활폐기물	0													
										음식물류폐기물	0													
										사업장배출계	3			1					2					
		사업장	㈜대화티앤에스	14(08.08.28)	엄재경	구미시 장천면 상장리 672-6	473-7557	382,402	용도	생활폐기물	0													
										음식물류폐기물	0													
										사업장배출계	33	1		3				13	8			8		
		사업장	(주)구미환경	1(94.04.06)	강신석	구미시 형곡동314-13	456-1617	48,837	용도	생활폐기물	0													
										음식물류폐기물	0													
										사업장배출계	13			1				4	7			1		
		사업장	건화상사	8(00.12.27)	박순예	구미시 임은동 518-2	465-4151	0	용도	생활폐기물	0													
										음식물류폐기물	0													
										사업장배출계	2			2										
		사업장	경안환경	9(01.12.29)	유대연	구미시 산동면 성수리 140	458-5468	0	용도	생활폐기물	0													
										음식물류폐기물	0													
										사업장배출계	3		1	1					1					
		사업장	대양산업	12(03.02.26)	한윤석	구미시 장천면 신장리 1018-3	472-7177	0	용도	생활폐기물	0													
										음식물류폐기물	0													
										사업장배출계	2													2
		사업장	관동자원	19(04.12.16)	차무제	구미시 장천면 신장2리64번지	471-8666	4	용도	생활폐기물	0													
										음식물류폐기물	0													
										사업장배출계	3			3										
		사업장	㈜국인산업	20(04.12.24)	박무웅	구미시 시미동166-7	473-1116	19,991	용도	생활폐기물	0													
										음식물류폐기물	0													
										사업장배출계	4			1					2			1		
		사업장	한국이앤알	23(05.09.29)	박희관	구미시 임수동 92-9공구상가 4동 319호	471-8087, 474-8087	6,633	용도	생활폐기물	0													
										음식물류폐기물	0													
										사업장배출계	2	1							1					
		사업장	에버크린	24(06.01.05)	김동근	구미시 임수동 92-9공구상가 4동 211호	471-1960	257	용도	생활폐기물	0													
										음식물류폐기물	0													
										사업장배출계	2	1						1					

구분		허가대상 폐기물	업체명	등록·관리번호 (승인·허가일)	대표자	소재지	전화번호	2013년 처리량 (톤/년)	수집·운반 차량 현황														
시도	시군구								총계 (대)			밀폐식 차량 (대)	운반용 압착·압축 차량(대)	기계식 상차장치 부착차량 (대)	수거·교반 차량(대)	발효 차량(대)	탱크 로리(대)	카고 트럭(대)	암롤 트럭(대)	컨테이너 트럭(대)	버켓 로더(대)	덤프 트럭(대)	기타(대)
경북	구미시	사업장	동일환경	25(06.05.30)	이엽	구미시 임수동 92-9	479-6277	1,933	용도	생활폐기물	0												
										음식물류폐기물	0												
										사업장배출계	2								2				
		사업장	대신환경	26(06.05.30)	이종섭	구미시 구평동 466-5 문화빌 102호	474-1723	2,619	용도	생활폐기물	0												
										음식물류폐기물	0												
										사업장배출계	2								2				
		사업장	㈜동특	27(06.06.09)	김세원	구미시 오태동 155-5	465-0764	0	용도	생활폐기물	0												
										음식물류폐기물	0												
										사업장배출계	5						5						
		사업장	(주)진영이앤아이	30(06.08.11)	엄효길	구미시 산동면 첨단기업1로 17 206-1 (구미전자정보기술원 혁신관)	474-2270	13,728	용도	생활폐기물	0												
										음식물류폐기물	0												
										사업장배출계	3							2	1				
		사업장	(주)대성토탈이엔씨	37(07.12.09)	양수태	구미시 비산동 47-5	463-5840	0	용도	생활폐기물	0												
										음식물류폐기물	0												
										사업장배출계	1							1					
		사업장	삼성자원	38(08.03.25)	장동환	구미시 고아읍 파산리 375	452-4586	15	용도	생활폐기물	0												
										음식물류폐기물	0												
										사업장배출계	2	2											
		사업장	혜원자원	43(11.10.13)	최병식	구미시 구포동 21	471-4009	0	용도	생활폐기물	0												
										음식물류폐기물	0												
										사업장배출계	2			1				1					
		사업장	대운자원환경	44(08.09.25)	김만진	구미시 고아읍 대망리 767-1	482-9111	19	용도	생활폐기물	0												
										음식물류폐기물	0												
										사업장배출계	2			2									
		사업장	구미농산	48(09.01.14)	장경희	구미시 진평동 138-7	472-9571	0	용도	생활폐기물	0												
										음식물류폐기물	0												
										사업장배출계	7			3				4					
		사업장	㈜영진종합물류	49(09.05.21)	김태성	구미시 오태동 155-5	462-2991	29,698	용도	생활폐기물	0												
										음식물류폐기물	0												
										사업장배출계	9											9	
		사업장	(주)성헌인텐셔날	50(10.03.22)	장보헌	구미시 임수동 92-56		0	용도	생활폐기물	0												
										음식물류폐기물	0												
										사업장배출계	2	2											
		사업장	희망플라스틱	52(10.12.29)	김형용	구미시 고아읍 파산리 351외 1	482-7380	0	용도	생활폐기물	0												
										음식물류폐기물	0												
										사업장배출계	5			1				4					
		사업장	에스디환경	40(11.06.02)	정영환	구미시 인의동 421-1번지	476-8923	4,497	용도	생활폐기물	0												
										음식물류폐기물	0												
										사업장배출계	2								2				
		사업장	엠스엠폴리텍	54(11.05.20)	박성열	구미시 장천면 상장리 74-1		0	용도	생활폐기물	0												
										음식물류폐기물	0												
										사업장배출계	4	1		1				2					
		사업장	부자자원	55(11.07.11)	정광식	구미시 부곡동 108-9		0	용도	생활폐기물	0												
										음식물류폐기물	0												
										사업장배출계	2			2									
		사업장	㈜카이텍	56(11.09.02)	박정상	구미시 구평동 426-16		0	용도	생활폐기물	0												
										음식물류폐기물	0												
										사업장배출계	3	1		1				1					
		사업장	㈜화원실업	57(14.7.25)	신상태	구미시 오태동 150-1번지	464-5233	0	용도	생활폐기물	0												
										음식물류폐기물	0												
										사업장배출계	3	2							1				
		사업장	삼성환경	21(05.04.22)	이준태	구미시 고아읍 관심리 726-1	482-4066	2,789	용도	생활폐기물	0												
										음식물류폐기물	0												
										사업장배출계	3			2					1				
		사업장	(주)디에스엠	51(10.04.19)	최성은	구미시 해평면 괴곡리 455	464-4589	0	용도	생활폐기물	0												
										음식물류폐기물	0												
										사업장배출계	3												3

구분		허가대상 폐기물	업체명	등록·관리번호 (승인·허가일)	대표자	소재지	전화번호	2013년 처리량 (톤/년)	수집·운반 차량 현황														
시도	시군구								총계 (대)			밀폐식 차량 (대)	운반용 압착·압축 차량(대)	기계식 상차장치 부착차량 (대)	수거·교반 차량(대)	발효 차량(대)	탱크 로리(대)	카고 트럭(대)	암롤 트럭(대)	컨테이너 트럭(대)	버켓 로더(대)	덤프 트럭(대)	기타(대)
경북	구미시	사업장	대동환경산업	200400004 (04.7.16)	하동욱	구미시 남통동13-16	463-3133	0	용도	생활폐기물	0												
										음식물류폐기물	0												
										사업장배출계	2												2
		사업장	㈜케이엠환경	200600027 (06.6.2)	권용관	구미시 옥계동 739-3	475-0438	0	용도	생활폐기물	0												
										음식물류폐기물	0												
										사업장배출계	2												2
		사업장	태정산업	200700004 (07.8.13)	서태권	구미시 임수동 92-9 공구상가 312,313호		0	용도	생활폐기물	0												
										음식물류폐기물	0												
										사업장배출계	2												2
		사업장	DK리싸이텍	200800012 (08.5.19)	박성보	구미시 광평동 529-5	457-2789	0	용도	생활폐기물	0												
										음식물류폐기물	0												
										사업장배출계	2											2	
		사업장	백마환경	60 (13.01.22)	최태섭	구미시 공단1동 108 4주공상가 108호	464-5794	0	용도	생활폐기물	0												
										음식물류폐기물	0												
										사업장배출계	1								1				
		사업장	영남환경	201300006 (13.02.05)	박정구	구미시 오태동 171-1		0	용도	생활폐기물	0												
										음식물류폐기물	0												
										사업장배출계	2			1					1				
		사업장	㈜풍진	201300003 (13.01.29)	이경자	구미시 장천면 장천상림3길 77-7	476-0560	1,715	용도	생활폐기물	0												
										음식물류폐기물	0												
										사업장배출계	3			2					1				
		생활	주은산업㈜	13(03.04.14)	도세호	구미시 산동면 적림리 482-17	474-5063	12,021	용도	생활폐기물	5			2				1	2				
										음식물류폐기물	0												
										사업장배출계	0												
		사업장	㈜근일건설	200100001 (06.6.14)	류승우	구미시 형곡로 241 미성빌라 상가102호	443-2079	0	용도	생활폐기물	0												
										음식물류폐기물	0												
										사업장배출계	1												1
		사업장	신성토건㈜	4(07.6.18)	김동훈	구미시 봉곡동430-8	456-5697, 456-9861	799	용도	생활폐기물	0												
										음식물류폐기물	0												
										사업장배출계	2												2
		사업장	유성환경산업	5(05.01.06)	대표이사	구미시 선산읍 동부리 432-1	481-9777	0	용도	생활폐기물	0												
										음식물류폐기물	0												
										사업장배출계	1						1						
		생활	㈜태흥환경개발	2(94.08.22)	정재열	구미시 장천면 신장리 626-5	475-2286	58,992	용도	생활폐기물	5			1					4				
										음식물류폐기물	0												
										사업장배출계	0												
		생활	신현대자원	11(11.10.31)	전근호	구미시 장천면 신장리 626-1	471-4664	79	용도	생활폐기물	2								2				
										음식물류폐기물	0												
										사업장배출계	0												
		생활	(주)대화티엔에스	17(04.05.11)	엄재경	구미시 장천면 상장리 672-6	473-7557	382,402	용도	생활폐기물	4			1				1	1			1	
										음식물류폐기물	0												
										사업장배출계	0												
		사업장	형통건설(주)	2(01.06.18)	김정숙	구미시 봉곡동 430-8	455-7705	1,442	용도	생활폐기물	0												
										음식물류폐기물	0												
										사업장배출계	2	2											
		생활	자연환경	27(07.09.10)	구대규	구미시 송정동 447-15	456-8274	21,210	용도	생활폐기물	2							2					
										음식물류폐기물	0												
										사업장배출계	0												
		생활	정토건설㈜	1(05.06.13)	김의석	구미시 봉곡동 17-10	456-5479	950	용도	생활폐기물	2											2	
										음식물류폐기물	0												
										사업장배출계	0												
		생활	구미환경산업	A-1(94.08.19)	박순희	구미시 남통동86	451-2253	0	용도	생활폐기물	9		8										1
										음식물류폐기물	0												
										사업장배출계	0												
		생활	공단환경	A-2(94.08.19)	박기홍	구미시 송정동460-9	455-5656	0	용도	생활폐기물	8		7										1
										음식물류폐기물	0												
										사업장배출계	0												

구분		허가대상 폐기물	업체명	등록·관리번호 (승인·허가일)	대표자	소재지	전화번호	2013년 처리량 (톤/년)	수집·운반 차량 현황														
시도	시군구								총계 (대)			밀폐식 차량 (대)	운반용 압착·압축 차량(대)	기계식 상차장치 부착차량 (대)	수거·교반 차량(대)	발효 차량(대)	탱크 로리(대)	카고 트럭(대)	암롤 트럭(대)	컨테이너 트럭(대)	버켓 로더(대)	덤프 트럭(대)	기타(대)
경북	구미시	생활	미래환경	A-3(07.11.02)	권용호	구미시 남통동 16-20 2F	455-8338	0	용도	생활폐기물	8		6										2
										음식물류폐기물	0												
										사업장배출계	0												
		사업장	늘푸른환경	5(12.08.07)	최성환	구미시 원평동 1037-6 지하1층		0	용도	생활폐기물	0												
										음식물류폐기물	0												
										사업장배출계	3							3					
		생활	앞선환경	61(13.01.29)	윤경준	구미시 인동16길 44	474-8077	334	용도	생활폐기물	3	3											
										음식물류폐기물	0												
										사업장배출계	0												
		사업장	모든자원	201300005 (2013.02.19)	장준영	구미시 해평면 괴곡리 736	471-6994	0	용도	생활폐기물	0												
										음식물류폐기물	0												
										사업장배출계	2	1		1									
		생활	영남환경	201300011 (2013.03.19)	박정구	구미시 오태동 171-1		0	용도	생활폐기물	2			1				1					
										음식물류폐기물	0												
										사업장배출계	0												
		생활	자원환경	201300012 (2013.03.25)	장정숙	구미시 송정대로6길 61-1(송정동)	053-616-1617	562	용도	생활폐기물	3	3											
										음식물류폐기물	0												
										사업장배출계	0												
		생활	대한환경	201300013 (2013.04.01)	송영복	구미시 봉곡동 112-2	444-3330	0	용도	생활폐기물	2			1					1				
										음식물류폐기물	0												
										사업장배출계	0												
		사업장	㈜다온산업	201300007 (2013.04.23)	조재덕	구미시 3공단1로 302-7 5/204(임수동,공구상가)	476-0068	0	용도	생활폐기물	0												
										음식물류폐기물	0												
										사업장배출계	3			1								2	
		생활	백마환경	201300016 (2013.04.29)	최태섭	구미시 공단1동 108 4주공상가 108호		0	용도	생활폐기물	2							1	1				
										음식물류폐기물	0												
										사업장배출계	0												
		생활	구미농산	48(09.01.14)	장경희	구미시 진평동 138-7	472-9571	0	용도	생활폐기물	3			3									
										음식물류폐기물	0												
										사업장배출계	0												
		사업장	㈜대형상회	201300030 (2013.07.11)	이윤재	구미시 임수동 269-1	473-1518	0	용도	생활폐기물	0												
										음식물류폐기물	0												
										사업장배출계	2			1				1					
		생활	㈜대형상회	201300029 (2013.07.11)	이윤재	구미시 임수동 269-1	473-1518	0	용도	생활폐기물	2			1				1					
										음식물류폐기물	0												
										사업장배출계	0												
		사업장	유성자원㈜	201300078 (2013.10.02)	유성자	구미시 장천면 학신로 172		0	용도	생활폐기물	0												
										음식물류폐기물	0												
										사업장배출계	4							1	1	1		1	
	영주시계		9 업체					31,650	용도	생활폐기물	20	5	15	0	0	0	0	0	0	0	0	0	0
										음식물류폐기물	0	0	0	0	0	0	0	0	0	0	0	0	0
										사업장배출계	13	13	0	0	0	0	0	0	0	0	0	0	0
	영주시	생활	영주환경	제1호 93.3.8	박훈래	가흥2동 1381-571	631-0768	7,828	용도	생활폐기물	4		4										
										음식물류폐기물	0												
										사업장배출계	0												
		생활	삼우환경	제2호 97.2.25	박영섭	휴천2동 582	636-5843	7,692	용도	생활폐기물	4		4										
										음식물류폐기물	0												
										사업장배출계	0												
		생활	푸른환경	제3호 03.4.16	김미자	조암동 836-3	634-7676	7,550	용도	생활폐기물	4		4										
										음식물류폐기물	0												
										사업장배출계	0												
		생활	우리환경	제4호 03.5.19	김상규	가흥동 1256	631-0064	7,894	용도	생활폐기물	3		3										
										음식물류폐기물	0												
										사업장배출계	0												
		사업장	친구유통	1999-1 99.7.8	김삼선	적서동557	638-4321	57	용도	생활폐기물	0												
										음식물류폐기물	0												
										사업장배출계	13	13											

구분		허가대상 폐기물	업체명	등록·관리번호 (승인·허가일)	대표자	소재지	전화번호	2013년 처리량 (톤/년)	수집·운반 차량 현황														
시도	시군구								총계 (대)			밀폐식 차량 (대)	운반용 압착·압축 차량(대)	기계식 상차장치 부착차량 (대)	수거·교반 차량(대)	발효 차량(대)	탱크 로리(대)	카고 트럭(대)	암롤 트럭(대)	컨테이너 트럭(대)	버켓 로더(대)	덤프 트럭(대)	기타(대)
경북	영주시	사업장	㈜청림환경건설	2004-1 04.1.8	황승창	휴천동492-1	638-0971	196	용도	생활폐기물	2	2											
										음식물류폐기물	0												
										사업장배출계	0												
		사업장	㈜대신환경	2004-2 04.2.27	김기돈	적서동705	635-5577	191	용도	생활폐기물	1	1											
										음식물류폐기물	0												
										사업장배출계	0												
		사업장	㈜금성개발	2004-4 04.3.8	안동준	영주동554-4	638-4841	242	용도	생활폐기물	1	1											
										음식물류폐기물	0												
										사업장배출계	0												
		사업장	㈜일성이앤지	2004-6 04.6.9	이재갑	휴천동642-720	638-0511	0	용도	생활폐기물	1	1											
										음식물류폐기물	0												
										사업장배출계	0												
	영천시계		24 업체					102,067	용도	생활폐기물	7	0	0	0	0	0	1	2	4	0	0	0	0
										음식물류폐기물	0	0	0	0	0	0	0	0	0	0	0	0	0
										사업장배출계	77	2	0	4	0	0	2	49	3	13	0	4	0
	영천시	생활	㈜영남수도공사	영천-112 (02.05.14.)	소재봉	금호읍 냉천리 719-14	337-8121	1,028	용도	생활폐기물	2						1	1					
										음식물류폐기물	0												
										사업장배출계	0												
		생활	세원환경개발	영천-117 (04.10.26.)	조현일	화룡동 318-1	331-0923	6,914	용도	생활폐기물	5							1	4				
										음식물류폐기물	0												
										사업장배출계	0												
		사업장	신개발환경	7-007 (97.07.16.)	이석보	대창면 사리리 670-1		25,015	용도	생활폐기물	0												
										음식물류폐기물	0												
										사업장배출계	2								1			1	
		사업장	신아물류㈜	영천-111 (04.04.08.)	김동덕	대창면 구지리 1150-1	053-593-3933	37,369	용도	생활폐기물	0												
										음식물류폐기물	0												
										사업장배출계	15									13		2	
		사업장	㈜월성산업	영천-114 (04.07.16.)	정봉임	임고면 선원1리 727	335-1824	15,663	용도	생활폐기물	0												
										음식물류폐기물	0												
										사업장배출계	3							2				1	
		사업장	㈜세흥건설	영천-122 (05.03.24.)	이희태	완산동 1060	338-8825	2,293	용도	생활폐기물	0												
										음식물류폐기물	0												
										사업장배출계	2						2						
		사업장	영천수지	영천-129 (99.11.10.)	황상록	화산면 석촌리 9	338-5430	1,336	용도	생활폐기물	0												
										음식물류폐기물	0												
										사업장배출계	3							3					
		사업장	금성자원	영천-138 (07.11.30.)	김준영	봉동 606-2		151	용도	생활폐기물	0												
										음식물류폐기물	0												
										사업장배출계	3							3					
		사업장	미래케미칼	영천-148 (09.02.25.)	노석호	채신동 152-3	335-0255	2,482	용도	생활폐기물	0												
										음식물류폐기물	0												
										사업장배출계	3							3					
		사업장	㈜네비엔 영천사업소	영천-151 (09.09.28.)	박영동	도남동 214-1	336-0280	1,621	용도	생활폐기물	0												
										음식물류폐기물	0												
										사업장배출계	3							2	1				
		사업장	한미산업 상리2공장	영천-146 (09.01.28.)	신용범	고경면 상리리 600-11	337-4006	0	용도	생활폐기물	0												
										음식물류폐기물	0												
										사업장배출계	2							1	1				
		사업장	㈜자연과미래	영천-156 (10.05.24.)	손현탁	도남동 283-1	336-5200	0	용도	생활폐기물	0												
										음식물류폐기물	0												
										사업장배출계	2	2											
		사업장	㈜경림	영천-163 (11.07.25.)	대표자	금호읍 냉천리 88-4	331-5246	0	용도	생활폐기물	0												
										음식물류폐기물	0												
										사업장배출계	2							2					
		사업장	영동기업㈜	영천-322 (2013.12.23)	한승훈	창하리 922-1	335-6661	-	용도	생활폐기물	0												
										음식물류폐기물	0												
										사업장배출계	6							6					

구분		허가대상 폐기물	업체명	등록·관리번호 (승인·허가일)	대표자	소재지	전화번호	2013년 처리량 (톤/년)	수집·운반 차량 현황														
시도	시군구								총계 (대)			밀폐식 차량 (대)	운반용 압착·압축 차량(대)	기계식 상차장치 부착차량 (대)	수거·교반 차량(대)	발효 차량(대)	탱크 로리(대)	카고 트럭(대)	암롤 트럭(대)	컨테이너 트럭(대)	버켓 로더(대)	덤프 트럭(대)	기타(대)
경북		사업장	제일산업	영천-312 2013.9.16	조정숙	신원리 317		242	용도	생활폐기물	0												
										음식물류폐기물	0												
										사업장배출계	6							6					
		사업장	한남산업	영천-290 2013.2.15	이종엽	삼부리 136-8		61	용도	생활폐기물	0												
										음식물류폐기물	0												
										사업장배출계	2			1				1					
		사업장	덕진환경	영천-118 2004.10.26	김윤석	도동 631	334-5010	-	용도	생활폐기물	0												
										음식물류폐기물	0												
										사업장배출계	2			2									
		사업장	성원자원	영천-299 2013.6.3	이길태	본촌동 715-4		-	용도	생활폐기물	0												
										음식물류폐기물	0												
										사업장배출계	2							2					
		사업장	㈜동방테크	영천-254 2011.4.18	김태우	대창리 972	984-4944	40	용도	생활폐기물	0												
										음식물류폐기물	0												
										사업장배출계	2							2					
		사업장	엘비산업	영천-292 2013.4.24	이복자	신원리 318	336-3795	360	용도	생활폐기물	0												
										음식물류폐기물	0												
										사업장배출계	4			1				3					
		사업장	센텀환경	영천-297 2013.5.23	황정욱	용내길 67-32	333-5651	610	용도	생활폐기물	0												
										음식물류폐기물	0												
										사업장배출계	5							5					
		사업장	지풍영농조합	영천-301 2013.6.14	신상옥	갑티로 231	336-6652	1,150	용도	생활폐기물	0												
										음식물류폐기물	0												
										사업장배출계	3							3					
		사업장	㈜대남산업	영천-286 2012.12.28	성희진	맘살길 14	338-7773	3,540	용도	생활폐기물	0												
										음식물류폐기물	0												
										사업장배출계	2							2					
		사업장	㈜대양환경	영천-293 2013.4.26	김희석	용내길 139-10	053-857-5400	2,192	용도	생활폐기물	0												
										음식물류폐기물	0												
										사업장배출계	3							3					
	상주시계		2 업체					2,276	용도	생활폐기물	0	0	0	0	0	0	0	0	0	0	0	0	0
										음식물류폐기물	0	0	0	0	0	0	0	0	0	0	0	0	0
										사업장배출계	7	5	0	0	0	0	0	0	2	0	0	0	0
	상주시	사업장	중원로지스㈜	제2011-3호 (2011.8.1)	김완식	서곡동141-4	532-2424	1,271	용도	생활폐기물	0												
										음식물류폐기물	0												
										사업장배출계	5	5											
		사업장	승은환경	제2011-2호 (2011.7.4)	유만수	남성동 1-78	535-1980	1,005	용도	생활폐기물	0												
										음식물류폐기물	0												
										사업장배출계	2								2				
	문경시계		6 업체					56,698	용도	생활폐기물	6	0	4	0	0	0	0	0	0	0	0	2	0
										음식물류폐기물	10	6	0	2	0	0	0	0	0	0	0	2	0
										사업장배출계	31	0	0	0	0	0	0	10	10	0	0	11	0
	문경시	생활	푸른문경	1-16 (06.11.30)	정순옥외1	흥덕동 252-21	556-3031	0	용도	생활폐기물	3		3										
										음식물류폐기물	5	3		2									
										사업장배출계	0												
		생활/사업장	삼림환경산업	1-10 (04.11.24)	김옥화	유곡동 38-11	553-6868	10,433		생활폐기물	0												
									용도	음식물류폐기물	5	3										2	
										사업장배출계	10							2	4			4	
		사업장	복산상사	1-2 (02.02.08)	황선복	신기동 332	554-1700	6,536	용도	생활폐기물	0												
										음식물류폐기물	0												
										사업장배출계	11								4			7	
		사업장	덕화환경	1-27 (10.12.20)	염덕화	마성면 하내리 63	571-2015	1,392	용도	생활폐기물	0												
										음식물류폐기물	0												
										사업장배출계	2								2				
		생활	카다로스환경	1-31 (13.03.11)	이수정	신기공단1길 22-21	554-1990	2,302	용도	생활폐기물	3		1									2	
										음식물류폐기물	0												
										사업장배출계	0												

구분		허가대상 폐기물	업체명	등록·관리번호 (승인·허가일)	대표자	소재지	전화번호	2013년 처리량 (톤/년)	수집·운반 차량 현황															
시도	시군구								총계 (대)			밀폐식 차량 (대)	운반용 압착·압축 차량(대)	기계식 상차장치 부착차량 (대)	수거·교반 차량(대)	발효 차량(대)	탱크 로리(대)	카고 트럭(대)	암롤 트럭(대)	컨테이너 트럭(대)	버켓 로더(대)	덤프 트럭(대)	기타(대)
경북	문경시	사업장	(주)리뉴에코에너지	1-32 (2013.09.23)	장송섭	마성면 가은로 311-18	571-0552	36,035		생활폐기물	0													
									용도	음식물류폐기물	0													
										사업장배출계	8							8						
	경산시계		25 업체					188,342	용도	생활폐기물	48	2	17	1	0	0	0	20	5	0	0	2	1
										음식물류폐기물	9	9	0	0	0	0	0	0	0	0	0	0	0
										사업장배출계	48	3	2	13	0	0	0	16	10	0	0	3	1
	경산시	생활	㈜경산환경	10-f-1 1986.10.21	변창범	자인면 신도리 71-2	818-5504	11,688	용도	생활폐기물	6		3					3					
										음식물류폐기물	1	1											
										사업장배출계	0												
		생활	㈜성암환경	10-f-2 1993.09.18	김상락	자인면 서부리 425	854-3825	12,786	용도	생활폐기물	6		3					3					
										음식물류폐기물	3	3											
										사업장배출계	0												
		생활	㈜고일산업	10-f-3 1992.05.13	이재국	하양읍 동서리 785-36	851-7223	8,678	용도	생활폐기물	7		3					3				1	
										음식물류폐기물	2	2											
										사업장배출계	0												
		생활	㈜웰빙환경	10-f-6 2004.06.16	박상희	진량읍 선화리 788-16	857-0101	9,495	용도	생활폐기물	5		3					2					
										음식물류폐기물	2	2											
										사업장배출계	0												
		생활	㈜대림환경	10-f-7 2004.06.14	이건우	자인면 울옥리 400-3	856-3211	10,752	용도	생활폐기물	7		3					4					
										음식물류폐기물	1	1											
										사업장배출계	0												
		생활	㈜새움	10-f-5 2003.1.13	장재석	옥산동 861-15	811-9901	419	용도	생활폐기물	2	1						1					
										음식물류폐기물	0												
										사업장배출계	0												
		생활	㈜대림에코	10-f-8 2013.12.30	김경욱	진량읍 영청길 4, 103동 201호(영호맨션상가동)	853-9901	0	용도	생활폐기물	0												
										음식물류폐기물	0												
										사업장배출계	0												
		생활	㈜보광자원	사업수집-26 09.9.29	권현칠	압량면 신대리686, 102호	815-0080	1,039	용도	생활폐기물	5	1	2					2					
										음식물류폐기물	0												
										사업장배출계	0												
		생활	㈜청운개발	사업수집-27 11.02.25	최진현	중방동319-3	812-4070	284	용도	생활폐기물	2							1				1	
										음식물류폐기물	0												
										사업장배출계	0												
		생활	㈜엘콘파워 경산지점	사업수집-30 2012.02.15	대표이사	남산면 경리 343-1	521-3581	21,368	용도	생활폐기물	8			1				1	5				1
										음식물류폐기물	0												
										사업장배출계	0												
		사업장	㈜남부써비스	사업수집-3 98.5.7	이용균	압량면 신월리 73	817-3396	1,679	용도	생활폐기물	0												
										음식물류폐기물	0												
										사업장배출계	3								3				
		사업장	㈜문화산업환경	사업수집-8 2001.8.1	대표이사	남산면 우검리 49	852-5834	124	용도	생활폐기물	0												
										음식물류폐기물	0												
										사업장배출계	2			1								1	
		사업장	건영특수㈜	사업수집-15 97.6.12	전인철	압량면 압독4로1길 6	856-1021	45,854	용도	생활폐기물	0												
										음식물류폐기물	0												
										사업장배출계	3								3				
		사업장	㈜광명환경	사업수집-16 2006.7.4	김교덕	자인면 동부리 253-4	856-8576	1,532	용도	생활폐기물	0												
										음식물류폐기물	0												
										사업장배출계	4		1	2					1				
		사업장	㈜대양환경	사업수집-17 2007.7.24	김희석	와촌면 박사강변로 146-5	857-5400	626	용도	생활폐기물	0												
										음식물류폐기물	0												
										사업장배출계	2			1					1				
		사업장	㈜삼화특운	사업수집-19 2007.11.19	조기엽	압량면 신월리 203-4	985-4456	28,549	용도	생활폐기물	0												
										음식물류폐기물	0												
										사업장배출계	13	3						10					
		사업장	신대산자원	사업수집-22 2009.3.30	최성일	압량면 의송리 343-1	818-8345	6	용도	생활폐기물	0												
										음식물류폐기물	0												
										사업장배출계	4			3									1

구분		허가대상 폐기물	업체명	등록·관리번호 (승인·허가일)	대표자	소재지	전화번호	2013년 처리량 (톤/년)	수집·운반 차량 현황														
시도	시군구								총계 (대)			밀폐식 차량 (대)	운반용 압착·압축 차량(대)	기계식 상차장치 부착차량 (대)	수거·교반 차량(대)	발효 차량(대)	탱크 로리(대)	카고 트럭(대)	암롤 트럭(대)	컨테이너 트럭(대)	버켓 로더(대)	덤프 트럭(대)	기타(대)
경북	경산시	사업장	㈜명성이앤티	사업수집-24 97.6.12	김미애	진량읍 신상리 346-2 스카이캐슬 506호	424-9867	25,917	용도	생활폐기물	0												
										음식물류폐기물	0												
										사업장배출계	2							2					
		사업장	㈜태영	사업수집-29 2011.07.27	홍승진	진량읍 신상리749-1	248-9512	0	용도	생활폐기물	0												
										음식물류폐기물	0												
										사업장배출계	2											2	
		사업장	㈜대림에코	사업수집-31 2012.04.13	김경욱	진량읍 영창길 4, 103동 201호(영호맨션상가동)	853-9901	7,542	용도	생활폐기물	0												
										음식물류폐기물	0												
										사업장배출계	3			1					2				
		사업장	우주자원	사업수집-32 2012.08.01	윤상열	계양로16길 110		4	용도	생활폐기물	0												
										음식물류폐기물	0												
										사업장배출계	2			1				1					
		사업장	대영환경	사업수집-33 2013.03.14	김정숙	옥산동 850-5	818-0482	0	용도	생활폐기물	0												
										음식물류폐기물	0												
										사업장배출계	2			1				1					
		사업장	동방환경	사업수집-34 2013.03.20	이옥열	진량읍 북리 46-1		0	용도	생활폐기물	0												
										음식물류폐기물	0												
										사업장배출계	2			2									
		사업장	삼성환경	사업수집-35 2013.06.20	정익교	압량면 가일길28길 11-19		0	용도	생활폐기물	0												
										음식물류폐기물	0												
										사업장배출계	2							2					
		사업장	송원에너지	사업수집-36 2013.08.26	이재원	원효로42길 16		0	용도	생활폐기물	0												
										음식물류폐기물	0												
										사업장배출계	2		1	1									
	군위군계		2 업체					17,024	용도	생활폐기물	8	2	1	1	0	0	0	0	3	0	0	1	0
										음식물류폐기물	1	0	0	1	0	0	0	0	0	0	0	0	0
										사업장배출계	4	0	0	0	0	0	0	0	0	4	0	0	0
	군위군	생활	㈜군위환경	제5호 2001.10.26	박영춘	군위읍 군청로 85	054-382-9876	5,000	용도	생활폐기물	8	2	1	1					3			1	
										음식물류폐기물	1			1									
										사업장배출계	0												
		사업장	광림유조)주)	제2호 1996.12.10	박희규	고로면 화수리 693-1	053-854-8543	12,024	용도	생활폐기물	0												
										음식물류폐기물	0												
										사업장배출계	4									4			
	의성군계		2 업체					8,880	용도	생활폐기물	9	0	3	0	0	0	0	2	0	0	0	4	0
										음식물류폐기물	0	0	0	0	0	0	0	0	0	0	0	0	0
										사업장배출계	13	5	0	0	0	0	0	0	0	7	0	1	0
	의성군	생활	㈜의성환경	의성4호 (2000.12.26.)	김대진외1명	의성읍 구봉길 202	054-834-7400	8,880	용도	생활폐기물	9		3					2				4	
										음식물류폐기물	0												
										사업장배출계	0												
		사업장	㈜성진티에스	의성10 (2003.09.04.)	정성원	의성읍 구봉길 51	054-834-9229	0	용도	생활폐기물	0												
										음식물류폐기물	0												
										사업장배출계	13	5								7		1	
	영덕군계		1 업체					785	용도	생활폐기물	0	0	0	0	0	0	0	0	0	0	0	0	0
										음식물류폐기물	0	0	0	0	0	0	0	0	0	0	0	0	0
										사업장배출계	3	0	0	0	0	0	0	1	0	0	0	2	0
	영덕군	사업장	대게환경피엔씨	2012-2 2012.06.01	김상웅	남정면 봉전리 211-4	054-734-0903	785	용도	생활폐기물	0												
										음식물류폐기물	0												
										사업장배출계	3							1				2	
	청도군계		1 업체					34	용도	생활폐기물	0	0	0	0	0	0	0	0	0	0	0	0	0
										음식물류폐기물	0	0	0	0	0	0	0	0	0	0	0	0	0
										사업장배출계	2	0	1	0	0	0	0	0	1	0	0	0	0
	청도군	사업장	㈜피움그린	20120003 (2012.11.15)	김도환	청도읍 청화로 88,2층	055-366-7741	34	용도	생활폐기물	0												
										음식물류폐기물	0												
										사업장배출계	2		1						1				
	고령군계		12 업체					34,941	용도	생활폐기물	9	2	2	1	0	0	0	0	1	0	0	3	0
										음식물류폐기물	0	0	0	0	0	0	0	0	0	0	0	0	0
										사업장배출계	24	0	0	7	0	0	0	8	4	0	0	5	0

구분		허가대상 폐기물	업체명	등록·관리번호 (승인·허가일)	대표자	소재지	전화번호	2013년 처리량 (톤/년)	수집·운반 차량 현황														
시도	시군구								총계 (대)			밀폐식 차량 (대)	운반용 압착·압축 차량(대)	기계식 상차장치 부착차량 (대)	수거·교반 차량(대)	발효 차량(대)	탱크 로리(대)	카고 트럭(대)	암롤 트럭(대)	컨테이너 트럭(대)	버켓 로더(대)	덤프 트럭(대)	기타(대)
경북	고령군	생활	고령주택	23-F-1 93.1.1	배규식	고령읍 장기리 202-1	955-4004	5,470	용도	생활폐기물	6		2	1								3	
										음식물류폐기물	0												
										사업장배출계	0												
		생활	가야환경	23-F-2 95.5.15	김병순	고령읍 장기리 202-1	955-4004	1,374	용도	생활폐기물	3	2							1				
										음식물류폐기물	0												
										사업장배출계	0												
		사업장	하나금속	제03-2호 03.7.25	조성래	개진면 치산길 15(인안리 405-4)	954-3802	0	용도	생활폐기물	0												
										음식물류폐기물	0												
										사업장배출계	3			2				1					
		사업장	㈜대흥산업	제09-2호 09.5.6	박용덕	다산면 상곡2길 24(상곡리 151-20)	956-4825	6,473	용도	생활폐기물	0												
										음식물류폐기물	0												
										사업장배출계	4			1					3				
		사업장	민심산업	제09-3호 09.9.21	권숙자	다산면 나정길 26(나정리 367)	956-6879	319	용도	생활폐기물	0												
										음식물류폐기물	0												
										사업장배출계	2							1	1				
		사업장	㈜명천물류	제09-5호 09.10.19	김광군	다산면 다산산단1길 125(송곡리 1417)	956-7053	17,035	용도	생활폐기물	0												
										음식물류폐기물	0												
										사업장배출계	4											4	
		사업장	문화산업	제10-1호 10.1.19	신해늠	성산면 고탄공단길 22-21(고탄리 652)	954-5700	133	용도	생활폐기물	0												
										음식물류폐기물	0												
										사업장배출계	3			1				2					
		사업장	묘림	제10-3호 10.8.31	김강수	성산면 개경포로 1710(오곡리 429)	956-1772	503	용도	생활폐기물	0												
										음식물류폐기물	0												
										사업장배출계	3			1				2					
		사업장	국제플라텍	제11-1호 11.8.11	박상숙	고령읍 장기공단1길 46-25(장기리 298-1)		3,634	용도	생활폐기물	0												
										음식물류폐기물	0												
										사업장배출계	2			1				1					
		사업장	㈜서호금속	제12-5호 12.4.23	서용주	개진면 개경포로 517(개포리 167-6)		0	용도	생활폐기물	0												
										음식물류폐기물	0												
										사업장배출계	2			1				1					
		사업장	대영산업	제12-12호 12.7.19	이해운	개진면 양전길 55(반운리 153)		0	용도	생활폐기물	0												
										음식물류폐기물	0												
										사업장배출계	3							2				1	
		사업장	나정자원	제13-1호 13.1.15	남태숙	다산면 평리리 233-9		0	용도	생활폐기물	0												
										음식물류폐기물	0												
										사업장배출계	2			2									
	성주군계		1 업체					6,990	용도	생활폐기물	9	0	0	0	0	0	0	0	1	0	0	6	2
										음식물류폐기물	1	1	0	0	0	0	0	0	0	0	0	0	0
										사업장배출계	0	0	0	0	0	0	0	0	0	0	0	0	0
	성주군	생활	㈜성주환경	성주제3호 2001.5.3	송진홍	성주읍 성산8길 17-1	933-8820	6,990	용도	생활폐기물	9								1			6	2
										음식물류폐기물	1	1											
										사업장배출계	0												
	칠곡군계		28 업체					1,153,366	용도	생활폐기물	21	3	14	2	0	0	0	1	0	0	0	1	0
										음식물류폐기물	2	2	0	0	0	0	0	0	0	0	0	0	0
										사업장배출계	154	3	0	23	0	0	0	14	6	99	0	8	1
	칠곡군	생활	㈜세창환경	96-1 1996.7.16.	허정구	왜관읍 2번도로길 73-1	974-0733	14,223	용도	생활폐기물	7	1	6										
										음식물류폐기물	1	1											
										사업장배출계	0												
		생활	한빛환경용역㈜	2000-1 2000.6.28.	정익균	왜관읍 공단로7길 80	974-0773	15,727	용도	생활폐기물	9	1	7									1	
										음식물류폐기물	1	1											
										사업장배출계	0												
		생활/사업장	재동환경	25-F-1 2005.4.25.	김은실외1	왜관읍 삼청6길18-16	974-0227	241	용도	생활폐기물	3	1	1					1					
										음식물류폐기물	0												
										사업장배출계	0												
		사업장	동성화물자동차㈜	98-5 1998.10.26	최승렬	가산면 송학리 414-5	971-6441	988,107	용도	생활폐기물	0												
										음식물류폐기물	0												
										사업장배출계	92							3		86		3	

구분		허가대상 폐기물	업체명	등록·관리번호 (승인·허가일)	대표자	소재지	전화번호	2013년 처리량 (톤/년)	수집·운반 차량 현황														
시도	시군구								총계 (대)			밀폐식 차량 (대)	운반용 압착·압축 차량(대)	기계식 상차장치 부착차량 (대)	수거·교반 차량(대)	발효 차량(대)	탱크 로리(대)	카고 트럭(대)	암롤 트럭(대)	컨테이너 트럭(대)	버켓 로더(대)	덤프 트럭(대)	기타(대)
경북	칠곡군	생활/사업장	금오환경개발	2005-26 2005.7.7	정천석	약목면 관호리 117	975-1456	2,989	용도	생활폐기물	0												
										음식물류폐기물	0												
										사업장배출계	5			2					3				
		사업장	대경산업	2008-3 2008.6.20	조영선	석적읍 포남리 8-20	974-9673	4,571	용도	생활폐기물	0												
										음식물류폐기물	0												
										사업장배출계	10									10			
		사업장	온누리범퍼	2010-5 2010.12.8	석미옥	약목면 교리 506-7	975-2112	0	용도	생활폐기물	0												
										음식물류폐기물	0												
										사업장배출계	2			1								1	
		사업장	홍익리사이클	2010-6 2010.12.24	김원석	북삼읍 어로리 263-5		562	용도	생활폐기물	0												
										음식물류폐기물	0												
										사업장배출계	3			2				1					
		사업장	정연산업	2009-4 2009.9.2	임은희	약목면 관호리 산74-10		2,672	용도	생활폐기물	0												
										음식물류폐기물	0												
										사업장배출계	2			1					1				
		사업장	한국티알에스㈜	2011-1 2011.1.14	정권수	가산면 청평리 126-1		67,590	용도	생활폐기물	0												
										음식물류폐기물	0												
										사업장배출계	2	2											
		사업장	대명자원	2011-1 2011.4.6	김영진	약목면 교리 513-2	974-6363	0	용도	생활폐기물	0												
										음식물류폐기물	0												
										사업장배출계	2			1									1
		사업장	해동산업	2011-3 2011.6.21	정윤희	북삼읍 인평리 1089-4		78	용도	생활폐기물	0												
										음식물류폐기물	0												
										사업장배출계	3			3									
		사업장	동명농산	2011-7 2011.7.20	박병순	동명면 금암리 231-56		75	용도	생활폐기물	0												
										음식물류폐기물	0												
										사업장배출계	3			1				2					
		사업장	칠곡건기	2011-6 2011.9.7	김광식	북삼읍 인평리 674-1		3,466	용도	생활폐기물	0												
										음식물류폐기물	0												
										사업장배출계	2											2	
		사업장	경동산업	2011-15 2011.11.24	최해동	북삼읍 인강1길 10	972-0548	56	용도	생활폐기물	0												
										음식물류폐기물	0												
										사업장배출계	2			1				1					
		사업장	부국자원	2012-14 2012.4.26	최상하	동명면 봉암2길		22	용도	생활폐기물	0												
										음식물류폐기물	0												
										사업장배출계	2			1				1					
		사업장	태광상사	2012-16 2012.5.15	김종섭	가산면 송학리 509-1	976-8182	0	용도	생활폐기물	0												
										음식물류폐기물	0												
										사업장배출계	2			1				1					
		사업장	스틸상사	2012-19 2012.6.25	구순모	가산면 다부리 418-5	976-3942	0	용도	생활폐기물	0												
										음식물류폐기물	0												
										사업장배출계	2			1				1					
		사업장	대명산업	2012-20 2012.7.19	차진규	석적읍 석적로 767-12	977-8972	0	용도	생활폐기물	0												
										음식물류폐기물	0												
										사업장배출계	2			1				1					
		사업장	태백산업개발	2012-24 2012.8.14	윤태호	북삼읍 인평중앙로 30-2	070-8100-0031	0	용도	생활폐기물	0												
										음식물류폐기물	0												
										사업장배출계	2			1				1					
		사업장	범성자원	2012-30 2012.9.14	이호점	왜관읍 중앙로 72	971-1011	4	용도	생활폐기물	0												
										음식물류폐기물	0												
										사업장배출계	2			1				1					
		사업장	그린환경(자원)	2012-33 2012.11.23	장성욱	왜관읍 2산업단지1길 271		383	용도	생활폐기물	0												
										음식물류폐기물	0												
										사업장배출계	2			1				1					
		사업장	내일산업	2012-35 2012.11.12	김상열	석적읍 중지3길 174	473-7964	5,884	용도	생활폐기물	0												
										음식물류폐기물	0												
										사업장배출계	3	1							2				

구분		허가대상 폐기물	업체명	등록·관리번호 (승인·허가일)	대표자	소재지	전화번호	2013년 처리량 (톤/년)	수집·운반 차량 현황															
시도	시군구								총계 (대)			밀폐식 차량 (대)	운반용 압착·압축 차량(대)	기계식 상차장치 부착차량 (대)	수거·교반 차량(대)	발효 차량(대)	탱크 로리(대)	카고 트럭(대)	암롤 트럭(대)	컨테이너 트럭(대)	버켓 로더(대)	덤프 트럭(대)	기타(대)
경북	칠곡군	사업장	신영환경	2012-38 2012.12.18	박보경	북삼읍 어로리 263-5		368	용도	생활폐기물	0												
										음식물류폐기물	0												
										사업장배출계	2			2									
		사업장	팔공실업	2012-25 2012.8.21	배태수	지천면 신동로 181		1,146	용도	생활폐기물	2			2									
										음식물류폐기물	0												
										사업장배출계	0												
		사업장	㈜라이프환경	2013-66 2013.8.22	백철호	왜관읍 칠곡대로 1744	053-354-0664	45,004	용도	생활폐기물	0												
										음식물류폐기물	0												
										사업장배출계	5									3		2	
		사업장	경도산업	2013-69 2013.9.3	한창희	기산면 영리 469	977-0786	200	용도	생활폐기물	0												
										음식물류폐기물	0												
										사업장배출계	2			2									
		사업장	도경환경	2013-84 2013.12.18	박경식	약목면 관호7길 12-6		0	용도	생활폐기물	0												
										음식물류폐기물	0												
										사업장배출계	0												
	예천군계		3 업체					181,130	용도	생활폐기물	0	0	0	0	0	0	0	0	0	0	0	0	0
										음식물류폐기물	0	0	0	0	0	0	0	0	0	0	0	0	0
										사업장배출계	18	0	0	0	0	0	0	0	0	0	0	18	0
	예천군	사업장	㈜경북환경	2010-01 10.07.12	전금생	호명면 직산리 591	654-4989	118,673	용도	생활폐기물	0												
										음식물류폐기물	0												
										사업장배출계	10											10	
		사업장	도청이전주민 생계조합 신세계환경㈜	2012-01 12.12.13	정현모, 권영달	지보면 어신리 1200-7	654-0808	32,967	용도	생활폐기물	0												
										음식물류폐기물	0												
										사업장배출계	3											3	
		사업장	예천건설환경㈜	2013-01 13.03.02	허후길	예천읍 양궁로 378	654-9932	29,490	용도	생활폐기물	0												
										음식물류폐기물	0												
										사업장배출계	5											5	
	봉화군계		4 업체					9,928	용도	생활폐기물	15	1	7	3	0	0	0	3	1	0	0	0	0
										음식물류폐기물	0	0	0	0	0	0	0	0	0	0	0	0	0
										사업장배출계	5	0	0	0	0	0	1	0	0	0	0	4	0
	봉화군	생활	봉화환경	2010- '00002 '11.01.10.	김경중	봉화읍 봉화로 999	054) 674-1033	7,092	용도	생활폐기물	6		4	1				1					
										음식물류폐기물	0												
										사업장배출계	0												
		생활	영원환경	2010- '00002 '11.01.10.	김수진	법전면 옥마로 353-23	054) 672-5472	2,836	용도	생활폐기물	8		3	2				2	1				
										음식물류폐기물	0												
										사업장배출계	0												
		생활	금성기업(합)	2008-01 2008.9.4	안지혜	봉화읍 봉화로 1090	054) 673-4843	0	용도	생활폐기물	1	1											
										음식물류폐기물	0												
										사업장배출계	0												
		사업장	세진운송	2012-1 2012.3.19	공순자	석포면 석포로 249	054) 672-2408	0	용도	생활폐기물	0												
										음식물류폐기물	0												
										사업장배출계	5						1					4	
	울진군계		5 업체					21,995	용도	생활폐기물	10	0	6	0	0	0	2	0	0	0	0	2	0
										음식물류폐기물	4	4	0	0	0	0	0	0	0	0	0	0	0
										사업장배출계	4	0	0	0	0	0	0	1	1	0	0	2	0
	울진군	생활	금강엘앤씨㈜	제3호 (2005.09.28)	전병옥	울진읍 온양리 666	781-7301	10,375	용도	생활폐기물	4		3									1	
										음식물류폐기물	2	2											
										사업장배출계	0												
		생활	다인환경㈜	제4호 (2005.09.28)	금종윤	후포면 삼율리 276-13	787-8272	8,860	용도	생활폐기물	4		3									1	
										음식물류폐기물	2	2											
										사업장배출계	0												
		사업장	글로벌환경&리싸이클링	제2011-1호 (2011.12.12)	황병학	울진읍 읍남리 544-1	782-8577	736	용도	생활폐기물	0												
										음식물류폐기물	0												
										사업장배출계	2							1	1				
		사업장	㈜수원환경	제2011-2호 (2011.12.29)	안상태	울진읍 월변2길 56-21	841-6383	0	용도	생활폐기물	2						2						
										음식물류폐기물	0												
										사업장배출계	0												

구분		허가대상 폐기물	업체명	등록·관리번호 (승인·허가일)	대표자	소재지	전화번호	2013년 처리량 (톤/년)	수집·운반 차량 현황														
시도	시군구								총계 (대)			밀폐식 차량 (대)	운반용 압착·압축 차량(대)	기계식 상차장치 부착차량 (대)	수거·교반 차량(대)	발효 차량(대)	탱크 로리(대)	카고 트럭(대)	암롤 트럭(대)	컨테이너 트럭(대)	버켓 로더(대)	덤프 트럭(대)	기타(대)
경북	울진군	사업장	㈜창조알앤씨	제2013-1호 (2013.04.24)	장현구	북면 울진북로 2538	781-0300	2,024	용도	생활폐기물	0												
										음식물류폐기물	0												
										사업장배출계	2											2	
경남	소계		398 업체					2,201,139	용도	총계	2,035	193	297	331	25	0	7	441	233	44	4	367	93
										생활폐기물	686	52	225	47	1	0	1	189	85	2	0	41	43
										음식물류폐기물	166	41	65	4	5	0	0	35	0	0	0	14	2
										사업장배출계	1,183	100	7	280	19	0	6	217	148	42	4	312	48
	창원시계		99 업체					502,340	용도	생활폐기물	219	27	73	26	1	0	0	48	3	2	0	23	16
										음식물류폐기물	80	4	26	3	2	0	0	29	0	0	0	14	2
										사업장배출계	217	2	1	65	0	0	0	36	30	13	0	51	19
	창원시	생활	경평산업㈜	1(80.3.31)	강석근	의창구 중앙대로 166, 4층(신월동)	282-7757	19,995	용도	생활폐기물	10		7	1				2					
										음식물류폐기물	4		2					2					
										사업장배출계	0												
		생활	성은위생㈜	2(80.7.31)	서기정	성산구 중앙대로 49, 511호(중앙동, 서광O/P)	263-8777	19,565	용도	생활폐기물	7		3	3				1					
										음식물류폐기물	6		3					3					
										사업장배출계	0												
		생활	건창산업(주)	3(83.10.15)	이화춘	성산구 중앙대로 55, 810호(중앙동, 현대O/P)	284-1351	21,565	용도	생활폐기물	9		6	2				1					
										음식물류폐기물	6		4					2					
										사업장배출계	0												
		생활	유진산업㈜	4(84.4.30)	윤정호	성산구 중앙대로 37, 615호(중앙동, 경남O/P)	287-9966	18,193	용도	생활폐기물	9		4	3					1			1	
										음식물류폐기물	6		2	2				2					
										사업장배출계	0												
		생활	청미산업㈜	9(95.2.27)	이삼승	의창구 동읍 동읍로 233-3	252-6640	13,083	용도	생활폐기물	6		5					1					
										음식물류폐기물	5		2					3					
										사업장배출계	0												
		생활	삼원환경㈜	제2011-1호 (2011.06.17)	정영규	마산회원구 내서읍 광려천북로 12-67	231-2112	18	용도	생활폐기물	17		6					5				5	1
										음식물류폐기물	6		4					2					
										사업장배출계	0												
		생활	그린산업㈜	제2011-2호 (2011.06.17)	박성진	마산회원구 함마대로 2996(두척동)	247-8023	17	용도	생활폐기물	21		10					6				5	
										음식물류폐기물	8				2			2				4	
										사업장배출계	0												
		생활	청우산업㈜	제2011-3호 (2011.06.17)	김순련	마산회원구 함마대로 2996(두척동)	241-6980	16	용도	생활폐기물	22	6	3					11				2	
										음식물류폐기물	7		3					1				3	
										사업장배출계	0												
		생활	동일환경㈜	제2011-4호 (2011.06.17)	최경숙	마산합포구 자산삼거리로 2(자산동)	248-7693	17,647	용도	생활폐기물	22		8					8				3	3
										음식물류폐기물	7		3					4					
										사업장배출계	0												
		생활	백합사	7(99.6.18)	백한기	마산회원구 자유무역3길 224(양덕동)	256-5114	1	용도	생활폐기물	4	1	1					1					1
										음식물류폐기물	0												
										사업장배출계	0												
		생활	동성산업㈜	1(04.8.1)	이우준	진해구 태평로 146(대죽동)	542-5050	22,788	용도	생활폐기물	21		8	4				6					3
										음식물류폐기물	15	2	2					7				4	
										사업장배출계	0												
		생활	신일환경산업개발	2(03.7.14)	박만식	진해구 남의로 32(남양동)	551-3312	11,201	용도	생활폐기물	10	2	1	1				2				1	3
										음식물류폐기물	6		1	1				1				3	
										사업장배출계	0												
		사업장	KC한미산업(주)	1997-13 (1997-08-01)	대표이사	마산회원구 자유무역6길 103 (봉암동)	251-7272	14,167	용도	생활폐기물	0												
										음식물류폐기물	0												
										사업장배출계	3							1	1			1	
		사업장	동보산업(주)	2001-2 (2002-03-12)	정준훈	마산회원구 3·15대로 493 (회원동)	246-5390	3,531	용도	생활폐기물	0												
										음식물류폐기물	0												
										사업장배출계	3											3	
		생활/사업장	(주)삼호리사이클	2003-1 (2011-06-21)	이권민	마산회원구 내서읍 중리공단로 126	232-2882	2,769	용도	생활폐기물	4			4									
										음식물류폐기물	0												
										사업장배출계	5			3								2	
		사업장	(주)무성환경	2003-1 (2003-09-21)	김정애	마산회원구 내서읍 신평안길 48	295-8882	643	용도	생활폐기물	0												
										음식물류폐기물	0												
										사업장배출계	6									6			

구분		허가대상 폐기물	업체명	등록·관리번호 (승인·허가일)	대표자	소재지	전화번호	2013년 처리량 (톤/년)	수집·운반 차량 현황														
시도	시군구								총계 (대)			밀폐식 차량 (대)	운반용 압착·압축 차량(대)	기계식 상차장치 부착차량 (대)	수거·교반 차량(대)	발효 차량(대)	탱크 로리(대)	카고 트럭(대)	암롤 트럭(대)	컨테이너 트럭(대)	버켓 로더(대)	덤프 트럭(대)	기타(대)
경남	창원시	사업장	일신환경	2005-2 (2005-03-22)	이우진	마산회원구 내서읍 옥정1길 15 (2층)	231-7071	4,301	용도	생활폐기물	0												
										음식물류폐기물	0												
										사업장배출계	3			3									
		사업장	동광기업	2005-8 (2005-11-09)	김경희	마산회원구 내서읍 호원로 315 (3층)	232-0897	107	용도	생활폐기물	0												
										음식물류폐기물	0												
										사업장배출계	2									2			
		사업장	공환경	2006-6 (2006-11-07)	손상한	마산회원구 내서읍 중리공단로 122 (2층)	232-2083	0	용도	생활폐기물	0												
										음식물류폐기물	0												
										사업장배출계	3			1									2
		사업장	(주)조은환경	2006-5 (2006-10-01)	임학택	마산회원구 내서읍 용담로 32-1	832-0471	0	용도	생활폐기물	0												
										음식물류폐기물	0												
										사업장배출계	4							3					1
		사업장	리사이텍	2007-3 (2007-04-05)	이지현	마산회원구 내서읍 원계리 381-3번지	272-0716	0	용도	생활폐기물	0												
										음식물류폐기물	0												
										사업장배출계	2			2									
		생활/사업장	(주)아시아환경	2007-4 (2007-07-05)	장정현	마산회원구 삼호로 241-1 (석전동)	251-9993	2,400	용도	생활폐기물	2	1						1					
										음식물류폐기물	0												
										사업장배출계	2			1				1					
		생활	(주)무성환경	2007-5 (2007-07-31)	김정애	마산회원구 내서읍 신평안길 48	295-8882	643	용도	생활폐기물	0												
										음식물류폐기물	4	2											2
										사업장배출계	3		1					1	1				
		생활	(주)선봉환경	2008-2 (2008-03-12)	박래수	마산회원구 구암남16길 54 (구암동,주상가 116호)	252-8999	1,877	용도	생활폐기물	10	2	6		1							1	
										음식물류폐기물	0												
										사업장배출계	0												
		사업장	(주)공환경	2008-5 (2008-06-11)	조영복	마산회원구 내서읍 중리 338-1번지 현대아파트상가10동208호	231-6288	2,115	용도	생활폐기물	0												
										음식물류폐기물	0												
										사업장배출계	3			1									2
		사업장	정범환경	2008-89 (2008-11-28)	김영환	마산회원구 북성로 118, 403호 (회원동, 한효프라자)	343-9926	490	용도	생활폐기물	0												
										음식물류폐기물	0												
										사업장배출계	2			1					1				
		생활	현득철강	2008-8 (2008-12-01)	이규섭	마산회원구 회원천북길 31 (회원동)		0	용도	생활폐기물	2									2			
										음식물류폐기물	0												
										사업장배출계	0												
		사업장	갑성운수(주)	2010-4 (2010-04-01)	김선우	마산회원구 내서읍 중리공단로 217	247-2424	0	용도	생활폐기물	0												
										음식물류폐기물	0												
										사업장배출계	2							2					
		사업장	삼보자원	2010-8 (2010-06-16)	박금화	마산회원구 내서읍 두척동795-1	271-1577	0	용도	생활폐기물	0												
										음식물류폐기물	0												
										사업장배출계	2			2									
		생활	마창환경	2010-97 (2010-12-08)	김인한	마산회원구 구암북1길118-1	251-5457	212	용도	생활폐기물	3		2					1					
										음식물류폐기물	0												
										사업장배출계	0												
		생활/사업장	광운상사	2011-19 (2011-01-17)	양광운	마산회원구 내서읍 용담로 50-1	231-9022	0	용도	생활폐기물	2	2											
										음식물류폐기물	0												
										사업장배출계	4	2		1				1					
		사업장	천주물류(주)	2011-17 (2011-07-27)	김현태	마산회원구 금강로 196 (합성동)	292-4872	5,010	용도	생활폐기물	0												
										음식물류폐기물	0												
										사업장배출계	4							4					
		사업장	향군산업	2011-20 (2011-11-25)	서미석	마산회원구 구암동 122-1번지	294-5440	0	용도	생활폐기물	0												
										음식물류폐기물	0												
										사업장배출계	3			2				1					
		사업장	대륙자원	2012-8 (2012-04-25)	문철곤	마산회원구 팔용로 257-1 (구암동, 2층)	586-3137	62	용도	생활폐기물	0												
										음식물류폐기물	0												
										사업장배출계	2			2									
		사업장	㈜에코원	2012-10 (2012-04-25)	류정환	마산회원구 북성로 500-1, 2층 2호 (두척동)	231-5244	14,254	용도	생활폐기물	0												
										음식물류폐기물	0												
										사업장배출계	4									4			

구분		허가대상 폐기물	업체명	등록·관리번호 (승인·허가일)	대표자	소재지	전화번호	2013년 처리량 (톤/년)	수집·운반 차량 현황														
시도	시군구								총계 (대)			밀폐식 차량 (대)	운반용 압착·압축 차량(대)	기계식 상차장치 부착차량 (대)	수거·교반 차량(대)	발효 차량(대)	탱크 로리(대)	카고 트럭(대)	암롤 트럭(대)	컨테이너 트럭(대)	버켓 로더(대)	덤프 트럭(대)	기타(대)
경남	창원시	사업장	그린자원	2005-6 (2005-10-10)	김석주	마산회원구 내서읍 중리공단로 195	232-6912	0	용도	생활폐기물	0												
										음식물류폐기물	0												
										사업장배출계	3			3									
		생활	(주)미래앤에코	2013-1 (2013-05-30)	정현태	마산회원구 해안대로 607, 103동 1008호 (양덕동)	313-2992	0	용도	생활폐기물	2		1						1				
										음식물류폐기물	0												
										사업장배출계	0												
		사업장	㈜장복환경테크	5 (2004.10.05.)	장송완	진해구 행암동 24-1	546-4999	10,647	용도	생활폐기물	2	1		1									
										음식물류폐기물	0												
										사업장배출계	2			1					1				
		사업장	㈜거양	6(2007.01.16.)	권영식	진해구 이동 255-15	547-2818	0	용도	생활폐기물	0												
										음식물류폐기물	0												
										사업장배출계	3			1					1				1
		사업장	에이치엠 산업㈜	7 (2006.07.14.)	문태식	진해구 여좌동 760-57	543-5787	0	용도	생활폐기물	0												
										음식물류폐기물	0												
										사업장배출계	2							2					
		생활/사업장	초록 환경산업㈜	2006-10 (2000.1.1.)	주순선	마산합포구 진전면봉오로 670	221-2886	11,617	용도	생활폐기물	3	1										2	
										음식물류폐기물	0												
										사업장배출계	6								1			5	
		생활/사업장	(유)창성상사	2008-4(2008.6.11.) 2006-1(2006.4.7.)	황수옥	마산합포구 문신길 169	252-3182	75	용도	생활폐기물	3												3
										음식물류폐기물	0												
										사업장배출계	2							1				1	
		사업장	(유)금호 산업	1998-26 (1998.2.18.)	허은철	마산합포구 중앙북1길 19(중앙동3가, 신우희가로상가 202호)	223-9377	547	용도	생활폐기물	0												
										음식물류폐기물	0												
										사업장배출계	2											1	1
		사업장	㈜크린엔	2004-5 (2004.11.5)	주형언	마산합포허당로 84,614호(산호동, 가야빌딩)	223-8890	2,750	용도	생활폐기물	0												
										음식물류폐기물	0												
										사업장배출계	2							1	1				
		사업장	㈜해동	2005-4 (2005.4.29)	이 혁	마산합포구 구산면 안녕로 385	222-8340	10,266	용도	생활폐기물	0												
										음식물류폐기물	0												
										사업장배출계	2											2	
		사업장	경남종합중기	2007-1 (2007.1.15.)	이상구	마산합포구 해안대로 553,103호 (산호동, 무궁화@상가)	241-0220	39	용도	생활폐기물	0												
										음식물류폐기물	0												
										사업장배출계	3											1	2
		사업장	해동4693	2008-6 (2008.6.14.)	황석문	마산합포구 구산면 안녕로 385		0	용도	생활폐기물	0												
										음식물류폐기물	0												
										사업장배출계	2												2
		사업장	㈜대풍산업	2008-7 (2008.11.14.)	이성숙, 배흥경	마산합포구 진북면 연동로 119	271-1980	0	용도	생활폐기물	0												
										음식물류폐기물	0												
										사업장배출계	2											2	
		사업장	화영산업	2011-4 (2011.3.28.)	김화영	마산합포구 해안대로 15,621호 (해운동,경민파라다이스)		0	용도	생활폐기물	0												
										음식물류폐기물	0												
										사업장배출계	2			2									
		사업장	보성자원개발	2011-9 (2011.5.19.)	정미연	마산합포구 진북면 진북산업로 460-23	271-6490	0	용도	생활폐기물	0												
										음식물류폐기물	0												
										사업장배출계	4			1					3				
		생활/사업장	천지환경 산업㈜	2011-13(11.7.11.) 2011-12(11.3.5.)	이원현	마산합포구 허당로 84,808호(산호동,가야빌딩)	248-8572	0	용도	생활폐기물	2			1					1				
										음식물류폐기물	0												
										사업장배출계	2			1				1					
		사업장	현대상사	2011-15 (2011.7.18.)	이호섭	마산합포구 동서북2길 27(서성동)		98	용도	생활폐기물	0												
										음식물류폐기물	0												
										사업장배출계	2			2									
		사업장	푸른상사	2011-16 (2011.7.20.)	정선자	마산합포구 문화동14길 10-1	242-5219	2	용도	생활폐기물	0												
										음식물류폐기물	0												
										사업장배출계	2							2					
		생활	남양기업㈜	2009-4 (2009.6.19.)	석도준	마산합포구 진전면 삼진의거대로 366-138	271-8511	0	용도	생활폐기물	2												2
										음식물류폐기물	0												
										사업장배출계	0												

구분		허가대상 폐기물	업체명	등록·관리번호 (승인·허가일)	대표자	소재지	전화번호	2013년 처리량 (톤/년)	수집·운반 차량 현황														
시도	시군구								총계 (대)			밀폐식 차량 (대)	운반용 압착·압축 차량(대)	기계식 상차장치 부착차량 (대)	수거·교반 차량(대)	발효 차량(대)	탱크 로리(대)	카고 트럭(대)	암롤 트럭(대)	컨테이너 트럭(대)	버켓 로더(대)	덤프 트럭(대)	기타(대)
경남	창원시	사업장	가나자원	2011-6 (2011.5.18.)	김준석	마산합포구 고운로 2(월남동2가)	221-4982	5	용도	생활폐기물	0												
										음식물류폐기물	0												
										사업장배출계	2			1				1					
		사업장	영진자원	2012-2 (2012.2.3.)	김연희	마산합포구 진동면 해양관광로 18-1		6	용도	생활폐기물	0												
										음식물류폐기물	0												
										사업장배출계	2			1				1					
		사업장	태원환경	2012-5 (2012.2.23.)	김성규	마산합포구 덕동길 72	271-3295	5,308	용도	생활폐기물	0												
										음식물류폐기물	0												
										사업장배출계	2								2				
		생활	우진리사이클링	2012-6 (2012.3.15.)	정용호	마산합포구 진북면 산단3길 32-9		0	용도	생활폐기물	3	1		1				1					
										음식물류폐기물	0												
										사업장배출계	0												
		사업장	㈜우리산업	2013-1 (2013.4.2.)	김영관	마산합포구 진북면 진북산업로 465-61	272-0014	16	용도	생활폐기물	0												
										음식물류폐기물	0												
										사업장배출계	2			1					1				
		생활	삼부환경	2013-2 (2013.7.26)	이정성	마산합포구 진북면 산단3길 32-9		0	용도	생활폐기물	2	2											
										음식물류폐기물	0												
										사업장배출계	0												
		생활	관해상회	2013-3 (2013.11.20.)	이인기	마산합포구 어시장8길 85	221-3799	0	용도	생활폐기물	2	2											
										음식물류폐기물	0												
										사업장배출계	0												
		사업장	우신이엔브이	7(2007.03.14)	김도연	성산구 불모산동 374-1	266-9217	24,727	용도	생활폐기물	0												
										음식물류폐기물	0												
										사업장배출계	9							1	5			3	
		사업장	(유)태창환경	16 (1996.07.19)	천영진	성산구 대방동 338-3 대방아카데미 8층	297-3050	18,347	용도	생활폐기물	0												
										음식물류폐기물	0												
										사업장배출계	2									1			1
		사업장	㈜지구환경	22-1 (2007.03.08)	추민형	성산동77-1 창원SK테크노파크 넥스동715호	264-6661	53,704	용도	생활폐기물	0												
										음식물류폐기물	0												
										사업장배출계	3								2			1	
		사업장	영신상사	41 (2009.12.30)	최영식	성산구 신촌동 130-14	281-9606	108	용도	생활폐기물	0												
										음식물류폐기물	0												
										사업장배출계	2							2					
		사업장	건남환경	53 (2002.04.19.)	김연수	성산구 상남동 71-2 양지빌딩 2층 205호	261-9487	18,788	용도	생활폐기물	0												
										음식물류폐기물	0												
										사업장배출계	2							1				1	
		사업장	고은상사	54 (2002.05.23.)	손형달	성산구 중앙동18-1	256-1965	793	용도	생활폐기물	0												
										음식물류폐기물	0												
										사업장배출계	2			2									
		사업장	미래자원	60-1 (2002.05.23.)	최용엽	성산구 반림동력키A 2-104	277-9208	0	용도	생활폐기물	0												
										음식물류폐기물	0												
										사업장배출계	2							1					1
		사업장	신성자원	69 (2005.05.10.)	이상정	성산구 신촌동 132-10	266-1560	34	용도	생활폐기물	0												
										음식물류폐기물	0												
										사업장배출계	2			2									
		사업장	황우철강	74 (2006.10.25)	구영희	월림로 75(신촌동)	263-5779	0	용도	생활폐기물	0												
										음식물류폐기물	0												
										사업장배출계	2			2									
		사업장	순환환경	75 (2006.12.15.)	신성일	성산구 성주동79-3	277-1985	181	용도	생활폐기물	0												
										음식물류폐기물	0												
										사업장배출계	3			2					1				
		사업장	부원리사이클링	78 (2007.05.07.)	이순남	성산구 완암동228-3		0	용도	생활폐기물	0												
										음식물류폐기물	0												
										사업장배출계	4							2					2
		사업장	마진철재	88 (2008.08.07.)	정현곤	성산구 신촌동 133-8	256-6450	0	용도	생활폐기물	0												
										음식물류폐기물	0												
										사업장배출계	2			2									

구분		허가대상 폐기물	업체명	등록·관리번호 (승인·허가일)	대표자	소재지	전화번호	2013년 처리량 (톤/년)	수집·운반 차량 현황														
시도	시군구								총계 (대)			밀폐식 차량 (대)	운반용 압착·압축 차량(대)	기계식 상차장치 부착차량 (대)	수거·교반 차량(대)	발효 차량(대)	탱크 로리(대)	카고 트럭(대)	암롤 트럭(대)	컨테이너 트럭(대)	버켓 로더(대)	덤프 트럭(대)	기타(대)
경남	창원시	사업장	국제금속	93 (2010.04.23.)	노진경	성산구 신촌동 133-8	238-5836	0	용도	생활폐기물	0												
										음식물류폐기물	0												
										사업장배출계	2			2									
		생활/사업장	㈜우리환경	96 (2010.06.23)	현수정	성산구 남산동601-4한양상가301호	261-1110	65,259	용도	생활폐기물	3	1										2	
										음식물류폐기물	0												
										사업장배출계	12								3			9	
		사업장	세민산업	94 (2010.6.7)	배태숙	성산구 정동로 9번길 39	262-5744	12	용도	생활폐기물	0												
										음식물류폐기물	0												
										사업장배출계	2			2									
		사업장	가야상사	2011-6 (2011.04.13.)	이재웅	성산구 사파동 34-8	295-3191	0	용도	생활폐기물	0												
										음식물류폐기물	0												
										사업장배출계	2			2									
		사업장	알라이트자원	2012-1 (2012.01.03)	박광석	성산구 사파동 103-2	263-7701	0	용도	생활폐기물	0												
										음식물류폐기물	0												
										사업장배출계	2			1				1					
		사업장	㈜대양	성산-1 (2013.6.14)	박진성	신촌동 130-14	286-4286	0	용도	생활폐기물	0												
										음식물류폐기물	0												
										사업장배출계	2			2									
		사업장	성진자원	성산-2 (2013.8.19)	배기한	천선동 산 107-1		0	용도	생활폐기물	0												
										음식물류폐기물	0												
										사업장배출계	2			2									
		생활/사업장	㈜만수	92 (09.09.08.) 15 (1996.03.16.)	전성수	의창구 대원동 79	297-7171	11,560	용도	생활폐기물	3	1	1									1	
										음식물류폐기물	0												
										사업장배출계	5							1	2			2	
		사업장	㈜이천	5-1(2002.10.16.)	김병재	의창구 대원동 73-1	238-2687	9,290	용도	생활폐기물	0												
										음식물류폐기물	0												
										사업장배출계	4								2			2	
		사업장	㈜교남환경	49 (2001.03.16.)	최희숙	의창구 사림동 48-6	262-6853	988	용도	생활폐기물	0												
										음식물류폐기물	0												
										사업장배출계	2											2	
		사업장	철민사	50 (2001.04.23.)	이철규	의창구 북면 와산리 858		1,419	용도	생활폐기물	0												
										음식물류폐기물	0												
										사업장배출계	2											2	
		사업장	㈜하나환경자원	56 (2002.10.19.)	권정애	의창구 북면 월촌리 57-4	299-1784	506	용도	생활폐기물	0												
										음식물류폐기물	0												
										사업장배출계	2								1			1	
		사업장	태정 비철환경	65 (2007.07.09.)	임정애	의창구 도계동 421-8	288-0322	795	용도	생활폐기물	0												
										음식물류폐기물	0												
										사업장배출계	3			3									
		사업장	(주)석지	73 (2006.07.27.)	김석근	의창구 팔용동 13-4	265-1516	3,274	용도	생활폐기물	4	1		3									
										음식물류폐기물	0												
										사업장배출계	3			2				1					
		사업장	강산환경	76 (2007.03.23)	서기석	의창구 신월동68-1, 221호	284-4460	216	용도	생활폐기물	0												
										음식물류폐기물	0												
										사업장배출계	2			1					1				
		생활/사업장	태양재활용산업	96(10.06.10.) 77(2007.04.25.)	서남희	의창구 북면 월백리 728	255-6605	29	용도	생활폐기물	3	1		1				1					
										음식물류폐기물	0												
										사업장배출계	2			2									
		사업장	㈜에스제이	84 (2003.01.29.)	김득수	의창구 봉곡동36-5 비너스빌딩401호	224-3125	26,849	용도	생활폐기물	0												
										음식물류폐기물	0												
										사업장배출계	3											3	
		사업장	신포환경	85 (2008.01.30.)	신미선	의창구 소계동 130-90	253-0415	2	용도	생활폐기물	0												
										음식물류폐기물	0												
										사업장배출계	2			2									
		생활	명성 환경산업	87 (2008.04.18.)	이유욱	의창구 신월동13-9	277-0219	0	용도	생활폐기물	2	1	1										
										음식물류폐기물	0												
										사업장배출계	0												

구분		허가대상 폐기물	업체명	등록·관리번호 (승인·허가일)	대표자	소재지	전화번호	2013년 처리량 (톤/년)	수집·운반 차량 현황															
시도	시군구								총계 (대)			밀폐식 차량 (대)	운반용 압착·압축 차량(대)	기계식 상차장치 부착차량 (대)	수거·교반 차량(대)	발효 차량(대)	탱크 로리(대)	카고 트럭(대)	암롤 트럭(대)	컨테이너 트럭(대)	버켓 로더(대)	덤프 트럭(대)	기타(대)
경남	창원시	사업장	진교자원	98 (2010.12.13)	김승도	의창구 동정동383-1		82	용도	생활폐기물	0												
										음식물류폐기물	0												
										사업장배출계	2							2					
		사업장	㈜제이제이테크	2011-3 (2011.03.24.)	김지태	의창구 팔용동34-2 동진빌딩3층	277-6243	0	용도	생활폐기물	0												
										음식물류폐기물	0												
										사업장배출계	2												2
		사업장	삼보	2011-11 (2011.06.23.)	류정민	의창구 동읍 용잠리 215-5 102호	251-2721	7,885	용도	생활폐기물	0												
										음식물류폐기물	0												
										사업장배출계	3											1	2
		사업장	영재산업	2011-19 (2011.08.02.)	김영재	의창구 소계동 722-19		0	용도	생활폐기물	0												
										음식물류폐기물	0												
										사업장배출계	2			1				1					
		사업장	승현개발	2011-18 (2011.08.02.)	류승현	의창구 팔용동163-5 연주빌딩201호		19,276	용도	생활폐기물	0												
										음식물류폐기물	0												
										사업장배출계	3											3	
		사업장	진양자원	2006-5 (2006.10.12)	이현기	의창구팔 용동163-5 연주빌딩201호		168	용도	생활폐기물	0												
										음식물류폐기물	0												
										사업장배출계	3											3	
		사업장	(유)녹색성장기업 다일리사일클링	2013-3 (2013.2.20)	유세종	의창구대산면대산북로877	283-3330	0	용도	생활폐기물	2	1		1									
										음식물류폐기물	0												
										사업장배출계	0												
	진주시계		12 업체					277,622	용도	생활폐기물	33	0	21	0	0	0	0	10	2	0	0	0	0
										음식물류폐기물	11	11	0	0	0	0	0	0	0	0	0	0	0
										사업장배출계	85	0	2	9	0	0	2	7	14	0	0	24	27
	진주시	생활/사업장	진주환경(유)	생-1 (1982.12.06)	권영택	상평동 234-12	755-5933	17,717	용도	생활폐기물	11		7					4					
										음식물류폐기물	4	4											
										사업장배출계	2		1						1				
		생활/사업장	㈜경남환경	생-3 (1994.09.15)	김대석	상평동 302-6	761-8083	14,481	용도	생활폐기물	12		7					3	2				
										음식물류폐기물	4	4											
										사업장배출계	2			1					1				
		생활/사업장	현대환경산업㈜	생-4 (1994.09.15)	남정옥	장대동 107-4	742-2825	13,451	용도	생활폐기물	10		7					3					
										음식물류폐기물	3	3											
										사업장배출계	0												
		사업장	㈜정호산업	사-51 (2003.10.10)	박용수	진주시 남강로 694	747-0601	154,459	용도	생활폐기물	0												
										음식물류폐기물	0												
										사업장배출계	36		1				2	1	10			22	
		사업장	남강환경자원	2007—2 (2007.01.18)	서둘연	초전동 1051-3	759-3793	1,640	용도	생활폐기물	0												
										음식물류폐기물	0												
										사업장배출계	4			2				2					
		사업장	㈜우리	2008—4 (2008.08.29)	한재정	이현동 21-3 이현상가 1층3호	743-2022	74,929	용도	생활폐기물	0												
										음식물류폐기물	0												
										사업장배출계	27												27
		사업장	㈜경동산업	2006—9 (2006.12.15)	서준길	대곡면 유곡리 43	744-6678	839	용도	생활폐기물	0												
										음식물류폐기물	0												
										사업장배출계	3			1				2					
		사업장	영남자원	2006-7 (2006.11.14)	김부선	진주시 상평동 267-4	762-7564	0	용도	생활폐기물	0												
										음식물류폐기물	0												
										사업장배출계	2			1				1					
		사업장	㈜보명	2011-3 (2011.08.30)	홍말순	진주시 대신로340번길 13-1(하대동)	070-8199-8106	106	용도	생활폐기물	0												
										음식물류폐기물	0												
										사업장배출계	2											2	
		사업장	지리산자원	2013-13 (2013.09.17)	이옥연	진주시 정촌면 진주대로 26-12	754-9579	0	용도	생활폐기물	0												
										음식물류폐기물	0												
										사업장배출계	2			2									
		사업장	(유)금호개발	2013-14 (2013.09.30)	김경내	진주시 비봉로85번길 2(상봉동)	920-8778	0	용도	생활폐기물	0												
										음식물류폐기물	0												
										사업장배출계	2								2				

구분		허가대상 폐기물	업체명	등록·관리번호 (승인·허가일)	대표자	소재지	전화번호	2013년 처리량 (톤/년)	수집·운반 차량 현황														
시도	시군구								총계 (대)			밀폐식 차량 (대)	운반용 압착·압축 차량(대)	기계식 상차장치 부착차량 (대)	수거·교반 차량(대)	발효 차량(대)	탱크 로리(대)	카고 트럭(대)	암롤 트럭(대)	컨테이너 트럭(대)	버켓 로더(대)	덤프 트럭(대)	기타(대)
경남	진주시	사업장	석지자원	2013-15 (2013.12.2)	김금현	진주시 뜻골로57번길 15(상평동)	752-1775	0	용도	생활폐기물	0												
										음식물류폐기물	0												
										사업장배출계	3			2				1					
	통영시계		19 업체					71,742	용도	생활폐기물	19	8	10	0	0	0	0	0	0	0	0	1	0
										음식물류폐기물	2	0	2	0	0	0	0	0	0	0	0	0	0
										사업장배출계	34	0	0	11	0	0	0	9	11	0	0	3	0
	통영시	생활	일진기업	1 (1992.01.08.)	제진수	통영시 북신동 661-2	645-4664	9,139	용도	생활폐기물	3		3										
										음식물류폐기물	1		1										
										사업장배출계	0												
		생활	한진기업㈜	2 (1992.01.08.)	이철주	통영시 원문로 37-22(북신동)	644-1265	16,503	용도	생활폐기물	3		3										
										음식물류폐기물	1		1										
										사업장배출계	0												
		생활	㈜푸른통영	92-3 (1997.08.07.)	문승렬	통영시 원문로37-22,지하1층(북신동)	642-3236	4,952	용도	생활폐기물	3		2									1	
										음식물류폐기물	0												
										사업장배출계	0												
		생활	통영환경개발㈜	2010-1 (2010.12.27.)	신용구	통영시 용남면 용남해안로368	648-7273	5,128	용도	생활폐기물	7	6	1										
										음식물류폐기물	0												
										사업장배출계	0												
		생활	㈜동진환경개발	2010-2 (2010.12.27.)	추무호	통영시 멘데 해안길 73, 나동 2층(정량동)	643-4797	518	용도	생활폐기물	3	2	1										
										음식물류폐기물	0												
										사업장배출계	0												
		사업장	한진기업㈜	15 (2003.11.03.)	이철주	통영시 원문로 37-22(북신동)	644-1265	219	용도	생활폐기물	0												
										음식물류폐기물	0												
										사업장생활계	3			1					2				
		사업장	대성기업	8 (1999.11.30.)	남승희	통영시 평인일주로1106-7(북신동)	645-1539	220	용도	생활폐기물	0												
										음식물류폐기물	0												
										사업장배출계	3			1					1			1	
		사업장	동원환경	11 (2002.12.06.)	박치원	통영시 도산면 도산일주로2510	649-7516	243	용도	생활폐기물	0												
										음식물류폐기물	0												
										사업장배출계	5			1				4					
		사업장	건우종합건기	14 (2003.08.05.)	천선아	통영시 광도면 은황길 342-14	649-3618	0	용도	생활폐기물	0												
										음식물류폐기물	0												
										사업장배출계	0												
		사업장	산청상사	17 (2004.03.17.)	정명식	통영시 도천상가안길 18, 101동상가214호 (도천동,동원나폴빌)	648-9750	1,303	용도	생활폐기물	0												
										음식물류폐기물	0												
										사업장배출계	2			1				1					
		사업장	종합환경	21 (2006.01.16.)	전복춘	통영시 광도면 은황길369, 1층	641-3308	0	용도	생활폐기물	0												
										음식물류폐기물	0												
										사업장배출계	0												
		사업장	용남고철환경	22 (2006.09.08.)	정상기	통영시 서문로 34(문화동)	641-6211	144	용도	생활폐기물	0												
										음식물류폐기물	0												
										사업장배출계	3			2				1					
		사업장	㈜대우환경	23 (2006.10.19.)	강순호	통영시 광도면 은황길 369	649-4472	2,942	용도	생활폐기물	0												
										음식물류폐기물	0												
										사업장배출계	3			2					1				
		사업장	주식회사 동진개발	26 (2008.03.16.)	황정식	통영시 멘데 해안길 73,나동 2층(정량동)	643-4797	14,943	용도	생활폐기물	0												
										음식물류폐기물	0												
										사업장배출계	4								4				
		사업장	대길자원환경	27 (2008.07.03.)	이현옥	통영시 광도면 춘원2로 63-37, 305호(성훈빌딩)		39	용도	생활폐기물	0												
										음식물류폐기물	0												
										사업장배출계	2			1				1					
		사업장	청담환경	2009-2 (2009.01.21.)	이윤희	통영시 광도면 안정로 31-26	641-6875	222	용도	생활폐기물	0												
										음식물류폐기물	0												
										사업장배출계	3								3				
		사업장	유진자원	2011-1 (2011.09.09.)	이희경	통영시 광도면 은황길 369, 2층	646-0441	107	용도	생활폐기물	0												
										음식물류폐기물	0												
										사업장배출계	2							2					

구분		허가대상 폐기물	업체명	등록·관리번호 (승인·허가일)	대표자	소재지	전화번호	2013년 처리량 (톤/년)	수집·운반 차량 현황														
시도	시군구								총계 (대)			밀폐식 차량 (대)	운반용 압착·압축 차량(대)	기계식 상차장치 부착차량 (대)	수거·교반 차량(대)	발효 차량(대)	탱크 로리(대)	카고 트럭(대)	암롤 트럭(대)	컨테이너 트럭(대)	버켓 로더(대)	덤프 트럭(대)	기타(대)
경남	통영시	사업장	(주)해양산업개발	2013-1 (2013.01.24.)	김남형	통영시 용남면 남해안대로 325, 2층	644-1477	15,120	용도	생활폐기물	0												
										음식물류폐기물	0												
										사업장배출계	2											2	
		사업장	창신고철	2013-2 (2013.05.10.)	노현동	통영시 용남면 장문로 150	644-1477	0	용도	생활폐기물	0												
										음식물류폐기물	0												
										사업장배출계	2			2									
	사천시계		25 업체					68,687	용도	생활폐기물	0	0	0	0	0	0	0	0	0	0	0	0	0
										음식물류폐기물	0	0	0	0	0	0	0	0	0	0	0	0	0
										사업장배출계	95	1	0	19	0	0	0	29	2	0	0	44	0
	사천시	사업장	㈜장산환경	제2005-8호 (2005.11.29)	장석명	사천시 송포동 1538-1번지	055-835-1445	14,184	용도	생활폐기물	0												
										음식물류폐기물	0												
										사업장배출계	2			1					1				
		사업장	금하환경자원	제2007-2호 (2007.07.16)	하수철	사천시 사천읍 사주리 132-3번지	055-855-2525	3,584	용도	생활폐기물	0												
										음식물류폐기물	0												
										사업장배출계	5			3				1	1				
		사업장	세한㈜	제2007-3호 (2007.12.20)	박용현	사천시 곤양면 서정리 669-4번지	055-853-5507	11,218	용도	생활폐기물	0												
										음식물류폐기물	0												
										사업장배출계	5											5	
		사업장	(자)동원유지	제2009-1호 (2009.06.30)	박상순	사천시 사등동 55-2번지	055-835-1546	15,454	용도	생활폐기물	0												
										음식물류폐기물	0												
										사업장배출계	6			5				1					
		사업장	(유)트윈물류	제2010-1호 (2010.01.12)	임봉성	사천시 사천읍 구암리 1662-5번지	055-855-0113	22,257	용도	생활폐기물	0												
										음식물류폐기물	0												
										사업장배출계	26	1						25					
		사업장	금목산업	제2010-3호 (2011.01.10)	이민재	사천시 곤양면 맥사리 70-4번지		783	용도	생활폐기물	0												
										음식물류폐기물	0												
										사업장배출계	2			1								1	
		사업장	한솔환경산업㈜	제2011-2호 (2011.06.16)	이희순	사천시 사남면 화전리 1303-11번지	055-833-8350	655	용도	생활폐기물	0												
										음식물류폐기물	0												
										사업장배출계	2			1				1					
		사업장	대경정밀	제2011-4호 (2011.12.15)	조현문	사천시 축동면 구호리 255-2번지	055-855-4884	465	용도	생활폐기물	0												
										음식물류폐기물	0												
										사업장배출계	2			2									
		사업장	㈜대창	제2012-1호 (2012.03.23)	강성원	사천시 사남면 화전리 1167번지		70	용도	생활폐기물	0												
										음식물류폐기물	0												
										사업장배출계	2			2									
		사업장	대경산업개발	제2012-13호 (2012.12.20)	장경란	사천시 정동면 정동중앙로 10-1		0	용도	생활폐기물	0												0
										음식물류폐기물	0												
										사업장배출계	4											4	
		사업장	대경주식회사	제2013-1호 (2013.01.16)	안수상	사천시 정동면 정동중앙로 10-1		0	용도	생활폐기물	0												
										음식물류폐기물	0												
										사업장배출계	2											2	
		사업장	사천건기대경이	제2013-2호 (2013.01.16)	박성민,장병홍	사천시 정동면 정동중앙로 10-1		0	용도	생활폐기물	0												
										음식물류폐기물	0												
										사업장배출계	2											2	
		사업장	사천건기대경일	제2013-3호 (2013.01.16)	강학도	사천시 정동면 정동중앙로 10-1		0	용도	생활폐기물	0												
										음식물류폐기물	0												
										사업장배출계	2											2	
		사업장	사천건기대경삼	제2013-4호 (2013.01.19)	김재욱,이창수	사천시 정동면 정동중앙로 10-1		0	용도	생활폐기물	0												
										음식물류폐기물	0												
										사업장배출계	2											2	
		사업장	사천건기대경오	제2013-5호 (2013.01.19)	최원권	사천시 정동면 정동중앙로 10-1		0	용도	생활폐기물	0												
										음식물류폐기물	0												
										사업장배출계	2											2	
		사업장	사천건기대경육	제201306호 (2013.02.14)	박철선	사천시 정동면 정동중앙로 10-1		0	용도	생활폐기물	0												
										음식물류폐기물	0												
										사업장배출계	2											2	

구분		허가대상 폐기물	업체명	등록·관리번호 (승인·허가일)	대표자	소재지	전화번호	2013년 처리량 (톤/년)	수집·운반 차량 현황														
시도	시군구								총계 (대)			밀폐식 차량 (대)	운반용 압착·압축 차량(대)	기계식 상차장치 부착차량 (대)	수거·교반 차량(대)	발효 차량(대)	탱크 로리(대)	카고 트럭(대)	암롤 트럭(대)	컨테이너 트럭(대)	버켓 로더(대)	덤프 트럭(대)	기타(대)
경남	사천시	사업장	㈜신방	제2013-7호 (2013.03.19)	김연우	사천시 동창동길 8-18 (동금동)		0	용도	생활폐기물	0												
										음식물류폐기물	0												
										사업장배출계	2											2	
		사업장	마창메탈	제2013-12호 (2013.06.11)	주재형	사천시 사남면 진삼로 1182	055-855-9336	17	용도	생활폐기물	0												
										음식물류폐기물	0												
										사업장배출계	3			3									
		사업장	사천건기대경칠	제2013-13호 (2013.07.03)	이기석,민광구	사천시 정동면 정동중앙로 10-1	055-855-7733	0	용도	생활폐기물	0												
										음식물류폐기물	0												
										사업장배출계	2											2	
		사업장	정대환경자원	제2013-18호 (2013.07.26)	김중근	사천시 사남면 병둔2길 119		0	용도	생활폐기물	0												
										음식물류폐기물	0												
										사업장배출계	2			1				1					
		사업장	㈜수양산업개발	제2013-19호 (2013.08.08)	박인훈	사천시 정동며 진삼로 1370	055-855-0119	0	용도	생활폐기물	0												
										음식물류폐기물	0												
										사업장배출계	7											7	
		사업장	삼양건기일	제2013-20호 (2013.08.08)	박인훈	사천시 정동며 진삼로 1370	055-855-0119	0	용도	생활폐기물	0												
										음식물류폐기물	0												
										사업장배출계	4											4	
		사업장	삼양건기이	제2013-21호 (2013.08.08)	박희훈	사천시 정동며 진삼로 1370	055-855-0119	0	용도	생활폐기물	0												
										음식물류폐기물	0												
										사업장배출계	3											3	
		사업장	삼양건기에이	제2013-23호 (2013.11.25)	천연숙	사천시 사천읍 구암두문로 57-1	055-854-3681	0	용도	생활폐기물	0												
										음식물류폐기물	0												
										사업장배출계	2											2	
		사업장	㈜다음	제2013-24호 (2013.11.05)	박상진	사천시 신항로 78 (향촌동)		0	용도	생활폐기물	0												
										음식물류폐기물	0												
										사업장배출계	2											2	
	김해시계		82 업체					721,767	용도	생활폐기물	134	5	31	5	0	0	0	55	16	0	0	10	12
										음식물류폐기물	35	1	30	0	0	0	0	4	0	0	0	0	0
										사업장배출계	231	8	2	83	0	0	0	61	41	2	0	34	0
	김해시	생활	(유)김해공영	제1호 (1987-09-05)	김석중	장유면 부곡로 71	312-9721	27,869	용도	생활폐기물	18		6					8				2	2
										음식물류폐기물	8		5					3					
										사업장배출계	0												
		생활	㈜김해환경	제2호 (1989-09-22)	허홍준	전하로 43	333-4800	24,188	용도	생활폐기물	20		5					9	2			1	3
										음식물류폐기물	11		10					1					
										사업장배출계	0												
		생활	김해시공영(유)	제3호 (1989-09-22)	김용하	김해대로 2385번길18	334-6676	19,037	용도	생활폐기물	25		6					11	3			1	4
										음식물류폐기물	7		7										
										사업장배출계	0												
		생활	㈜지엔비	제4호 (2012-07-13)	이순철	한림면 김해대로 1558-37	328-0086	27,917	용도	생활폐기물	17		5					9	1				2
										음식물류폐기물	4		4										
										사업장배출계	0												
		생활	㈜정우환경	제5호 (2012-07-13)	이규명, 이영애	김해대로 2596번길 23-35	337-9511	13,398	용도	생활폐기물	13		4					7	1				1
										음식물류폐기물	4		4										
										사업장배출계	0												
		사업장	남도환경㈜	제7호 95.07.12.	이시철	김해시 한림면 용덕로 236	321-6782	4,126	용도	생활폐기물	0												
										음식물류폐기물	0												
										사업장배출계	2			1								1	
		사업장	유명환경㈜	제16호 97.02.17.	유명열	김해시 진영읍 서부로 197-23	342-5383	141	용도	생활폐기물	0												
										음식물류폐기물	0												
										사업장배출계	2			1								1	
		사업장	부경산업	제22호 98.02.28.	안병훈	김해시 분성로569번길 2, 3층 2호(어방동)	325-1781	334	용도	생활폐기물	0												
										음식물류폐기물	0												
										사업장배출계	2							2					
		사업장	㈜청산	제26호 98.10.21.	최영길	김해시 주촌면 서부로1541번길 154-8	327-5077	143,558	용도	생활폐기물	0												
										음식물류폐기물	0												
										사업장배출계	5								3			2	

구분		허가대상 폐기물	업체명	등록·관리번호 (승인·허가일)	대표자	소재지	전화번호	2013년 처리량 (톤/년)	수집·운반 차량 현황														
시도	시군구								총계 (대)			밀폐식 차량 (대)	운반용 압착·압축 차량(대)	기계식 상차장치 부착차량 (대)	수거·교반 차량(대)	발효 차량(대)	탱크 로리(대)	카고 트럭(대)	암롤 트럭(대)	컨테이너 트럭(대)	버켓 로더(대)	덤프 트럭(대)	기타(대)
경남	김해시	사업장	㈜동일특수	제31호 00.02.29.	양재문	김해시 김해대로 2435, 2층 (부원동)	327-3100	16,781	용도	생활폐기물	0												
										음식물류폐기물	0												
										사업장배출계	20	1		9				10					
		사업장	대동환경㈜	제38호 00.12.18.	이현욱	김해시 김해대로2272 376-38(화목동)	325-1999	2,291	용도	생활폐기물	0												
										음식물류폐기물	0												
										사업장배출계	2			1				1					
		사업장	봉림농산	제44호 01.08.21.	변순단	김해시 내외로 55(내동, 동아아파트, 301동 301호)	324-4273	84	용도	생활폐기물	0												
										음식물류폐기물	0												
										사업장배출계	2							2					
		사업장	금화산업	제46호 01.12.07.	강명수	김해시 상동면 상동로 148-10		126	용도	생활폐기물	0												
										음식물류폐기물	0												
										사업장배출계	2			1				1					
		생활	아주녹화개발㈜	제49호 02.04.01.	백선현	김해시 상동면 여차리 100	339-9808	0	용도	생활폐기물	5							2	1			2	
										음식물류폐기물	0												
										사업장배출계	0												
		사업장	㈜금화로지스	제51호 03.01.29.	박기조	김해시 금관대로 920 (풍유동)	327-9867	22,216	용도	생활폐기물	0												
										음식물류폐기물	0												
										사업장배출계	4			1					3				
		사업장	㈜대하통운	제52호 03.02.12.	신한춘	김해시 칠산로 455 (흥동)	328-6424	14	용도	생활폐기물	0												
										음식물류폐기물	0												
										사업장배출계	7	4						2				1	
		사업장	경주상사	제55호 04.06.18.	임태봉	김해시 삼안로52번길 15-11 (지내동)	329-3906	915	용도	생활폐기물	0												
										음식물류폐기물	0												
										사업장배출계	11			1				10					
		사업장	서부자원	제58호 01.08.05.	김병곤	김해시 전하로208번길 57 (전하동)	336-3844	0	용도	생활폐기물	0												
										음식물류폐기물	0												
										사업장배출계	2			2									
		사업장	부용환경물류㈜	제63호 04.12.10.	문상옥, 정만채	김해시 생림면 장재로520번길 8-69	324-4906	1,790	용도	생활폐기물	0												
										음식물류폐기물	0												
										사업장배출계	7			1				6					
		사업장	대진농산	제65호 05.02.17.	송상훈	김해시 한림면 김해대로835번길 145	345-9121	26,306	용도	생활폐기물	0												
										음식물류폐기물	0												
										사업장배출계	3								3				
		사업장	옥주 환경산업	제69호 05.05.18.	전경옥	김해시 주촌면 서부로1295번길 198	323-7084	112	용도	생활폐기물	0												
										음식물류폐기물	0												
										사업장배출계	2			1								1	
		사업장	동원환경	제71호 05.10.24.	장미숙	김해시 삼안로 226 (삼방동, 동원아파트 106동 1008호)	327-2712	28,553	용도	생활폐기물	0												
										음식물류폐기물	0												
										사업장배출계	4								4				
		사업장	금강산업	제76호 06.07.06.	윤연화	김해시 주촌면 서부로1499번길 66	338-5652	3,686	용도	생활폐기물	0												
										음식물류폐기물	0												
										사업장배출계	2			1								1	
		사업장	일성산업	제77호 06.07.19.	이만재	김해시 한림면 김해대로1031번길 49	345-1615	3,767	용도	생활폐기물	0												
										음식물류폐기물	0												
										사업장배출계	2			2									
		사업장	성원이엔티㈜	제79호 06.08.14.	김성우	김해시 한림면 김해대로1538번길 101	346-1283	1,192	용도	생활폐기물	0												
										음식물류폐기물	0												
										사업장배출계	5			1				2	1	1			
		사업장	㈜제이케이산업환경	제82호 06.10.17.	김종찬	김해시 삼안로 108(안동, 한효아파트 102동 1003호)	336-1057	0	용도	생활폐기물	0												
										음식물류폐기물	0												
										사업장배출계	4			1				2	1				
		사업장	㈜태창크린텍	제84호 06.11.13.	김재형	김해시 칠산로179번길 16 (이동)	322-3274	2,495	용도	생활폐기물	0												
										음식물류폐기물	0												
										사업장배출계	2			1					1				
		생활	㈜태창크린텍	제85호 06.11.13.	김재형	김해시 칠산로179번길 16 (이동)	322-3273	1,261	용도	생활폐기물	3		1						1			1	
										음식물류폐기물	0												
										사업장배출계	0												

구분		허가대상 폐기물	업체명	등록·관리번호 (승인·허가일)	대표자	소재지	전화번호	2013년 처리량 (톤/년)	수집·운반 차량 현황														
시도	시군구								총계 (대)			밀폐식 차량 (대)	운반용 압착·압축 차량(대)	기계식 상차장치 부착차량 (대)	수거·교반 차량(대)	발효 차량(대)	탱크 로리(대)	카고 트럭(대)	암롤 트럭(대)	컨테이너 트럭(대)	버켓 로더(대)	덤프 트럭(대)	기타(대)
경남	김해시	사업장	미래환경	제89호 07.02.15.	정현태	김해시 금관대로 820-12 (명법동)	322-0772	15,588	용도	생활폐기물	0												
										음식물류폐기물	0												
										사업장배출계	3								3				
		사업장	석원산업	제92호 07.06.05.	강두연	김해시 주촌면 김해대로1538번길 125-32	346-5598	32,986	용도	생활폐기물	0												
										음식물류폐기물	0												
										사업장배출계	7								1			6	
		사업장	㈜그린자원	제95호 07.07.31.	김상효	김해시 진례면 진례로 231, 가동 201호	346-4932	88,083	용도	생활폐기물	0												
										음식물류폐기물	0												
										사업장배출계	11			2					8			1	
		사업장	㈜태양화학	제96호 07.08.08.	정애선	김해시 한림면 김해대로 1134	345-8885	3,970	용도	생활폐기물	0												
										음식물류폐기물	0												
										사업장배출계	2			2									
		생활	북부산업㈜	제97호 07.08.24.	임만수	김해시 가락로 323(구산동)	333-1213	842	용도	생활폐기물	2							1	1				
										음식물류폐기물	0												
										사업장배출계	0												
		생활	미래환경	제98호 07.11.19.	정현태	김해시 금관대로 820-12 (명법동)	322-0772	7,794	용도	생활폐기물	2		1						1				
										음식물류폐기물	0												
										사업장배출계	0												
		사업장	영재고철	제99호 07.12.03.	박석재	진영읍 진영리 1026-3	346-0077	0	용도	생활폐기물	0												
										음식물류폐기물	0												
										사업장배출계	6			6									
		사업장	대기산업사	제101호 08.01.18.	조신제	김해시 생림면 마사로 20-31	338-3256	0	용도	생활폐기물	0												
										음식물류폐기물	0												
										사업장배출계	2		1	1									
		사업장	대성자원	제102호 08.01.18.	손외덕	김해시 생림면 생림대로950번길 47	346-4365	0	용도	생활폐기물	0												
										음식물류폐기물	0												
										사업장배출계	2			1				1					
		사업장	해동금속	제103호 08.01.25.	김홍규	김해시 한림면 한림로343번길 50, 대덕금속 내 사무실	338-5505	389	용도	생활폐기물	0												
										음식물류폐기물	0												
										사업장배출계	2			2									
		사업장	금재산업	제104호 08.01.30.	이규성	김해시 구산로30번길 3-4 (구산동)	343-1461	88	용도	생활폐기물	0												
										음식물류폐기물	0												
										사업장배출계	2			1				1					
		사업장	㈜석지환경개발	제107호 08.02.29.	장길홍	김해시 진영읍 본산로86번길 34-17	345-5777	2,531	용도	생활폐기물	0												
										음식물류폐기물	0												
										사업장배출계	4			3					1				
		사업장	아이맥스환경	제108호 08.03.05.	김정길	한림면 퇴래리 1188-1		2,760	용도	생활폐기물	4	1	2									1	
										음식물류폐기물	0												
										사업장배출계	0												
		사업장	(주)ONE	제110호 08.03.31.	이종호	김해시 한림면 안곡로 316-11	336-9720	4,463	용도	생활폐기물	0												
										음식물류폐기물	0												
										사업장배출계	3			1					2				
		사업장	신일자원㈜	제111호 08.04.16.	박진수	김해시 한림면 가동로 74	342-3121	10,172	용도	생활폐기물	0												
										음식물류폐기물	0												
										사업장배출계	3			1					2				
		사업장	원정산업	제112호 08.05.13.	정봉자	김해시 생림면 나전로428번길 12	338-3376	2,869	용도	생활폐기물	0												
										음식물류폐기물	0												
										사업장배출계	2			1								1	
		사업장	세한자원	제113호 08.07.25.	강봉암	김해시 한림면 한림로 1056	346-1833	8	용도	생활폐기물	0												
										음식물류폐기물	0												
										사업장배출계	2			2									
		사업장	㈜개원산업	제114호 08.07.29.	노학진	김해시 상동면 동북로 437번길 138-14	323-9779	11,380	용도	생활폐기물	0												
										음식물류폐기물	0												
										사업장배출계	2								2				
		사업장	금빛환경	제116호 08.09.08.	김영욱	김해시 한림면 김해대로 1158-42	346-1750	23,787	용도	생활폐기물	0												
										음식물류폐기물	0												
										사업장배출계	2											2	

구분		허가대상 폐기물	업체명	등록·관리번호 (승인·허가일)	대표자	소재지	전화번호	2013년 처리량 (톤/년)	수집·운반 차량 현황														
시도	시군구								총계 (대)			밀폐식 차량 (대)	운반용 압착·압축 차량(대)	기계식 상차장치 부착차량 (대)	수거·교반 차량(대)	발효 차량(대)	탱크 로리(대)	카고 트럭(대)	암롤 트럭(대)	컨테이너 트럭(대)	버켓 로더(대)	덤프 트럭(대)	기타(대)
경남	김해시	사업장	태영환경	제117호 08.09.22.	김종명	김해시 구산로30번길 4-4, 102	070-8137-7519	309	용도	생활폐기물	0												
										음식물류폐기물	0												
										사업장배출계	2			1				1					
		사업장	해성환경	제118호 08.09.25.	임광재	김해시 한림면 김해대로 1158-42	343-1740	23,701	용도	생활폐기물	0												
										음식물류폐기물	0												
										사업장배출계	4											4	
		사업장	㈜동남정유	제120호 08.12.09.	송병주	김해시 김해대로2579번길 36(안동)	335-3521	86	용도	생활폐기물	0												
										음식물류폐기물	0												
										사업장배출계	2			1				1					
		사업장	지오환경산업	제125호 09.05.29.	이은향	김해시 장유면 덕정로187 (율곡마을 세영리첼아파트 103동 1902호)	322-7897	15,154	용도	생활폐기물	0												
										음식물류폐기물	0												
										사업장배출계	5			1					1			3	
		사업장	왕재물류㈜	제126호 09.06.09.	유이수 추미숙	김해시 김해대로 2529번길 14(어방동, 2층)	339-1097	0	용도	생활폐기물	3	1						2					
										음식물류폐기물	0												
										사업장배출계	0												
		사업장	펫스타	제129호 09.09.01.	이창열	김해시 김해대로 2768-17, B동 1층 (불암동)	331-4455	139	용도	생활폐기물	4	1		2				1					
										음식물류폐기물	0												
										사업장배출계	0												
		사업장	㈜태영기업	제131호 09.12.08.	김동훈	김해시 한림면 김해대로1538번길 101		5	용도	생활폐기물	0												
										음식물류폐기물	0												
										사업장배출계	2	1						1					
		사업장	센텀환경	제133호 09.12.31.	황정옥	김해시 주촌면 서부로 1541번길 68	333-5651	611	용도	생활폐기물	0												
										음식물류폐기물	0												
										사업장배출계	5			2				3					
		사업장	㈜우남물산	제135호 10.04.20.	박문조	김해시 금관대로804번길 18 (명법동)	337-5900	6,520	용도	생활폐기물	0												
										음식물류폐기물	0												
										사업장배출계	2			1								1	
		사업장	㈜그린자원	제137호 10.04.29.	김상효	김해시 진례면 진례로 227, 가동 201호	346-4932	25,271	용도	생활폐기물	9	1	1						5			2	
										음식물류폐기물	1	1											
										사업장배출계	0												
		사업장	주경자원	제138호 10.05.14.	김래전	김해시 진례면 송현로 55, 2층		54	용도	생활폐기물	0												
										음식물류폐기물	0												
										사업장배출계	2			1				1					
		사업장	삼국환경	제140호 10.08.20.	김종순	김해시 진영읍 본산로 160	346-4041	0	용도	생활폐기물	0												
										음식물류폐기물	0												
										사업장배출계	2			2									
		사업장	한국알엔텍	제141호 11.01.20.	이원재	김해시 상동면 소락로 154	331-6663	3,667	용도	생활폐기물	0												
										음식물류폐기물	0												
										사업장배출계	2			1				1					
		사업장	㈜재경산업	제142호 11.01.27.	권영철	김해시 안곡로 132(삼계동)	338-7762	84	용도	생활폐기물	0												
										음식물류폐기물	0												
										사업장배출계	2			1				1					
		사업장	유진환경	제143호 11.03.28.	유홍열	김해시 한림면 김해대로 1045	343-0472	52	용도	생활폐기물	0												
										음식물류폐기물	0												
										사업장배출계	3			1				2					
		사업장	우상PL	제144호 11.04.19.	김진긍	김해시 생림면 생림대로 259번길 26	346-2815	173	용도	생활폐기물	0												
										음식물류폐기물	0												
										사업장배출계	3			2				1					
		사업장	신동산업	제145호 11.05.04.	이종락	김해시 김해대로2529번길 14, 2층(어방동)	337-2332	1,960	용도	생활폐기물	0												
										음식물류폐기물	0												
										사업장배출계	2			1				1					
		사업장	금복주환경	제148호 11.07.21.	이향주	김해시 진례면 서부로886번길 10	343-8384	261	용도	생활폐기물	0												
										음식물류폐기물	0												
										사업장배출계	2			1				1					
		사업장	㈜무창	제149호 11.08.16.	김쌈곤	김해시 한림면 김해대로835번길 146	345-8464	2,261	용도	생활폐기물	0												
										음식물류폐기물	0												
										사업장배출계	2			1					1				

구분		허가대상 폐기물	업체명	등록·관리번호 (승인·허가일)	대표자	소재지	전화번호	2013년 처리량 (톤/년)	수집·운반 차량 현황														
시도	시군구								총계 (대)			밀폐식 차량 (대)	운반용 압착·압축 차량(대)	기계식 상차장치 부착차량 (대)	수거·교반 차량(대)	발효 차량(대)	탱크 로리(대)	카고 트럭(대)	암롤 트럭(대)	컨테이너 트럭(대)	버켓 로더(대)	덤프 트럭(대)	기타(대)
경남	김해시	사업장	㈜두영씨앤알	제150호 11.08.18.	김종철	김해시 주촌면 서부로1499번길 68-43	337-1177	155	용도	생활폐기물	0												
										음식물류폐기물	0												
										사업장배출계	2	1						1					
		사업장	영남자원㈜	제152호 11.09.16.	류대준	김해시 진영읍 서부로346번길 14	345-2456	0	용도	생활폐기물	0												
										음식물류폐기물	0												
										사업장배출계	3			3									
		사업장	우원산업㈜	제153호 11.11.11.	김우성	김해시 한림면 김해대로 1531	343-1234	280	용도	생활폐기물	0												
										음식물류폐기물	0												
										사업장배출계	2			2									
		사업장	한국환경	제154호 11.11.11.	윤성필	김해시 진영읍 서부로 165		110	용도	생활폐기물	0												
										음식물류폐기물	0												
										사업장배출계	2			1				1					
		사업장	에스씨환경	제155호 11.11.22.	홍상철	김해시 함박로 101번길 16 (외동, 대동한마음타운 303동 409호)	326-1884	34	용도	생활폐기물	0												
										음식물류폐기물	0												
										사업장배출계	2			1				1					
		사업장	세진환경산업㈜	제156호 12.01.18.	이기동	김해시 한림면 김해대로1288번길 32	345-5141	0	용도	생활폐기물	0												
										음식물류폐기물	0												
										사업장배출계	2			1					1				
		사업장	CH미래환경	제157호 12.04.03.	김정미	김해시 분성로48번길 8, 209(외동)	325-6720	4,294	용도	생활폐기물	0												
										음식물류폐기물	0												
										사업장배출계	5											5	
		사업장	㈜케이피환경	제158호 12.04.27.	서경호	김해시 주촌면 서부로1541번안길 50-30	337-2209	21,503	용도	생활폐기물	0												
										음식물류폐기물	0												
										사업장배출계	4			1					1			2	
		사업장	㈜대경오앤티	제159호 12.04.03.	김창윤	김해시 김해대로2553번길 22-17 (어방동)		5,612	용도	생활폐기물	0												
										음식물류폐기물	0												
										사업장배출계	7			5				2					
		생활	㈜대경오앤티	제160호 12.04.03.	김창윤	김해시 김대로2553번길 22-17 (어방동)		9,256	용도	생활폐기물	9	1		3				5					
										음식물류폐기물	0												
										사업장배출계	0												
		사업장	㈜해성그린환경	제162호 12.08.17.	김무성	김해시 주촌면 김해대로1538번길 125-17		6,905	용도	생활폐기물	0												
										음식물류폐기물	0												
										사업장배출계	3			3									
		사업장	㈜석원산업	제163호 13.05.06.	서명석	김해시 한림면 한림로 78-42	346-4544	13,291	용도	생활폐기물	0												
										음식물류폐기물	0												
										사업장배출계	2								1	1			
		사업장	일심환경개발	제164호 13.07.03.	장옥수	김해시 칠산로373번길 9-7(화목동)		78	용도	생활폐기물	0												
										음식물류폐기물	0												
										사업장배출계	2			1				1					
		사업장	㈜피엔비산업	제165호 13.10.08.	정미경	김해시 진영읍 서부로 301		0	용도	생활폐기물	0												
										음식물류폐기물	0												
										사업장배출계	2											2	
		사업장	㈜경남기업물류	제166호 13.10.08.	한복순	김해시 해반천로130번길 27(삼계동)	313-2991	43	용도	생활폐기물	0												
										음식물류폐기물	0												
										사업장배출계	2							1	1				
		사업장	태산환경㈜	제167호 13.12.19.	유정근	김해시 호계로 528-10(동상동)		34	용도	생활폐기물	0												
										음식물류폐기물	0												
										사업장배출계	2	1	1										
	밀양시계		18 업체					31,724	용도	생활폐기물	43	0	20	0	0	0	0	12	11	0	0	0	0
										음식물류폐기물	3	0	0	1	0	0	0	2	0	0	0	0	0
										사업장배출계	26	0	0	12	0	0	0	5	4	0	0	3	2
	밀양시	생활	(합)밀양환경	제 2 호 (86.06.23)	김원규	밀양대로 1754(삼문동)	055-356-4622	11,887	용도	생활폐기물	10		4					2	4				
										음식물류폐기물	3			1				2					
										사업장배출계	0												
		생활	밀성환경㈜	제 3 호 (91.09.07)	김재경	부북면 사포로 74	055-354-2951	4,053	용도	생활폐기물	7		4					2	1				
										음식물류폐기물	0												
										사업장배출계	0												

구분		허가대상 폐기물	업체명	등록·관리번호 (승인·허가일)	대표자	소재지	전화번호	2013년 처리량 (톤/년)	수집·운반 차량 현황															
시도	시군구								총계 (대)			밀폐식 차량 (대)	운반용 압착·압축 차량(대)	기계식 상차장치 부착차량 (대)	수거·교반 차량(대)	발효 차량(대)	탱크 로리(대)	카고 트럭(대)	암롤 트럭(대)	컨테이너 트럭(대)	버켓 로더(대)	덤프 트럭(대)	기타(대)
경남	밀양시	생활	㈜우림	제 7 호 (96.12.09)	이경주	부북면 송포로 70	055-356-3501	3,790	용도	생활폐기물	7		4					2	1				
										음식물류폐기물	0												
										사업장배출계	0												
		생활	㈜대지	제2011-1호 (2011.05.09)	박영화	부북면 송포로 66		0	용도	생활폐기물	6		3					2	1				
										음식물류폐기물	0												
										사업장배출계	0												
		생활	신한환경	제2011-2 (2011.8.16)	황병록	부북면 청운로 282-18	353-3079	0	용도	생활폐기물	3		2						1				
										음식물류폐기물	0												
										사업장배출계	0												
		생활	㈜세원환경	제2012-1 (2012.12.24)	윤성희	밀양대로 1754(삼문동)	055-351-1406	0	용도	생활폐기물	0												
										음식물류폐기물	0												
										사업장배출계	0												
		생활	㈜제일환경	제2012-2 ('12.12.24)	김미숙	부북면 송포로 70	055-356-3501	0	용도	생활폐기물	10		3					4	3				
										음식물류폐기물	0												
										사업장배출계	0												
		사업장	㈜우림환경	제1호 (1995.04.18)	김병규	밀양시 하남읍 시서상가길 12	391-0556	2,286	용도	생활폐기물	0												
										음식물류폐기물	0												
										사업장배출계	3								2			1	
		사업장	선명개발	제2009-1호 (2009.06.16)	양용석	밀양시 상남면 상남로 1187-15	355-1295	3,938	용도	생활폐기물	0												
										음식물류폐기물	0												
										사업장배출계	3			2					1				
		사업장	미래자원	제2010-1호 (2010.02.25)	김준식	밀양시 가곡7길 14	355-7600	279	용도	생활폐기물	0												
										음식물류폐기물	0												
										사업장배출계	3			2				1					
		사업장	공단철강	제2010-2호 (2010.06.15)	허영순	밀양시 하남읍 양명길 137	297-6370	0	용도	생활폐기물	0												
										음식물류폐기물	0												
										사업장배출계	2			2									
		사업장	지인자원	제2011-4호 (2011.04.12)	최판식	밀양시 삼문중앙로4길 18-4	353-1430	39	용도	생활폐기물	0												
										음식물류폐기물	0												
										사업장배출계	2			2									
		사업장	문창환경	제2011-11호 (2011.08.30)	장원숙	밀양시 초동면 범평로 161		3,346	용도	생활폐기물	0												
										음식물류폐기물	0												
										사업장배출계	3							2	1				
		사업장	수억자원	제2011-12호 (2011.11.04)	공정순	밀양시 창밀로 3496	353-4936	102	용도	생활폐기물	0												
										음식물류폐기물	0												
										사업장배출계	2			2									
		사업장	진성환경	제2012-7호 (2013.05.03)	이창현	밀양시 중앙로 474-5	352-3455	0	용도	생활폐기물	0												
										음식물류폐기물	0												
										사업장배출계	2							1					1
		사업장	상남상회	제2013-4호 (2013.05.10)	정현미	밀양시 미리벌중앙로3길 47	352-4791	2,004	용도	생활폐기물	0												
										음식물류폐기물	0												
										사업장배출계	2			2									
		사업장	통지폐기물상회	제2013-12호 (2013.09.27)	최용제	밀양시 상남면 고노실길 37		0	용도	생활폐기물	0												
										음식물류폐기물	0												
										사업장배출계	2							1					1
		사업장	동성산업	제2013-14호 (2013.11.26)	최장해	밀양시 상남면 상남로 816		0	용도	생활폐기물	0												
										음식물류폐기물	0												
										사업장배출계	2											2	
	거제시계		6 업체					32,888	용도	생활폐기물	96	0	26	4	0	0	0	25	41	0	0	0	0
										음식물류폐기물	18	18	0	0	0	0	0	0	0	0	0	0	0
										사업장배출계	8	0	0	0	0	0	0	6	2	0	0	0	0
	거제시	생활	일성기업	제5호 (1993.1.1.)	조이석	거제면 읍내로 361-7	633-3085	4,987	용도	생활폐기물	19		4					6	9				
										음식물류폐기물	3	3											
										사업장배출계	6							6					
		생활	신한기업㈜	제6호 (1993.7.5.)	황영숙	일운면 반송재로498	681-9009	4,409	용도	생활폐기물	10		4	1					5				
										음식물류폐기물	2	2											
										사업장배출계	0												

구분		허가대상 폐기물	업체명	등록·관리번호 (승인·허가일)	대표자	소재지	전화번호	2013년 처리량 (톤/년)	수집·운반 차량 현황															
시도	시군구								총계 (대)			밀폐식 차량 (대)	운반용 압착·압축 차량(대)	기계식 상차장치 부착차량 (대)	수거·교반 차량(대)	발효 차량(대)	탱크 로리(대)	카고 트럭(대)	암롤 트럭(대)	컨테이너 트럭(대)	버켓 로더(대)	덤프 트럭(대)	기타(대)
경남	거제시	생활/사업장	태성기업㈜	제1호 (1984.5.29.)	김진성	연초면 연하해안로 271	632-1117	7,321	용도	생활폐기물	17		4	1				5	7				
										음식물류폐기물	3	3											
										사업장배출계	2								2				
		생활	㈜거제환경	제2호 (1996.2.6.)	김학겸	거제시 옥포대첩로700	687-0516	6,576	용도	생활폐기물	13		4					5	4				
										음식물류폐기물	3	3											
										사업장배출계	0												
		생활	대진기업㈜	제3호 (1992.6.30.)	옥숙애	거제시 고현천로132-14	635-2888	4,063	용도	생활폐기물	17		5	1				4	7				
										음식물류폐기물	4	4											
										사업장배출계	0												
		생활	㈜명성기업	제4호 (1990.5.8.)	김영자	연초면 송정5길115	687-0377	5,532	용도	생활폐기물	20		5	1				5	9				
										음식물류폐기물	3	3											
										사업장배출계	0												
	양산시계		64 업체					336,963	용도	생활폐기물	62	1	24	3	0	0	0	21	8	0	0	5	0
										음식물류폐기물	5	0	5	0	0	0	0	0	0	0	0	0	0
										사업장배출계	216	47	2	49	19	0	0	26	31	27	4	11	0
	양산시	생활/사업장	㈜세창	제1호 1993.1.29	신태호	주남동 75-1	387-5995	15,484	용도	생활폐기물	9		4									5	
										음식물류폐기물	0												
										사업장배출계	0												
		생활/사업장	대진기업㈜	제2호 1993.2.5	구자순	상북면 대석리 636-3	375-7888	7,381	용도	생활폐기물	8		2					4	2				
										음식물류폐기물	0												
										사업장배출계	0												
		생활	㈜양산위생공사	제3호 1993.2.26	류득원	호계동 857-16	382-2304	-	용도	생활폐기물	20		10					8	2				
										음식물류폐기물	5		5										
										사업장배출계	0												
		생활	㈜동산	제4호 1993.5.19	정송모	삼호동 171-2	385-2571	-	용도	생활폐기물	8		3					5					
										음식물류폐기물	0												
										사업장배출계	0												
		생활	㈜양산위생사	제5호 2012.03.27	이부미자	중부동 408-1	384-3386	-	용도	생활폐기물	4		4										
										음식물류폐기물	0												
										사업장배출계	0												
		사업장	맑은환경	66 (05.03.24)	박갑득	외산길21-53(덕계동)	364-9873	3,242	용도	생활폐기물	0												
										음식물류폐기물	0												
										사업장배출계	3			1				1	1				
		사업장	청나환경연합	(77) (05.08.19)	여환제	삼호동부로 165 (삼호동)	367-5758	-	용도	생활폐기물	0												
										음식물류폐기물	0												
										사업장배출계	3			2				1					
		사업장	㈜금도	웅상-10 (09.06.22)	심영식	서창로 241-3	362-2655	137,762	용도	생활폐기물	0												
										음식물류폐기물	0												
										사업장배출계	22									22			
		사업장	ACE환경	웅상-11 (09.07.14)	황정녀	웅주로 22	363-8799	492	용도	생활폐기물	0												
										음식물류폐기물	0												
										사업장배출계	2			2									
		사업장	웅상환경	웅상-13 (09.12.16)	안병욱	덕계로11길12(덕계동,부영벽산아파트)106-1406 벽산@106-1404	363-5007	17	용도	생활폐기물	0												
										음식물류폐기물	0												
										사업장배출계	3	1		2									
		사업장	한국상사	웅상-14 (09.12.24)	정말선	웅비공단길18(웅당동)	383-6010	64	용도	생활폐기물	0												
										음식물류폐기물	0												
										사업장배출계	2	1		1									
		사업장	연심상사	웅상-15 (10.11.10)	정말선	신명로82(평산동)101-1303,동일스위트1차		2,641	용도	생활폐기물	0												
										음식물류폐기물	0												
										사업장배출계	2								1			1	
		사업장	청우	웅상-16 (10.05.10)	백대수	백동길7(소주동 태길빌라103)		-	용도	생활폐기물	0												
										음식물류폐기물	0												
										사업장배출계	2	1		1									
		사업장	화정실업(주)	웅상(사생)-1 (10.1.5)	김재순	소주동408-6	366-5769	-	용도	생활폐기물	0												
										음식물류폐기물	0												
										사업장배출계	4	1	1	2									

구분		허가대상 폐기물	업체명	등록·관리번호 (승인·허가일)	대표자	소재지	전화번호	2013년 처리량 (톤/년)	수집·운반 차량 현황														
시도	시군구								총계 (대)			밀폐식 차량 (대)	운반용 압착·압축 차량(대)	기계식 상차장치 부착차량 (대)	수거·교반 차량(대)	발효 차량(대)	탱크 로리(대)	카고 트럭(대)	암롤 트럭(대)	컨테이너 트럭(대)	버켓 로더(대)	덤프 트럭(대)	기타(대)
경남	양산시	사업장	신기개발	웅상-17 (13.10.21)	박갑득	삼호8길2(삼호동)	367-3697	-	용도	생활폐기물	0												
										음식물류폐기물	0												
										사업장배출계	2							2					
		사업장	신기개발	웅상-17 (13.10.21)	박갑득	삼호8길2 신안마을1층(삼호동)	367-3697	-	용도	생활폐기물	0												
										음식물류폐기물	0												
										사업장배출계	2							2					
		사업장	NC양산㈜	제7호 1994.05.02	강병영	산막공단북5길 29(산막동)	367-1515	12,521	용도	생활폐기물	0												
										음식물류폐기물	0												
										사업장배출계	5			2				1	2				
		사업장	㈜하나	제33호 2000.01.26	추교일	북안북1길 8 (북부동)	385-8277	2,004	용도	생활폐기물	0												
										음식물류폐기물	0												
										사업장배출계	2			1								1	
		사업장	영창산업	제39호 2000.10.31	류광열	물금읍 동중5길 23	387-3052	479	용도	생활폐기물	0												
										음식물류폐기물	0												
										사업장배출계	6	3			3								
		사업장	(주)원광환경	제42호 2001.02.03	전현수	중앙로 232 B동-2호(북부동)	386-9930	797	용도	생활폐기물	0												
										음식물류폐기물	0												
										사업장배출계	3			2				1					
		사업장	㈜경남환경	제46호 2002.07.05	김태균	산막공단로 56 (북정동	387-2277	28,179	용도	생활폐기물	0												
										음식물류폐기물	0												
										사업장배출계	8			1				2	2			3	
		사업장	세림	제56호 2004.05.27	정윤희	하북면 동부마을길 3	384-1832	-	용도	생활폐기물	0												
										음식물류폐기물	0												
										사업장배출계	6	3			3								
		사업장	보현자원	제59호 2004.07.13	구정숙	어곡로 29 (유산동)	365-1718	247	용도	생활폐기물	0												
										음식물류폐기물	0												
										사업장배출계	2			1				1					
		사업장	(주)홍익이엔아이	제61호 2004.07.22 제96호 2006.09.26	박주일	어실로 383-88 (어곡동)	365-6807	9,669	용도	생활폐기물	4			1				2	1				
										음식물류폐기물	0												
										사업장배출계	3			1				2					
		사업장	파란환경산업	제71호 2005.05.03	송창수	물금읍 오봉8길 29	363-5863	3,136	용도	생활폐기물	0												
										음식물류폐기물	0												
										사업장배출계	6	3			2					1			
		사업장	대양실업	제70호 2005.05.03	배용택	어곡터널로 38 (유산동)	385-5863	-	용도	생활폐기물	0												
										음식물류폐기물	0												
										사업장배출계	8	4			4								
		사업장	㈜혁진	제73호 2005.06.01	최병대	산막공단북5길 28 (산막동)	385-6578	-	용도	생활폐기물	0												
										음식물류폐기물	0												
										사업장배출계	4	2			1				1				
		사업장	세광운수㈜	제75호 2005.07.04	황재경	원동면 원동로 1702	381-1771	6,239	용도	생활폐기물	0												
										음식물류폐기물	0												
										사업장배출계	4							4					
		사업장	한려자원	제81호 2005.11.25	박완숙	상북면 상삼3길 8	375-1912	-	용도	생활폐기물	0												
										음식물류폐기물	0												
										사업장배출계	4	2			1				1				
		사업장	한국환경정유산업	제89호 2006.07.11	방정매	산막공단남14길 16(호계동)	385-4171	3,635	용도	생활폐기물	0												
										음식물류폐기물	0												
										사업장배출계	3			2				1					
		사업장	남강환경	제97호 2006.10.31	이홍인	상북면 반회서1길 6 102-502(한영아파트)	374-2751	56	용도	생활폐기물	0												
										음식물류폐기물	0												
										사업장배출계	4	2			1				1				
		사업장	㈜카원	제98호 2007.01.04	공영환	상북면 공원로 403-19	381-0703	8,610	용도	생활폐기물	0												
										음식물류폐기물	0												
										사업장배출계	4			3				1					
		사업장	선진환경	제99호 2007.04.11	우윤정	양산시 두전길 18 105동 502호 (어곡동, 로얄파크빌)	388-7330	-	용도	생활폐기물	0												
										음식물류폐기물	0												
										사업장배출계	2	1			1								

구분		허가대상 폐기물	업체명	등록·관리번호 (승인·허가일)	대표자	소재지	전화번호	2013년 처리량 (톤/년)	수집·운반 차량 현황														
시도	시군구								총계 (대)			밀폐식 차량 (대)	운반용 압착·압축 차량(대)	기계식 상차장치 부착차량 (대)	수거·교반 차량(대)	발효 차량(대)	탱크 로리(대)	카고 트럭(대)	암롤 트럭(대)	컨테이너 트럭(대)	버켓 로더(대)	덤프 트럭(대)	기타(대)
경남	양산시	사업장	거림자원산업	제101호 2007.06.21	이화진	상북면 외석리 890-30번지외 3필지	375-2237	-	용도	생활폐기물	0												
										음식물류폐기물	0												
										사업장배출계	4	2			1				1				
		사업장	조은환경	제102호 2007.05.15	윤미순	하북면 양산대로 2525 (1층)	384-4667	490	용도	생활폐기물	0												
										음식물류폐기물	0												
										사업장배출계	3									3			
		사업장	한진자원	제103호 2007.09.12	박정호	상북면 소토1길 33-16	389-1647	-	용도	생활폐기물	0												
										음식물류폐기물	0												
										사업장배출계	4	2			2								
		사업장	합동상사	제106호 2008.01.28	박상도	하북면 진목로 71	375-2872	211	용도	생활폐기물	0												
										음식물류폐기물	0												
										사업장배출계	4	2							1	1			
		사업장	㈜청솔	제94호 2006.09.12 제107호 2007.10.30	박주원	상북면 오룡길 145	374-0007	6,535	용도	생활폐기물	3	1						1	1				
										음식물류폐기물	0												
										사업장배출계	2			1					1				
		사업장	(주)다성	제108호 2008.02.13	서오용	유산공단10길 60-39(유산동)	362-1834	3,946	용도	생활폐기물	0												
										음식물류폐기물	0												
										사업장배출계	2			1				1					
		사업장	제이환경	제111호 2008.08.26	임동진	상북면 삼계1길 9-2 ,906호(광림그린파크)	374-2528	10,317	용도	생활폐기물	0												
										음식물류폐기물	0												
										사업장배출계	4			1				1	2				
		사업장	선영이엔텍	제112호 2009.02.19	김정득	상북면 양산대로 1316		6,269	용도	생활폐기물	0												
										음식물류폐기물	0												
										사업장배출계	3			1					2				
		사업장	㈜우진환경	제113호 2009.02.19	신광자	하북면 용연로 2	375-8979	2,008	용도	생활폐기물	0												
										음식물류폐기물	0												
										사업장배출계	3			2				1					
		사업장	㈜케이씨티시	제114호 2009.04.17	이윤수	물금읍 체방로 225	364-9330	552	용도	생활폐기물	0												
										음식물류폐기물	0												
										사업장배출계	8	4									4		
		사업장	상일기업㈜	제116호 2009.07.22	김명희	동면 남양산2길 20	381-1704	-	용도	생활폐기물	0												
										음식물류폐기물	0												
										사업장배출계	10	5	1						4				
		사업장	㈜정도이엔이	제118호 2010.02.26	김종진	동면 계석로 50	366-7858	-	용도	생활폐기물	0												
										음식물류폐기물	0												
										사업장배출계	3			1				1	1				
		사업장	㈜유넥스트랜스	제119호 2010.08.19	정희남	하북면 양산대로 1962	070-4110-4124	17,384	용도	생활폐기물	0												
										음식물류폐기물	0												
										사업장배출계	3	3											
		사업장	동경산업	제120호 2010.11.08	성동선	상북면 소토로 126	375-5119	-	용도	생활폐기물	0												
										음식물류폐기물	0												
										사업장배출계	2			2									
		사업장	우성자원	제121호 2010.11.19	강순오	동면 석금산로 149		-	용도	생활폐기물	0												
										음식물류폐기물	0												
										사업장배출계	2			2									
		사업장	㈜한국무역	제122호 2010.11.19	박우기	어곡공단로 22 (어곡동)	385-2150	-	용도	생활폐기물	0												
										음식물류폐기물	0												
										사업장배출계	5			2								3	
		사업장	월드그린환경	제125호 2011.07.11	천혜숙	북안남8길 4 ,3층(북부동)		-	용도	생활폐기물	0												
										음식물류폐기물	0												
										사업장배출계	0												
		사업장	제일산업	제126호 2011.10.21	박승민	동면 양산대로 542-53	372-1715	-	용도	생활폐기물	0												
										음식물류폐기물	0												
										사업장배출계	0												
		사업장	㈜대성환경	제127호 2011.11.01	김필준	중앙로 232 (북부동, B동 15호)	367-8415	33,295	용도	생활폐기물	3		1						2				
										음식물류폐기물	0												
										사업장배출계	6								3			3	

구분		허가대상 폐기물	업체명	등록·관리번호 (승인·허가일)	대표자	소재지	전화번호	2013년 처리량 (톤/년)	수집·운반 차량 현황															
시도	시군구								총계 (대)			밀폐식 차량 (대)	운반용 압착·압축 차량(대)	기계식 상차장치 부착차량 (대)	수거·교반 차량(대)	발효 차량(대)	탱크 로리(대)	카고 트럭(대)	암롤 트럭(대)	컨테이너 트럭(대)	버켓 로더(대)	덤프 트럭(대)	기타(대)
경남	양산시	사업장	㈜태영로직스	제129호 2012.02.06	송근영	하북면 양산대로 1962	374-5115	1,065	용도	생활폐기물	0													
										음식물류폐기물	0													
										사업장배출계	5	5												
		사업장	강진환경	제130호 2012.02.23	최성빈	유산공단1길 46 (교동)		15	용도	생활폐기물	0													
										음식물류폐기물	0													
										사업장배출계	3			1				2						
		사업장	영안C&R	제131호 2012.03.07	김정희	상북면 공원로 97	374-0033	-	용도	생활폐기물	0													
										음식물류폐기물	0													
										사업장배출계	2			2										
		사업장	대신금속	제132호 2012.03.07	이성우	하북면 용연로 23	375-5800	-	용도	생활폐기물	3			2				1						
										음식물류폐기물	0													
										사업장배출계	0													
		사업장	㈜드림물류	제134호 2012.04.10	이종금	동면 남양산2길 20		-	용도	생활폐기물	0													
										음식물류폐기물	0													
										사업장배출계	2								2					
		사업장	㈜좋은환경	제135호 2012.05.16	황인열	상북면 오룡길 179	374-2295	-	용도	생활폐기물	0													
										음식물류폐기물	0													
										사업장배출계	2			2										
		사업장	㈜광동산업	제136호 2013.01.28	김정필	상북면 율리길 47-22	375-5552	9,551	용도	생활폐기물	0													
										음식물류폐기물	0													
										사업장배출계	2								2					
		사업장	㈜한양메탈	제137호 2013.04.12	한경택	상북면 양산대로 1829	374-2112	-	용도	생활폐기물	0													
										음식물류폐기물	0													
										사업장배출계	2			2										
		사업장	제왕종합상사	제138호 2013.04.17	이미화	하북면 양산대로 2345-7	384-2828	-	용도	생활폐기물	0													
										음식물류폐기물	0													
										사업장배출계	2			2										
		사업장	㈜제이투환경	제139호 2013.06.03	임동진	상북면 양산대로 1839		2,670	용도	생활폐기물	0													
										음식물류폐기물	0													
										사업장배출계	3								3					
		사업장	현대자원	제140호 2013.06.17	이옥희	어실로 280 (어곡동)		-	용도	생활폐기물	0													
										음식물류폐기물	0													
										사업장배출계	2			2										
		사업장	한백자원	제142호 2013.12.12	장성규	북정로 37(북정동, 2층)		-	용도	생활폐기물	0													
										음식물류폐기물	0													
										사업장배출계	2			1				1						
	의령군계		4 업체					3,290	용도	생활폐기물	0	0	0	0	0	0	0	0	0	0	0	0	0
										음식물류폐기물	0	0	0	0	0	0	0	0	0	0	0	0	0
										사업장배출계	8	0	0	4	0	0	0	0	2	0	0	2	0
	의령군	사업장	㈜영남환경	2007-01 (07.01.17)	배영선	경남 의령군 의령읍 상리409	573-1640	273	용도	생활폐기물	0													
										음식물류폐기물	0													
										사업장배출계	2			1					1					
		사업장	㈜청도산업	2008-01 (08.10.1)	김성제	정곡면 법정로 563	574-9990	2,975	용도	생활폐기물	0													
										음식물류폐기물	0													
										사업장배출계	2											2		
		사업장	만복그린환경	2011-01 (11.11.20)	이재윤	지정면 마산로 3-39	573-1640	32	용도	생활폐기물	0													
										음식물류폐기물	0													
										사업장배출계	2			1					1					
		사업장	동부환경.자원	2013-01 (13.06.12)	최재운	유곡면 세간리 220-5	574-3488	10	용도	생활폐기물	0													
										음식물류폐기물	0													
										사업장배출계	2			2										
	함안군계		14 업체					58,612	용도	생활폐기물	14	5	6	1	0	0	0	2	0	0	0	0	0
										음식물류폐기물	2	1	1	0	0	0	0	0	0	0	0	0	0
										사업장배출계	43	0	0	14	0	0	0	14	5	0	0	10	0
	함안군	생활	연강산업㈜	1 93.12.23	조성옥	함안군 가야읍 함안대로 735	583-3241	7,493	용도	생활폐기물	7	2	4					1					
										음식물류폐기물	1		1										
										사업장배출계	0												

구분		허가대상 폐기물	업체명	등록·관리번호 (승인·허가일)	대표자	소재지	전화번호	2013년 처리량 (톤/년)	수집·운반 차량 현황														
시도	시군구								총계 (대)			밀폐식 차량 (대)	운반용 압착·압축 차량(대)	기계식 상차장치 부착차량 (대)	수거·교반 차량(대)	발효 차량(대)	탱크 로리(대)	카고 트럭(대)	암롤 트럭(대)	컨테이너 트럭(대)	버켓 로더(대)	덤프 트럭(대)	기타(대)
경남	함안군	생활	삼칠산업	2 93.12.23	유세종	함안군 칠원면 구성길91	587-1502	5,022	용도	생활폐기물	5	2	2					1					
										음식물류폐기물	1	1											
										사업장배출계	0												
		사업장	화성수지	40 03.08.09.	최수근	칠서면 가연로 14-1	587-1498	465	용도	생활폐기물	0												
										음식물류폐기물	0												
										사업장배출계	3			1				2					
		사업장	(주)서진 인바이러테크	29 01.10.27	김태균	군북면 삼봉로 41	586-0124	23,381	용도	생활폐기물	0												
										음식물류폐기물	0												
										사업장배출계	8			1				2	3			2	
		사업장	태경환경	43 04.06.28.	하진화	칠원면 구성리 963-14	586-0433	4,074	용도	생활폐기물	0												
										음식물류폐기물	0												
										사업장배출계	2							1	1				
		생활	태경환경	53 08.01.29.	하진화	칠원면 덕산1길 131	586-0434	418	용도	생활폐기물	2	1		1									
										음식물류폐기물	0												
										사업장배출계	0												
		사업장	성신자원	54 08.03.05.	백성흠	칠원면 덕산1길 131	587-3113	12	용도	생활폐기물	0												
										음식물류폐기물	0												
										사업장배출계	2											2	
		사업장	삼계고철	62 11.05.11.	조행득	칠북면 덕남길 38	585-7679	17	용도	생활폐기물	0												
										음식물류폐기물	0												
										사업장배출계	3			3									
		사업장	삼일자원	63 11.12.05.	김주곤	가야읍 함안대로 321		3,255	용도	생활폐기물	0												
										음식물류폐기물	0												
										사업장배출계	2											2	
		사업장	태종기업	68 12.04.30.	김은한	칠원면 삼칠로 131	586-7303	49	용도	생활폐기물	0												
										음식물류폐기물	0												
										사업장배출계	5			1				2				2	
		사업장	평산자원	87 13.07.05	김윤식	군북면 삼봉로 142	587-8870	0	용도	생활폐기물	0												
										음식물류폐기물	0												
										사업장배출계	3			2				1					
		사업장	삼부산업	89 13.08.02	조용민	칠북면 삼칠로 1993-1	587-7823	14,426	용도	생활폐기물	0												
										음식물류폐기물	0												
										사업장배출계	11			3				6	1			1	
		사업장	성원자원	102 13.11.12	신중호	칠서면 유성로 90-21		0	용도	생활폐기물	0												
										음식물류폐기물	0												
										사업장배출계	2			1								1	
		사업장	두원금속	103 13.12.09	하정훈	법수면 장백로 806-1	582-2449	0	용도	생활폐기물	0												
										음식물류폐기물	0												
										사업장배출계	2			2									
	창녕군계		6 업체					6,001	용도	생활폐기물	19	4	8	4	0	0	0	0	0	0	0	0	3
										음식물류폐기물	0	0	0	0	0	0	0	0	0	0	0	0	0
										사업장배출계	5	0	0	0	0	0	2	2	1	0	0	0	0
	창녕군	생활	㈜신영환경	제9호 (2001.5.8)	성은숙	부곡면 온천2길 42	521-0771	1,023	용도	생활폐기물	4	1	2										1
										음식물류폐기물	0												
										사업장배출계	0												
		생활	㈜창녕환경	제8호 (1998.12.30)	이종순	창녕읍 조산1길 65	533-7285	2,053	용도	생활폐기물	5	1	2	2									
										음식물류폐기물	0												
										사업장배출계	0												
		생활	(유)방산환경	제1호 (1999.3.13)	이용중	영산면 내천길 6	521-0550	1,305	용도	생활폐기물	6	1	2	2									1
										음식물류폐기물	0												
										사업장배출계	0												
		생활	제일산업㈜	제2호 (1993.3.27)	이낙중	영산면 사라1길 55	536-3436	1,621	용도	생활폐기물	4	1	2										1
										음식물류폐기물	0												
										사업장배출계	0												
		사업장	미래환경	제2008-2호 (2008.1.17)	홍양표	대지면 미락귀동길 46-18	343-8968	0	용도	생활폐기물	0												
										음식물류폐기물	0												
										사업장배출계	3						2		1				

구분		허가대상 폐기물	업체명	등록·관리번호 (승인·허가일)	대표자	소재지	전화번호	2013년 처리량 (톤/년)	수집·운반 차량 현황															
시도	시군구								총계 (대)			밀폐식 차량 (대)	운반용 압착·압축 차량(대)	기계식 상차장치 부착차량 (대)	수거·교반 차량(대)	발효 차량(대)	탱크 로리(대)	카고 트럭(대)	암롤 트럭(대)	컨테이너 트럭(대)	버켓 로더(대)	덤프 트럭(대)	기타(대)
경남	창녕군	사업장	신우철강자원	제2012-1호 (2012.2.8)	문용호	창녕읍 갈전1길 26	533-9531	0	용도	생활폐기물	0													
										음식물류폐기물	0													
										사업장배출계	2							2						
	고성군계		22 업체					23,708	용도	생활폐기물	4	1	0	1	0	0	0	1	1	0	0	0	0
										음식물류폐기물	4	4	0	0	0	0	0	0	0	0	0	0	0
										사업장배출계	58	0	0	13	0	0	2	22	3	0	0	18	0
	고성군	생활/사업장	고성환경㈜	제1호 (1999.12.09)	황도훈	고성읍 수남리 526-8	672-4491	489	용도	생활폐기물	0													
										음식물류폐기물	0													
										사업장배출계	3			1					1			1	
		생활/사업장	㈜그린환경	배출시설-2호, 사업장폐기물-19 (2003.11.12.) 2010.09.20	박재도	고성읍 이당리 290-2	674-7766	2,908	용도	생활폐기물	1								1				
										음식물류폐기물	1	1											
										사업장배출계	3			1				2					
		사업장	그린자원환경	제4호 (2004.10.30)	최설림	고성읍 교사리 837	674-1555	1,162	용도	생활폐기물	0												
										음식물류폐기물	0												
										사업장배출계	2			1				1					
		사업장	경남철재제2공장	배출시설-4 (2005.11.04)	황규수	고성읍 우산리 115-3	674-5028	0	용도	생활폐기물	0												
										음식물류폐기물	0												
										사업장배출계	4			2								2	
		사업장	㈜조은환경	배출시설-5 (2006.02.02)	임학택	하이면 봉현리 241-1	673-5028	0	용도	생활폐기물	0												
										음식물류폐기물	0												
										사업장배출계	4						2	1	1				
		사업장	㈜혜원	배출시설-6 (2008.06.05)	김갑명	하이면 덕호리 457-17	835-7223	442	용도	생활폐기물	0												
										음식물류폐기물	0												
										사업장배출계	2											2	
		사업장	고성자원	배출시설-8 (2008.06.20)	황한택	마암면 두호리 218	674-1360	0	용도	생활폐기물	0												
										음식물류폐기물	0												
										사업장배출계	3			2				1					
		사업장	한성개발㈜	사업장폐기물-18 (2010.07.27)	황치범	고성읍 동외리125-18	673-9713	9,886	용도	생활폐기물	0												
										음식물류폐기물	0												
										사업장배출계	3											3	
		사업장	대성자원환경	배출시설-7 (2008.05.29)	강장성	고성읍 무량리 131-18	672-9911	2,424	용도	생활폐기물	0												
										음식물류폐기물	0												
										사업장배출계	3							2	1				
		사업장	철마산성	배출시설-10 (2009.02.26)	이민식	동해면 장기리 285-7	672-0955	0	용도	생활폐기물	0												
										음식물류폐기물	0												
										사업장배출계	2							2					
		생활/사업장	세광자원환경	배출시설-11 (2008.10.20)	박성봉	고성읍 율대리764-1	674-9842	3,270	용도	생활폐기물	2	1		1									
										음식물류폐기물	0												
										사업장배출계	3			2				1					
		사업장	㈜토석산업개발	배출시설-13 (2010.02.16)	박재헌	하이면 덕호리472-1	835-3477	0	용도	생활폐기물	0												
										음식물류폐기물	0												
										사업장배출계	3											3	
		사업장	용성개발	배출시설-14 (2010.02.24)	박수용,김우성	하이면 덕호리559-1		0	용도	생활폐기물	0												
										음식물류폐기물	0												
										사업장배출계	2											2	
		사업장	민풍환경개발	사업장폐기물-17 (2010.06.30)	김태환	거류면 은월리4-1		518	용도	생활폐기물	0												
										음식물류폐기물	0												
										사업장배출계	2							1				1	
		사업장	태산자원환경	사업장폐기물-16 (2010.05.28)	이양숙	고성읍 우산리134-1	673-7463	0	용도	생활폐기물	0												
										음식물류폐기물	0												
										사업장배출계	2							2					
		사업장	경동자원환경	배출시설-12 (2009.10.15)	박건수	고성읍 율대리869-6	673-4771	0	용도	생활폐기물	0												
										음식물류폐기물	0												
										사업장배출계	2							2					
		생활/사업장	장백환경	15,20 2010.05.17 2011.01.05	이충국	고성읍 동외리 125-18	673-7570	1,529	용도	생활폐기물	1							1					
										음식물류폐기물	3	3											
										사업장배출계	2			1				1					

구분		허가대상 폐기물	업체명	등록·관리번호 (승인·허가일)	대표자	소재지	전화번호	2013년 처리량 (톤/년)	수집·운반 차량 현황														
시도	시군구								총계 (대)			밀폐식 차량 (대)	운반용 압착·압축 차량(대)	기계식 상차장치 부착차량 (대)	수거·교반 차량(대)	발효 차량(대)	탱크 로리(대)	카고 트럭(대)	암롤 트럭(대)	컨테이너 트럭(대)	버켓 로더(대)	덤프 트럭(대)	기타(대)
경남	고성군	사업장	㈜씨엔지고성지점	사업장폐기물-23 (2011.06.27)	이승환	고성읍 동외리91		120	용도	생활폐기물	0												
										음식물류폐기물	0												
										사업장배출계	5			2				3					
		사업장	연풍개발	사업장폐기물-21 (2011.06.27)	전재도	고성읍 이당리 294-1		0	용도	생활폐기물	0												
										음식물류폐기물	0												
										사업장배출계	2							1				1	
		사업장	해풍개발	사업장폐기물-22 (2011.06.27)	박종오	고성읍 이당리 294-1		0	용도	생활폐기물	0												
										음식물류폐기물	0												
										사업장배출계	2											2	
		사업장	한결 P&T	사업장폐기물-24 (2011.06.30)	김종우	고성읍 월평리 473-3	673-2928	0	용도	생활폐기물	0												
										음식물류폐기물	0												
										사업장배출계	2			1				1					
		사업장	대흥산업개발	사업장폐기물-25 (2011.07.19)	심경보	고성읍 우산리 190-25	649-9788	960	용도	생활폐기물	0												
										음식물류폐기물	0												
										사업장배출계	2							1				1	
	남해군계		5 업체					4,716	용도	생활폐기물	15	1	0	3	0	0	0	7	1	0	0	2	1
										음식물류폐기물	2	2	0	0	0	0	0	0	0	0	0	0	0
										사업장배출계	0	0	0	0	0	0	0	0	0	0	0	0	0
	남해군	생활	남해환경	1999-1 (99.12.28)	정효상	남해읍 남변리248-8	864-2825	2,339	용도	생활폐기물	5			1				3	1				
										음식물류폐기물	0												
										사업장배출계	0												
		생활	남해자원	2007-2 (2007.12.12)	최기환	남해읍 남변리104	864-5859	403	용도	생활폐기물	4			2				1					1
										음식물류폐기물	0												
										사업장배출계	0												
		생활	삼일환경	2009-1 (2009.7.16)	이봉숙	이동면 석평리725-2	862-8940	150	용도	생활폐기물	4							3				1	
										음식물류폐기물	0												
										사업장배출계	0												
		사업장	㈜브이앤이	2010-1 (2010.5.18)	서동선	남해읍 남변리138	864-7575	1,824	용도	생활폐기물	0												
										음식물류폐기물	2	2											
										사업장배출계	0												
		사업장	해울건업	2014.01 (2014.01.17)	추국진	설천면 강진로70번길 78		0	용도	생활폐기물	2	1										1	
										음식물류폐기물	0												
										사업장배출계	0												
	하동군계		13 업체					0	용도	생활폐기물	0	0	0	0	0	0	0	0	0	0	0	0	0
										음식물류폐기물	0	0	0	0	0	0	0	0	0	0	0	0	0
										사업장배출계	138	42	0	0	0	0	0	0	2	0	0	94	0
	하동군	사업장	㈜지더블유코리아	2001.06.04	정권수	고전면 농공단지길 5	055-884-7011	0	용도	생활폐기물	0												
										음식물류폐기물	0												
										사업장배출계	19	19											
		사업장	지산환경	2001.12.18	김종권 외 14	진교면 민다리길 15-18	055-883-5878	0	용도	생활폐기물	0												
										음식물류폐기물	0												
										사업장배출계	15											15	
		사업장	신기루산업㈜	2008.12.24	전재화	금성면 산업로 560	055-884-8112	0	용도	생활폐기물	0												
										음식물류폐기물	0												
										사업장배출계	4											4	
		사업장	신기루중기	2009.04.27	이종길 외 17	금성면 산업로 560	055-884-8112	0	용도	생활폐기물	0												
										음식물류폐기물	0												
										사업장배출계	23											23	
		사업장	㈜수레	2009.05.13	이기삼	금남면 섬진강대로 931	055-884-1803	0	용도	생활폐기물	0												
										음식물류폐기물	0												
										사업장배출계	23	23											
		사업장	명성중기	2011.02.28	황순덕 외 33	금성면 서근목길 16-8		0	용도	생활폐기물	0												
										음식물류폐기물	0												
										사업장배출계	37											37	
		사업장	㈜명성산업개발	2012.05.11	황순덕	금성면 고포마을길 97	055-882-5038	0	용도	생활폐기물	0												
										음식물류폐기물	0												
										사업장배출계	3											3	

구분		허가대상 폐기물	업체명	등록·관리번호 (승인·허가일)	대표자	소재지	전화번호	2013년 처리량 (톤/년)	수집·운반 차량 현황															
시도	시군구								총계 (대)			밀폐식 차량 (대)	운반용 압착·압축 차량(대)	기계식 상차장치 부착차량 (대)	수거·교반 차량(대)	발효 차량(대)	탱크 로리(대)	카고 트럭(대)	암롤 트럭(대)	컨테이너 트럭(대)	버켓 로더(대)	덤프 트럭(대)	기타(대)
경남	하동군	사업장	㈜에코엔지니어링	2012.11.02	김기식,박민주	금남면 경제산업로 61	055-884-2292	0	용도	생활폐기물	0													
										음식물류폐기물	0													
										사업장배출계	2											2		
		사업장	에코탑성㈜	2012.10.25	김금례	금남면 섬진강대로 971	055-882-7179	0	용도	생활폐기물	0													
										음식물류폐기물	0													
										사업장배출계	2								2					
		사업장	현대상운건설㈜	2012.10.25	한혁선	금남면 섬진강대로 671	055-883-1031	0	용도	생활폐기물	0													
										음식물류폐기물	0													
										사업장배출계	2											2		
		사업장	㈜범사산업	2013.02.12	김성현	하동군 금성면 산업로 580-24	055-884-8112	0	용도	생활폐기물	0													
										음식물류폐기물	0													
										사업장배출계	3											3		
		사업장	범사중기	2013.02.12	김성현	하동군 금성면 산업로 580-24	055-884-8112	0	용도	생활폐기물	0													
										음식물류폐기물	0													
										사업장배출계	3											3		
		사업장	㈜대현엔지니어링	2013.12.23	이정길,김정무	하동읍 중앙로 49	055-882-6345	0	용도	생활폐기물	0													
										음식물류폐기물	0													
										사업장배출계	2											2		
	함양군계		1 업체					0	용도	생활폐기물	0	0	0	0	0	0	0	0	0	0	0	0	0
										음식물류폐기물	0	0	0	0	0	0	0	0	0	0	0	0	0
										사업장배출계	2	0	0	1	0	0	0	0	0	0	0	1	0
	함양군	사업장	삼보기업	2009-1 (2009.06.16)	강성만	안의면 황곡리 441-3	055-962-7779	0	용도	생활폐기물	0													
										음식물류폐기물	0													
										사업장배출계	2			1								1		
	거창군계		8 업체					61,080	용도	생활폐기물	28	0	6	0	0	0	1	8	2	0	0	0	11
										음식물류폐기물	4	0	1	0	3	0	0	0	0	0	0	0	0
										사업장배출계	17	0	0	0	0	0	0	0	0	0	0	17	0
	거창군	생활	희봉위생공사	1996-1 (1996.05.10)	강충학	거창읍 양평리 1239-50	055-942-7755	15,813	용도	생활폐기물	28		6				1	8	2				11
										음식물류폐기물	4		1		3								
										사업장배출계	0												
		사업장	석민개발	2009-2 (2009.07.07)	유석민	거창읍 대동리 144-3	055-945-3081	0	용도	생활폐기물	0													
										음식물류폐기물	0													
										사업장배출계	2											2		
		사업장	성운환경석재	2010-1 (2010.05.07)	유연형	마리면 하고리 80-1	055-943-3050	45,267	용도	생활폐기물	0													
										음식물류폐기물	0													
										사업장배출계	5											5		
		사업장	고구려환경	2012-2 (2012.05.08)	신용포	거창읍 대동리 686-23	055-945-0381	0	용도	생활폐기물	0													
										음식물류폐기물	0													
										사업장배출계	2											2		
		사업장	여산석재환경	2012-4 (2012.09.05)	송하태	위천면 남산리 105-20	055-944-8915	0	용도	생활폐기물	0													
										음식물류폐기물	0													
										사업장배출계	2											2		
		사업장	거창석재환경	2012-4 (2012.09.05)	송하태	위천면 남산리 105-20	055-944-8915	0	용도	생활폐기물	0													
										음식물류폐기물	0													
										사업장배출계	2											2		
		사업장	모동전석환경	2012-4 (2012.09.05)	송하태	위천면 남산리 105-20	055-944-8915	0	용도	생활폐기물	0													
										음식물류폐기물	0													
										사업장배출계	2											2		
		사업장	동양석재환경	2012-4 (2012.09.05)	송하태	위천면 남산리 105-20	055-944-8915	0	용도	생활폐기물	0													
										음식물류폐기물	0													
										사업장배출계	2											2		
제주	소계		36 업체					83,626	용도	총계	133	15	15	19	0	0	0	53	21	3	0	7	0
										생활폐기물	98	11	15	10	0	0	0	44	13	0	0	5	0
										음식물류폐기물	6	0	0	5	0	0	0	1	0	0	0	0	0
										사업장배출계	29	4	0	4	0	0	0	8	8	3	0	2	0
	제주시계		28 업체					72,272	용도	생활폐기물	86	11	9	9	0	0	0	42	13	0	0	2	0
										음식물류폐기물	0	0	0	0	0	0	0	0	0	0	0	0	0
										사업장배출계	17	0	0	3	0	0	0	4	6	3	0	1	0

구분		허가대상 폐기물	업체명	등록·관리번호 (승인·허가일)	대표자	소재지	전화번호	2013년 처리량 (톤/년)	수집·운반 차량 현황														
시도	시군구								총계 (대)			밀폐식 차량 (대)	운반용 압착·압축 차량(대)	기계식 상차장치 부착차량 (대)	수거·교반 차량(대)	발효 차량(대)	탱크 로리(대)	카고 트럭(대)	암롤 트럭(대)	컨테이너 트럭(대)	버켓 로더(대)	덤프 트럭(대)	기타(대)
제주	제주시	사업장	㈜다다오환경	제2010-1호 (2010.04.05)	부광환	도남동 75-4 3층	755-2828	765	용도	생활폐기물	0												
										음식물류폐기물	0												
										사업장배출계	3							2	1				
		사업장	㈜대주환경자원	제2010-3호 (2010.07.07)	전춘추	화북2동 3119-1	722-8232	2,483	용도	생활폐기물	0												
										음식물류폐기물	0												
										사업장배출계	3			1					1	1			
		사업장	㈜경기종합건설 관리용역	제2011-1호 (2011.04.25)	정회택	도련일동 1935-1	753-7793	0	용도	생활폐기물	0												
										음식물류폐기물	0												
										사업장배출계	2			1					1				
		사업장	제주환경산업	제2012-15호 (2012.11.06)	김대성	화북이동 2388-2	702-3322	4,550	용도	생활폐기물	0												
										음식물류폐기물	0												
										사업장배출계	2									2			
		사업장	제부항공해운㈜	제2012-11호 (2012.12.03)	조삼제	건입동 908-9	758-5198	1,443	용도	생활폐기물	0												
										음식물류폐기물	0												
										사업장배출계	2			1								1	
		사업장	농업회사업인 새별오름합자회사	제1999-1호 (1999.12.13)	신현덕	애월읍 봉성리 222-29	796-7274	1,637	용도	생활폐기물	0												
										음식물류폐기물	0												
										사업장배출계	2								2				
		사업장	삼다비료㈜	제2001-1호 (2002.11.21)	양영천	한림읍 금악리 산 52-5	796-9116	16,240	용도	생활폐기물	0												
										음식물류폐기물	0												
										사업장배출계	3							2	1				
		생활	제주환경산업	제2002-2호 (2002.06.18)	김대성	화북1동 2140	702-3322	2,784	용도	생활폐기물	4		2	1					1				
										음식물류폐기물	0												
										사업장배출계	0												
		생활	(주)청정환경	제6호 (2002.12.28)	김창업	회천동 3186	723-7573	277	용도	생활폐기물	4		1	1				2					
										음식물류폐기물	0												
										사업장배출계	0												
		생활	푸른환경㈜	제7호 (2004.01.29)	이승진	노형동 2328-1	755-2828	5,022	용도	생활폐기물	7		2	1				2	2				
										음식물류폐기물	0												
										사업장배출계	0												
		생활	㈜대주환경자원	제11호 (2005.01.10)	전춘추	화북2동 3119-1	722-8232	1,334	용도	생활폐기물	5	1		1				1	1			1	
										음식물류폐기물	0												
										사업장배출계	0												
		생활	태산환경	제9호 (2004.12.21)	한석능	해안동 2118-4		0	용도	생활폐기물	2								1			1	
										음식물류폐기물	0												
										사업장배출계	0												
		생활	㈜다다오환경	제2006-33호 (2006.05.26)	부광환	도남동 75-4 3층	755-2828	3,095	용도	생활폐기물	4	1	1					2					
										음식물류폐기물	0												
										사업장배출계	0												
		생활	한라운송	제2007-1호 (2007.07.23)	박동주외1인	도련1동 2574-1 2층	755-2500	0	용도	생활폐기물	2	1						1					
										음식물류폐기물	0												
										사업장배출계	0												
		생활	㈜한길자원	제2007-4호 (2007.11.27)	양연호	화북1동 2024-1	725-0028	0	용도	생활폐기물	3			1					2				
										음식물류폐기물	0												
										사업장배출계	0												
		생활	한수풀환경산업㈜	제2009-2호 (2009.05.28)	양미경	한림읍 상대리 3522	796-9055	1,574	용도	생활폐기물	11		2	1				7	1				
										음식물류폐기물	0												
										사업장배출계	0												
		생활	신아유지	제2009-4호 (2009.11.09)	박귀웅	이도1동 1249-12 2층	702-0511	3,041	용도	생활폐기물	4	1						3					
										음식물류폐기물	0												
										사업장배출계	0												
		생활	쌍용통운	제2010-2호 (2010.05.03)	고영철	삼도2동 801-7	725-8714	18,701	용도	생활폐기물	5							3	2				
										음식물류폐기물	0												
										사업장배출계	0												
		생활	제주어류양식 수산업협동조합	제2010-4호 (2010.08.05)	양용웅	한림읍 상대리 1994	796-7074	6,928	용도	생활폐기물	4	4											
										음식물류폐기물	0												
										사업장배출계	0												

구분		허가대상 폐기물	업체명	등록·관리번호 (승인·허가일)	대표자	소재지	전화번호	2013년 처리량 (톤/년)	수집·운반 차량 현황															
시도	시군구								총계 (대)			밀폐식 차량 (대)	운반용 압착·압축 차량(대)	기계식 상차장치 부착차량 (대)	수거·교반 차량(대)	발효 차량(대)	탱크 로리(대)	카고 트럭(대)	암롤 트럭(대)	컨테이너 트럭(대)	버켓 로더(대)	덤프 트럭(대)	기타(대)
제주	제주시	생활	씨제이대한통운㈜	제2010-5호 (2010.08.05)	이채욱, 손관수	오라3동 3732	758-1426	0	용도	생활폐기물	13							13					
										음식물류폐기물	0												
										사업장배출계	0												
		생활	유성자원	제2011-2호 (2011.09.07)	강경선	화북1동 3782-1	723-0227	104	용도	생활폐기물	2			1					1				
										음식물류폐기물	0												
										사업장배출계	0												
		생활	재준유통	제2011-3호 (2011.10.11)	지재준	이도1동 1249-14 2층		0	용도	생활폐기물	2	1						1					
										음식물류폐기물	0												
										사업장배출계	0												
		생활	초원유통	제2012-1호 (2012.02.09)	현미선	제주시 노형동 686-1 뜨레모아5차 b동 304호		1,210	용도	생활폐기물	2	1						1					
										음식물류폐기물	0												
										사업장배출계	0												
		생활	미래환경	제2012-3호 (2012.04.09)	이광훈	도련6길 59	721-3301	341	용도	생활폐기물	4		1					3					
										음식물류폐기물	0												
										사업장배출계	0												
		생활	대명건설㈜	제2013-3호 (2013.03.18)	고태관	제주시 연삼로 331	726-0166	680	용도	생활폐기물	2	1						1					
										음식물류폐기물	0												
										사업장배출계	0												
		생활	재향군인회 한림사업소	제2013-4호 (제2013.05.24)	백계숙	제주시 한림읍 옹포남2길10	796-0521	0	용도	생활폐기물	2			1					1				
										음식물류폐기물	0												
										사업장배출계	0												
		생활	서부자원	제2013-5호 (제2013.08.07)	양영순	제주시 월산북길 13-3	743-4161	51	용도	생활폐기물	2							1	1				
										음식물류폐기물	0												
										사업장배출계	0												
		생활	㈜메디클린	제2013-6호 (제2013.11.25)	현석만	제주시 해안마을북길 33	711-8272	11	용도	생활폐기물	2			1				1					
										음식물류폐기물	0												
										사업장배출계	0												
	서귀포시계		8 업체					11,354	용도	생활폐기물	12	0	6	1	0	0	0	2	0	0	0	3	0
										음식물류폐기물	6	0	0	5	0	0	0	1	0	0	0	0	0
										사업장배출계	12	4	0	1	0	0	0	4	2	0	0	1	0
	서귀포시	생활/사업장	서귀용역	생활-1 (1993.3.3)	김동림	일주서로135번길 4(강정동)	064-733-3651	7,048	용도	생활폐기물	7		3					2				2	
										음식물류폐기물	2			2									
										사업장배출계	0												
		생활/사업장	환경제주영농 조합법인	생활-2 (1999.9.28)	현병태	서홍로69번길 131(서홍동)	064-763-8440	3,084	용도	생활폐기물	3		3										
										음식물류폐기물	4			3				1					
										사업장배출계	0												
		사업장	서부환경개발공사	생활계-3 (1999.6.24)	김재권	신영로36번길 69-11(대정읍)	064-792-4989	0	용도	생활폐기물	2			1								1	
										음식물류폐기물	0												
										사업장배출계	0												
		사업장	칠십리자원	생활계-8 (2007.8.8)	김진혁	일주서로176번길 9(강정동)	064-739-0805	500	용도	생활폐기물	0												
										음식물류폐기물	0												
										사업장배출계	2			1					1				
		사업장	남해상사	배출-1 (1995.12.29)	최종수	일주동로 5419(성산읍)	064-787-3501	600	용도	생활폐기물	0												
										음식물류폐기물	0												
										사업장배출계	4							4					
		생활/사업장	한신유지	2012-생활1 2012.2.15	김남규,김완석	서귀포시 동홍중앙로66번길 14-7 1층	064-758-1119		용도	생활폐기물	0												
										음식물류폐기물	0												
										사업장배출계	2	2											
		사업장	대신개발	배출-3 (2009.8.28)	오인화	중정로 12-4(서귀동)	064-762-7800	122	용도	생활폐기물	0												
										음식물류폐기물	0												
										사업장배출계	2								1			1	
		사업장	한결유통	2011-3 (2011.11.24)	김호현	천제연로213번길 14(중문동)		0	용도	생활폐기물	0												
										음식물류폐기물	0												
										사업장배출계	2	2											

8. 폐기물 처리업 현황

나. 수집·운반업체(건설폐기물)

구 분		업 체 명	대표자	소 재 지	전화번호	차량(대)	2013년 수집·운반량(톤)
시도	시군구						
전국	합계	1,495 업체				13,769	66,443,199
서울	소계	136 업체				2,273	3,558,322
	중구	대양	조영배외16인	서울특별시 중구 오장동 90-20	02-2266-2525	17	2,992
		씨제이대한통운(주)	이채욱, 손관수	서울특별시 중구 서소문동 58-12	02-3782-0177	11	58,423
	용산구	대청환경상사	김관희	서울특별시 용산구 이촌동 1-7번지	02-704-1610	15	3,975
		한남건설폐기물	석병식	서울특별시 용산구 이태원동 137번지42호	02-794-7000	11	180
	성동구	(주)대아이디아이	신은식	서울특별시 성동구 용답동 235-2 금풍빌딩 305호	02-2217-3566	21	172,245
		(주)도성개발	박진영	서울특별시 성동구 송정동 73번지 37호	02-2213-0045	16	162,984
		(주)제일이디아이	남명희	서울특별시 성동구 용답동 235-10 승산빌딩 802호	02-909-6108	6	46,411
		만강건설(주)	송창석	서울특별시 성동구 천호대로 438 (용답동, 7층)	02-2217-0006	19	122,147
		성원이앤아이(주)(건설)	남진우	서울특별시 성동구 용답동 자동차시장1길 승산빌딩 801호	02-466-2371	15	63,114
	광진구	(주)백산이앤티건설-운반	조선영	서울특별시 광진구 광장동 127-2리버힐오피스텔406호	02-453-4011	5	19,402
		(주)티에스환경	이윤호	서울특별시 광진구 아차산로 375 구의동,크레신타워3비101(312호)	02-408-9749	5	21,710
		진성그린건설	박민선	서울특별시 광진구 중곡동 천호대로 101길 21 (1층,중곡동)	02-467-4999	6	
	동대문구	(주)대성해체산업	송영남	서울특별시 동대문구 답십리동 산 2-133 2층	02-2248-3888	19	18,644
		(주)하경열씨	곽봉기	서울특별시 동대문구 사가정로23가길 51 (장안동, 미도빌라3동 203호)	02-2217-1590	5	13,854
		부림건설기계	강대연	서울특별시 동대문구 답십리동 465-137 3층	02-2214-7396	1	150
		서울환경	양성희	서울특별시 동대문구 전농동 497-58	02-2662-2383	11	70,070
		우성개발	윤훈식	서울특별시 동대문구 장한로14길 81 레미안상가 105호	02-3394-8966	5	21,609
		장원건설기계	최영환외23	서울특별시 동대문구 답십리3동 465-55	02-2217-5022	0	
	중랑구	(공동대표)해광중기	김은엽	서울특별시 중랑구 상봉2동 128-10 SG타워 1004호	02-435-6080	45	5,383
		(주)디엘이앤에스	한성섭	서울특별시 중랑구 동일로136나길 33 , 102(중화동)	02-432-7591	5	23,186
		(주)상익공영	노승희	서울특별시 중랑구 면목2동 132-1번지	02-433-6112	14	35,172
		(주)제일이엔티	정인주	서울특별시 중랑구 상봉동 128-10 에스지타워 1004호	02-909-6101	5	28,238
		남부이엔티(주)	이격	서울특별시 중랑구 중화동 23-1 10호	02-6403-7895	5	53,521
		남양건기	최만석	서울특별시 중랑구 묵동 174-4 4층 남양건기	02-978-7655	14	
		동광건설기계	김철기	서울특별시 중랑구 신내동 650 신내@612-707	02-930-2609	15	37,728
		용마산건설	김태영	서울특별시 중랑구 용마산로 194 (면목동,용마산타워201)	02-2208-7474	253	
		용마산건설중기(1)	김석기외7명	서울특별시 중랑구 면목4동 379-35	02-2209-0451	8	1,988
		진아중기	장용중	서울특별시 중랑구 용마산로 194 (면목동,용마산타워201호)	02-2208-3355	6	
		해윤개발(주)	홍점표	서울특별시 중랑구 중화동 23-1 1층 103호	02-493-3735	5	11,857
	성북구	(주)오성디엔이	이두희	서울특별시 성북구 동선동2가 120번지 패션빌딩 302호	02-924-2212	7	2,535
		(주)청수	이선녀	서울특별시 성북구 석관동 58번지 273호	02-963-6080	3	867
		삼흥환경(주)	채만석	서울특별시 성북구 하월곡동 67-25	02-941-2170	5	4,457
	강북구	(주)씨와이환경	김 희 정	서울특별시 강북구 수유동 삼각산로 94 (수유동) 391-197 (2층 201호)	02-903-6661	5	13,303
		대림덤프	곽영화외22인	서울특별시 강북구 수유1동 491-31	02-985-1122	30	
		삼삼중기(주)	민병율	서울특별시 강북구 수유동 178-19	02-997-0071	5	
		삼원중기(주)	민병율	서울특별시 강북구 수유동 178-19	02-997-0071	31	
		정평중기(주)	정장환	서울특별시 강북구 수유2동 183-1 원남빌딩 204호	02-902-6605	6	
		주식회사동성	임철후	서울특별시 강북구 번동 113-1	02-980-2498	5	24
		청호디앤씨(주)	김용두	서울특별시 강북구 미아동 310-44	02-980-3210	5	
	도봉구	(주)경명이앤씨	홍 형 우	서울특별시 도봉구 도봉로169나길 6 (도봉동)4층 5호	02-703-3495	5	743
		(주)신잔토환경	박종혁	서울특별시 도봉구 창동 797	02-995-4199	10	38,452
		(주)해남건업	박정숙	서울특별시 도봉구 방학동 695-8 방학프라자2층 205-2	02-956-1182	7	2,535
		도원환경(주)	박종모	서울특별시 도봉구 도봉2동 631-25	02-3491-0161	10	6,254
		썬에코텍(주)	최영열	서울특별시 도봉구 방학동 719-2 렉시온928호	02-954-5800	5	4,641
		원길산업개발 주식회사	한유석	서울특별시 도봉구 도봉로 905 307(한영빌딩, 도봉구)	02-3491-8288	7	4,289
		유비럭스주식회사	김영근	서울특별시 도봉구 쌍문동 69-36 5층 502호	02)991-1620	5	3,157
	노원구	(주)삼보ENT	김완기	서울특별시 노원구 상계동 1267번지 파르코오피스텔 1509호	02-930-2608	15	73,253
		(주)삼보환경	한흥순	서울특별시 노원구 상계동 1267 파르코오피스텔 1129호	02-930-2602	15	32,418
		(주)상우이디아이	최영희	서울특별시 노원구 상계동 1142-5 씨에스빌딩3층	02-3401-0405	5	19,830
		(주)에스제이티	강은숙	서울특별시 노원구 상계동 1267 토마토파르코 오피스텔813	02-995-4199	5	47,639

구 분		업 체 명	대표자	소 재 지	전화번호	차량(대)	2013년 수집·운반량(톤)
시도	시군구						
서울	노원구	(주)창현엘씨엠	이상기	서울특별시 노원구 공릉동 568-24,206호	02-3296-5457	5	2,722
		(주)현승이앤씨	박승찬	서울특별시 노원구 하계동 276-6 유토피아빌딩 304	02-979-5682	6	8,422
		제이트랜스(주)	강다율	서울특별시 노원구 공릉동 섬밭로 4 (공릉동, 2층)	02-457-7564	6	2,675
		지준	김영미	서울특별시 노원구 공릉동 684-15 2층 202호	02-997-7564	6	12,186
	은평구	(주)대길공영	김문회, 김구회	서울특별시 은평구 연서로 161 303호 (갈현동,은평비와이씨빌딩)	02-357-6767	5	53
		(주)명한종합환경	김정훈	서울특별시 은평구 수색동 72-13	02-376-5553	28	96,535
		(주)삼원티엘에스	홍서연	서울특별시 은평구 가좌로7나길 18 (응암동, 102호)	02-438-1172	5	26,749
		문화경기(주)	권혁진	서울특별시 은평구 역촌동 연서로 30-1,802(지영빌딩)	031-941-9425	14	35,180
		주식회사 석장골재중기	김옥진	서울특별시 은평구 응암동 697-12 지층	02-356-5354	5	2,565
	서대문구	(주)동우환경	김성수	서울특별시 서대문구 남가좌동 344-20	02-303-5864	8	10,225
		(주)보운환경	안영자	서울특별시 서대문구 북가좌동 313-17	02-302-5573	9	44,875
		예천환경산업(주)	황옥순	서울특별시 서대문구 북가좌동 351-2 301호	02-373-6667	5	37,670
	마포구	센트로건설(주) (운반)	이정훈	서울특별시 마포구 만리재로 14 (2302호공덕동,르네상스타워빌딩)	02-701-6046	5	4,366
		우리이엔브이(주)	황재연	서울특별시 마포구 성산동 86-4 충영빌딩 103호	070-4015-5888	8	16,909
	양천구	동서환경개발	박정숙	서울특별시 양천구 신정동 911-2 306호	02-2642-7211	14	16,539
		연우환경개발(주)	정연우	서울특별시 양천구 목동 907-10 목동현대파리지앙 1325호	02-2643-0411	255	12,811
		으뜸환경(주)	안욱	서울특별시 양천구 신월동 991-2 동도프라자401호	02-2608-5763	12	3,601
		태성용아개발(주)	윤영석	서울특별시 양천구 지양로 32 (신월동, 동도프라자 402호)	02-3461-9977	11	18,931
		태양에스씨엠	김옥분외	서울특별시 양천구 신월동 151-2	02-2604-4950	7	
	강서구	(주)강서공영	이종현	서울특별시 강서구 방화동 금낭화로26가길152-140	02-2661-3588	20	88,783
		(주)대성에코 운반	이종근	서울특별시 강서구 초원로 43 (방화동,진성빌딩 401호)	02-2245-0072	6	18,132
		(주)대한환경	장동기	서울특별시 강서구 개화동 326-1외 1필지	02-3664-8800	40	115,335
		(주)대흥에코	이병호	서울특별시 강서구 금낭화로26가길 152-126 (개화동)	02-974-1861	15	74,287
		(주)력키환경건설	황영웅	서울특별시 강서구 방화동 36-8	02-3664-8800	35	194,859
		(주)미래상운	윤효영	서울특별시 강서구 화곡본동 61-77 스카이뷰 301호	031-945-7252	5	4,687
		(주)삼양이앤디	김상희	서울특별시 강서구 공항대로 69 , 2층(공항동,(주)케이티공항지사)	02-2666-9915	18	92,329
		(주)인광씨앤티	김형진	서울특별시 강서구 방화동 487-14 유진빌딩201호	02-3663-1101	16	82,712
		(주)정인산업	이명노	서울특별시 강서구 방화동 양천로6길 37	032-561-1203	25	20,101
		(주)하늘환경기업	김종호	서울특별시 강서구 방화동 오피앙오피스텔 830번지 1동 621호	02-2661-2886	5	2,453
		가양산업개발(주)	서정심	서울특별시 강서구 등촌동 681-3 효성오피스텔1112호	02-3661-5222	7	682
		대운환경(주)	변상남	서울특별시 강서구 개화동 324	02-2663-5746	8	17,514
		대흥화이트개발(주)	장순천	서울특별시 강서구 외발산동 392-1	02-2661-9395	17	12,126
		서울N.E.T(주)	안성효	서울특별시 강서구 개화동 319-7	02-2666-2201	12	673
		전원개발	전원기외 6	서울특별시 강서구 방화1동 249	02-338-3005	6	0
		청도환경(주)	김충연	서울특별시 강서구 방화동 33,34	02-2665-7795	29	120,110
		청한산업개발(주)	서종근	서울특별시 강서구 염창동 274-18 3층	031-355-4122	5	33,313
		협신자원(주)	오원석	서울특별시 강서구 외발산동 392-1	02-2662-5811	24	45,250
	구로구	(주)유진개발	현광복	서울특별시 구로구 오류로 86 동선오피스텔 211호 (오류동)	02-2614-8400	9	119,519
		광일에스앤에스(주)	정윤석	서울특별시 구로구 신도림동 400-1금강리빙스텔522	02-2637-0482	6	83,010
		다우개발(주)	위숙경	서울특별시 구로구 중앙로1길 42 5호 (고척동,일이삼전자타운 1동)	031-357-1484	12	13,365
		디더블유기업(주)	김이은	서울특별시 구로구 중앙로1길 42 (고척동,일이삼전자타운 1동 2층 6호	031-357-1484	14	6,002
		목화산업(주)	김일수	서울특별시 구로구 고척동 337 한일유엔 107-1102	031-866-2477	3	23,284
		성도건설산업(주)	도문길	서울특별시 구로구 고척동 103-10, 103-4 나동 사열 274	02-783-8890	11	61,868
		영복청양중기	김영덕외 87명	서울특별시 구로구 고척동 159-7 2층	02-2625-0652	89	21,961
		유진그린환경(주)	안현주	서울특별시 구로구 오류동 77-1 대일빌딩 307호	02-2066-4670	7	
	금천구	(주)벽성그린산업	황윤남	서울특별시 금천구 시흥3동 675-8	02-896-5599	8	23,640
		(주)좋은세상과환경	김석영	서울특별시 금천구 시흥동 984번지 시흥유통센터 3동 348호	02-802-9301	16	17,235
		다우이엔씨(주)	김경남	서울특별시 금천구 시흥동 984 유통센터 29동 217호	031-357-1484	15	19,770
		태성기초산업(주)	윤영춘	서울특별시 금천구 시흥동 675-10	02-2608-8774	15	108,208
		한일환경개발(주)	안욱	서울특별시 금천구 가산동 535번지 7호	02-851-2441	15	4,804
	영등포구	(주)스마트 산업개발	신교남	서울특별시 영등포구 문래동5가 대륭빌딩 415호	02-2631-0100	5	
		나우건설기계	김상진	서울특별시 영등포구 버드나루로 41 (영등포동2가)	02-2672-6194	13	
		창조중기	장성대외	서울특별시 영등포구 영등포동2가 94-29	(02)2631-0452	26	
	동작구	(주)삼성티엘에스	양승철.백지웅	서울특별시 동작구 신대방1가길 38 106-1601호 (신대방동,동작상떼빌)	02-825-9009	5	19,530
		(주)삼정이앤티	이수경	서울특별시 동작구 신대방1가길 38 105동 210호 (신대방동,동작상떼빌)	02-832-9800	8	115,775
		남부건설폐기물 수집운반업	박인철	서울특별시 동작구 상도로53길 8 316동201호		5	69

구 분		업 체 명	대표자	소 재 지	전화번호	차량(대)	2013년 수집·운반량(톤)
시도	시군구						
서울	동작구	삼일건설폐기물수집운반업	한상호	서울특별시 동작구 상도4동 355-8		14	78
		아이넷환경(주)	박행단	서울특별시 동작구 사당로23길 46 (사당동,3층)	02-521-4587	5	10,617
		역전환경	박창국	서울특별시 동작구 상도2동 29-5번지		7	125
		용운환경(주)	박승민	서울특별시 동작구 신대방동 361번지 8호 2층	02-836-6097	21	18,038
		태우토건(주)	김봉철	서울특별시 동작구 사당3동 220-164	02-3481-6551	11	1,178
		통일건설폐기물수집운반업	최석준	서울특별시 동작구 상도2동 175-1호		107	105
	관악구	(주)녹색사람들	채복희	서울특별시 관악구 봉천동 1592-9 동산빌딩3층 2	02-857-5100	16	30,098
		청한환경개발(주)	서종근	서울특별시 관악구 남현동 산 99-4	36636171(0313554122)	5	469
	서초구	(주)페트라환경	선미현	서울특별시 서초구 양재동 178-3, 178-6 (주)페트라환경	02-561-1300	5	3,102
		명천건기	조철민외5인	서울특별시 서초구 서초동 1588-7 석탑오피스텔501	02-525-4466	5	5
		파크중기	전성웅외5	서울특별시 서초구 서초3동 1588-1신성오피스텔1203	02-523-5060	6	8,644
	강남구	강남그린산업개발(주)	오현승	서울특별시 강남구 세곡동 12-1	02-565-4410	6	17,584
	송파구	(주)대원	강흥구,김진우	서울특별시 송파구 올림픽로 493 ,8층 (풍납동, 대원 N빌딩)	02-6270-0505	17	114,613
		(주)덕호중기	김영자 외 4인	서울특별시 송파구 가락2동 185-5 관음빌딩 2층	02-407-2331	6	14
		(주)지구환경	김영현	서울특별시 송파구 마천동 159번지 201호	02-443-3280	6	741
		(주)청석공영	정장선	서울특별시 송파구 잠실동 196 제8층 907호	02-2203-1477	32	28
		금녕산업개발(주)	오필수	서울특별시 송파구 장지동 744-18번지	02-3411-5001	8	117,943
		범성중기	강의식	서울특별시 송파구 삼전동 38-6 원형빌딩 지하1층	02-423-1636	0	
		삼천통운	지영대	서울특별시 송파구 송파1동 31-2번지 현대레이크빌1층110호	02-2202-3307	6	50
		세림중기	최황록	서울특별시 송파구 방이동 154해동빌딩301호	02-424-8744	39	
		신풍건기	이문범외19	서울특별시 송파구 송파동 147-1 창호 빌딩 202호	02-3462-0123	12	15
		일성중기	김재산외31인	서울특별시 송파구 방이동 124	02-420-6550	0	
		전국건설기계	송태일	서울특별시 송파구 문정동 98번지 2층 전국건설기계	02-408-5080	0	
		제세중기	임재호35인	서울특별시 송파구 오금동 88-9 프라임빌딩 2층	02407-6250	36	
		토암환경(주)	윤영수	서울특별시 송파구 문정동 87-18 1층	070-8823-9343	5	13,244
		하늘환경	한정애	서울특별시 송파구 문정동 70-8 505호	02-443-6999	6	17,792
	강동구	(주)선사산업개발	김성희	서울특별시 강동구 천호동 136-1 제일아파트상가2층	02-473-1173	15	29,429
		서일건기	송재훈외50인	서울특별시 강동구 성내1동 434-10 광명빌딩 502호	02-483-1953	57	
		수성건기	이정희	서울특별시 강동구 성내1동 434-10	02-479-1340	40	427
		천마산업개발	최영규	서울특별시 강동구 성내1동 545-12	02-476-4151	37	10,206
부산	소계	121 업체				621	2,922,021
	서구	대신개발	이영수	부산광역시 서구 동대신동3가 85-8번지21원룸16차101호	051-245-6560	4	81
		동일환경산업	김영권	부산광역시 서구 동대신동1가 16-401	051-242-5819	8	3,816
	영도구	(주)늘푸른환경	원성남	부산광역시 영도구 청학동 1-15번지	051-418-0300	3	23,248
		(주)영도에스엔에스	정화경	부산광역시 영도구 청학동 1-145	051-415-6948	3	
		남일환경산업	남정의	부산광역시 영도구 청학2동 1-54번지	051-403-6677	7	109,824
		남해환경	김희권	부산광역시 영도구 동삼동 216-1	051-403-6595	3	
		대교산업개발	전재원	부산광역시 영도구 동삼동 201-16번지 동현주유소2층	051-418-5200	3	
		부영산업	양호준	부산광역시 영도구 청학동 1-99	051-416-9982	6	12
		화성환경	노홍식	부산광역시 영도구 청학로 29-7 (청학동) 화성환경	051-412-4343	3	
	부산진구	(주)정주환경	박경엽	부산광역시 부산진구 전포동 330-1247.1248	051-818-5599	9	3,960
		(주)창도환경	박춘생	부산광역시 부산진구 동평로 229 2층(연지동,정동빌딩)	051-818-8677	5	21,389
		무성환경	황해정	부산광역시 부산진구 양정동 458-5 현대프라자 604	051-866-7566	3	14,339
		백양환경(주)	설원식	부산광역시 부산진구 개금동 95번지	051-892-5800	6	3,747
	동래구	(주)금광환경	김형준	부산광역시 동래구 복천동 286-6	051-291-4322	3	6,962
		동래환경산업	송은영	부산광역시 동래구 명장동 574-8	051-526-7707	3	1,182
		운종기업	강미숙	부산광역시 동래구 수안동 41-14	051-555-6943	5	4,297
		한울개발	송경수	부산광역시 동래구 안락동 581-14	051-527-4123	4	31
		홍인환경산업	김대용	부산광역시 동래구 수안동 41-13번지	051-555-4401	5	795
		흥한환경개발(주)	박점호	부산광역시 동래구 온천3동 1446-81 효창오피스텔708호	051-973-2504	4	
	남구	(주)청룡산업	유수의	부산광역시 남구 대연3동 239번지	051-802-4343	5	1,085
		거창기업	김묘념.정문균	부산광역시 남구 문현4동 1219-1	051-645-8866	5	124
		현대덤프	김달술 외7	부산광역시 남구 대연동 251	051-623-6001	8	198
		황령기업	서경덕	부산광역시 남구 대연3동 238-29	051-628-5040	3	3,823
	북구	(주)동방개발	김지화	부산광역시 북구 금곡대로 166 401동703호(화명동,롯데카이져)	051-337-2340	3	840
		거창환경산업(주)	이교현	부산광역시 북구 구포3동 거창환경산업(주)	051-337-5234	3	207

구 분		업 체 명	대표자	소 재 지	전화번호	차량(대)	2013년 수집·운반량(톤)
시도	시군구						
부산	북구	더조은환경	손 순 용	부산광역시 북구 만덕동 471-2	051-333-7774	3	579
	해운대구	(주)아세아산업	박 순복	부산광역시 해운대구 송정동 87-9	051-784-7707	5	1,915
		(주)토정환경	임재웅	부산광역시 해운대구 송정동 99-10	051-702-1471	4	1,889
		SH TECH	최정하	부산광역시 해운대구 반여동 84-58	051-506-8837	3	
		동래덤프	김삼랑	부산광역시 해운대구 반여1동 748-1번지	051-554-7766	7	160
		마린환경산업	이화열	부산광역시 해운대구 송정동 140-8	051-704-2003	3	46
		서봉리사이클링(주)	문정현	부산광역시 해운대구 윗반송로 64 kt반송빌딩 4층	051-264-0358	7	170,973
		아성상회	박옥선	부산광역시 해운대구 석대동 산70-8	051-527-3357	3	
		유성환경산업	이윤영	부산광역시 해운대구 송정동 99-4	051-704-2420	4	322
		조은환경	강영자	부산광역시 해운대구 재송동 541	051-783-4224	5	
		칠성자원	강숙자	부산광역시 해운대구 우동 442-1	051-742-8089	3	
	사하구	(주)대아그린	이갑희	부산광역시 사하구 승학로3번길 7 1201호 (하단동, 천아하늘정원)	051-503-7360	3	2
		(주)부영개발	김종각	부산광역시 사하구 장림동 914-8	051-265-3640	15	375,077
		(주)삼성환경	신승순	부산광역시 사하구 장림동 317-14, 19번지	051-335-3372	7	3,328
		(주)수종환경	김영술	부산광역시 사하구 장림동 1108번지	051-265-6078	4	10,036
		(주)신대양 (해역)	양재원,양용치	부산광역시 사하구 구평동 388-5	051-266-3306	3	1,881
		도운환경	심재천	부산광역시 사하구 당리동 330-3번지 1층	051-968-6767	3	27,059
		동명환경(주)장림지점	한동명	부산광역시 사하구 장림동 980-25번지	051-266-4006	3	9,415
		두승산업(주)(운반)	김경자	부산광역시 사하구 신평동 370-129	051-293-6595	3	12,110
		서봉리사이클링(주)	문정현	부산광역시 사하구 다대동 1522-1	051-264-0358	0	
		왕손환경산업	허준	부산광역시 사하구 장림동 924번지	051-266-5866	3	
		유신특수운수(건설)	윤숙용	부산광역시 사하구 감천1동 182-28	051-206-6666	3	
		일성덤프	황길생 외 7명	부산광역시 사하구 구평동 38-37	051-265-5512	8	89
		풍산기업(주)	장광욱	부산광역시 사하구 다산로208번길 42 장림동	051-266-8456	4	185
		하단덤프	김정호	부산광역시 사하구 하단2동 공작아파트 나-406	051-292-6000	6	
		합동덤프	강학봉 외 6명	부산광역시 사하구 구평동 29번지	051-262-4545	7	58
	금정구	(주)길창운수 부산영업소(건설)	이길수	부산광역시 금정구 금사동 106-1 A동 1층 2호	051-528-8866	3	
		(주)다성씨앤지	감은근	부산광역시 금정구 금사동 106-21	051-521-1003	3	
		(주)대성환경	박해숙	부산광역시 금정구 금사동 3-8번지	051-529-7234	4	2,603
		(주)만대건설(업체)	채희승	부산광역시 금정구 금사동 3-6	051-743-2666	5	18,323
		(주)선영테크(부산)	박훈일	부산광역시 금정구 구서동 446-3 아름베스트빌 1차 202호	055-383-8830	9	166,563
		(주)여래건기	임윤현	부산광역시 금정구 청룡동 50-4	051-508-6666	4	
		(주)청륜산업	김시복	부산광역시 금정구 공단서로8번길 95 (주)청륜산업	051-526-9787	3	15
		(주)태운이엔씨	정용주	부산광역시 금정구 금사로 131 금사동 금사로 131번지	051-532-7792	3	3,484
		금정환경	이은주	부산광역시 금정구 구서동 95-1	051-512-2812	3	
		늘푸른환경	정도용	부산광역시 금정구 금사동 75-1	051-532-2323	3	533
		대영동서자원(주)	김민자	부산광역시 금정구 구서동 51-11	051-516-8888	8	2,266
		동건환경	김진옥	부산광역시 금정구 회동동 163-13번지	051-525-3205	3	27
		유승건기산업(주) 금정본사	서민조	부산광역시 금정구 부곡동 59-8 3층	051-517-6420	9	312,889
		이화환경개발(주)	이화자	부산광역시 금정구 구서2동 1023-17	051-582-7064	3	14
		태양환경	심해진	부산광역시 금정구 장전동 613-11	051-701-2443	3	54
		현대실업	감은근	부산광역시 금정구 공단로8번길 15 (금사동)	051-521-1003	6	44,524
		혜인토건	정기매	부산광역시 금정구 구서2동 1026-4	051-515-0446	3	
	강서구	(주)경부그린	문희섭	부산광역시 강서구 신호동 218-2	051-326-7070	7	12,202
		(주)세환건영	김기태	부산광역시 강서구 명지동 198-3	051-271-1462	4	6,956
		(주)에스디환경	하성도	부산광역시 강서구 대저1동 2345-7	051-832-6611	3	6,265
		(주)영지산업	김지원	부산광역시 강서구 가락대로900번길 38 (범방동)	051-971-3363	3	
		(주)한맥개발	이은향	부산광역시 강서구 영강길19번길 33-3 (명지동)	051-973-0961	4	1,868
		대성환경산업(주)	손병휘	부산광역시 강서구 유통단지1로 41 117동 217호(대저2동,부산티플랙스)	051-973-3445	3	
		세신환경자원	류기오	부산광역시 강서구 대저1동 2375-18	051-941-8998	3	45
		신창산업	배수원	부산광역시 강서구 낙동북로 92 (강동동)	051-973-7940	3	1,754
		일산개발	류기태	부산광역시 강서구 대저1동 2375 18번지	055 941 8998	16	87
		진필환경	이용해	부산광역시 강서구 강동동 116-2		3	
		천기종합건재	박종덕	부산광역시 강서구 대저1동 1141-16	051-337-6902	3	66
		풍산기업(주)	장광욱	부산광역시 강서구 화전산단4로 6 (화전동)	051-266-8456	4	
	연제구	한솔환경산업(주)	김규완	부산광역시 연제구 아시아드대로22번길 13 2층 (거제동)	051-933-9611	5	14,662

구 분		업 체 명	대표자	소 재 지	전화번호	차량(대)	2013년 수집·운반량(톤)
시도	시군구						
부산	수영구	강원이앤티(주)	문창근	부산광역시 수영구 남천동 296-4 남천플라자402호	051-611-9980	0	
		수영환경	김문대	부산광역시 수영구 망미동 1088,1092	051-758-0913	8	244
	사상구	(주)금강이엔씨	강병일	부산광역시 사상구 엄궁동 141-14	051-301-7141	3	2,323
		(주)동남리싸이클링	전기도	부산광역시 사상구 사상로 415 (모라동)	051-314-5451	3	
		(주)동남크린	홍봉선	부산광역시 사상구 주례1동 267	051-324-5037	1	4
		(주)동아에너지	김경동	부산광역시 사상구 감전동 147-18번지	051-317-0371	3	5,554
		(주)삼정환경산업	신범식	부산광역시 사상구 엄궁동 141-4번지	051-313-0381	7	94,256
		(주)풍영	홍미경	부산광역시 사상구 감전동 173-31	051-324-7288	5	231
		(주)호생환경	황준	부산광역시 사상구 엄궁동 141-21번지	051-327-1333	12	192,197
		건설환경(주)	설원식	부산광역시 사상구 하신번영로 498 (엄궁동)	051-316-4200	4	50,537
		경북환경산업	백종기	부산광역시 사상구 주례1동 439-26	051-312-8677	3	124
		금강산개발(주)	이현범	부산광역시 사상구 낙동대로1310번길 63 (삼락동,397-4)	051-301-1655	3	1,163
		부산리사이클링(주)	박우민	부산광역시 사상구 감전동 504-5번지	051-327-2727	16	379,173
		삼부환경	김은동	부산광역시 사상구 주례동 439-26 2층	051-311-8677	3	819
		신일환경자원	김영군	부산광역시 사상구 주례동 439-26	051-315-7889	3	24
		에코포스트(주)(운반)	홍평표	부산광역시 사상구 엄궁동 141-26	051-317-3762	4	64,426
		우리환경산업	최귀순	부산광역시 사상구 학장동 288-4	051-556-4405	5	1,311
		이솔환경(주)	이진형	부산광역시 사상구 감전동 159-5	051-312-2016-7	4	28,294
		진주환경(주)	허영철	부산광역시 사상구 감전동 152-2 부산산업용재유통상가 7-313	051-322-4000	3	21
		포모나건설환경(주)	박소희	부산광역시 사상구 학장동 717-9번지	051-312-7991	4	60
		호제환경산업(주)	이호경	부산광역시 사상구 감전동 515-4	051-327-6375	14	115,733
	기장군	(주)대경이엔티	신현태	부산광역시 기장군 정관면 방곡5로 28-8 2층 203호	051-728-2220	12	20,736
		(주)대양디앤씨	양재원	부산광역시 기장군 정관면 정관로 923-58 (주)대양디앤씨	051-727-1823	15	222,837
		(주)대한이씨아이(건설)	이대우	부산광역시 기장군 장안읍 고무로 129 0	051-721-3555	4	472
		(주)두승	김경자	부산광역시 기장군 장안읍 좌동리 49-6	051-727-7228	6	141,432
		(주)비엔비환경	권숙녀	부산광역시 기장군 정관면 예림리 834	051-728-3566	3	838
		(주)성도기업	송윤정	부산광역시 기장군 장안읍 장안리 오리 156-2	051-941-2512	7	2,543
		(주)신도시환경	김명순	부산광역시 기장군 정관면 매학리 397-14	051-727-3541	30	35,783
		(주)진보기업	이진태	부산광역시 기장군 장안읍 오리 1023-1	051-727-4515	9	9,993
		(주)청송환경	박정향	부산광역시 기장군 기장읍 청강리 16-5	051-722-1150	8	8,393
		대성환경산업	박성진	부산광역시 기장군 정관면 예림리 184-1	051-941-3445	9	82,075
		동부기업	김정은	부산광역시 기장군 기장읍 교리 349-8	051)721-1370	4	379
		미래산업	천승환	부산광역시 기장군 기장읍 서부리 372	051-722-1231	6	3,633
		부산골재	정우겸	부산광역시 기장군 기장읍 교리 350-4	051-721-3537	4	646
		부산환경	금향자	부산광역시 기장군 정관면 모전리 산111-5번지	051 727-1818	8	3,665
		삼호ENT(주)	도현진	부산광역시 기장군 정관면 예림리 203-9(산단7로 92-37)	051-728-1886	3	34,636
		정관운종	김철용	부산광역시 기장군 정관면 달산리 936-2번지	051-728-6943	3	14
		진주환경	김철근	부산광역시 기장군 기장읍 기장대로413번길 2 -	051-724-1851	6	135
		푸른이앤지(주)	강병주	부산광역시 기장군 정관면 용수리 1294-9	051-728-2890	4	7,035
		하나자원	남광희	부산광역시 기장군 정관면 정관로 819-15 -	051-704-7284	3	
대구	소계	40 업체				263	1,668,800
	동구	(주)녹색환경산업사(건설)	김태수	대구광역시 동구 불로동 966	053-424-8270	8	5,439
		(주)삼우환경	우훈택	대구광역시 동구 괴전동 323	053-964-2504	10	61,251
		거성환경	거성환경	대구광역시 동구 입석동 911-3	053-964-5150	4	1,980
		대경환경	김봉억	대구광역시 동구 용계동 930-2	053-963-1546	7	40,364
		대광환경골재	김봉호	대구광역시 동구 불로동 941-1	053-983-6113	5	3,258
	서구	(주)정일운수	이정숙	대구광역시 서구 중리동 1120-19	053-566-4300	17	212
		우진골재	하형진	대구광역시 서구 이현동 대구광역시 서구 이현동 271-2	053-565-2008	3	367
		제우산업	최선용	대구광역시 서구 비산동 881-5번지	053-357-4222	3	142
	남구	(주)한솔이엔씨	이원기	대구광역시 남구 대명복개로2길 7-2 , 2층 (대명10동 1592-8)	053-656-8813	8	40,071
		(주)황정환경	차명숙	대구광역시 남구 대명동 1701-2	053-654-3626	6	19,145
	북구	(주)대진이앤티(운반자)	조남호	역시 북구 침산로21길 23 오피스텔동 307호 (칠성동2가,침산1차푸르지오아파트,침산1차푸르지오o	053-341-0060	3	78,451
		(주)선일환경	류광열	대구광역시 북구 구암동 태암남로 63-1, 201	053-324-1244	12	240,690
		(주)태경환경	길광우	대구광역시 북구 복현동 366-4	053-958-9595	3	1,466
		(주)황재물류	곽래영	대구광역시 북구 노원동3가 58-3	053-253-0053	16	10,081
		대경연합환경(주)	김성용	대구광역시 북구 서변동 고촌길233,2층(대경빌딩)	053-939-0011	4	4,801

구 분		업 체 명	대표자	소 재 지	전화번호	차량(대)	2013년 수집·운반량(톤)
시도	시군구						
대구	수성구	(주)초성환경	방상대	대구광역시 수성구 범어동 431-22번지	053-743-3113	6	49,059
		(주)해림환경개발(운반)	김탁동	대구광역시 수성구 시지동 150-9 202호		17	266,980
		통일환경	김길수	대구광역시 수성구 파동 27-272	053-763-2319	6	15
	달서구	(주)광진증기	이석영	대구광역시 달서구 호림동 482-2	053-581-6600	5	434
		(주)대진환경	임문수	대구광역시 달서구 용산2동 595-5	053-592-5753	16	35,934
		(주)디앤지산업	허덕규	경상북도 고령군 다산면 송곡리 1542	053-654-7799	7	58
		(주)명호산업개발(운반)	양순석	대구광역시 달서구 감삼동 492-2 206호		3	17,278
		(주)새한	정수배	대구광역시 달서구 와룡로49길 101 (용산동 954-14)	053-583-0763	5	113,203
		(주)세명산업개발(본점)	안훈수	대구광역시 달서구 장기로 251-1 (장기동)	053-624-7722	6	169,127
		(주)승원기업	허만구	대구광역시 달서구 죽전동 364-26	053-555-1188	6	26,043
		(주)우경환경	문병갑	대구광역시 달서구 장기동 666-4번지	053-584-9944	5	25,139
		경동환경	장승조	대구광역시 달서구 학산로 211 (송현동)	053-656-9200	7	1,641
		대명환경	제희정	대구광역시 달서구 문화회관길 254 (장동)	053-581-2997	5	4,922
		도원환경	김영화	대구광역시 달서구 학산로 97 (본동)	053-584-0056	5	537
		미래골재환경	양홍석,김순라	대구광역시 달서구 유천동 403-7	053-639-4982	4	1,028
		삼일환경	박영진	대구광역시 달서구 감삼동 193-16번지	053-553-0231	4	2,246
		일광환경	홍규일	대구광역시 달서구 죽전동 364-26번지	053-633-1907	3	171
	달성군	(주)비슬환경	김은태	대구광역시 달성군 현풍면 비슬로128길 11 비슬환경	053-617-7272	7	10,323
		(주)성지이테크(운반)	한갑수	대구광역시 달성군 화원읍 성산리 705-1	053-631-3999	9	63,266
		(주)한신기업	김동철	대구광역시 달성군 구지면 비슬로 167 0	053)638-2211	8	48,547
		대덕환경산업(주)	김재환	대구광역시 달성군 하빈면 하산길 129-52 (하산리)	053-584-0788	3	14,289
		대한환경산업(주)	하종호	대구광역시 달성군 구지면 구지서로10길 19 .	053-552-7005	5	114,896
		성원도시개발(주)	김성우	대구광역시 달성군 현풍면 원교리 794-2	053-611-4008	6	166,398
		세계환경(주)	임상식	대구광역시 달성군 현풍면 현풍서로71길 7 .	053-611-9151	3	9,043
		열린환경(주)	박동수	대구광역시 달성군 현풍면 현풍서로 559 외 3필지	053-639-8008	3	20,504
인천	소계	91 업체				869	6,056,472
	중구	(주)고려환경	김영두	인천광역시 부평구 십정동 230번지	032-887-8026	18	73,581
		(주)아산개발	이동주	인천광역시 중구 신흥동3가 31-21	032-888-8839	5	4,771
		(주)중앙Emc	김행균	인천광역시 중구 신흥동3가 18-2 신흥공구상가 A-205	032-888-3500	6	17,319
		(주)푸른환경	전 재 복	인천광역시 중구 중앙동3가 4-8 포트뷰오피스텔 304호	032-772-2929	9	8,558
		대훈환경(주)	이윤종	인천광역시 중구 신흥동3가 60-9	032-889-3312	7	22,353
		부흥환경(주)	진양걸	인천광역시 중구 신흥동3가 60-26	032-576-0992	6	61,238
		삼흥토건증기(주)	윤병일	인천광역시 중구 신흥동3가 41-6	032-883-9944	15	16,780
		성석개발(주)	최은수	인천광역시 중구 항동7가 93-13	032-888-0324	18	144,432
		청도개발(주)	김종열	인천광역시 중구 신흥동3가 45번지	032-881-2589	9	40,539
		해암개발(주)	이상묵	인천광역시 중구 사동 3-8	032-766-0618	16	108,591
	동구	(주)동구환경	김민철	인천광역시 동구 송림동 11-26	032-765-4240	9	103,758
		(주)백산개발	조의진	인천광역시 동구 방축로37번길 30 (송현동,산업유통센터,산업유통센터) 2동 331,332호	032-588-1090	3	78,482
		(주)신흥	최광일	인천광역시 동구 방축로37번길 30 (송현동,산업유통센터)	032-885-3336	3	66,809
		(주)유원환경	최승임	인천광역시 동구 송림동 295번지 산업용품유통센타 23/320	032-773-7613	16	33,215
	남구	(주)동아이엔티	김도길	인천광역시 남구 도화동 744-5	032-874-2077	6	7,242
		(주)봉신개발	김경애	인천광역시 남구 아암대로 97 (용현동,풍성빌딩)	032-887-3338	3	1,867
		(주)순환골재협회	이종백	인천광역시 남구 학익동 25-12 석목법조빌딩 708호	032-833-5110	3	
		(주)승은개발	오범철	인천광역시 남구 용현동 627-277 3층	032-888-9243	3	7,700
		(주)영성이엔씨	박남석	인천광역시 남구 재넘이길9번길 5 (학익동)	032-872-6447	7	15,500
		동아개발(주)	김도훈	인천광역시 남구 주안7동 1427-2 3층	032-874-1717	6	101,119
	연수구	(주)배성산업개발	김진수	인천광역시 연수구 용담로85번길 32 603호	032-819-3025	4	
		대동기초산업(주)	김형택	인천광역시 연수구 선학동 405 온누리빌딩302호	031-359-9822	3	3,984
		미래건기(주)	이태희	인천광역시 연수구 옥련동 118번지 8호	032)832-3417	21	59,209
		시대환경(주)	고명신	인천광역시 연수구 연수동 570-6	032-876-1231	5	24,620
		연훈건설(주)	정성훈	인천광역시 연수구 옥련동 357-4 2층	032-833-1991	2	5,780
		한덕개발(주)	정성훈	인천광역시 연수구 옥련동 357번지 4호	032-833-3013	9	18,666
	남동구	(주)드림월드개발	이경화	인천광역시 남동구 고잔동 150번지	032-467-0070	3	
		(주)마당쇠환경	홍성곤	인천광역시 남동구 고잔동 408번지	032-425-5658	3	5,686
		(주)세종인바이런먼트	박성호	인천광역시 남동구 고잔동 512-2	032-812-6283	7	19,787
		(주)일성제이에스	김정국	인천광역시 남동구 서창동 377-35외 1필지 서창프라자4층 401	032-472-3207	27	42,370

구 분		업 체 명	대표자	소 재 지	전화번호	차량(대)	2013년 수집·운반량(톤)
시도	시군구						
인천	남동구	(주)제일지앤아이	이정재	인천광역시 남동구 만수동 100번지 만수주공상가내702동206호	032-467-6667	3	1,032
		경인환경개발	이영아	인천광역시 남동구 용천로152번길 11 (간석동,미주오피스텔506호)	032-515-0455	4	6,271
	부평구	(주)미림이엔씨	김영진	인천광역시 부평구 산곡동 102-22 3층	032-875-0185	10	109,711
		(주)보성이앤씨	최재우	인천광역시 부평구 부흥로 344 301호(부평동)	032-503-5607	4	9,305
		(주)새천년환경	노순호	인천광역시 부평구 화량로 79 401호(산곡동)	032-581-4555	3	15,510
		계원건설산업(주)	최연웅	인천광역시 부평구 청천동 396-13 부평공구상가 220호	032-526-3088	5	46,178
		삼성종합증기개발	최왕식	인천광역시 부평구 십정동 27번지	032-435-3389	3	
		아토산업개발(주)	최일영	인천광역시 부평구 청천동 409-7 3층 301호	032-567-7396	16	282,851
		인호개발(주)	김인호	인천광역시 부평구 청천동 11-10 2층 201호	032-330-6757	9	126,627
		평화상사(건설)	이영관	인천광역시 부평구 부개동 250-19 동양빌딩4층 402	032-504-9280	3	
	계양구	(주)다인개발	허운주	인천광역시 계양구 계산동 12-1번지 명인1프라자 302-2호	032-543-2987	89	44,029
		(주)도담에코랜드	이준홍	인천광역시 계양구 효성동 186-2 도담에코빌 201호	032-552-0055	17	2,678
		(주)우리이에스티	김혁원	인천광역시 계양구 황어로 115 10 상가동 206호 (장기동)	032-555-5677	3	858
		(주)이산기업	유재홍	인천광역시 계양구 계양문화로 44 라이즈빌 323호	032-556-2952	4	623
		(주)정일환경	김진식	인천광역시 계양구 계산동 959-1	032-541-1050	4	
		동부환경개발(주)	김기순	인천광역시 계양구 서운로 41 (서운동,2층)	032-553-2263	5	15,517
		산호에너지	하재석	인천광역시 계양구 병방동 165-1		3	
		인성환경(주)	추성호	인천광역시 계양구 계산동 917-14 자이빌딩 502호	032-555-7971	3	7,384
		정진이엔씨(주)	이명동	인천광역시 계양구 서운동 146		6	20,666
		해밀환경(주)	조영실	인천광역시 계양구 계산동 계양문화로44,524호(계산동 라이즈빌)	032-553-3228	6	36,546
		현원산업개발(주)	구희성	인천광역시 계양구 장기동 137-3 조이빌딩501호	032-546-8162	3	6
	서구	(주)다미토건	최은희	인천광역시 서구 검암동 524-9 홍일프라자 302호	032-567-3063	0	
		(주)리더개발	이진형	인천광역시 서구 검암동 600-7 대상프라자 201호	032-564-6738	0	
		(주)반도자원	이호준	인천광역시 서구 왕길동 63-2, 3, 14, 15	032-562-9973	4	3,295
		(주)보배건설	김종수	인천광역시 서구 검암동 600-7 대상프라자 303-2	032-589-2051	0	
		(주)부경개발	이부성	인천광역시 서구 심곡동 256번지 삼원빌딩 503호	032-565-0148	0	
		(주)부성환경	박성배	인천광역시 서구 오류동 388-1	032-568-1008	1	
		(주)삼천리로지스틱	한민구	인천광역시 서구 승학로495번길 4-14 301호(검암동)	032-814-3002	26	38,860
		(주)새미래이앤씨	이종관	인천광역시 서구 심곡동 257-10 301	032-566-2281	0	
		(주)새움	박인자	인천광역시 서구 원당대로480번길 10 (왕길동 112-1)	032-561-4221	3	566
		(주)수도권환경	이병권	인천광역시 서구 백석동 212-2	032-567-2312	47	1,162,308
		(주)신라공영	이길순	인천광역시 서구 승학로271번길 8 ,202(심곡동)	032-583-5085	13	86,747
		(주)신자건설	전신자	인천광역시 서구 검암동 606-4 로뎀빌딩3층	032-567-5432	9	79,944
		(주)아이케이	김상문,이상진	인천광역시 서구 오류동 1536번지	032-565-7114	28	1,583,863
		(주)에이스토암	김기석	인천광역시 서구 검암동 520-3	032-563-0830	0	
		(주)엔케이산업	남궁균	인천광역시 서구 심곡동 승학로 198 1-207	032-263-5114	8	43,471
		(주)원신알앤씨	변승환	인천광역시 서구 연희동 690	032-569-3044	10	21,777
		(주)장안이앤씨	박수용	인천광역시 서구 검암동 600-7 대상프라자 303호	032-563-7195	0	
		(주)장형건설-운반자	소장순	인천광역시 서구 검암동 677-4 3층	032-569-6717	0	
		(주)장형기업	김봉숙	인천광역시 서구 오류동 1524번지	032-562-1658	155	915,750
		(주)정암건설	임흰곤	인천광역시 서구 경서동 345-1	032-562-1770	6	8,442
		(주)현범	신현근	인천광역시 서구 백석동 209번지 201호	032-561-6277	0	10,517
		가평산업개발(주)	박정권	인천광역시 서구 심곡동 323-9번지 202	032-564-2244	0	
		건남산업개발(주)	남제우	인천광역시 서구 검암동 520-3번지 천우빌딩 3층	032-569-3405	0	
		대일토건(주)	안동진	인천광역시 서구 가정3동 한신빌리지 546번지 한신빌리지상가101호	032-565-4803	0	
		리치토건(주)	고은미	인천광역시 서구 길주로 36 302호 (석남동)	032-772-6615	14	102
		서신산업개발(주)	박내근	인천광역시 서구 가좌동 146-35 2층	032-581-2941	3	13,224
		서울아스콘(주)	김금희	인천광역시 서구 석남동 223-640 (봉수대로300번길 9) 2동 1층	032-584-5353	4	26,932
		세기산업개발(주)	이문경	인천광역시 서구 심곡동 257-13	032)529-4422	3	
		엔지오종합개발(주)	박신섭	인천광역시 서구 검암동 우주프라자 643-2 202호	032-937-5537	2	
		인호산업개발(주)	인원진	인천광역시 서구 봉수대로 188 (가좌동,복합상가) 302호	032-576-0887	3	
		재윤개발(주)	가재봉	인천광역시 서구 승학로 238 (심곡동)	032-568-0194	36	37,053
		정도로지스틱(주)	이평연	인천광역시 서구 중봉대로 787 (경서동350-264)	032-881-4783	11	8,916
		주식회사 금광개발	박덕면	인천광역시 서구 가좌동 186-12번지 3층	032-567-7567	6	2,219
		진현토건(주)	박원환	인천광역시 서구 중봉대로 799 (경서동)	032-564-0705	4	13,141
		천리운송(주)	김상수	인천광역시 서구 검암동 597-1 다복빌딩 304호	032-566-2522	3	4,920

구 분		업 체 명	대표자	소 재 지	전화번호	차량(대)	2013년 수집·운반량(톤)
시도	시군구						
인천	서구	태현환경(주)(운반)	오재호	인천광역시 서구 왕길동 31 2층 202호	032-561-6868	0	
		한국포장건설주식회사	김건수	인천광역시 서구 봉수대로300번길 9 석남동	032-579-1052	3	
		현수환경주식회사	이향숙	인천광역시 서구 오류동 검단일반산업단지2-9블럭	032-564-9216	0	
	강화군	(주)한강건설환경	최병관	인천광역시 강화군 불은면 신현리 1-4	032-937-4117	9	158,426
		송우환경(주)	최흥곤	인천광역시 강화군 강화읍 갑곶리 473-21	032-934-0775	3	16,249
광주	소계	51 업체				238	438,111
	동구	(주)금호환경(광주)	조정란	광주광역시 동구 소태동 375번지	062-224-5959	3	199
	서구	(유)양평운수	김용전	광주광역시 서구 매월동 8동 232호	062-433-0400	17	3
		(주)만수환경	김상돈	광주광역시 서구 동천동 141	062-513-3812	7	5,099
		(주)미래환경산업개발	장계상	광주광역시 서구 매월동 광주산업용재유통센터 30동 204호	062-603-3610	4	5,627
		광주골재	조점자	광주광역시 서구 금호동 328-4	062-672-0400	3	1,095
		국제골재	문계성	광주광역시 서구 매월동 507-3 국제건업골재		3	
		동아환경(서구)	김종희	광주광역시 서구 쌍촌동 1258-1번지	062-451-7787	4	
		세웅환경(주)	김동선	광주광역시 서구 상무대로 1226 (양동)3층	062-362-1060	3	10
		제일골재산업	오대열	광주광역시 서구 세하동 930-20	062-381-8881	3	
	남구	(유)가나안환경	정종섭	광주광역시 남구 주월2동 92-13	062-671-2662	4	690
		(주)중경	김제열	광주광역시 남구 주월동 961-30 2층	062-953-8902	4	4,329
		갑현환경증기	모상현외4인	광주광역시 남구 송하동 118-4	062-672-3477	0	
		대우골재	김승수	광주광역시 남구 주월동 458-1호반베르디움 102-1301		1	0
		대한산업	이정교	광주광역시 남구 방림동 346-1	062-654-2150	3	7
		두레환경	김길환	광주광역시 남구 주월동 48번지	062-651-5728	1	
		무등환경	양연자	광주광역시 남구 송하동 492-17	062-676-2268	0	
		삼환환경	안성원	광주광역시 남구 임암동 70번지	062-674-5735	0	
		자연환경(유)	이승용외1	광주광역시 남구 송하동 251-3	062-674-2060	3	1,596
		재석골재	정용덕	광주광역시 남구 봉선동 1013-8	062-651-1516	2	2
		현대이엔티(주)	김경태, 김하진	전라남도 나주시 봉황면 유곡리 454-1	061-334-1616	15	51,830
	북구	(유)탑환경건설(운반)	김정현	광주광역시 북구 동운로 63 918-1번지 2층	062-376-5599	3	
		(주)덕유환경개발	이이균	광주광역시 북구 용봉동 1397-3 2층	062-524-0400	4	1,442
		(주)모악엔지니어링(운반)	전광열	광주광역시 북구 문흥1동 964-21번지	062-265-4555	3	35
		거부환경	박정순	광주광역시 북구 동림동 701-1		3	921
		광주폐기물수집운반(정상)	이순섭외4	광주광역시 북구 용봉동 1150-4		7	14
		대호개발(주)	반재용	광주광역시 북구 무등로 90 (신안동) 5층	062-528-5800	2	
		두림환경	이도희외 15인	광주광역시 북구 각화동 480-24	062-263-9455	7	
		미화환경	황규열	광주광역시 북구 하남대로 519 (동림동)	061-511-8278	3	
		중앙환경	김명호	광주광역시 북구 월출동 86-2	062-572-9114	5	
		환경산업	조성인	광주광역시 북구 동운로52번길 19 (동림동 914-34)		12	853
	광산구	(유)해성운수(운반자)	전희종	광주광역시 광산구 소촌동 540-1번지2층	062-942-9965	6	498
		(주)광주환경산업	노순길	광주광역시 광산구 덕림동 751-6	062-944-6644	4	14,942
		(주)극동환경	김용곤	광주광역시 광산구 수완동 261-1	062-959-1812	3	114
		(주)무진환경기술	박민철	광주광역시 광산구 도천동 373-10	062-959-0082	4	
		(주)빛고을환경	정금례	광주광역시 광산구 도천남길 41-27 (도천동)	062-954-7600	3	3,147
		(주)송대에코	박영국,김옥녀	광주광역시 광산구 동곡로194번길 137 (유계동)	062-944-0940	7	83,964
		(주)아이비산업	장승임	광주광역시 광산구 양동길 50-6 (등임동)	062-955-9003	5	160
		(주)우주환경(광주)	황용연	광주광역시 광산구 송학동 839-4	062-954-2095	5	7,317
		(주)원달환경	이기석	광주광역시 광산구 어등대로665번길 7-1 (소촌동)삼산103호	062-944-6955	3	45
		(주)청하환경산업	김현석	광주광역시 광산구 오선동 진곡산단중앙로42	062-374-9996	3	17
		(주)초당산업	선수동,하형종	광주광역시 광산구 금동학동길 306-16 732	062-944-0012	13	243,130
		(주)해주운송	정명옥	광주광역시 광산구 도천동 295-12	062-962-8204	0	
		(주)화신산업환경	박생만,오창수	광주광역시 광산구 산정공원로59번길 16-12 (산정동)	062-385-0745	6	233
		가가환경	임효영	광주광역시 광산구 도덕동 용진로 29	062-943-9877	4	1,268
		국토환경주식회사	곽영대	광주광역시 광산구 월계동 호반2차아파트 212-507	062-961-9097	4	34
		대림환경	김상문	광주광역시 광산구 신창동 849-5	062-955-7199	9	4,641
		대승환경산업	김용진	광주광역시 광산구 하남동 고봉로 126-20	062-951-0508	3	
		송광환경	김종호외	광주광역시 광산구 월계동 837-8	062-971-7737	17	
		우정환경	김상수	광주광역시 광산구 남산동 698-1	062-944-2223	3	57
		주온환경	김영숙	광주광역시 광산구 하남동 고봉로53	062-513-4580	4	878

구 분		업 체 명	대표자	소 재 지	전화번호	차량(대)	2013년 수집·운반량(톤)
시도	시군구						
광주	광산구	초당환경(유)	박영남	광주광역시 광산구 덕림동 730-5	062-944-1488	3	3,915
대전	소계	80 업체				522	684,190
	동구	(주)성광환경	정영미	대전광역시 동구 가양동 446-28	042-637-7982	3	445
		(주)청해환경개발대전지사	권중열	대전광역시 동구 성남동 44-41		0	
		근영환경(주)	정근영	대전광역시 동구 산내로1299번길 43 (낭월동)	042-271-6955	39	39,316
		대동환경	유철용	대전광역시 동구 대동 36-3	042-274-1625	19	2,264
		동대전환경개발(주)	박대용	대전광역시 동구 성남동 20-1	042-628-8201	5	20,409
		명문건설환경	서칠역	대전광역시 동구 용운동 451-10	042-283-2989	4	0
		벧엘환경공사(합)	최도헌	대전광역시 동구 동부로 24-5 (판암동)	042-637-0075	9	3,741
		신신골재건설환경	박성호	대전광역시 동구 자양동 192-8	042-631-3220	5	207
		우성골재환경	김기동	대전광역시 동구 소제동 299-76	042-625-4413	7	596
		인동자원철거환경	박철순	대전광역시 동구 인동 45-4	042-637-7443	5	521
		자연환경(주)	송희군	대전광역시 동구 하소동 350-6	042-273-6316	5	18,576
		청진환경	김철우	대전광역시 동구 용운동 385-9	042-673-0536	8	14,646
		풍년환경산업(합)	조남석	대전광역시 동구 가양동 572-19	042-627-3270	7	10,521
	중구	(자)청정환경(운반)	김주란	대전광역시 중구 모암로7번길 83 (옥계동 39-12)	042-286-3337	3	314
		(주)금석개발	임용옥	대전광역시 중구 유천동 202-13 2층	042-531-6604	3	369
		(주)디에이치골재환경	전인배	대전광역시 중구 중촌동 115-14	042-533-6622	8	7,226
		(주)라인산업	길종순	대전광역시 중구 안영동 508-10	042-581-1503	4	28,355
		(주)서진	유병오	대전광역시 중구 산성동 88-3	042-583-4414	27	1,039
		(주)태평환경개발	서동근	대전광역시 중구 태평동 329-9	042-526-6620	3	4,671
		(주)풍년개발	이희식	대전광역시 중구 태평동 365-50 1층상가	042-526-3270	7	21,148
		금강환경개발(합)	지성구	대전광역시 중구 안영동 508-8	042-582-2335	3	313
		남일산업개발(주)	조명훈	대전광역시 중구 중촌동 98-13번지 2층	042-254-3735	7	5,951
		대림공영(주)	이소영	대전광역시 중구 어남동 178	042-285-9985	4	25,154
		대명환경개발	박종선	대전광역시 중구 호동 266-1		8	430
		대전환경산업(주)	박명애	대전광역시 중구 중촌동 256-4	042-223-2255	5	24,149
		명신환경(운반)	오춘희	대전광역시 중구 선화동 134-13	042-252-2086	4	17
		보영건설(주)	박주영	대전광역시 중구 목중로26번길 45 608호(중촌동, 중도상가)	042-322-7910	4	124
		율곡건설(주)	이상재	대전광역시 중구 부사동 223-2	042-221-7730	3	83
		중앙아스콘(주)	박희정	대전광역시 중구 어남동 145-1(단재로 378-47)	042-285-0160	7	51,639
		청강환경운수(주)	유태식	대전광역시 중구 대사동 627-13 4층	042-222-3115	3	8,969
	서구	(자)국제환경	진명수	대전광역시 서구 월평동 1298 103호	042-472-9188	5	21,652
		(주)명진골재환경	김일근	대전광역시 서구 월드컵대로484번길 82-85 (월평동)	042-824-9535	5	8,342
		(주)서부골재환경	홍성관	대전광역시 서구 유등로 353 (변동)	042-534-9872	5	7,297
		(주)아록이엔지	최장환	대전광역시 서구 괴곡1길 55 (괴곡동 469-3)	042-631-7077	3	70
		(주)일성산업	유재순	대전광역시 서구 가장동 39-40	042-523-2887	3	
		(주)천지환경산업	김성범	대전광역시 서구 정림동 516(3층)	042-586-3357	3	20,882
		(주)케이베스트	양병주	대전광역시 서구 복수동 639 3층	042-581-8981	3	27,216
		(주)크린텍	김진석	대전광역시 서구 만년동 381 엑스포오피스텔301호	042-524-9400	6	
		(주)하늘산업	진성현	대전광역시 서구 월평동 1298 103호	042-472-9188	3	
		(합)주용건설	노동진	대전광역시 서구 갈마1동 368-14	042-823-1044	5	5,814
		개별환경화물	최재석외 11인	대전광역시 서구 변동 40-8번지	042-527-3232	15	147
		대신산업개발(주)	장일희	대전광역시 서구 유등로 509-4 (용문동)	042-521-9300	3	2,831
		대신자원개발(주)(건설)	최한순	대전광역시 서구 용문동 251-23	042-521-9300	6	11,926
		대영환경(주)	권용언	대전광역시 서구 변동로 113 (변동.6층)	042-527-3232	3	4,881
		대지환경산업(주)	최종희	대전광역시 서구 갈마동 1426	042-533-0555	4	23,537
		모아환경건설(주)	윤달수	대전광역시 서구 갈마동 910 포스빌 B02호	042-825-0308	4	14,712
		서전건설산업(주)-운반	이종현	대전광역시 서구 둔산동 1054번지 3층	042-472-8742	3	149
		서해골재환경	임최영	대전광역시 서구 복수동 초록마을아파트 2단지 201-601	042-581-1508	4	8,700
		이주환경	이창주	대전광역시 서구 신갈마로 130 (갈마동) (갈마동,2층)	042-527-3560	3	387
		일원산업(주)	장하	대전광역시 서구 변동 2-4	042-522-3600	5	31,122
		팔공환경운수(주)	강만규	대전광역시 서구 가수원동 808,809은아아파트5단지상가10동202호	042-546-8081	31	32,200
		푸른환경(주)	조영철	대전광역시 서구 중반5길 6 (변동,402호)	070-4045-9310	5	884
		하늘산업개발(주)	송수일	대전광역시 서구 월평새뜸로4번길 51 (월평동)103호	042-472-9188	7	10,729
		협회환경(주)	소동순	대전광역시 서구 유등로 353 (변동)	042-537-7272	3	14,886

구 분		업 체 명	대표자	소 재 지	전화번호	차량(대)	2013년 수집·운반량(톤)
시도	시군구						
대전	유성구	(자)대신환경	강성진	대전광역시 유성구 관평동 테크노3로 65 (한신에스메카 아파트형공장 638호)	042-936-9908	3	6,430
		(주)덕강	노창진	대전광역시 유성구 복용동 366-2	042-823-1044	5	10,158
		(주)미래자원개발	최석림	대전광역시 유성구 은구비로 162 죽동	042-822-9724	3	
		(주)벽산환경	장영춘	대전광역시 유성구 구암동 595-18 2층	042-538-7200	4	420
		(주)이룸건설산업	안진영	대전광역시 유성구 유성대로642번길 14 (구암동 630-2)	042-935-0160	4	15,987
		(주)향우환경	채정희	대전광역시 유성구 진잠로139번길 26 (교촌동, 2층201호)	042-542-5074	7	12
		(주)현수기업	김종우	대전광역시 유성구 온천로 53 (봉명동) 대양오피스텔 1103호	042-825-1572	4	14,880
		(합)장흥건설	오수진	대전광역시 유성구 지족동 863-2 계룡리슈빌(지하3층)	042-823-1044	3	628
		동양건설환경	유종운	대전광역시 유성구 봉산동 금남구즉로 1389-27	042-935-7116	3	
		성안이엔티(주)	권수길	대전광역시 유성구 테크노2로 199 미건테크노월드1차 502호	042-223-1077	6	
		재성개발(주)	안순규	대전광역시 유성구 원내동 213-17	042-543-2959	39	9,774
		화산건설산업(주)-운반	김인기	대전광역시 유성구 대정동 259-4	042-546-9797	3	3,844
	대덕구	(유)세광	박종현	대전광역시 대덕구 신대동 아리랑로 55번길 52	042-625-9211	3	25,834
		(주)가야건설환경	김보현	대전광역시 대덕구 홍도로129번길 62 (중리동,거성빌라C동301호)	042-637-7983	3	3,195
		(주)가현케이디	이희열	대전광역시 대덕구 오정동 330-14		4	389
		(주)대림환경산업	배대식	대전광역시 대덕구 덕암동 18-7	042-639-5400	18	17,835
		(주)대신골재환경	조병제	대전광역시 대덕구 대화로32번길 425 (대화동)	042-638-1818	12	15,182
		(주)대화골재	유남종	대전광역시 대덕구 읍내동 173-13	042-631-6632	3	3,807
		(주)동서	남용호	대전광역시 대덕구 선비마을로 6 23(송촌동 101호)	042-633-8293	3	2,602
		(주)동양환경	모종면	대전광역시 대덕구 문평동 69-3	042-933-0450	10	9,521
		대덕철거환경	배중규	대전광역시 대덕구 오정동 300-17	042-626-8533	9	7
		동양산업(주)	장용걸	대전광역시 대덕구 상서동 384	042-931-0145	4	3,898
		백만평환경개발(주)	박문용	대전광역시 대덕구 대전로1112번안길 33-9 (오정동)	042-623-2148	3	0
		세계환경(주)	박길환	대전광역시 대덕구 오정동 497-15	042-624-2816	3	22
		장성골재환경	조영수	대전광역시 대덕구 읍내동 483-117	042-637-1493	4	177
		홍인환경	홍순갑	대전광역시 대덕구 비래서로 42 (비래동,삼호아파트)2동802호	042-623-0159	3	25
울산	소계	40 업체				221	1,452,931
	중구	경원환경(주)	김용완	울산광역시 중구 함월로 3 9	052-211-4402	3	6,314
		한성산업개발(주)	김명욱	울산광역시 중구 서동 북부순환도로 889, 층	052-225-2444	3	13,696
	남구	(주)개미토건	정경덕	울산광역시 남구 무거동 1175-13 2층	052-222-0660	3	7,587
		(주)덕산자원	강춘자	울산광역시 남구 여천동 391-30	052-257-2149	3	1,577
		(주)동국개발	김선영	울산광역시 남구 삼산로402번길 31 (삼산동)	052-257-6412	3	274
		(주)동부익스프레스	정주섭	울산광역시 남구 여천동 873-9	052-220-6113	4	
		(주)아시아엘앤더블유	김충배	울산광역시 남구 삼산동 1599-4번지	052-267-3343	3	4,816
		(주)정토건설(운반)	전학재	울산광역시 남구 신정동 591-8번지	052-257-8658	0	
		(주)좋은환경	이태균	울산광역시 남구 화합로 34-24 (여천동)	052-266-4404	3	11,297
		가나건설	김기용	울산광역시 남구 삼산동 울산광역시남구삼산동168-4번지	052-265-8700	3	1,090
		삼진종합중기주식회사	황홍식	울산광역시 남구 무거동 299-10 남운프라자603호	052-277-6288	7	8,265
		세아산업(주)	김해숙	울산광역시 남구 용잠동 산 157	052-261-8555	3	3,497
		신명산업(주)-운반	이순규	울산광역시 남구 용잠동 산157 번지	052-276-1362	19	124,652
		일신산업(주)	이아람	울산광역시 남구 산업로355번길 33-1 (야음동)	052-256-5588	6	1,233
		일신산업개발	하현근	울산광역시 남구 야음동 산업로 355번길 33-1(야음동 351-11)	052-256-5582	3	1,305
		진성산업개발(주)(운반)	유병대	울산광역시 남구 삼산동 1593-7번지	052-267-0026	0	
		한림산업개발(주)	남덕훈	울산광역시 남구 삼산동 203-12. 3층	052-266-0505	2	312
	북구	(주)대운산업	백인화	울산광역시 북구 명촌13길 7 , 101 (명촌동,현대하이빌)	052-295-6878	4	7,532
		(주)대흥건업	최미선	울산광역시 북구 정자동 605	052-295-3644	5	1,286
		(주)바로바로산업개발	장현숙	울산광역시 북구 진장동 진장2길 8	052-268-8515	11	20,919
		금광환경개발(주)	김미해	울산광역시 북구 진장동 583-3	052-257-6412	22	68,050
		대로	하성입	울산광역시 북구 진장동 진장명촌구획지구내 26B 12L	052-287-7948	4	4,186
		울산환경	김종국	울산광역시 북구 진장동 26B8L	052-257-6412	7	23,845
		평강산업(주)	엄재일	울산광역시 북구 진장동 28B 8-2L	052-260-5800	3	45
		효원아스콘(주)	이철용	울산광역시 북구 대안동 26번지	052-298-0230	4	543
	울주군	(주)군명산업개발	오승대	울산광역시 울주군 청량면 상남리 715-4	052-268-0666	3	33,918
		(주)동운	신동민	울산광역시 울주군 두동면 구미리 728-1	052-262-5600	5	95,932
		(주)삼협	조현진	울산광역시 울주군 웅촌면 대복동천로 77 (주)삼협	052-264-8881	3	156
		경동환경(주)	김진택	울산광역시 울주군 웅촌면 웅촌로 625-136	052-225-5767	8	95,852

구 분		업 체 명	대표자	소 재 지	전화번호	차량(대)	2013년 수집·운반량(톤)
시도	시군구						
울산	울주군	광경료개발(주)운반	서정태	울산광역시 울주군 서생면 화정리 779-2번지	052-225-5496	7	4,786
		덕화실업(주)	유기석	울산광역시 울주군 언양읍 반곡리 978-4	052-264-7431	7	1,478
		석천환경개발(주)	강일구	울산광역시 울주군 청량면 온산로 324 석천환경개발(주)	052-269-3504	4	160,008
		신명환경(주)	김현진	울산광역시 울주군 웅촌면 대복리 681-3	052-225-2000	5	41,347
		영종산업(주)	채포기	울산광역시 울주군 삼동면 하잠리 489	052-254-6343	4	24,242
		용신산업(주)	김헌식	울산광역시 울주군 청량면 개곡리 311번지 C-1	052-268-8577	3	29,436
		용신환경개발(주)	이민석	울산광역시 울주군 청량면 용암리 61-1번지	052-276-1515	18	385,661
		주목산업(주)	허종웅	울산광역시 울주군 온양읍 망양리 613-13	052-239-7833	20	267,747
		태용산업건설(주)	라영균	울산광역시 울주군 온산읍 덕신리 40-3	052-237-4500	3	47
		현대종합중기(주)	전영식	울산광역시 울주군 언양읍 동부리 20-1	052-254-7000	3	
		후레쉬산업	서인혁	울산광역시 울주군 언양읍 반연리 193-1	052-254-6266	0	
세종	소계	8 업체				61	630,269
	세종	(주)고려산업개발환경	김정관	세종특별자치시 연동면 내판리 19-11	044-868-9400	6	
		(주)대청환경	황승원	세종특별자치시 전동면 송성리 386-6	044-866-5100	14	35,636
		(주)삼형산업	소명오	세종특별자치시 조치원읍 세종로 2654	044-865-1804	5	5,297
		(주)이에스세종	대표이사	세종특별자치시 전동면 송성리 668	044-862-5123	11	74,063
		(주)조치원환경	김한식	충청남도 연기군 소정면 소정리 167-7	044-622-1181	3	15,167
		인선이엔티(주)세종	이형근,김대봉	세종특별자치시 전동면 솔티로 494-52 -	044-865-3900	10	429,009
		제일산업	정상용	세종특별자치시 연서면 용연로 848-11	044-867-0776	3	3,091
		충청환경산업(주)	우재숙	세종특별자치시 부강면 시목부강로 433-4 지내	044-275-3878	9	68,006
경기	소계	208 업체				3,227	17,613,610
	수원시	(주)삼부이엔씨(운반)	신용동	경기도 수원시 팔달구 화서동 61-4 고화로111	031-248-7041	15	117,277
		(주)성전환경	최성배	경기도 수원시 권선구 경수대로335번길 6-7 (권선동)	031-253-3964	3	13,817
		(주)하늘(운반)	노남진	경기도 수원시 권선구 고색동 986번지 수원종합공구단지 504동 214호	031-296-1881	0	9,980
		고려개발(주)	최경숙	경기도 수원시 권선구 평동 53번지	031-292-4500	9	148,532
		대호개발	이종식	경기도 수원시 권선구 고색동 986(권선로 308-18, 305동 2층 202호)	031-215-3507	7	10,434
		동양개발(주)	이상배	경기도 수원시 권선구 탑동 182-4 한석빌딩 3층	031-247-8407	10	123,805
		백상기업(주)	민병곤	경기도 수원시 권선구 오목천동 603 백상기업(주)	031-292-4450	16	111,761
		삼원건설(주)	이순직	경기도 수원시 권선구 탑동 821-13 나동 101호	031-293-0404	17	15,654
		삼환환경(주)	강재성	경기도 수원시 권선구 삼천병마로 1519 (오목천동,1층)	031-292-8644-5	22	336,290
		용문산업 주식회사	전소영	경기도 수원시 권선구 권선동 1010 대림빌딩 5층	031-258-8780	9	7,007
		주식회사 부성기업	김명순	경기도 수원시 권선구 권선로 308-18 (고색동,수원종합공구단지601동206호)	031-292-2365	4	1,216
		청명산업(주)	홍의기	경기도 수원시 권선구 고색동 986번지 수원종합공구단지 204동 212호	031-293-3691	3	17,005
		태양환경개발(주)	김지선	경기도 수원시 권선구 권선동 940-2	031-226-0103	3	13,073
	성남시	(주)상록수환경	하태안,이영국	경기도 성남시 수정구 태평동 7248번지 지층	031-723-8580	4	27,052
		(주)새한산업	권숙자	경기도 성남시 중원구 하대원동 126-14	031-758-1962	3	7,840
		(주)종합환경	임학동	경기도 성남시 분당구 야탑동 211 근린상가 203호	031-781-6767	4	11,158
		구양환경개발(주)	정지애	경기도 성남시 수정구 금토동 410-161	031-781-8407	12	4,235
		그린환경	강명숙	경기도 성남시 분당구 야탑동 매화마을주공4단지아파트 근린상가209호	031-781-6767	6	7,147
		대기환경	김욱	경기도 성남시 중원구 도촌로 25-4 지층 대기환경	031-755-9991	3	165
		드림환경산업	김종국	경기도 성남시 수정구 신촌동 111-6		3	
		성우종합환경(주)	김상래	경기도 성남시 수정구 태평동 수정로 51-1 5층	031-759-7775	3	10,787
		수도개발주식회사	김수용	경기도 성남시 중원구 하대원동 146-7.동아빌딩 401호	031-722-0404	3	5,105
		수도환경	김봉준	경기도 성남시 중원구 둔촌대로 244-2 동아빌딩 401호 (하대원동)	031-722-0405	3	1,185
		신풍이엔씨주식회사	박대옥	경기도 성남시 중원구 금광동 4309번지 지2호	031-747-8567	14	3,677
		약수환경	박영관	경기도 성남시 중원구 도촌동 591번지 지하	031-753-3666	3	2
		자루환경(주)	한정애	경기도 성남시 중원구 둔촌대로 244-2 (하대원동) 동아빌딩 401호	031-722-0406	3	4,125
		장수환경	전원택	경기도 성남시 중원구 하대원동 111-6번지 3층	031-721-4266	5	18,080
		하늘환경	김금명	경기도 성남시 중원구 하대원동 146-7 동아빌딩 401호	031-722-0406	3	
	의정부시	(주)대성산업	정현기	경기도 의정부시 의정부동 564-8	031-876-1430	5	6,257
		(주)성실중기	김순희	경기도 의정부시 가능동 689-11	031-836-2158	9	429
		(주)신화환경	이강동	경기도 의정부시 새말로 9 (신곡동, 트원프라자2 201호)	031-851-0425	3	3,485
		(주)에이치엠개발	이문수	경기도 의정부시 민락로 417-27 (낙양동)	031-872-4977	3	8,662
		(주)이솔루션	박정인	경기도 의정부시 금오동 471-2 해피플러스 506호	031-853-8787	3	5,020
		(주)청명산업 의정부지점	김상웅	경기도 의정부시 태평로 171 (의정부동,덕천빌딩)	031-872-6351	11	2,177
		고산환경산업(주)	장창순	경기도 의정부시 용현동 278-8	031-853-8875	1	7,607

구 분		업 체 명	대표자	소 재 지	전화번호	차량(대)	2013년 수집·운반량(톤)
시도	시군구						
경기	의정부시	도시환경산업(주)	채만석	경기도 의정부시 신곡동 3-7	031-853-6900	6	115,151
		미래종합중기	이직주 등43명	경기도 의정부시 신곡동 521번지 1호 204호	031-868-7134	43	688
		운화산업 (주)	윤한준	경기도 의정부시 의정부동 288번지 동화프라자 106호	031-872-1300	4	6,617
		주식회사대아환경	황영수	경기도 의정부시 의정부동 534-4번지 의정빌딩 205호	031-821-2009	3	1,700
	안양시	(주)성호산업	손연숙	경기도 안양시 만안구 안양동 196 유천팩토피아 132호	031-445-6500	7	129,257
		(주)태산기업	최태식	경기도 안양시 동안구 호계3동 801-4 영풍주상복합상가 214호	031-457-9950	4	69,972
		(주)태성개발	김성	경기도 안양시 동안구 비산동 1034-8 은아빌딩 4층	031-382-9388	3	113,714
		경기환경건설(주)	민경선	경기도 안양시 동안구 평촌동 84-3(307호)	031-425-0360	3	12,405
		동방산업(주)	차상호	경기도 안양시 동안구 관양동 898	031-421-4034	3	46,484
		세창환경건설(주)	최기식	경기도 안양시 만안구 안양7동 220-13	031-443-2060	4	161,070
		주식회사정선환경	박영수	경기도 안양시 만안구 박달동 702-7	031-447-9777	3	37,673
	부천시	(주)강산환경개발	이규용	경기도 부천시 원미구 상동 539-1	031-963-8460	3	401
		(주)건상개발	양철민	경기도 부천시 원미구 상동 408-3. 우신프라자 제7층 제703호	032-325-1608	18	384,197
		(주)수도토건	김영숙	경기도 부천시 원미구 역곡동 174번지	032-677-6100	4	0
		대일환경	서동환	경기도 부천시 오정구 여월동 1동 지하 1층	032-675-4476	2	358
		우광개발(주)	임태권	경기도 부천시 원미구 중동 1141-5 603호	032-675-5300	33	1,066,537
	광명시	(주)광명환경개발	김한범	경기도 광명시 오리로876번길 26 (철산동) 미성오피스텔 2차 703호	02-2683-1591	3	6,551
		(주)에성로지스틱	곽기탁	경기도 광명시 광화로 11 (광명동) 2층	02-2064-0685	5	2,124
		서울환경	임영순	경기도 광명시 광삼로 61 (철산동)	02-2617-0455	3	4,679
	평택시	(주)우성산업개발	황 병 갑	경기도 평택시 포승면 원정리 799-11	031-681-6024	5	130,758
		(주)재운산업	임광수	경기도 평택시 고덕면 고덕로 357-1 .	031-663-9872	6	588,326
		(주)주원(건설운반)	이장호	경기도 평택시 진위면 송탄고가길 5-43 .	031-611-5601	4	43,958
		(주)천지환경개발	김승의	경기도 평택시 고덕면 해창리 1112-3	031-668-6686	19	93,722
		(주)푸른철강	정옥수	경기도 평택시 오성면 양교리 465-1	031-662-4774	3	5
		가람산업(주)-건설	고영준	경기도 평택시 청북면 토진리 626-7	031-683-7690	12	209,103
		대성개발(주)	조동현	경기도 평택시 유천2길 21-31 (합정동)	031-8059-5672	6	
		미래환경(주)	오성은	경기도 평택시 서탄면 사리길 31 (금암리23-9)	031-663-0373	7	174,293
	동두천시	(주)수도환경	김상준	경기도 동두천시 상패동 318	031-864-3131	3	18,719
		(주)신명	소영호	경기도 동두천시 상패동 309-9 외 9필지	031-868-1333	10	242,084
		(주)장형기업동두천지점	김봉숙	경기도 동두천시 상패동 641번지 외	031-866-0557	1,357	262,548
		(주)참마루이엔티	정달옥,박준홍	경기도 동두천시 송내동 463	031-868-3340	12	60,996
	안산시	(주)가가종합철거고철(운반)	양 해 주	경기도 안산시 단원구 원곡동 994-5 지하상가사열20호	070-7736-1065	6	3,204
		(주)경환산업	민백기	경기도 안산시 상록구 건건1길 27 602호 (건건동 902-1 한일프라자)	031-501-1278	3	1,201
		(주)동우개발(안산)	홍상표	경기도 안산시 단원구 고잔동 518번지 자유센터 506~508호		6	21,249
		(주)미소환경	이원옥	경기도 안산시 단원구 초지동 661-6	031-407-4432	19	19,577
		(주)복천	김용래	경기도 안산시 단원구 고잔동 775 폴리타운 711	031-493-6432	5	14,267
		(주)봉천	박종섭	경기도 안산시 단원구 원곡동 원곡유통상가 13동 312호	031-495-3344	5	66
		(주)봉현	이건복	경기도 안산시 단원구 고잔동 650-15번지 101호	031-402-9000	5	13,573
		(주)에코산업개발	오정순	경기도 안산시 상록구 본오로4길 1 (본오동)	031-437-9800	3	
		(주)지지산업	송귀섭	경기도 안산시 상록구 사동 1497 해안프라자 102호	031-415-1707	4	26,841
		(주)축복환경기업	허승남	경기도 안산시 단원구 고잔동 520-4 반월빌딩 205호	031-502-9900	13	52,767
		(주)태환건업	주태환	경기도 안산시 상록구 본오동 672-8 201호	031-418-7908	3	4,866
		(주)평화산업	방원란	경기도 안산시 상록구 사2동 1415-6	031-416-6694	8	40,356
		국제종합중기	최병진 등 21인	경기도 안산시 상록구 본오동 948-8 성지빌딩 503호	031-501-4456	22	797
		명일산업개발 주식회사	전재욱	경기도 안산시 상록구 서암로 7 (사동) 2층		3	1,227
		서진건기	최유청외 3인	경기도 안산시 단원구 고잔동 743-7 202호	031-439-8126	4	
		신풍산업(주)	정정애	경기도 안산시 상록구 사동 1497(해안프라자202)	031-501-0818	8	19,248
		에이스개발주식회사	김병환	경기도 안산시 상록구 건건1길 27 한일프라자 203호 (건건동)	031-437-0720	3	20,613
		영풍환경(주)	김남진	경기도 안산시 상록구 장상동 18-5,101호	031-480-7311	3	499
		한길산업개발(주)	최규복	경기도 안산시 상록구 본오동 943-9	031-501-0471	12	27,406
		효성산업(주)	윤창식	경기도 안산시 상록구 사2동 본오2차아파트 201동 710호	031-409-8076	7	3,213
	고양시	(주)대림환경	박주안,최선애	경기도 고양시 일산동구 식사동 9-2	031-962-4489	3	15,281
		(주)대명환경	김상회	경기도 고양시 덕양구 덕은동 519-3	02-3158-0818	41	91,720
		(주)대유	최용우	경기도 고양시 일산동구 지영동 38-4	031-971-7700	15	21,228
		(주)흥명환경	이규용	경기도 고양시 일산동구 사리현동 605-2	031-963-8460	3	5
		고양백호환경(주)	유영애	경기도 고양시 일산서구 중앙로 1542 (대화동,신동아노블타워902호)	031-918-6975	4	33,794

구 분		업 체 명	대표자	소 재 지	전화번호	차량(대)	2013년 수집·운반량(톤)
시도	시군구						
경기	고양시	서광토건환경(주)	김한성	경기도 고양시 덕양구 원흥동 367-2	031-979-9504	44	1,778
		서광환경개발	이교성	경기도 고양시 덕양구 서오릉로 702 (원흥동)		3	290
		성신환경(주)	인민석	경기도 고양시 덕양구 덕은동 451-1	3158-2497(3158-2494)	18	48,006
		연우환경개발(주)	정연우	경기도 고양시 일산동구 성석동 936-2	031-923-0411	17	12,811
		인선ENT(주)	김대봉	경기도 고양시 일산동구 동국로 240 (식사동)	031-930-3219	39	1,607,920
		진성환경(주)	노병선	경기도 고양시 덕양구 화전동 455-22	02-3158-5666	60	105,226
		초록환경주식회사	김태우	경기도 고양시 일산동구 설문동 583번지	031-972-0614	3	7,816
	과천시	주식회사 대림이앤티	홍의기	경기도 과천시 별양로 144 제나-143 (별양동,6단지종합상가)	02-507-9595	3	1,464
		지에이치(주)	김용출	경기도 과천시 별양상가로 2 (별양동,에스트로쇼핑)	02-507-0953	3	76,337
	남양주시	(주)도성환경개발	윤훈철	경기도 남양주시 진건읍 송능리 55-2	031-575-5000	12	216,913
		(주)동보이앤시	김지환	경기도 남양주시 호평동 641-1 샤르망메디칼프라자 706호	031-591-0012	15	171,550
		(주)방태	김용남	경기도 남양주시 진건면 송능2리 56-1	031-529-0123	25	407,861
		(주)한진산업	김상현	경기도 남양주시 진접읍 연평리 215-1번지, 219번지	031-572-7788	20	311,497
		(주)해솔산업개발	유길문	경기도 남양주시 진건읍 송능리 55-9	031-573-6001	23	401,128
		마평산업개발(주)	박병식, 박병삼	경기도 남양주시 진접읍 연평리 83-14	031-571-0098	10	324,509
	오산시	우진환경	박영범	경기도 오산시 수청동 517	031-374-0849	3	
	시흥시	(주)대진환경(건설)	박민호 김도심	경기도 시흥시 월곶동 996-3만곶프라자 402호	031-318-0516	3	7
		(주)드림에코	육달자	경기도 시흥시 신천동 761-12	031-431-3778	3	28
		(주)에이치앤건설(운반자)	김준연	경기도 시흥시 수인로3465번길 31 (신천동,하나건설)	031-315-0070	3	117
		(주)우리기업	김배기	경기도 시흥시 월곶동 897 (주)우리기업	031-497-3553	11	217,720
		순성환경개발(주)	정진오	경기도 시흥시 공단1대로 244 21-325(정왕동 공구상가)	02-2611-3231	3	810
		우주환경산업	최광현	경기도 시흥시 오동마을로6번안길 10 (정왕동)	031-503-6259	2	20
		주식회사보국씨엔지	서주만	경기도 시흥시 장현동 548-3번지 이즈라이프 9901호	031-418-4317	3	3,706
		천보산업(주)	전명우	경기도 시흥시 월곶동 768-3	031-497-4474	21	311,435
	군포시	(주)군포환경건설	임순재	경기도 군포시 당동 178-4번지 군포합판목재	031-477-2080	3	9,081
		(주)에코비전테크	장완수	경기도 군포시 대야미동 대야2로 55번 안길 6	031-418-8827	3	12,553
		대지개발(주)	박동순	경기도 군포시 대야미동 657-1외 2필지 대성프라자402호	031-502-6142	40	68,657
		미래ENT	임지혜	경기도 군포시 금정동 744-1신한아파트상가 제1동 제2층16호	031-408-3323	3	3,906
		삼흥환경건설(주)	성백정	경기도 군포시 당정동 36B11L 신산본프라자 501호	031-458-6162	7	62,966
		서해환경개발(주)	윤재형	경기도 군포시 산본동 1141-1 청진빌딩 808호		3	3,777
		쌍용건설중기	최환용	경기도 군포시 산본동 1061-3 미성프라자 301호	031-393-9005	23	1,915
	의왕시	(주)대영	양인자	경기도 의왕시 효행로 52 (오전동 1층상가1호)	031-427-7595	3	50
		(주)의왕개발	임은재	경기도 의왕시 고천길 22 고천동)	031-456-2222	3	740
		(주)터원산업개발	갈미화	경기도 의왕시 청계동 안양판교로 213, 205호	031-421-6624	12	91,153
		(주)한텍바이머	장경아	경기도 의왕시 사천2길 3 본가빌딩 301호 (왕곡동)	031-388-4665	3	2,616
		대한환경개발	한태형	경기도 의왕시 내손순환로 116 (내손동)	070-7559-6694	4	67
		제일산업	심옥주	경기도 의왕시 오전동 139-2	031-452-8333	3	3,091
	하남시	(주)네이처산업	우명옥	경기도 하남시 하남대로776번길 61-5 (신장동 394-3 한울빌딩4층)	031-794-6886	9	
		(주)세영씨엔에스	이세현	경기도 하남시 검단산로333번길 5 .	031-792-0074	3	8,053
		(주)친환경산업	정상인	경기도 하남시 산곡동로 116 (하산곡동)	031-794-8853	3	8
		동방개발	최경순	경기도 하남시 검단로 26 (하산곡동, 제이케이빌딩2층)	031-793-8171	3	7,626
		만물환경자원	구자준	경기도 하남시 신장동 443-9	02-427-5022	6	1,132
		정성산업	윤철병	경기도 하남시 덕풍동 345-38		3	4,680
		지성건설(주)	박근철	경기도 하남시 신장동 427-222	031-792-1477	4	1,087
		친환경	정영호	경기도 하남시 신장동 424-2 경림빌딩 501호	031-796-3452	12	2,863
		티케이환경(주)	김동진	경기도 하남시 대청로 33 현대베스코아609호	031-795-3347	12	8,343
	파주시	(주)대길이에스	김문회	경기도 파주시 월롱면 정문로 160 (주)대길이에스	031-943-6688	41	336,055
		(주)대능산업개발	임재영	경기도 파주시 법원읍 가야리 327-7	031-958-9469	3	269
		(주)송림환경	이기덕	경기도 파주시 동패동 415-13	031-942-4977	3	50,350
		(주)연우이엠아이	정연우	경기도 파주시 월롱면 덕은리 842-8	031-923-0411	3	
		(주)일광골재중기	김혜령	경기도 파주시 적성면 주월리 2-6	031-958-8208	3	
		(주)홍명산업	대표이사	경기도 파주시 광탄면 분수리 208-7	031-941-8626	3	34,575
		경기개별중기	강문식외42	경기도 파주시 조리읍 봉일천리 137-2 태양상가 나동 201-2	031-948-0054	43	
		문화기업(주)-처리자	김태흔	경기도 파주시 조리읍 뇌조리 517	031-941-9425	63	239,698
		엘지환경개발	전용남	경기도 파주시 아동로 50 (아동동,외2필지203호)	031-949-8358	4	11,869
		태양환경	이종오	경기도 파주시 아동동 243-6번지 243-7,243-8 203호	031-943-2141	3	54

구 분		업 체 명	대표자	소 재 지	전화번호	차량(대)	2013년 수집·운반량(톤)
시도	시군구						
경기	이천시	(주)삼성환경개발	이호찬	경기도 이천시 설성면 상봉4리 571	031-643-4411	8	144,308
		금강환경산업(주)	박기선	경기도 이천시 모가면 소고리 96-14	031-634-8020	42	244,738
		세기중기(주)	안영옥	경기도 이천시 중부대로1195번길 27-26 (장록동)	031-634-8535	3	
		하나케이환경(주)	원용한	경기도 이천시 대월면 양냉로 57 (197-10,197-11,197-12)	031-632-8888	13	825,231
	안성시	대성개발(주)	건경수	경기도 안성시 사곡동 224	031-676-7411	3	13,850
		동부이엔티(건설)	허진원, 이호성	경기도 안성시 원곡면 산하리 251-2	031-656-1822	10	231,506
		주식회사 에덴자원	김상목	경기도 안성시 당왕동 409-1	031-671-7701	2	82
	김포시	(주)지산환경	강동길	경기도 김포시 대곶면 대능리 284-8	031-984-6674	5	19,331
		(주)한강이앰피	최병석	경기도 김포시 대곶면 대벽리 690-88(산85)	031-986-3838	14	575,936
		건영환경개발	조상학	경기도 김포시 대곶면 율생리 433-56	031-319-6625	1	2
		까치환경(주)-건설운반	허은	경기도 김포시 통진읍 가현리 616-1	031-997-9437	4	20,949
		대주환경	김관흠	경기도 김포시 사우동 253-2 6층		6	1,654
		대한산업개발	장미희	경기도 김포시 사우동 251-3	031-981-1326	3	37
		미래창조(주)	이종환	경기도 김포시 북변중로 58-28 2층	031-984-0903	11	13,603
		옹정건설중기주식회사	이성재	경기도 김포시 통진읍 김포대로 2462 8	031-987-4577	3	
		한진환경	한재남	경기도 김포시 사우동 254 초원빌딩3층	031-982-2243	6	3,449
		현대환경개발(주)	윤미애	경기도 김포시 통진읍 옹정로17번길 123 -	031-998-7881	8	15,589
		현일기업	성기열	경기도 김포시 양촌면 누산리 627-1	031-986-7063	3	229
	화성시	(주)다원환경	정병관,이중열	경기도 화성시 송산면 삼존리 649-17	031-357-0051	3	108,049
		(주)안일환경	이충한	경기도 화성시 매송면 원리 174-2	031-655-3264	3	
		(주)오성개발	김원극	경기도 화성시 안녕길 59-2 (안녕동)	031-222-1071	4	69,484
		(주)진흥중공업-건설	박찬양	경기도 화성시 양감면 정문리 506-3, 506-5	031-8059-4433	8	359,013
		늘푸른산업(주)	주원기	경기도 화성시 비봉면 양노1리 782	031-356-8820	4	84,846
		대길산업(주)화성지점	제영태	경기도 화성시 신남안길187번길 8-46 (신남동)	031-355-8060	10	5,572
		미래환경	김태종	경기도 화성시 팔탄면 가재리 279-3(2층1호)		6	6,206
		삼원환경(주)	양승진	경기도 화성시 온석동 1-1	031-356-6700	5	50,225
		삼흥산업개발(주)	염태욱	경기도 화성시 송산면 마산리 416-68	031-357-8417	21	485,603
		성광환경	김진옥	경기도 화성시 마도면 마도공단로1길 8 가동 231호(마도공구유통상가)	031-359-8871	3	
		인선이엔티(주)화성지점	이형근,김대봉	경기도 화성시 신남안길187번길 18-46 (신남동)	031-355-8060	10	301,473
		인홍산업개발(주)	여준구	경기도 화성시 봉담읍 분천리 42-4	031-227-2097	3	16,220
		주식회사수연산업개발	위성화	경기도 화성시 양감면 용소금각로 111 (주) 수연산업개발	031-664-8582	2	
		청한공영(주)	서종근	경기도 화성시 마도면 쌍송리 141-25	031-355-4122	3	125,751
	광주시	광주건폐산업(주)	박오차	경기도 광주시 초월읍 도평리 39-3	031-761-6000	4	14,230
		대광환경건설(주)	임종관	경기도 광주시 송정동 129-12 동우빌딩 2층	031-762-4947	9	29,366
	양주시	(주)강북공영(운반처리)	안동인	경기도 양주시 광적면 효촌리 656-1	031-865-1633	11	91,466
		(주)도요이디아이	김상회	경기도 양주시 백석읍 연곡로 28 (주)도요이디아이	031-879-0346	11	240,471
		(주)세림이엔아이	염경식	경기도 양주시 은현면 용암로 143-33 (용암리)	031-861-4368	14	360,273
		금강도시환경	이상훈	경기도 양주시 은현면 봉암리 20번지	031-866-2477	2	63,725
		대흥에코(주)	박근호	경기도 양주시 은현면 봉암리 417-16	031-864-8775	79	607,280
		산양환경산업(주)	장택무	경기도 양주시 은현면 도하1리 224-2	031-861-2285	5	70,316
		세종산업(주)	김명곤	경기도 양주시 광적면 광적로156번길 232 495-19	031-855-6506	4	
	포천시	(유)도성개발	윤칠중	경기도 포천시 소흘읍 윗용상길 9-69 .	031-543-0667	31	690,364
		(주)성일플라텍	배영택	경기도 포천시 내촌면 진목리 888-5	031-533-0050	0	
	여주시	(주)여주종합골재	심창섭	경기도 여주시 여흥로4번길 15-3 .	031-882-1861	3	6,123
		그린환경개발(주)-운반	최지현	경기도 여주시 청심로 165-25 5-5 재현빌딩 4층	031-886-0440	3	26,036
		대사개발	문병조	경기도 여주군 점동면 장안리 611-1번지	031-885-5981	3	1,931
		수지환경산업주식회사	허충욱	경기도 여주시 영릉로 44 2층 203호	031-883-8593	3	27,954
		여주환경(주)	구서윤	경기도 여주군 여주읍 삼교리 207-3,233	031-884-8500	3	84,298
		우전중기	이연복	경기도 여주군 여주읍 하리 36-4	031-883-9999	3	1,324
		현광이엔티(주)	조장연	경기도 여주군 가남면 연대리 327-3	031-881-0660	9	3,428
	연천군	(주)건용환경개발	김영철	경기도 연천군 청산면 초대로 136 (주)건용환경개발	031-832-0576	9	246,809
		(주)씨.에스	최상준	경기도 연천군 청산면 초성리 310-6	031-832-7100	11	102,387
		신잔토개발(주)	구경신	경기도 연천군 전곡읍 늘목리 61-8번지	031-832-0011	6	61,736
		중동환경(주)	이병득	경기도 연천군 군남면 남계리 123-16 중동환경(주)	031-832-6405	3	79,202
		호람산업개발(주)	이기호	경기도 연천군 전곡읍 간파리 334번지	031-832-8288	24	111,174
	가평군	(주)가남환경	김은희	경기도 가평군 가평읍 상색리 348-1번지	031-581-3813	10	60,807

구 분		업 체 명	대표자	소 재 지	전화번호	차량(대)	2013년 수집·운반량(톤)
시도	시군구						
경기	양평군	(주)오성개발(양평)	오기환	경기도 양평군 지평면 무왕리 377	031-774-3284	5	101,534
		(주)화진환경건설	신만균	경기도 양평군 양평읍 양근리 119-1번지	031-774-1335	5	5,918
		(합)경동	신현각	경기도 양평군 양평읍 창대리 531번지	031-775-1013	3	1,818
		영신환경	김용욱	경기도 양평군 양평읍 오빈리 359-2	031-771-8007	3	3,433
		주식회사금왕산업개발	신현기	경기도 양평군 지평면 금의길 316 .	031-774-1335	9	123,956
강원	소계	80 업체				899	2,739,373
	춘천시	(주)강토개발	김삼선	강원도 춘천시 신동면 혈동리 608	033-261-1234	3	76,282
		(주)녹색산업	이호문	강원도 춘천시 동산면 조양4리 816번지	033-262-9380	6	56,671
		(주)우창건설중기	심창우	강원도 춘천시 신동면 정족길 175 1동 102호	033-262-5122	4	
		(합)강원산업	조호연	강원도 춘천시 신동면 혈동리 48	033-253-9364	3	4,363
		강원건기	서인석외 74명	강원도 춘천시 동면 장학리 449-11	033-254-0607	85	
		덕호산업(주)	김병수	강원도 춘천시 남산면 수동1리 240	033-262-7780	6	73,569
		영서중기	김광수외	강원도 춘천시 후평3동 873-1 2층	033-256-6400	36	31
		정원산업주식회사	최관식	강원도 춘천시 퇴계동 11토지 39블럭1-1롯트	033-263-1155	3	0
		청일중기	채춘석외	강원도 춘천시 퇴계동 891-3	033-255-4966	4	
		호반중기	김영재	강원도 춘천시 석사동 114-5 삼익2차상가205호	033-264-9130	0	589,140
		화성개발	김창성	강원도 춘천시 남산면 한치로 432 (수동리 226-5)	033-261-9361	7	168,367
		효성중기	정은식	강원도 춘천시 온의동 548-8	033-253-0011	0	
	원주시	(주)대한환경산업	임학동	강원도 원주시 호저면 작골길 22	033-731-8846	17	158,594
		(주)반석산업	임종빈	강원도 원주시 흥업면 사제로299-17	033-766-0809	6	55,968
	강릉시	(주)강릉산업-건설중간	서동진	강원도 강릉시 사천면 산대월리 544-3	033-641-1100	10	257,712
		(주)기성환경	김재숙	강원도 강릉시 대전동 745	033-655-6969	4	171,385
		(주)삼성산업	박정윤	강원도 강릉시 강동면 오이골말길 91 일원	033-644-3636	5	77,698
		(주)삼용환경	안권상	강원도 강릉시 노암동 277-7		0	
		건설환경,우리환경	이종명	강원도 강릉시 공항길 122-26 122-26	033-653-5982	2	78
		명주환경산업	박기환	강원도 강릉시 주문진읍 교항리 699	033-661-1178	3	996
		삼미운송주식회사	송찬호	강원도 강릉시 포남동 강원도 강릉시 포남동 1103-4	032-589-4084	80	7,263
		영동환경(주)	홍성호	강원도 강릉시 포남동 1278-165	033-652-1967	3	785
		우리이엔티(주)	정시영	강원도 강릉시 강동면 산성우리 293번지	033-644-8689	7	66,931
		종합환경	최소형	강원도 강릉시 공항길43번길 98 (병산동)	033-653-6865	3	198
	동해시	(주)대경환경산업	이헌주	강원도 동해시 지흥동 258번지	033-532-4252	3	
		(주)상보산업	임현진	강원도 동해시 지흥동 268번지	033-532-5353	16	80,607
		(주)우양	최정식외	강원도 동해시 이도동 296-5	033-521-2223	48	2,679
		(주)중앙종합중기	김남주	강원도 동해시 이도동 296-12	033-522-1791	6	326
		동산중기(건설폐기물)	김규찬	강원도 동해시 효가동 360-1 213호	033-522-5090	31	453
		동성흥업	권경숙외71인	강원도 동해시 동해대로 5133 동성흥업	033-532-0794	90	3,434
		정도산업	박상무	강원도 동해시 효가동 360-1	033-522-5447	3	205
		조동중기	장선재외76명	강원도 동해시 천곡동 959-1 2층 조동중기	033-531-4312	96	6,310
	태백시	(주)강원환경	이장섭	강원도 태백시 된각길 6-20 (적각동)	033-554-4500	5	68,380
		대성산업(주)	문정걸	강원도 태백시 황지동 253-115	033-553-4420	3	
	속초시	개별환경	사상섭 외 5명	강원도 속초시 청호동 1282번지 12통3반	033-636-8126	4	322
		건설협회환경중기	이성희	강원도 속초시 교동 794-2	033-638-5233	3	130
		대륙환경	정래권 외7명	강원도 속초시 조양동 512-5 (교동 741번지)		12	4,829
		명성환경	안경식외2	강원도 속초시 교동 794-2	033-636-7088	3	903
		백마환경	김유범	강원도 속초시 장사동 455번지	033-631-4810	4	64
		보람환경	김정식	강원도 속초시 동명동 78	033-635-4481	9	450
		중앙환경	최상길외3	강원도 속초시 조양동 531-3	033-637-1444	4	
	삼척시	(주)덕성환경	정남교	강원도 삼척시 도계읍 도계리 도상로 194	033-541-2265	4	3,631
		건백산업(주)	박용삼	강원도 삼척시 우지동 62-1번지	033-575-0981	7	110,683
		대동운송	정남교	강원도 삼척시 도계읍 도계리 도상로 194	033-541-0999	3	386
		동도개발(자)	박창기	강원도 삼척시 적노동 113-4	033-573-9035	3	212
		제일환경덤프	김진택	강원도 삼척시 당저동 강원도 삼척시 당저동 22-21번지	033-572-0505	6	24
		풍양중기(건설)	심백록	강원도 삼척시 교동 650-3	033-574-7106	38	3,420
	홍천군	(주)상지개발	임운상	강원도 홍천군 홍천읍 삼마치리 79	033-435-5094	3	12,685
		(합)강원환경	원우성	강원도 홍천군 홍천읍 미루나무길 58 강원환경	033-435-6625	4	76,939
		(합)홍천환경산업	김금주	강원도 홍천군 홍천읍 미루나무길 28 홍천환경산업	033-435-6601	5	92,905

구 분		업 체 명	대표자	소 재 지	전화번호	차량(대)	2013년 수집·운반량(톤)
시도	시군구						
강원	홍천군	상지환경산업(주)	지영희	강원도 홍천군 홍천읍 옥류동길 123-6	033-435-9953	4	12,299
		한서건기	김용복	강원도 홍천군 홍천읍 검율리 426	033-434-8091	9	
		홍천건기(주)	이승용외38인	강원도 홍천군 홍천읍 갈마곡리 146-5	033-435-9951	52	
	횡성군	(주)에스티	노상균	강원도 횡성군 횡성읍 조곡리 166번지	033-343-3900	6	38,371
		일진산업(주)	정주수	강원도 횡성군 공근면 영서로 680 일진산업(주)	033-343-8717	7	82,206
	영월군	성원환경(합)	김명자	강원도 영월군 북면 마차리 808-5번지	033-372-1005	5	56
		행운기업주식회사(건설증간)	박경선	강원도 영월군 영월읍 봉래산로 169 일원	033-375-8855	3	59,551
	평창군	(주)진성산업개발	마강일	강원도 평창군 평창읍 주진리 52-2	033-332-8272	4	24,985
		행운환경(합)	손기준	강원도 평창군 평창읍 서동로 3038-12 -	033-333-0920	5	54
	정선군	(주)미래환경	오 현 주	강원도 정선군 사북읍 직전리 40번지	033-592-1101	1	32,039
		석광산업	김일진	강원도 정선군 고한읍 강원남로 6461 일원	033-591-6792	5	381
	철원군	동송산업(주)	김용봉	강원도 철원군 갈말읍 토성리 229	033-458-5713,4	7	45,360
	화천군	주식회사진우	길정배	강원도 화천군 화천읍 산수화로5길 11 (중리 191-21)	033-441-9300	3	
	인제군	진흥환경(주)	김기택	강원도 인제군 북면 원통로 142	033-462-9944	4	33,829
		태양건설(주) 처리	전윤재	강원도 인제군 북면 월학리 산84	033-462-0489	6	47,903
	고성군	금강중기	박미경	강원도 고성군 토성면 원암리 109	033-635-4327	3	
		미성 환경(합자)	남성연	강원도 고성군 간성읍 금수리 305-1	033-681-6818	8	57
		벽산종합건기	신현주	강원도 고성군 토성면 원암리 64-4	033-635-6047	10	
		보성 환경	이영희 외3인	강원도 고성군 토성면 용촌리 613-1	033-636-6141	4	210
		한라중기	김찬수	강원도 고성군 토성면 용원로 470 ()	033-635-4325	3	1,143
	양양군	(주)양지산업	김두기	강원도 양양군 현남면 지경리 산28-5	033-671-1592	4	44,312
		강원건설중기	차승현 외 5인	강원도 양양군 손양면 수여리 234-3	033-671-0404	0	
		삼원(창정환경)	김영철	강원도 양양군 양양읍 포월리 강원도 양양군 양양읍 포월리 71-19번지	033-672-2823	9	
		서진환경중기	이봉기	강원도 양양군 양양읍 연창리 184번지	033-671-6000	0	
		설악환경산업(주)	이영복	강원도 양양군 강현면 장산리 520번지	033-671-9800	4	26,354
		성심운수	김광록	강원도 양양군 서면 범부리 24-3번지	033-673-2400	6	
		양양산업(주)	이우영	강원도 양양군 손양면 와리 10-1	033-672-2231	3	4,891
		영북중기	최선일외6	강원도 양양군 양양읍 서문리 310-9	033-672-2133	9	
		초원환경산업(주)	정연석	강원도 양양군 현남면 남애리 275	033-671-4377	3	48,994
		한반도개발종합중장비	추정엽	강원도 양양군 손양면 송현리 232-2	033-672-4207	2	372
충북	소계	82 업체				639	3,918,817
	청주시	(미사용)대성철거산업	오세국	충청북도 청주시 흥덕구 모충동 333-1	043-295-4560	0	
		(주) 디에스테크노	안학준	충청북도 청주시 흥덕구 복대동 2664번지(1층)		0	
		(주)국토건설환경(운반)	이성호	충청북도 청주시 상당구 탑동 123-1	043-293-0488	11	43,989
		(주)대일산업개발	민경순	충청북도 청주시 흥덕구 성화동 186-7	043-223-5199	0	
		(주)보건환경산업	남옥희	충청북도 청주시 상당구 평촌동 345번지	043-233-4402	5	95
		(주)북일종합중기	이재완	충청북도 청주시 흥덕구 정봉동 41-4	043-231-9941	0	
		(주)삼양건설(운반)	윤현우	충청북도 청주시 흥덕구 봉명동 417-45	043-277-8766	0	
		(주)세명건설(운반)	음창진	충청북도 청주시 흥덕구 수곡로89번길 24-1 101호 (수곡동)	043-258-7772	6	9,824
		(주)우민환경개발	정 동 열	충청북도 청주시 상당구 석교동 69-8번지	043-295-0709	4	13,087
		(주)원창기업	윤홍희	충청북도 청주시 흥덕구 서촌동 572-9	043-236-1762	0	
		(주)주성에코	김태진	충청북도 청원군 가덕면 행정리 10번지	043-297-3066	6	61,574
		(주)청원이에스개발	김정기	충청북도 청주시 흥덕구 상신동 82-1번지	043-277-6611	0	
		가덕환경자원	정익수	충청북도 청주시 흥덕구 신봉동 226-1	043-272-0750	0	
		구칠환경개발(1)	김학인	충청북도 청주시 흥덕구 모충동 92-30	043-224-1504	3	410
		대동환경산업	김경환	충청북도 청주시 상당구 용담동 143-4	043-221-4242	0	
		대로이엔씨(주)-운반	정현숙	충청북도 청원군 남이면 남석로 87-9 (대로이엔씨(주))	043-223-7904	0	
		대성철거산업(주)(운반-건설)	이영미	충청북도 청주시 흥덕구 장암동 178(가장로345번지)	043-295-4560	3	712
		대성환경(주)	황무영	충청북도 청주시 흥덕구 복대2동 849-2 1층	043-274-9538	16	321
		덕산건설(주)-운반	박광규	충청북도 청주시 흥덕구 수곡동 43-2	043-284-4741	0	
		동아철거산업(주)	황병기	충청북도 청주시 상당구 영운동 152-31	043-223-7901	3	15,147
		디에이치이산업(주)	이홍희	충청북도 청주시 흥덕구 청주역로270번길 71 592	043-234-3000	4	2,833
		명성환경	경연희	충청북도 청주시 상당구 우암동 397-14 2층	043-223-3155	6	903
		북일종합중기	이재완	충청북도 청주시 흥덕구 정봉동 562번지	(043)231-9941	0	
		삼성환경	박창규	충청북도 청주시 흥덕구 봉명동 2135	043-266-8388	4	1,005
		시민환경철거산업	오근진	충청북도 청주시 상당구 우암동 261-88	043-223-8388	0	

구 분		업 체 명	대표자	소 재 지	전화번호	차량(대)	2013년 수집·운반량(톤)
시도	시군구						
충북	청주시	에코시티(주)	박경규	충청북도 청주시 흥덕구 사직동 265-36, 501호	043-262-3800	5	2,124
		에코텍(주)	이인준	충청북도 청주시 흥덕구 가경동 1464-9	043-277-7770	0	
		연일환경자원	김경자	충청북도 청주시 흥덕구 서부로 988-92 (석곡동)	043-213-6890	5	103
		연희환경	정연희	충청북도 청주시 흥덕구 원평동 94번지 연희환경		0	
		우리석면환경(주)	박연식	충청북도 청주시 흥덕구 봉명동 2185번지	070-4090-5945	0	
		인성중기	김성기	충청북도 청주시 흥덕구 지동동 783번지	043-237-0655	4	3,065
		청주환경	김정현	충청북도 청주시 흥덕구 봉명동 1571번지	043-274-3800	0	
		충북미래환경	이규복	충청북도 청주시 흥덕구 봉명1동 188-16번지 2층	043-268-2220	0	
		태극산업	김진선	충청북도 청주시 흥덕구 1순환로436번길 45 (신봉동)	043-287-7262	3	181
		태산건설중기환경(운반)	곽예영	충청북도 청주시 흥덕구 신봉동 170-7	043-298-7993	9	7,043
		태정산업	이명순	충청북도 청주시 흥덕구 신봉동 149-4	043-287-7262	0	
		한세이프(주)	박종옥	충청북도 청주시 흥덕구 송정동 70-61	043-271-7420	8	1,511
		현대건기	조신옥외4명	충청북도 청주시 흥덕구 신봉동 310 삼정백조아파트상가308	043-265-2337	0	
		현대건설중기환경	신일수	충청북도 청주시 흥덕구 신봉동 170-7	043-296-4961	3	94
		현대중기	신일수	충청북도 청주시 흥덕구 사직동 6-98	043-272-4405	0	
		흥덕환경	김두원	충청북도 청주시 흥덕구 수곡동 61-18 102호	043-233-5935	0	1,350
	충주시	(주)문화환경개발(운반)	김교민	충청북도 충주시 안림동 477-2	043-853-0369	9	4,227
		(주)산수개발환경	김학수	충청북도 충주시 칠금동 287번지	043-845-1143	6	3,803
		(주)태원목행지점	공태훈	충청북도 충주시 목행동 269-47	043-653-8005	3	639
		(주)호암환경	황명규	충청북도 충주시 풍동 642-1	043-851-2588	4	5,486
		강남환경	이화옥	충청북도 충주시 문화동 514번지	043-842-1733	0	47
		노은환경개발(주)	이재욱	충청북도 충주시 노은면 안락리 685-2	043-853-8615	7	115,213
		동양환경	심태섭	충청북도 충주시 산척면 영덕리 920-1	043-843-3187	3	311
		진성환경산업	정중모	충청북도 충주시 목행동 22-22	043-855-5494	3	2,806
		탄용환경개발(주)	신동협	충청북도 충주시 대소원면 창현로 911 (탄용환경)	043-856-0050	16	378,674
		흥진환경(주)	임홍락	충청북도 충주시 가금면 용전리 527	043-854-7722	68	438,152
	제천시	해동건설환경(주)	김홍민	충청북도 제천시 청전동 449-1	043-652-1900	3	26
	청원군	(자)청도덤프운송사	배환규	충청북도 청원군 강내면 태성리 75	043-252-8804	50	758
		(주)중부환경	김기하	충청북도 청원군 옥산면 환희2길 100-16 .	043-260-2202	23	155,171
		(주)한국그린피스	김천규	충청북도 청원군 강외면 쌍청리 628	043-238-3380	18	225,817
		대성개발(주)	이윤희	충청북도 청원군 옥산면 환희리 산51번지외 2필지	043-260-1840	12	79,357
		동림개발(주)	김진석	충청북도 청원군 오창면 성산리 426-7외 2필지	043-211-7775	13	138,110
		두제산업개발(주)	이배식	충청북도 청원군 남이면 사동리 100	043-269-3885	54	659,218
		우진환경개발(주)	이강우	충청북도 청원군 북이면 금암리 434-1	211-1837(내선1114)	31	315,956
		진주산업(주)	남상부	충청북도 청원군 북이면 용계리 596-12	043-214-7588	10	119,604
	옥천군	(주)금강환경	고승욱	충청북도 옥천군 청산면 판수길 188-20 (사무소)	043-731-0856	3	4,650
		(주)조은산업	안재은	충청북도 옥천군 청산면 교평리 260-3	043-733-0408	6	7,535
		관성건설(주)-운반	박찬홍	충청북도 옥천군 옥천읍 금구1리 금구리199-2	043-733-8959	3	2,906
		국보환경(주)	이창묵	충청북도 옥천군 청산면 판수길 188-20	043-731-0858	4	19,849
		성원산업(주)	김평국	충청북도 옥천군 청산면 대성길2	043-732-7688	3	43
		이레환경산업(주)	이종호	충청북도 옥천군 청산면 교평리 253-7	043-732-8989	6	10,293
		하나그린환경	이병구	충청북도 옥천군 청산면 판수리 516	043-731-8849	3	1,485
	영동군	보성개발	정태정	충청북도 영동군 매곡면 어촌리 10	043-743-1003	3	2,064
		영동건설환경	강순규	충청북도 영동군 영동읍 계산리 759-1	043-745-7272	3	6,944
		이수환경	전상현	충청북도 영동군 영동읍 계산리 787-6	043-743-4498	6	17,641
	증평군	서울환경	박연수	충청북도 증평군 증평읍 초중리 557-45	043-838-9937	3	2,910
		신라개발.	연제석	충청북도 증평군 증평읍 교동리 28번지	043-836-0440	5	4,224
		에스환경개발(주)	신갑선	충청북도 증평군 증평읍 하평로 45 -	043-836-8310	6	3,694
	진천군	(주)가덕건설운반	이진규	충청북도 진천군 진천읍 읍내리 438-13번지6층	043-532-2015	3	466
		(주)범진	김세욱,한구현	충청북도 진천군 진천읍 사석리 66-7번지	043-532-8022	54	99,241
		(주)청담산업개발	이대준	충청북도 진천군 문백면 계산리 123-5	070-4365-8800	4	49,293
		동아환경개발(주)	박준수	충청북도 진천군 이월면 삼용리 34-7	043-537-8063	18	200,318
	괴산군	(주)건흥환경	김태익	충청북도 괴산군 괴산읍 검승리 102-3	043-832-7868	5	104,005
		(주)청주아스콘	이종득	충청북도 괴산군 청천면 청천리 195-6	043-832-3600	4	91,779
	음성군	그린피쉬	이 창희	충청북도 음성군 생극면 일생로 592 592	043-877-9077	8	206,559
		정화환경산업(주)	이병홍, 이병균	충청북도 음성군 원남면 상경로 324-21 (하로리 272-1)	043-872-4774	30	226,643

구 분		업 체 명	대표자	소 재 지	전화번호	차량(대)	2013년 수집·운반량(톤)
시도	시군구						
충북	단양군	대교환경산업	이석문 외1	충청북도 단양군 가곡면 여천리 850번지 외	043-421-5335	18	47,529
충남	소계	96 업체				759	5,687,069
	천안시	(주)그린환경	임국빈	충청남도 천안시 동남구 광덕면 행정리 197-2	041-565-5556	7	108,800
		(주)늘푸른세상	노군주	충청남도 천안시 동남구 망향로 48 (신부동, 2층)	041-555-5724	2	4,213
		(주)민성환경	유형록	충청남도 천안시 서북구 직산읍 남산리 40-14번지	041-622-7230	9	846
		(주)세창이엔텍	문광호,문광석	충청남도 천안시 동남구 광덕면 차령고개로 682-11 (주)세창이엔텍	041-523-0677	19	220,652
		(주)영흥산업환경	대표이사	충청남도 천안시 동남구 목천읍 소사리 187-4	041-554-7811	32	623,547
		(주)제원환경	신장섭	충청남도 천안시 동남구 광덕면 차령고개로 645-9 645-9	041-567-6699	3	28,425
		(주)천안환경	장명식	충청남도 천안시 동남구 수신면 해정리 173	041-552-4462	7	60,661
		가나환경	김종태	충청남도 천안시 서북구 성환읍 율금리 18-9	041-522-5478	3	272
		뉴클린환경산업(주)	한상복,신승범	충청남도 천안시 서북구 직산읍 군동리 301	041-582-6113	7	91,107
		대성환경	유용환	충청남도 천안시 동남구 원성동 563-15번지 지하1층	041-522-4999	3	265
		도솔환경산업(주)	임갑순	충청남도 천안시 서북구 직산읍 자은가리 82-2	041-584-7007	13	84,422
		삼화환경(주)	김영식	충청남도 천안시 서북구 두정동 395-5	041-568-4517	3	40
		상록수환경(주)	장인수	충청남도 천안시 동남구 구성동 128-2	041-622-2772	3	1,908
		원광종합개발(주)	이강연	충청남도 천안시 동남구 구룡동 1 화물터미널214호	041-568-1158	3	
		현대하이테크(주)	이만희	충청남도 천안시 서북구 성거읍 정촌리 231-1	041-522-0879	4	54,089
		현무환경(주)	이길수	충청남도 천안시 서북구 직산읍 남산리 9-52	041-561-0949	3	3,358
	공주시	(주)나누리	이현규	충청남도 공주시 신관동 595-5 명원빌딩 3층301호	041-856-6217	1	
		(주)현일산업개발공사	박영균	충청남도 공주시 유구읍 유구리 26-8	041-841-5300	13	45,827
		대길환경산업(주)	조정기	충청남도 공주시 이인면 백제큰길 1096 -	041-856-3001	56	792,337
		신화환경개발(주)	남기홍	충청남도 공주시 탄천면 덕지리 557-11	041-853-6969	16	202,190
	보령시	(주)보령환경산업	박홍전	충청남도 보령시 남포면 양항리 836-22	041-931-3541	5	148
		삼원환경산업(주)	남궁훈	충청남도 보령시 남포면 양항리 706	041-931-1425	10	159,139
	아산시	(주)그린피아	이주섭	충청남도 아산시 장존동 순천향로 830	041-547-2800	4	684
		(주)우리개발	박영란	충청남도 아산시 신창면 궁화리 166-19	041-544-0552	11	183,644
		은성환경(주)	안준형	충청남도 아산시 염치읍 서원리 11-2	041-541-9630	10	201,336
	서산시	(주)대한환경	황선정	충청남도 서산시 대산읍 화곡리 59-4	041-666-8500	8	115,335
		(주)서광환경	홍성기	충청남도 서산시 오남동 482-1	041-663-0590	3	167
		(주)동인환경물류	조병칠	충청남도 서산시 지곡면 대오리 386-20(충의로 1442)	041-662-3113	2	59
		대명종합환경산업(주)	김병길	충청남도 서산시 음암면 신장리 165-7	041-664-7456	11	117,136
		대진환경(주)(서산)	양정목	충청남도 서산시 대산읍 대로리 산93-7	041-664-8640	3	10,444
		연합환경(주)(건설, 지정)	송인복	충청남도 서산시 읍내동 191	041-669-8388	3	29,385
		우선산업(주)	김범진	충청남도 서산시 해미면 산수리 산4-6	041-688-6388	0	92,950
		조은이엔지(주)	박상목	충청남도 서산시 문화로 107 206호(읍내동)	041-681-8899	3	4,693
		청록환경산업(주)	심선종	충청남도 서산시 장동 72-5	041-668-4743	4	19,597
	논산시	(주)동양알디	박동호	충청남도 논산시 벌곡면 신양리 464-2	041-732-5341	8	276
		(주)비젼월드	이미경	충청남도 논산시 연산면 사포리 471-1	041-534-0109	12	31,475
		금강환경(주)	김복렬	충청남도 논산시 내동 290-5	041-732-5005	3	
		놀뫼환경(주)	서주원	충청남도 논산시 벌곡면 한삼천리 334-2	041-733-3939	2	215,656
		대형환경(주)(논산)	강희권	충청남도 논산시 벌곡면 조령리 52,55	041-732-0620	11	183,095
		영진환경산업(주)	천광식	충청남도 논산시 부창동 399-5 101동 106호	041-735-7797	3	
	당진시	(주)건향개발	박재홍	충청남도 당진시 당진중앙2로 59-3 (읍내동,컨버스)	041-358-1101	25	8,778
		(주)성화환경	박진일	충청남도 당진군 신평면 거산리 556-1(독암길 34-18)	041-363-2123	4	1,241
		(주)친환경	박금자	충청남도 당진군 면천면 성상리 889-2	041-354-1245	3	2,652
		(주)태건환경건설(건설,지정)	유승호	충청남도 당진시 신평면 서해로 6889 .	041-354-7765	3	12,003
		대승산업개발(주)	김진성	충청남도 당진시 서해로 6160 (시곡동)	041-352-8801	4	4,275
		대원환경산업(주)	이인희	충청남도 당진군 당진읍 시곡리 149-9	041-355-8989	5	18,656
		동양산업개발(주)	최어영	충청남도 당진군 송산면 무수리 10-1	041-354-2255	5	84,156
		동화산업(주)	김혜숙	충청남도 당진군 합덕읍 석우리 71-15	041-363-1270	3	40,993
		명진환경(주)	김용화	충청남도 당진시 신평면 거산리 150-7	041-363-7199	3	9,866
		시현환경건설(주)	김완복	충청남도 당진시 정안로 65 (원당동)	041-358-4401	5	25,988
		아주환경개발(주)	한정애	충청남도 당진시 순성면 갈뫼길 12 -	041-355-7288	6	11,986
		우진개발(주)	김영희	충청남도 당진군 송악면 반촌리 774-1 2동1호	041-357-9286	5	34
		은성환경개발(주)	안준형	충청남도 당진군 합덕읍 운산리 293-35	041-363-7730	3	3,656
	금산군	인선기업(주)	곽명헌	충청남도 금산군 복수면 수영리 557-1	041-754-7120	16	261,222

구 분		업 체 명	대표자	소 재 지	전화번호	차량(대)	2013년 수집·운반량(톤)
시도	시군구						
충남	금산군	한화환경산업(주)(건설)	김진배	충청남도 금산군 복수면 지량리 499-2		3	411
	부여군	(주)동일환경	조남대	충청남도 부여군 부여읍 동남리 505-8	041-834-6603	4	7,090
		강산환경	임종관	충청남도 부여군 부여읍 동남리 678-1번지	041-836-4114	5	2,270
		그린건설(주)	김영한	충청남도 부여군 부여읍 서동로37번길 25-18 .	041-832-5448	9	4,793
		녹색건설주식회사	조정환	충청남도 부여군 부여읍 월함로 91 .	041-836-1267	4	18,347
		늘푸른환경(부여)	손영숙	충청남도 부여군 부여읍 부장대로 57 -	041-835-3411	3	2,111
		백제환경	김원기	충청남도 부여군 부여읍 동남리 220-9	041-835-3911	3	22,894
		산수종합환경(합)	이만복	충청남도 부여군 부여읍 가증리 90-5	041-834-4024	4	5,618
	서천군	(주)서은산업개발	송은	충청남도 서천군 종천면 화산리 308	041-953-7390	3	4,423
		(주)설림	전현웅	충청남도 서천군 서천읍 사곡리 276-4	041-952-7617	3	7,806
		(주)태진	김원규	충청남도 서천군 서천읍 군사리 50	041-951-0070	4	1,591
		(주)푸른환경운수산업	김중봉	충청남도 서천군 장항읍 창선리 540-2	041-956-1230	3	19
		(합명)장항운수	전영수	충청남도 서천군 마서면 덕암리 229-8	041-956-1718	12	16,174
		동서환경	설민수	충청남도 서천군 비인면 성북리 238-4	041-952-9181	3	7,269
		밀알환경	윤정석 외2	충청남도 서천군 서천읍 군사리 855-7	041-953-4422	3	4,914
		삼원개발(주)	정창식	충청남도 서천군 장항읍 화천리 282	041-957-0887	4	4,730
		협동환경증기	박창석	충청남도 서천군 서면 도둔리 72-4	041-951-7982	3	2,825
	청양군	(주)보민환경	장기현	충청남도 청양군 비봉면 강정리 112-9	041-943-7436,7	5	170,494
		(주)삼천산업	이상진	충청남도 청양군 청양읍 중앙로 66	041-944-1224	3	3,707
		경산종합건설(합)(운반)	박찬석	충청남도 청양군 비봉면 충절로 2139-13 2139-13	041-943-8771	3	1,887
		늘푸른개발	이종섭	충청남도 청양군 정산면 서정1길 12 -	041-943-6986	4	9,485
		청양환경산업(주)	심두섭	충청남도 청양군 청양읍 중앙로 66 청양환경산업(주)	041-942-0094	6	3,096
	홍성군	대길산업(주)	제영태	충청남도 홍성군 은하면 천광로 856-29	041-642-0101	170	944,695
		명진환경산업(주)	박준웅	충청남도 홍성군 서부면 홍남서로 330 판교리 639-2	041-642-7766	8	90,227
	예산군	(주)건영종합환경	박원정	충청남도 예산군 예산읍 예산리 64-1 1층	041-335-1677	8	8,067
		(주)대영환경	강창규	충청남도 예산군 신암면 탄중리 148-2	041-332-4774	1	82
		도청이전주민생계조합예일환경(주)	장영석	충청남도 예산군 대흥면 형제고개로 696-26 .	041-334-0406	8	45,433
		무한건설환경(주)	심상학	충청남도 예산군 예산읍 산성리 275-1	041-331-3332	7	50,096
	태안군	(주)이젠엘티디	전인설	충청남도 태안군 원북면 반계리 원이로753(반계리332-4)	041-675-6771	3	
		(주)태일건설기계	한선화	충청남도 태안군 태안읍 평천리 703	041-675-8249	7	0
		(주)환경21	이기곤	충청남도 태안군 태안읍 후곡로 109 비동3호	041-673-1245	3	6,295
		대륙환경산업(주)	가문진	충청남도 태안군 태안읍 백화로 263	041-672-7333	6	7,398
		명진환경산업(주)	이종걸	충청남도 태안군 태안읍 남문리 148-1	041-674-5009	3	12,553
		반도환경	이영교	충청남도 태안군 태안읍 후곡로 109 비동3호	041-673-8383	3	2,104
		백화환경산업건설(주)	이종윤	충청남도 태안군 태안읍 남문리 701 2층9호	041-674-5664	3	7,590
		삼일환경산업(주)	엄은경	충청남도 태안군 태안읍 남문리 708-9	041-672-8909	3	1,472
		서령환경(주)	박인성	충청남도 태안군 태안읍 남문1리 683-11	041-674-7900	3	3,442
		어송환경	이민형	충청남도 태안군 태안읍 서해로 1964	041-675-1957	3	4,595
		연합환경(태안)	송화복	충청남도 태안군 태안읍 중앙로 10 남문리	041-673-8389	3	14,114
		열린환경(주)	김흥숙	충청남도 태안군 태안읍 남문리 654-3	041-673-8986	3	3,256
		정성산업환경(주)	정능인	충청남도 태안군 태안읍 평천리 611-8	041-675-4939	4	3,904
		한영실업(주)	문병환	충청남도 태안군 원북면 방갈리 831	041-674-5588	3	6,106
전북	소계	59 업체				329	1,630,928
	전주시	(유)개암이엔티	박인규	전라북도 전주시 덕진구 여의동 530-2	063-211-3322 진선희	3	142,509
		(유)석마산업	최계원	전라북도 전주시 덕진구 여의동 133-2번지	063-212-9166	8	3,881
		(유)전국종합특송	박월자	전라북도 전주시 완산구 삼천동2가 482-1	063-225-1700	3	265
		(유)전일환경	송기순	전라북도 전주시 완산구 대성동 225	063-232-7273	13	134,064
		(유)태정물류	정성철	전라북도 전주시 덕진구 동부대로 1524 (고랑동)	063-211-7008	3	63
		(유)한솔산업환경	라인주	전라북도 전주시 완산구 평화동3가 223-7	063-226-3368	3	
		(주)한결이엔티	박종선	전라북도 전주시 덕진구 서귀로 150-2 530-60	063-213-3322	4	46,301
		공립운수(주)	이순구	전라북도 전주시 완산구 효자동1가 410-47번지		3	358
		새마을골재증기	고명길	전라북도 전주시 완산구 대성동 11번지	063-284-0012	4	0
		오톤환경	안재선	전라북도 완주군 용진면 상운리 25-4		8	257
		유니콘환경	김귀자	전라북도 전주시 완산구 남노송동 540-6 영화빌딩3층302호	063-286-2340	3	164
		태양환경-전주	강신규	전라북도 전주시 덕진구 진북동 300-74	070-8274-4290	3	1,426
	군산시	(유)군산폐기물-운반	조철수	전라북도 군산시 동흥남동 407-12	063-445-0701	4	1,609

구 분		업 체 명	대표자	소 재 지	전화번호	차량(대)	2013년 수집·운반량(톤)
시도	시군구						
전북	군산시	(유)그린환경(군산)	최규옥	전라북도 군산시 옥녀로 26 (내초동)	063-443-5111	0	
		(유)대성특수화물운수	채운석	전라북도 군산시 조촌동 845-1	063-442-8200 김정임	0	
		(유)대한환경(군산)	유희권	전라북도 군산시 옥서북길 276-27 (내초동)	063-451-7111	15	117,731
		(유)덕산산업	임경숙	전라북도 군산시 지곡동 553-5번지	063-463-7600	3	
		(유)서군산자원환경	유태식	전라북도 군산시 소룡동 723번지	063-467-7118	0	
		(유)서림산업	신현금	전라북도 군산시 금동 군산시 금동 9-36	063-446-0775	5	76
		(유)성화환경운수	이학권	전라북도 군산시 금동 9-36	063-446-0771	15	957
		(유)씨엔지알텍	양민섭	전라북도 군산시 구암동 271-2	063-464-8375	7	44,299
		(유)웨스턴기업	이영환	전라북도 군산시 옥서면 선연리 1752	063-471-5399	3	
		(유)청정환경	조택규	전라북도 군산시 옥구읍 어은리 208번지	063-467-8221	3	76
		(유)케이에스환경건설	채수연	전라북도 군산시 산북동 1492번지		4	351
		(주)남성환경	이충기	전라북도 군산시 성산면 산남길 141 624-2번지	063-453-8866	7	89,485
		(주)서원건설산업	심재왕	전라북도 군산시 내초도동 193-2	063-467-8370 장명숙	13	134,827
		(주)우주환경	나경주	전라북도 군산시 내초동 218-1	063-465-5150 김수정	10	115,336
		케이씨환경건설(주)	채수백	전라북도 군산시 조촌동 860-5	063-452-9202	5	56,797
	익산시	(유)계룡환경산업-운반자	하재일	전라북도 익산시 무왕로31길 254 (유)계룡환경산업	063-834-8072	3	762
		(유)고려환경산업	안병호	전라북도 익산시 춘포면 신동리 190-11	063-833-5889	3	2,471
		(유)다일환경산업	조재빈	전라북도 익산시 왕궁면 온수리 340	063-291-7444	3	145,543
		(유)유진환경	조재근	전라북도 익산시 인화동1가 135-60	063-858-9767	3	0
		(유)해성운수	양봉식	전라북도 익산시 왕궁면 왕궁리 705-9	063-833-0653	5	106
		(주)서일특수	양봉식	전라북도 익산시 왕궁면 왕궁리 705-9	063-833-0653	30	2,034
		(주)이리위생공사	최재관	전라북도 익산시 석암로11길 294 (팔봉동)	063-855-1011	3	709
		광일환경	박희연	전라북도 익산시 황등면 황등리 747-3번지	063-855-0115	2	
		동국건설중기-운반	이준희	전라북도 익산시 황등면 석재길 22 (유통석재)	063-856-3177	3	1,543
		영광건설기계	박의화외 7명	전라북도 익산시 인화동 1가 212-4	063-856-3653	8	733
		영진건재골재상사	신명숙	전라북도 익산시 동산동 1004-2	063-858-1440	3	
	정읍시	(유)숲으로	윤현영	전라북도 정읍시 신태인읍 연정길 25 (현진샷슈공사)	063-571-6705	4	28,950
		(유)현영	윤병원	전라북도 정읍시 감곡면 오주리 58-10	063-571-2215	10	111,304
		(주)그린환경(정읍)	강수형	전라북도 정읍시 덕천면 달천리 817-5	063-536-5541	9	62,304
		명성에너지(주)	신은하	전라북도 정읍시 정우면 화천리 395-7,6	063-571-7109	3	112
	김제시	(유)전주환경	박몽선	전라북도 김제시 봉남면 대송리 157	063-543-2007	6	280,321
		광역환경	김영관	전라북도 김제시 두월로 382 (검산동)	063-546-0404	3	1,118
		지평선환경	김금녀	전라북도 김제시 청하면 관상리 143-7	063-543-7904	1	46
	완주군	(유)아리울물류	황중길	전라북도 완주군 삼례읍 하리 599-1	063-291-7043	7	
		남양운수	김창욱	전라북도 완주군 삼례읍 신금리 434	063-211-2222	3	
		전북개별환경	배홍열	전라북도 완주군 용진면 완주로 209 전북개별환경	063-226-2910	29	
	진안군	(유)강성산업개발	김도근	전라북도 진안군 부귀면 오룡리 390-3	063-432-1150	4	64,451
		(유)중앙	윤세연	전라북도 진안군 마령면 덕천리 456	063-247-9296-7	3	11,873
	장수군	(주)이도	강병수	전라북도 장수군 장수읍 장천로170	063-351-8944	3	3,193
	임실군	(유)거상-건설	양미화	전라북도 임실군 임실읍 성가리 234-1	063-285-6740	3	2,397
		(유)대일환경	문홍주	전라북도 임실군 임실읍 이도리 183-3	063-644-2001	3	4,795
		(유)덕인건설-운반자	이정원	전라북도 임실군 임실읍 중동로 38 2층	063-644-4380	3	1,422
		(유)푸른환경	양원규	전라북도 임실군 임실읍 이도리 111-2	000-000-0000	3	1,950
		가은산업개발-운반자	김종열	전라북도 임실군 오수면 오수로 90 -	063-211-3754	3	2,273
	고창군	(주)대림환경-고창	김귀연	전라북도 고창군 신림면 벽송리 549,549-3번지	063-561-5771	5	9,645
		동오이엔티(주)	송광섭	전라북도 고창군 성내면 조동리 413-2번지	063-562-1061	6	40
전남	소계	100 업체				660	2,335,987
	목포시	(유)서남환경	임감단	전라남도 목포시 연산동 617-4번지	061-279-2237	3	6,033
		(유)서해운수	김현길	전라남도 목포시 평화로101번길 9-1 (상동)	061-2824198	18	5
		(유)성원환경개발	이연주	전라남도 목포시 대양동 957-2번지	061-279-1801	15	
		(유)전남환경(목포)	김덕진	전라남도 목포시 연산동 620-9	061-242-6700	10	3,822
		(유)청우산업개발	용태호	전라남도 목포시 산정로 282 (연산동)	061-277-4322	3	184
		(유)한국환경	박지현	전라남도 목포시 동명동 406	061-244-0365	3	195
		(주)목포청결사	이점용	전라남도 목포시 석현동 977-23	061-283-2816	3	1,613
		남경중기	이강준	전라남도 목포시 옥암동 773-4번지	061-284-6004	9	94
		바다환경(주)-목포	김이랑	전라남도 목포시 연산동 1048-16	061-285-7223	6	105

구 분		업 체 명	대표자	소 재 지	전화번호	차량(대)	2013년 수집·운반량(톤)
시도	시군구						
전남	목포시	삼호건설기계	오선명외 2명	전라남도 목포시 상동 804-1	061-281-3535	3	50
	여수시	(유)구항환경	임옥현	전라남도 여수시 여서동 금호아파트 10-806	061-642-4047	5	436
		(유)대한환경	김광율	전라남도 여수시 연등동 719-5	061-666-2220	3	1,033
		(유)동부환경	박남균	전라남도 여수시 미평동 635-2	061-653-7666	3	3,521
		(유)삼려환경	장정근	전라남도 여수시 소라면 봉두리 836	061-686-6401~3	6	131,252
		(유)시민환경	장소영	전라남도 여수시 신월로 779 (봉강동)	061-652-8087	3	146
		(유)신진환경	김상봉	전라남도 여수시 연등동 528	061-666-8204	3	209
		(유)여수환경	정덕심	전라남도 여수시 문수3길 12-4 (문수동)	061-652-6064	3	426
		(유)우리환경	서의범	전라남도 여수시 연등동 528, 1층	061-662-5333	3	123
		(유)중앙환경건설(운반)	강성길	전라남도 여수시 미평동 648-3	061-654-5301	7	15
		(유)태백산업	권은숙	전라남도 여수시 선원동 1252-3	061-685-9121	3	186
		(주)국제환경	유병오	전라남도 여수시 오림동 413-8	061-644-0004	4	6,552
		(주)그린환경건설	김대영	전라남도 여수시 상암로 282 (호명동)	061-654-3077	4	36,246
		(주)녹색환경산업	조동환	전라남도 여수시 소라면 봉두리 547번지	061-685-3300	16	13,894
		(주)동남환경	황미웅	전라남도 여수시 화치동 여수산단1로284	061-685-1524	3	143
		(주)미래환경(여수)	이길훈	전라남도 여수시 연등동 731-1	061-651-1925	8	884
		(주)유진환경산업	이승규	전라남도 여수시 상암동 515-5번지	061-686-8994	3	14
		(주)이레	전상순	전라남도 여수시 주삼동 643번지	061-685-8441	9	75,850
		(주)주연산업	이주형	전라남도 여수시 호명동 1470-1번지	061-692-3789	4	2,361
		(주)주은환경	전효성	전라남도 여수시 화양면 화동리 2150	061-684-6868	3	50,701
		(주)코리아물류	김재설외1	전라남도 여수시 좌수영로 977 여천동		6	1,078
		(주)태승	최종길	전라남도 여수시 율촌면 신풍리 894-15	061-685-7448	18	3,134
		동광환경	송기문	전라남도 여수시 덕충동 1819-2	061-666-6814	3	
		부영환경	박근혁	전라남도 여수시 공화동 1483-28	061-666-2553	4	560
		성산환경(주)	임병권	전라남도 여수시 소라면 대포리 854-2	061-682-7985	8	175,804
		신성환경	박진성	전라남도 여수시 오림동 진남체육관길23	061-642-3309	3	
		양지환경	차상찬	전라남도 여수시 율촌면 구암2길 10 전라남도 여수시 율촌면 신풍 1254-5	061-682-7566	5	36
		자유환경산업	서숙경	전라남도 여수시 국동 37-57	061-691-8881	3	89
		초록환경산업(주)-여수	유덕식	전라남도 여수시 봉산동 278-1	061-642-6113	3	329
		해양환경(운반자)	김정환	전라남도 여수시 미평동 493-14		3	
	순천시	(주)그린코리아팔마환경산업	장경식	전라남도 순천시 해룡면 대안리 810-1번지	061-723-4422	4	1,772
		(주)금호환경(순천)	양태열	전라남도 순천시 별량면 금치리 284	061-742-3544	3	57,239
		(주)다산환경	안점진	전라남도 순천시 해룡면 성산리 99	061-723-1424	12	93,504
		(주)동아환경(순천)	김용호	전라남도 순천시 해촌길 18 1781	061-723-6257	3	1,439
		(주)동아환경산업	김용호	전라남도 순천시 별량면 금치리 1303-6	061-744-5353	13	60,706
		(주)해룡기업	이정열	전라남도 순천시 해룡면 호두길 117-1 .	061-746-4789	3	7,011
		백진환경(자)	유희찬	전라남도 순천시 대룡동 929-3	061-742-6701	76	130,694
		부일환경(주)	이경우	전라남도 순천시 조례동 1790	061-723-4000	5	733
		전진환경(주)1공장	장철수	전라남도 순천시 연향동 644-5	061-741-7711	4	1,587
		태양환경(주)-순천	구권섭	전라남도 순천시 서면 구상리 199	061-755-9807	3	3,870
		호남산업(주)	김상헌	전라남도 순천시 서면 매천로 209 (압곡리 호남산업(주))	061-755-7781	14	184,204
	나주시	(주)남부지엔씨	이상탁,김갑현	전라남도 나주시 다도면 송학리 190번지	061-337-4504	3	62,037
		(주)남부환경개발(나주)	정문일	전라남도 나주시 다도면 송학리 190번지	061-337-4503	9	152,350
		현대환경산업(주)-나주	김기범	전라남도 나주시 봉황면 유곡리 454-8번지	061-334-6633	31	335,280
		홍제산업	조민호	전라남도 나주시 금천면 오강리 52-30번지	061-334-8851	5	618
	광양시	(주)광양환경	성환배	전라남도 광양시 정수2길 55 302호 (광영동,동준빌라)	061-762-8259	5	2,310
		(주)대양환경(광양)	허성수	전라남도 광양시 광양읍 제철로 315-4 .	061-763-9227	4	8,749
		(주)백운환경	곽창환	전라남도 광양시 봉강면 석사리 74	061-762-9220	4	4,438
		(주)일성산업(광양)	한선희	전라남도 광양시 진월면 망덕리 839	061-772-6118	9	173,561
		가야환경	김준호	전라남도 광양시 성황동 30-5	061-791-7949	3	
		서기산업(주)	신성우	전라남도 광양시 옥정로 95 성황동	061-791-8383	3	3,940
		오도환경(주)	이종문	전라남도 광양시 중동 1300-4 2층	061-795-5000	2	
	담양군	(주)워렉스	임병욱	전라남도 담양군 고서면 가사문학로 329 501	061-337-4506	3	13,006
		성광건설중기(주)(운반)	김현구	전라남도 담양군 담양읍 양각리 410-1	061-381-7076	4	
	곡성군	(주)기상	강병우	전라남도 곡성군 곡성읍 읍내리 158-4	061-363-8572	3	2,106
		(합)늘푸른환경	이차영	전라남도 곡성군 곡성읍 읍내리 781	061-363-8572	6	4,801

구 분		업 체 명	대표자	소 재 지	전화번호	차량(대)	2013년 수집·운반량(톤)
시도	시군구						
전남	곡성군	섬진개발(주)	조상호	전라남도 곡성군 오곡면 오지리 1342-1		3	2,375
	구례군	(유)산야	이현희	전라남도 구례군 구례읍 5일시장작은길 31 -	061-781-0012	11	13,271
		(유)신용골재 환경공사	박권섭	전라남도 구례군 구례읍 봉북리 282-4		6	4,765
		(주)에버그린	정선우	전라남도 구례군 구례읍 백련리 584-2	070-4113-3834	1	4,371
		(주)일등환경	도진명	전라남도 구례군 구례읍 중앙로 17 (1층)	061-783-9950	18	2,255
		(주)제일환경산업(운반)	조기문	전라남도 구례군 구례읍 봉북리 282-4	061-783-0472	3	2,265
		(합자)구례환경공사	박인자	전라남도 구례군 구례읍 봉성로 121 281-4	061-782-8010	6	6,097
	보성군	(주)한양자원개발	김영일	전라남도 보성군 보성읍 원봉리 545	061-853-1738	5	80,241
	화순군	(주)신아산업	송문석	전라남도 화순군 화순읍 삼천리 713-5 번지 (2층)	061-373-8340	28	3,886
		(주)신아에이치에스	정현석	전라남도 화순군 춘양면 가봉리 산40		3	
		남경중공업(주)	최제필	전라남도 화순군 동면 천덕리 25번지	061-372-4680	0	
		케이씨네트웍스(주)	이재천	전라남도 화순군 동면 동농공길 26 -	062-366-7272	3	156
	해남군	(주)삼호환경(해남)	황광남	전라남도 해남군 황산면 명량로 2229 (주)삼호환경	061-537-2600	6	66,176
	영암군	(유)대불환경산업	천인용	전라남도 영암군 삼호읍 삼호중앙로 246 2층	061-462-6839	3	102
		(유)삼호환경산업	박광국	전라남도 영암군 삼호읍 삼호중앙로 20	061-462-0615	0	1,039
	무안군	(유)남해환경	조화정,조명희	전라남도 무안군 삼향면 유교리 350-1	061-281-2000	11	217,773
		(유)무안건설기계	박경호	전라남도 무안군 무안읍 성암리 942	061-454-6007	0	
		(유)서부환경	조재웅	전라남도 무안군 삼향면 유교리 350-5	061-285-6000	5	29,902
	함평군	(주)도원	박래근	전라남도 함평군 해보면 해보월현길 114-66	061-323-2240	3	
		(주)빛가람환경	김상초	전라남도 함평군 학교면 함영로 481 -	061-337-0070	4	2,395
	영광군	대경환경산업(주)	김경현	전라남도 영광군 영광읍 남천리 309-18	061-351-7070	7	3,635
	장성군	(주)성신	김영아	전라남도 장성군 남면 황토단감로 262 (평산리 137-37번지)	062-959-2226	7	1,527
	완도군	(유)늘푸른환경	이창성	전라남도 완도군 완도읍 중앙길 18-1 -	061-554-0012	3	755
		(유)대양이엘디(완도)	도진경	전라남도 완도군 완도읍 가용리 6-52	061-552-9227	11	4,802
		(유)대원건설(운반)	박순오	전라남도 완도군 완도읍 가용리 640-1	062-526-7071	5	3,639
		(유)원찬환경	김상찬	전라남도 완도군 완도읍 장보고대로 36 지내	061-555-3696	4	11,669
		(유)청해환경증기(운반)	이인수	전라남도 완도군 완도읍 가용리 1040-5	061-552-3738	3	6,789
		(유)해신환경	이영수	전라남도 완도군 완도읍 군내리 308-21	061-554-9393	9	19,860
	진도군	(유)대양이엘디(진도)	도진명	전라남도 진도군 고군면 고성리 239-7	061-542-9227	14	1,207
		(유)대청환경	전윤환	전라남도 진도군 진도읍 남동리 777-1 (2층)	061-543-9178	3	6,958
		(유)와이케이환경	김종희	전라남도 진도군 진도읍 쌍정리 206	061-464-3333	3	2,379
		(유)해진	김행채	전라남도 진도군 군내면 월가리 253-5	061-544-0894	3	7,150
		(유)혜원환경	조순자	전라남도 진도군 군내면 월가리 265-1	061-542-7900	3	1,000
		(주)해성건기	정영순	전라남도 진도군 군내면 정자리 253-5	061-543-2233	6	4,458
		진도그린환경(유)	양정준	전라남도 진도군 진도읍 동외리 322번지	061-543-7034	4	11
경북	소계	139 업체				790	9,482,852
	포항시	(주)가람환경산업	김태헌	경상북도 포항시 남구 오천읍 문덕로80번길 34-8	054-293-0110	5	5,613
		(주)거동환경개발	김기찬	경상북도 포항시 남구 연일읍 동문로 12 (주)가동환경개발	054-282-4777	5	7,335
		(주)녹백	장호석	경상북도 포항시 남구 청림동 978-12번지	054-292-7800	4	52,244
		(주)동석환경	김동석	경상북도 포항시 남구 대도동 627-1	054-275-9688	4	68,303
		(주)동해안환경	김철민	경상북도 포항시 북구 흥해읍 대련리 509-3	054-254-8866	10	93,401
		(주)면강	최영우	경상북도 포항시 남구 오천읍 냉천로540 A-301	054-278-1700	3	14,723
		(주)삼성	대표이사	경상북도 포항시 남구 동해면 석리 92-4	054-286-5201	9	49
		(주)삼성환경	남홍중	경상북도 포항시 남구 동해면 석리 92-4	054-286-5202	2	6
		(주)영일개발	정수일	경상북도 포항시 남구 해도2동 122-24	054-284-4568	3	13,424
		(주)영진아스콘	최현용	경상북도 포항시 북구 청하면 청진리 31-4	054-261-8080	2	5,184
		(주)청경	김응원	경상북도 포항시 남구 새천년대로460번길 15-2 (대잠동) 2층	054-255-9922	3	39,122
		(주)포항환경건설	한진오	경상북도 포항시 북구 흥해읍 덕장리 648-2	054-261-8080	9	64,656
		(주)한동R&C(운반자)	전기화	경상북도 포항시 북구 흥해읍 용천리 1152-5,7번지	054-261-5077	10	270,495
		금강환경(주)	김영기	경상북도 포항시 남구 연일읍 남성길1번길 66 -	054-285-9277	7	
		대영환경(주)	윤경순	경상북도 포항시 남구 오천읍 문덕리 864-2번지	054-293-5515	4	4,881
		미래개발(주)	김종애	경상북도 포항시 남구 연일읍 학전리 7-8, 7-9번지	054-278-4477	16	226,324
		서현개발(주)	김성길	경상북도 포항시 북구 흥해읍 덕장리 648-6	054-278-4491	4	33,413
		신우환경(주)	김정애	경상북도 포항시 남구 해도2동 60-4 동보상가1층	054-284-6803	3	3,028
		엠에스디산업(주)	이동철	경상북도 포항시 남구 송림로 51 (송도동)	054-282-3678	3	25,117
		우정건설(주)	김효목	경상북도 포항시 북구 흥해읍 용천리 1141-15	054-262-7801	5	35,502

구 분		업 체 명	대표자	소 재 지	전화번호	차량(대)	2013년 수집·운반량(톤)
시도	시군구						
경북	포항시	우정환경(주)	박재형	경상북도 포항시 북구 흥해읍 용천리 1141-27	054-262-2360	5	161,822
		유한회사종운환경	나종운	경상북도 포항시 남구 청림동 1182-9	054-291-1202	3	3,652
	경주시	(주)거진산업(운반자)	김영미	경상북도 경주시 천북면 신당리 1399-56		4	15,051
		(주)녹색환경	최문환	경상북도 경주시 안강읍 두류리 419-1, 424	054-762-6224	5	11,197
		(주)대유산업	김유권	경상북도 경주시 천북면 신당리 1228-5	054-774-7557	3	51,098
		(주)무궁화건설	김성배	경상북도 경주시 황성동 903-6 1층가동		3	521
		(주)세영	김상국	경상북도 경주시 강동면 다산리 산77번지	054-762-7117	5	64,780
		(주)신라환경-운반	권기홍	경상북도 경주시 동천동 784-8 2층	054-772-6540	4	10,447
		(주)신명산업	이 해 숙	경상북도 경주시 황성동 800-24	054-749-4477	5	18,335
		(주)유진개발	김형록	경상북도 경주시 안강읍 안강리 288-12번지	054-763-6900	3	20,714
		(주)하나환경	김정훈	경상북도 경주시 시래동 1088-15번지	054-777-1600	5	316
		(주)한결건설 운반	김미연	경상북도 경주시 황오동 8-12 2층	054-746-0482	3	5,256
		(주)형제건설(운반)	박점태	경상북도 경주시 황성동 338-3 우주타운상가 105호	054-745-1181	10	7,084
		경원(주)	한상령	경상북도 경주시 외동읍 제내리 559-3	054-776-6627	9	154,698
		계림환경(주)	김정희	경상북도 경주시 외동읍 제내리 559-3번지	054-774-6627	3	38,645
		광신건설(주)-운반자	임정희	경상북도 경주시 성건동 677-110	054-741-1717	2	5,359
		까꾸리건설(주)	김현희	경상북도 경주시 내남면 이조중앙길 13 지내	054-749-9292	3	1,479
		대림산업(주)	이경호	경상북도 경주시 천북면 화산리 914번지	054-776-5867	5	37,230
		대성건설(주)운반	김대성	경상북도 경주시 외동읍 신계리 165-1	054-746-0482	18	12,747
		백송산업개발(주)	이상곤	경상북도 경주시 감포읍 동해안로 1702 203	054-777-7474	3	15,873
		서진환경(주)(운반)	권윤정	경상북도 경주시 황성동 338-3 우주타운상가 105호	054-748-7028	8	6,091
		영남개발(주)운반자	조민재	경상북도 경주시 천북면 천강로 257-6 (성지리)	054-742-1498	4	23,224
		중앙산업개발(주)	정학진	경상북도 경주시 성동동 128-4	054-745-8400	3	3,163
		진원산업(주)	이진원	경상북도 경주시 북성로18번길 4 (성건동)	054-771-7904	3	13,195
		천마건설(운반자)	김동진	경상북도 경주시 동천동 811번지 1층	054-746-9003	3	2,163
		청경그린산업(주)	정희돈	경상북도 경주시 외동읍 냉천제내공단길 229 (제내리 456-3)	054-742-8888	3	12,236
		태양석면철거(주)	김웅	경상북도 경주시 동천동 790-17(2층)	054-745-6961	3	4,293
		한경이엔티(주)	김정희	경상북도 경주시 외동읍 석계리 산 184-5외 1필지	054-745-6627	4	104,651
		한국신기술산업(주)	홍순팔	경상북도 경주시 강동면 다산리 87-2	054-762-3002	2	100,859
		한국자원(주)	인용태	경상북도 경주시 강동면 왕신리 269	054-762-0967	3	1,533
		현승테크	나윤택	경상북도 경주시 천북면 오야리 40	054-746-3347	4	407
		화랑철거(주)	김미영	경상북도 경주시 성건동 620-90	054-745-4115	3	5,100
	김천시	(주)경북산업	박병숙	경상북도 김천시 개령면 남전리 676-1번지	054-437-4557	5	100,538
		(주)그린파워텍	조명범	경상북도 김천시 남면 부상리 879-1	054-435-6647	12	227,463
		(주)특수개발(운반)	오장호	경상북도 김천시 신음동 1210-5	054-437-9116	9	
		강산환경	이상배	경상북도 김천시 모암동 김천우체국 181-4	054-437-8216	9	2,270
		글로벌환경	백창현, 나영세	경상북도 김천시 평화동 15-3번지	054-433-5432	3	17,254
		김천환경	최영희	경상북도 김천시 신음동 998번지	054-437-2259	5	21,267
		모암환경(운반)	이갑원외4명	경상북도 김천시 모암동 177-4	054-434-0958	6	2,383
		상록환경(주)	주홍수	경상북도 김천시 아포읍 송천리 1345-6번지	054-439-0063	6	64,505
		세아아스콘(주)	이만갑	경상북도 김천시 구성면 하강리 327-1번지	054-434-9506	3	29,785
		조은환경산업	박희화, 정경희, 문희배	경상북도 김천시 평화동 78-10	054-436-0632	49	3,630
	안동시	(주)대양건설환경	조지호	경상북도 안동시 수하동 797-90	054-858-5678	6	39,212
		(주)대흥환경산업	도용희	경상북도 안동시 남선면 현내리 6-2번지	054-858-8550	5	79,370
		(주)한국아스텐	임양일	경상북도 안동시 남후면 광음리 1103	054-858-2180	6	8,170
		대성골재(주)	장경수	경상북도 안동시 앙실2길 83 (수하동)	054-858-6377	7	105,581
		동방환경산업(주)	김도현	경상북도 안동시 수하동 797-71	054-859-7979	17	247,592
		동성이엔티	류기남	경상북도 안동시 일직면 광연리 590-3	054-856-1231	5	31,665
		웅부환경주식회사	유하규	경상북도 안동시 앙실3길 130 (송현동)	054-855-6388	5	26,151
	구미시	(주)대화티엔에스	엄재경	경상북도 구미시 장천면 상장리 672번지	054-473-7557	3	380
		(주)태흥환경개발(운,처리자)	정재열	경상북도 구미시 장천면 신장리 626-5	054-475-2288	6	13,150
		(주)토종환경	손재무	경상북도 구미시 산동면 성림길 52 (주)토종환경	054-471-4700	17	133,631
		경북환경	김상열	경상북도 구미시 사곡동 284	054-473-7964	4	374
		경북환경(주)	김석태	경상북도 구미시 선산읍 죽장리 821	054-481-9991	4	51,536
		경안환경	유대연	경상북도 구미시 산동면 성림길 8-4 0	054-473-5260	3	580
		구미녹색환경(주)	백락광	경상북도 구미시 고아읍 원대로 325 산 74	054-482-4466	11	169,945

구 분		업 체 명	대표자	소 재 지	전화번호	차량(대)	2013년 수집·운반량(톤)
시도	시군구						
경북	구미시	대산환경(주)	황희웅	경상북도 구미시 신평동 361-13번지 2층	054-472-2211	5	22,824
		대신환경	이종섭	경상북도 구미시 구평동 466-5 문화빌 102호	054-474-1723	3	
		에스디환경주식회사	정영환	경상북도 구미시 산호대로29길 7-15 옥계동	054-476-8923	4	1,316
		에스환경주식회사	이재철	경상북도 구미시 장천면 상림리 1320-1번지	054-476-6800	4	80,274
		주은산업(주)	도세호	경상북도 구미시 산동면 적림리 482-17	054-474-5063	3	5,135
		청지환경-운반자	염규성	경상북도 구미시 상모동 252-2	054-462-3774	3	110
	영주시	대창건설(합)	정병대	경상북도 영주시 휴천동 1862-3	054-635-4800	0	
	영천시	(주)대양환경	김희석	경상북도 영천시 청통면 용내길 139-10 .	053-857-5400	5	103
		(주)영남물류	조정식	경상북도 영천시 영화로 334 (조교동)	054-333-7080	3	174
		대명산업(주)	손영진	경상북도 영천시 대창면 사리리 204-1번지	054-335-6788	3	8,223
	상주시	(주)갑장산업개발	안기식	경상북도 상주시 공성면 산현리 35	054-534-8420	6	88,151
		(주)대한종합중기	엄무섭	경상북도 상주시 함창읍 함창로 512 (윤직리 709-11)	054-541-6877	2	
		거산산업개발(주)	방질문	경상북도 상주시 공성면 산현리 86-1	054-533-0891	5	28,728
	문경시	(주)대지	박 영 서	경상북도 문경시 산양면 녹문리 225-1	054-552-3931	4	1,165
		(주)문경환경	황정희	경상북도 문경시 산양면 봉정리 84	054-554-1208	8	36,680
		(주)새재환경	조병호	경상북도 문경시 신기동 336번지	054-554-0603	6	98,474
		덕화환경(주)-건설	염덕화	경상북도 문경시 마성면 하내리 63번지	054-571-2015	5	47,468
		새재아스콘	조성현	경상북도 문경시 신기동 288-1	054-552-6060	3	31,321
		주흘산업개발	윤희영	경상북도 문경시 마성면 하내리 95-1	054-571-1491	5	28,634
		푸른환경	김명화	경상북도 문경시 신기동 산32-14	054-553-0106.7	3	20,209
	경산시	(주)경북산업개발	박지수	경상북도 경산시 백천동 593-4	053-811-7045	3	4,813
		(주)대림에코	김경욱	경상북도 경산시 진량읍 선화리 720-2 영호맨션상가 103동201호	053-853-9901	6	968
		(주)대림환경산업	우현승	경상북도 경산시 와촌면 박사리 1-19	053-851-5868	8	17,835
		남경환경(주)	김무남	경상북도 경산시 와촌면 금송로 657 .	053-853-5867	13	160,504
		동성환경골재	차현자	경상북도 경산시 옥곡동 522-3번지	053-816-9987	3	884
		동아골재환경	최두수	경상북도 경산시 진량읍 평사리 115	053-853-5250	4	2,964
		명보환경(주)	최문주	경상북도 경산시 하양읍 대학리 107-2	053-857-1277	3	27,080
		미래개발(주)	윤주용	경상북도 경산시 압량면 부적리 200	053-818-2477	5	15,574
	군위군	(주)회덕산업개발	김영희	경상북도 군위군 군위읍 대북리 768-1	054-383-2333	4	12,554
		동성환경(주)	유기남	경상북도 군위군 군위읍 서부리 407-6	054-833-1233	3	2,086
		미래환경	박정희	경상북도 군위군 군위읍 서부리 215-4	054-383-8023	3	6,206
	의성군	(주)도암	황병철	경상북도 의성군 비안면 도암리 376-3번지	054-834-0021	3	25,823
		(주)도암산업	황정임	경상북도 의성군 비안면 도암리 376-2	054-834-0020	3	36,151
		(주)부호산업개발	이형진	경상북도 의성군 단촌면 방하리 216-1	054-834-7977	5	95,085
		동성환경산업(주)	이재업	경상북도 의성군 단촌면 방하리 산 19	054-833-1231	8	212,888
	청송군	(주)대광아스콘	박승학	경상북도 청송군 진보면 월전리 227	054-874-6969	5	21,199
		(주)청송그린환경	현갑삼	경상북도 청송군 청송읍 청송로 4666 960-27	054-873-3063	61	4,590
		(주)혜원환경건설	윤정규	경상북도 청송군 청송읍 금곡1리 730	054-873-1365	3	103
		금강환경	엄상섭	경상북도 청송군 진보면 신촌리 23-9	054-874-0874	3	
	영양군	대진환경(주)	김재환	경상북도 영양군 청기면 산운리 186-1	054-683-0017	3	34,535
	영덕군	영덕클린환경(주)	방상인	경상북도 영덕군 영덕읍 덕곡리 212-8	054-734-3247	3	2,870
		태안환경개발주식회사	김태성	경상북도 영덕군 축산면 경정리 산 122-1	054-734-0492	3	29,818
	청도군	(주)강호건설	박순구	경상북도 청도군 이서면 신촌리 950-4	054-371-0460	3	2,283
		(주)경승산업	오승희	경상북도 청도군 이서면 서원리 320-56	054-372-7000	3	4,213
		(주)동흥개발	이경동	경상북도 청도군 이서면 서원리 320-56	054-373-3100	3	7,098
		(주)한올	김옥연	경상북도 청도군 청도읍 한내길 30 (주)한올	054-371-5488	3	607
		(주)호성토건	김영희	경상북도 청도군 화양읍 범곡리 92번지	054-371-5893	3	5,345
		금영건설(주)	이강국	경상북도 청도군 청도읍 고수6리 590-4	054-373-5727	3	6,058
		동경건설(주)	강도원	경상북도 청도군 청도읍 모강길 25 .	054-371-5670	3	4,314,490
	고령군	(주)태산파우텍	김태기	경상북도 고령군 다산면 다산산단로 54-42 지내	053-765-7045	9	205,289
	칠곡군	(주)한일환경	한영경	경상북도 칠곡군 왜관읍 달오1길 14-24 (주)한일환경	054-974-1179	5	89,714
		경북환경	김석태	경상북도 칠곡군 왜관읍 삼청리 595-3	054-437-4556	4	847
		글로벌환경(칠곡)	라미자	경상북도 칠곡군 북삼읍 보손리 287-2	054-975-5432	3	8,077
		내일산업	김상열	경상북도 칠곡군 석적읍 중지3길 174 .	054-976-6116	4	3,634
		삼진골재상사	김준식	경상북도 칠곡군 북삼읍 인평리 1092-1 우원빌라 109동 302호	054-977-8188	3	19,512
		영남환경	염성인	경상북도 칠곡군 왜관읍 석전리 405	054-972-7204	4	19,680

구 분		업 체 명	대표자	소 재 지	전화번호	차량(대)	2013년 수집·운반량(톤)
시도	시군구						
경북	예천군	(주)경북환경	전금생	경상북도 예천군 호명면 양궁로 682-10 일원	054-654-4989	15	118,487
		(주)석송산업	박원재	경상북도 예천군 감천면 대맥리 613	054-653-2990	3	28,796
		도청이전주민생계조합신세계환경주식회사	권영달,정현모	경상북도 예천군 지보면 예지로 709 지내	054-654-0808	3	101,124
		예천건설환경(주)	허후길	경상북도 예천군 예천읍 양궁로 378 (예천건설환경㈜)	054-654-9932	8	32,644
		유진건설환경(주)	최재홍	경상북도 예천군 감천면 대맥리 612	054-653-3000	4	24,288
	봉화군	대성산업개발주식회사	장성철	경상북도 봉화군 봉성면 봉성리 1-1,1-2	054-672-5566	5	23,480
	울진군	시원환경(주)	노정숙	경상북도 울진군 북면 나곡리 647-1	054-783-6441	3	1,196
경남	소계	123 업체				1,184	5,178,330
	창원시	(주)고려환경	김상호,박형진	경상남도 진해시 장천동 239-1번지	055-551-4444	0	
		(주)무성환경	김정애	경상남도 마산시 내서읍 중리 1250-4	055-295-8882	3	63
		(주)삼호리사이클	이권민	경상남도 마산시 내서읍 중리 중리공단1251 (주)삼호리사이클	055-232-2882	3	5
		(주)아시아환경	장정현	경상남도 창원시 마산회원구 삼호로 241-1 (석전동)	055-251-9993	6	170
		(주)장복환경테크	장송완	경상남도 진해시 행암동 24-1번지	055-546-4999	3	
		(주)진산기업	편경록	경상남도 마산시 교방동 365-23	055-245-3320	3	
		(주)청림건업	변봉철	경상남도 마산시 진북면 망곡리 망곡리 13-5	055-271-5602	14	3,494
		(주)푸른환경	이윤재	경상남도 창원시 마산합포구 진전면 오서리 106-1	055-271-0400	5	73,291
		대부개발(주)(처리)	금미자	경상남도 창원시 마산회원구 내서읍 호계리 683-1	055-223-2222	4	170,637
		대승골재	최림	경상남도 창원시 성산구 천선동 1190-2	055-266-7007	4	
		동광골재환경	이학중	경상남도 마산시 교방동 384-1	055-247-3066	4	756
		동일환경	강윤석	경상남도 마산시 월영동 708-2	055-221-4314	3	25
		마창환경골재	김상국	경상남도 창원시 소계동 130-166 마창환경골재	055-251-0358	6	5
		성화환경	이병한	경상남도 창원시 도계동 4B4L/1	055-238-2477	5	9,066
		소계골재환경	박인숙	경상남도 창원시 소계동 130-46	055-251-4585	6	1,606
		에코시스템(주)	이준길	경상남도 창원시 적현동 산14-6	055-210-3922	5	44,378
		오동환경	서용주	경상남도 창원시 마산회원구 북성로 518 (두척동)	055-241-6733	3	7
		완월환경골재	권재천	경상남도 마산시 완월동 229-1	055-248-5220	3	515
		우리종합환경	노대현	경상남도 창원시 서상동 309-8 우리종합환경	055-291-1100	6	
		유성골재환경	권동일	경상남도 창원시 중앙동 창원시 중앙동 97-2번지	055-261-2775	3	708
		정우환경개발	이상화	경상남도 창원시 소계동 창원시 소계동 130-200번지	055-298-2662	5	5,384
		제일건업	정영근	경상남도 창원시 진해구 이동 401-5	055-546-2714	4	87
		제일기업	정화정	경상남도 진해시 장천동 260-4	055-546-2736	4	203
		조건사	성옥희	경상남도 마산시 자산동 24-2번지	055-243-9889	3	14
		좋은환경(주)	차정원	경상남도 창원시 마산합포구 진전면 율티리 213-12번지	055-272-0112	3	67,363
		창북환경골재	장미연	경상남도 창원시 북면 화천리 637-4		7	6,191
		초록환경산업(주)	주순선	경상남도 창원시 마산합포구 진전면 오서리 106-3	055-221-2886	4	1,450
		태산골재	김진홍	경상남도 창원시 의창구 소계동 130-42번지	055-253-7999	5	1,810
		태정비철환경	임정애	경상남도 창원시 의창구 의창대로 73 (동정동)	055-343-8033	4	247
		푸른환경개발	조현미	경상남도 마산시 회원2동 652-1	055-243-4343	3	393
		형제골재환경	최용식	경상남도 창원시 동정동 222-3	055-252-0606	6	2,579
	진주시	(주)경남환경	김 대 석	경상남도 진주시 상평동 302-6번지	055-761-8083	12	2,421
		(주)나라환경	김미숙	경상남도 진주시 집현면 장흥리 25	055-755-4774	3	78
		(주)청암산업	조혜정	경상남도 진주시 명석면 오미리 302번지	055-744-4031	7	48,338
		남강환경자원	서둘연	경상남도 진주시 초전동 1051-3번지	055-759-3793	3	606
		남성고철	강미자	경상남도 진주시 진주성로178번길 30 (상봉동)	055-746-0762	3	
		동건환경(주)	이영학	경상남도 진주시 지수면 용봉로 81 -	055-758-0028	9	163,951
		삼삼환경(주)	박명식	경상남도 진주시 대곡면 남강로 2286 지내	055-745-3327	12	188,541
		시민환경	유창진	경상남도 진주시 명석면 오미리 221	055-758-8900	3	3,508
		우리환경	김귀숙	경상남도 진주시 집현면 장흥리 687	055-758-6009	3	
		일신산업개발(주)	남성희	경상남도 진주시 장대동 남강로 692	055-747-0602	3	
		진주환경(유)	권영택	경상남도 진주시 상평동 234-12번지	055-755-5933	4	
		푸른환경	제정자	경상남도 진주시 문산읍 삼곡리 585-57	055-759-2945	4	1,636
		현대환경산업(주)	남정옥	경상남도 진주시 장대동 107-4 Tel.055-747-0601(올바로)	055-742-2825	4	1,918
		회성종합중기	강민찬	경상남도 진주시 신안동 11-40번지	055-742-6661	0	
	통영시	대성기업	남승희	경상남도 통영시 북신동 621	055-645-1539	5	2,337
		통영골재	이상엽	경상남도 통영시 명정동 1-1	055-6462233	3	222

구 분		업 체 명	대표자	소 재 지	전화번호	차량(대)	2013년 수집·운반량(톤)
시도	시군구						
경남	통영시	통영환경개발(주)(운)	신용구	경상남도 통영시 용남면 동달리 용남해안로 368	055-648-7273	3	42,586
		한진기업(주)-운반자	이철주	경상남도 통영시 북신동 699-9번지	055-644-1265	7	4,406
		흥창환경	이도숙	경상남도 통영시 안개4길 23-6 .	055-643-3395	3	19,246
	사천시	구룡환경	이은주	경상남도 사천시 사남면 화전리 286-1번지	055-854-0408	5	3,279
		사천환경(주)	김술년	경상남도 사천시 곤양면 대진리 423-1	055-854-8500	8	94,575
		유신환경(유)	권오현	경상남도 사천시 축동면 반용리 반용리 299	055-855-2345	7	146,467
		자원개발(주)	강종기	경상남도 사천시 곤양면 맥사리 510	055-855-1311	9	100,810
	김해시	(주)경부이엔티	신휘영	경상남도 김해시 생림면 나전리 1090-9번지외 7필지(27,700㎡)	055-326-9123	15	274,164
		(주)고구려중기	권기택	경상남도 김해시 삼계중앙로 22 (삼계동,굿타임빌딩)	055-339-1474	3	
		(주)석원산업(건설-원지)	서명석	경상남도 김해시 한림면 한림로 78-42 (주)석원산업	055-724-1331	5	119,774
		(주)성창산업	김정오	경상남도 김해시 삼정동 618-10	055-339-0416	3	10,638
		(주)신창환경	배수원	경상남도 김해시 동상동 30B1L	055-323-7808	3	6,954
		(주)우덕토건환경	이상준	경상남도 김해시 삼계동 1436-7번지	055-339-8825	3	7,479
		(주)중앙환경	박용기	경상남도 김해시 한림면 안하리 226-6	055-343-7755	16	265,337
		(주)청명산업	김윤홍	경상남도 김해시 구지로 114-3 대성동	055-312-6388	3	8,241
		(주)태창크린텍	김재형	경상남도 김해시 이동 108-7번지	055-322-3273	9	25,840
		경원환경개발(주)	이종섭	경상남도 김해시 김해대로2371번길 12-20 (부원동,동서식품)		0	
		금광개발(주)	유선주	경상남도 김해시 주촌면 원지리 산 75번지	055-339-8643	5	38
		남도산업(주)	최대원	경상남도 김해시 한림면 안곡리 729-3	055-343-0059	11	261,625
		미래환경(김해)	정현태	경상남도 김해시 명법동 201-6	055-322-0772	14	3,314
		성원이엔티(주)-한림(건설)	장우철	경상남도 김해시 한림면 신천리 434-9	055-320-8825	8	147,520
		세진환경산업(주)	이기동	경상남도 김해시 한림면 명동리 812-1번지	055-345-5141	5	3,397
		창조산업(주)	정규칠	경상남도 김해시 삼계동 삼계중앙로 6번길 27	055-333-1213	3	6,082
		한통크린텍	김외현	경상남도 김해시 삼계중앙로 35 (삼계동,서주빌딩)	055-346-1100	3	
	밀양시	(주)이앤에프	우영기	경상남도 밀양시 하남읍 양명길 62-24 .	055-391-6500	5	90,956
		(주)정우개발	조기영	경상남도 밀양시 부북면 전사포리 116-1	055-352-9595	5	151,502
		(주)진승크린텍	김만수	경상남도 밀양시 내이동 1561-1 1-3호	055-352-3271	4	4,508
		세정건업(주)	이정재	경상남도 밀양시 상동면 가곡리 638	055-355-5350	3	38,228
		한맥(주)-밀양	허만율	경상남도 밀양시 초동면 명성리 443번지	055-391-5161	5	93,076
	거제시	태성개발(주)	김효성	경상남도 거제시 장목면 군항포길 33-29 -	055-636-8870	10	238,244
	양산시	(주)대성환경	김필준	경상남도 양산시 북부동 148-19 북부상가B-15	055-367-8415	5	1,192
		(주)세창	심용보	경상남도 양산시 주남동 75-1	055-387-5995	2	153
		(주)양산개발	임상헌, 서후기	경상남도 양산시 유산동 447-18번지	055-387-6115	6	34,769
		(주)원광환경	최병순	경상남도 양산시 어곡동 228-2	055-386-9930	5	
		(주)청솔	박주원	경상남도 양산시 상북면 외석리 460번지	055-374-0007	11	1,916
		(주)홍성산업개발	우상기	경상남도 양산시 상북면 양산대로 1510 1510	055-365-3596	2	
		대산산업개발(주)	강명복	경상남도 양산시 평산동 124-2번지	055-367-1044	4	1,118
		세동산업	서영규	경상남도 양산시 덕계동 산16	055-367-1004	5	128,162
		시민건기	박경자	경상남도 양산시 덕계동 811-26	055-383-9656	2	71
		중앙크린텍	김형숙	경상남도 양산시 동면 금산리 710-12번지	055-384-8822	3	9,534
		창일산업	서민조	경상남도 양산시 덕계동 260-1번지	055-367-1004	93	61,755
		파란환경산업	송창수	경상남도 양산시 물금읍 범어리 526-13번지	055-363-9920	3	333
	의령군	동명환경(주)본사	한동명	경상남도 의령군 용덕면 교암리 211	055-752-9491	3	63,544
		청호산업개발(주)	김봉남	경상남도 의령군 가례면 가례리 195-5	055-572-2424	2	182
	함안군	(주)대신그린환경	손도순	경상남도 함안군 산인면 신산리 519번지	055-583-0997	8	81,908
		(주)삼우리콘산업	양진수	경상남도 함안군 칠원면 무기리 498번지 8호 외 10필지	055-586-2288	12	318,236
		(주)오곡산업	윤종열	경상남도 함안군 칠원면 유원리 931외1필지	055-587-7080	8	120,874
		광성산업개발(주)	서성교	경상남도 함안군 칠북면 검단리 1376-2	055-587-3737	4	32,428
		대진환경(주)	박희포	경상남도 함안군 칠원면 유원리 1435번지 25호	055-587-6888	8	79,540
		수성산업(주)	황장양	경상남도 함안군 법수면 윤외리 1489-3	055-583-5885	469	387,372
		유한회사일성	송무조	경상남도 함안군 대산면 대산중앙로 147-3 (유)일성	055-582-5889	3	
		태경환경(함안)	하진화	경상남도 함안군 칠원면 구성리 496-1	055-586-0433	3	4,601
	창녕군	(주)광명환경산업	박영진	경상남도 창녕군 도천면 길곡로 722	055-521-2251	3	35,763
		(주)두남환경	정중석	경상남도 창녕군 대지면 본초리 237번지	055-532-5700	5	184,835
	고성군	(유)남양개발	남기영	경상남도 고성군 고성읍 덕선리 231-2	055-672-3766	0	103,651
		(주)그린환경	박재도	경상남도 고성군 고성읍 상정대로 556 -0	055-674-7766	3	19

구 분		업 체 명	대표자	소 재 지	전화번호	차량(대)	2013년 수집·운반량(톤)
시도	시군구						
경남	고성군	대성자원환경	강장성	경상남도 고성군 고성읍 무량리 131-18	055-672-9911	6	
		한성개발(주)	황치범	경상남도 고성군 거류면 거류로 274 .	055-673-9713	3	
	남해군	(주)부경지질	차철홍	경상남도 남해군 남해읍 아산리 173-4 현대아파트상가1층	055-863-5033	3	6,511
		(주)아름산업	서용구	경상남도 남해군 고현면 남해대로 3243-24 (주식회사아름산업)	055-867-9000	3	33,191
		(주)초원환경	양영아	경상남도 남해군 고현면 도마리 800번지	055-864-7460	9	60,558
		남해종합환경(주)	양종진	경상남도 남해군 남해읍 에코파크길 81-23 남해종합환경(주)	055-862-2413	6	13,062
	하동군	(주)현대환경	고재구	경상남도 하동군 하동읍 비파리 800	055-884-6624	4	10,956
		건호환경	여미향	경상남도 하동군 하동읍 읍내리 972-1	055-884-0362	3	6,835
		자연환경리싸이클	문평수	경상남도 하동군 양보면 지례리 193-14	055-884-5942	3	42,265
	산청군	(주)동영환경	임점모	경상남도 산청군 오부면 양촌리 231-1	055-973-8512	5	58,831
		일신환경(주)	이창근	경상남도 산청군 신안면 하정리 457	055-973-7500	13	116,851
	함양군	(주)상림환경	윤호근	경상남도 함양군 지곡면 창평리 524-8	055-964-0072	3	692
		(주)은창환경	조동심	경상남도 함양군 휴천면 호산리 684-1	055-962-5600	5	52
		남양기업(주)	심광이	경상남도 함양군 휴천면 호산리 680번지	055-962-5580	10	126
	거창군	(주)한국크락샤	하종탁	경상남도 거창군 위천면 모동리 산127-2	055-945-0667	3	63,256
		거성철강	조창호	경상남도 거창군 거창읍 강변로 291 거성철강	055-944-0794	3	4
		합자)대우석재골재	임우현	경상남도 거창군 거창읍 대동리 250-1	055-945-3269	5	
		현대건설기계	황대인외3	경상남도 거창군 거창읍 송정리 45-6번지	055-943-0707	4	
	합천군	(주)상원엔텍	한영수	경상남도 합천군 율곡면 두사리 275번지	055-932-9200	15	127,847
		(주)초계산업	이현천	경상남도 합천군 적중면 죽고리 895-5	055-931-6411	8	13,056
제주	소계	41 업체				214	445,118
	제주시	(주)다다오환경	부공환	제주특별자치도 제주시 이도2동 1178-11번지	064-755-2828	3	
		(주)대광건재	김형준	제주특별자치도 제주시 이호2동 1167-6	064-748-7350	4	
		(주)대주환경자원	전춘주	제주특별자치도 제주시 황사평길 4 (화북2동)	064-722-8233	8	781
		(주)우리자원해운	조보영	제주특별자치도 제주시 연사길 88 (오라이동 1975-9)	064-725-8714	3	
		거성환경	고승칠	제주특별자치도 제주시 삼도1동 788-1	746-885	2	
		동일운수(주)	한봉심	제주특별자치도 제주시 화북1동 2137-4	064-726-6382	4	
		두산금속자원(운반자)	이동열	제주특별자치도 제주시 구좌읍 하종로 114-11 두산금속자원	064-782-4161	4	
		서광산업(주)	방주원	제주특별자치도 제주시 애월읍 소길리 1076-2	064-799-8272	3	60,935
		서부자원	양영순	제주특별자치도 제주시 도평동 42번지	064-743-4161	2	
		세광ENG(운반자)	안재용	제주특별자치도 제주시 건입동 1275-9	064-755-8357	6	
		세기산업	고윤정외 2인	제주특별자치도 제주시 애월읍 고내리 282-1	064-799-3058	2	
		세원중기	박남훈	제주특별자치도 제주시 노형동 906 그린화재빌딩 7층	064-713-7740	6	
		신천공무사(운반)	최익환	제주특별자치도 제주시 이도2동 1132-5	064-757-3942	3	
		오륜건기사(운반)	한봉건 외6인	제주특별자치도 제주시 조천읍 함덕리 1663-1	064-784-3000	7	116
		오륜중기	문태희 외2인	제주특별자치도 제주시 조천읍 함덕리 1663-1	064-784-3000	3	
		은하환경	고문자	제주특별자치도 제주시 도련1동 2206-3	064-755-8023	7	3,514
		일선건설	강순규	제주특별자치도 제주시 해안동 844-1	064-747-4135	5	
		전국구덤프	강순선외4인	제주특별자치도 제주시 조천읍 함덕리 976 대성주택202호	064-783-2959	5	
		제주건기	이규수외28인	제주특별자치도 제주시 화북1동 2130번지	064-755-2992	33	603
		제주산업(주)	조경식	제주특별자치도 제주시 독짓골2길 19 (도남동,아산아파트)100호	064-721-8882	8	158,747
		제주환경산업	김대성	제주특별자치도 제주시 화북2동 2388-2	064-702-3322	6	15,297
		주형건기	홍지형외 3인	제주특별자치도 제주시 이도2동 1132-18	064-726-1238	4	17
		진보건기	백승훈	제주특별자치도 제주시 이호2동 930-8	064-743-5061	3	
		진성중기	강경호	제주특별자치도 제주시 화북2동 3715번지	064-759-1291	9	719
		초록환경	김종복외2	제주특별자치도 제주시 이도동 1536-1 공간아트빌1층	064-721-4135	2	1,317
		한일중기	강상헌	제주특별자치도 제주시 일도2동 111-4번지	064-759-9797	4	
		혜성중기	신성길외 10인	제주특별자치도 제주시 노형동 906 그린화재빌딩 7층	064-713-7740	4	
		흥남개발(주)	김주언	제주특별자치도 제주시 조천읍 북촌리 1012번지	064-783-8221	4	60,445
	서귀포시	(주)제주산업서귀포	부공환	제주특별자치도 서귀포시 색달동 산 8-5번지	064-738-8882	5	4,246
		(주)탐라이엔티	허재호	제주특별자치도 서귀포시 토평동 2098-7	064-733-5522	3	1,648
		(주)한라엔지니어링	박성현	제주특별자치도 서귀포시 동홍동 1143번지	064-733-9500	4	56,630
		대성기업	문순용	제주특별자치도 서귀포시 서호동 728	064-733-7781	3	1,669
		대신개발	오인화	제주특별자치도 서귀포시 중정로 12-4 (서귀동)	064-762-7800	6	1,240
		두원개발(주)_운반	강두원	제주특별자치도 서귀포시 서귀동 324-2	064-763-0788	4	8,042
		성진산업(주)	양창인	제주특별자치도 서귀포시 남원읍 위미리 4562번지	064-764-5650	7	66,505

구 분		업 체 명	대표자	소 재 지	전화번호	차량(대)	2013년 수집·운반량(톤)
시도	시군구						
제주	서귀포시	양지개발	강신옥	제주특별자치도 서귀포시 동홍동 1542-7	064-762-9949	3	9
		에래개발(운반자)	진석준	제주특별자치도 서귀포시 상예동 상예로 15	064-738-0171	8	584
		에래중기(주)	김용택	제주특별자치도 서귀포시 상예동 3589	064-738-7900	8	252
		일성개발	이병은	제주특별자치도 서귀포시 동홍동로32번길 28 (동홍동)		3	30
		중문산업개발	양승혁	제주특별자치도 서귀포시 대포동 807	064-739-2888	3	1,773
		칠십리자원	김진혁	제주특별자치도 서귀포시 토평동 1858-1	064-739-0805	3	

8. 폐기물 처리업 현황

다. 중간처분업체

구분		전문분야	업 체 명	등록·관리번호	대 표 자	소 재 지	전화번호	중 간 처 분 시 설 현 황									2013년 처리량(톤)
시도	시군구							소각 시설명	기계적 처리시설명	화학적 처리시설명	생물학적 처리시설명	기타 시설명	처리능력 (톤/일)	설치비 (백만원)	허가(승인)일 (년.월.일)	사용개시일 (년.월.일)	
전국	합계		184 업체										27,105	583,765			3,787,048
서울	소계		2 업체										3,600	4,500			830,267
	강서구	기타	㈜대일환경	2000-2	유미화	외발산동 391-1	2665-6266		파쇄.선별			계량	1,600	500	2000-08-08	2000-08-08	204,579
		기타	서울N.E.T	2000-3	안성효	개화동 319-7	2666-2201		파쇄.선별			탈수.건조.계량	2,000	4,000	2000-08-08	2000-08-08	625,688
부산	소계		5 업체										515	35,953			71,319
	동래구	기타	(주)신아타이어	38018	구정관	동래구 온천천로 345(낙민동)	556-0525					탈착기	10	50	2004-10-20	2004-10-20	2,100
	해운대	기타	대아환경㈜	2006.8.18	김지태	반여동 559	051-666-6123		파쇄기등				100	495	2006-08-18	2006-08-18	6,133
	사하구	소각	㈜거림	제 사하-6호	지문규	구평동 427-1	266-6033	소각					41	300	1999-01-12	2000-05-02	6,739
		소각	㈜에너지네트웍	제 사하-1호	김상동	신평동 642-10	292-2074	소각					300	34,008	1999-07-27	1999-07-30	50,339
	사상구	기타	대아환경㈜	2000-8 (1997.12.26)	김지태	엄궁동 644-1	310-8248		파쇄(분쇄)				64	1,100	1997-12-26	1997-12-26	6,008
대구	소계		1 업체										95	480			3,612
	북구	기타	㈜청하환경	1999-1 (99.03.29)	이상철	매천로18길 34(매천동)	053-312-0040		파쇄.분쇄				95	480	1999-03-29	1999-03-29	3,612
인천	소계		26 업체										1,346	94,381			237,705
	연수구	기타	㈜삼원환경	제2007-1호	정혜자	동춘동 1129-2	820-7329		파쇄시설				29	143	2007-01-03	2007-01-03	10,658
	남동구	소각	㈜그린스코	1996-12	박례수	고잔동 742-3	718-0114	일반소각					80	4,500	1999-12-07	1999-12-07	32,486
		소각	㈜이알지서비스	2005-5	심연규	남촌동 622-10	822-2961	일반소각					96	22,000	2005-12-02	2005-12-02	38,077
		기타	한담기술㈜	2013-1	최윤수	청능대로468번길 93	876-5022			반응시설			5	1,500	2013-08-29	2013-08-29	0
	계양구	기타	㈜오성자원	2004-4	안영만	작전동 610-8	551-0787		파쇄,압축				160	400	2004-10-05	2004-10-05	9,624
	서구	소각	케이비텍(주)	95-1	박무웅	건지로153번길 54 (석남동)	571-3224	소각					150	7,900	1998-02-18	1998-02-18	47,442
		소각	인선이엔티(주)	95-5	오종택 최성호	사렴로65번길 24 (경서동)	567-2929	소각					96	6,000	1997-09-20	1997-09-20	65,546
		소각	한빛에너지㈜	2000-12	심재국	중봉대로386번길 9 (원창동)	572-7823	소각					44	3,500	2000-07-24	2000-07-24	0
		기타	㈜디비아이텍	2003-11	김도환	거북로46번길 22 (석남동)	578-1060		파쇄				8	13,000	2003-12-02	2003-12-02	545
		기타	대한산업개발㈜	2004-1	장미희	사월로37번길 19 (왕길동)	563-6885		파쇄				60	50	2004-01-15	2004-01-15	535
		기타	한중무역	2011-6	지성기	원당대로427번길 12 (왕길동)			압축				80	50	2011-03-29	2011-04-06	0
		기타	㈜경인산업	2011-1	김대호	두루물로 64 (오류동)	569-3057		분쇄				53	65	2011-06-20	2011-06-20	1,815
		기타	㈜민중무역	2011-7	황막래	봉수대로1581번길 5-11 (금곡동) A,B동	562-3096		분쇄,압축				40	90	2011-07-21	2011-09-22	0
		기타	㈜진훈비철 인천지사	2011-9	우봉준	봉수대로1581번길 5-11 (금곡동) C동	562-3098		압축				4	70	2011-07-21	2011-09-22	840
		기타	경인케미컬	2011-16	형시운	사월로 2 (백석동)	569-3057		압축				20	50	2011-11-14	2011-11-14	0
		기타	㈜한중환경무역개발	2011-17	대표이사	두루물로8번길 30 (오류동)	569-7257		압축				50	200	2011-11-14	2011-11-25	0
		기타	서인산업개발(주)	2011-18	손채령	두루물로 36 (오류동)	568-8497		압축				50	200	2011-11-16	2011-11-25	0

구분		전문분야	업 체 명	등록·관리번호	대 표 자	소 재 지	전화번호	중 간 처 분 시 설 현 황									2013년 처리량(톤)
시도	시군구							소각 시설명	기계적 처리시설명	화학적 처리시설명	생물학적 처리시설명	기타 시설명	처리능력 (톤/일)	설치비 (백만원)	허가(승인)일 (년.월.일)	사용개시일 (년.월.일)	
인천	서구	기타	국제상사	2011-23	이항우	검단일반산업단지 2블럭 10롯트	549-0202		절단,압축				65	1,300	2011-12-14	2011-11-27	174
		기타	㈜천기자원	2012-04	문월화	원당대로262번길 30 (오류동)	565-5019		압축				40	68	2012-01-20	2012-02-17	0
		기타	천지상사㈜	2012-07	범문웅	봉수대로1581번길 5-7 (금곡동)	561-5846		압축				16	70	2012-03-02	2012-06-16	4,686
		기타	㈜글로벌무역	2012-11	전희진	봉수대로 1225 (왕길동)	568-9247		압축				16	70	2012-04-12	2012-05-23	129
		기타	그린무역㈜인천지점	2012-22	이관숙	왕길동 71-6	564-0807		압축				8	40	2012-07-13	2012-07-30	0
		기타	진성그린㈜	2012-33	박동수	오류동 검단일반산업단지 36-1블럭	563-5700		압축				7	4,500	2012-12-03	2012-12-11	0
		기타	입영국제㈜	2012-35	한동호	두루물로48번길 10 (오류동)	070-8867 -9371		압축				8	40	2012-12-04	2012-12-11	236
		기타	㈜영진엠앤알	2012-37	이양석	원당대로246번길 18 (오류동) 1동	564-7803		압축				20	75	2012-12-13	2012-12-27	2,017
	경제청	소각	인천국제공항공사	제2001-1호	정창수	인천 중구 운서동 2850(본사) 인천 중구 운서동 1824-3(소각시설)	032-741-7160	일반소각시설					140	28,500	1999-01-29	2001-06-08	22,893
광주	소계		4 업체										180	13,913			45,079
	서구	소각	㈜명성환경	1999-1	홍기석, 원남희	매월1로 50-4(매월동 621-27)	675-4200	일반소각시설					72	8,000	1999-03-29	1999-03-29	25,408
	북구	기타	㈜금광공사	북구-1	김한국	불태1로8(대촌동)	971-0243		파쇄				22	163	2011-08-01	2011-08-04	0
	광산구	소각	초당환경(유)	13	박영남	덕림동 730-5	944-1488	일반소각시설					72	5,750	2008-01-21	2008-03-28	17,189
		기타	㈜고속에너지	23	나복순	평동로 987(장록동)	944-5870		파쇄·분쇄 시설				14		2010-05-12	2010-07-20	2,482
대전	소계		3 업체										298	7,895			70,783
	대덕구	소각	동양환경(주)	9	모종면	문평동로 48번길 125(문평동)	933-0450	일반, 고온					196	7,800	1994-04-12	1994-04-12	34,152
		기타	용화그린산업	07-09	허진	대화로 32번길 191(대화동)	627-8249		압축, 용융				4	35	2007-12-28	2007-12-28	287
		기타	(주)청한산업	08-01	이덕희	대화로132번안길 34-21(대화동)	628-5880		압축, 용융				98	60	2008-08-28	2008-08-28	36,344
울산	소계		5 업체										689	67,600			149,996
	남구	소각	㈜토탈	제2호	김홍휘	용연동 490-4	256-0207	일반소각					34	1,900	34545	1994-07-30	9194
		소각						고온소각					46	2,700		1997-02-26	
		소각	(주)코엔텍	제12호	이민석	용잠동 산157	228-7373	고온소각					150	21,000	36200	1999-10-28	69208
		소각						고온소각					150	21,000		1999-10-28	
		소각	NC울산㈜	제10호	강경진	용잠동 529-18	256-0111	일반소각					48	2,000	34506	2004-03-24	17673
		소각						고온소각					47	3,000		2004-01-07	
	울주군	소각	㈜유성	제9호	류해렬	온산읍 당월리 248	240-7300	일반소각					95	8,000	1994-04-28	2004-07-31	29,735
		소각	㈜범우	제9호	김성림	온산읍 학남리 55	238-1561	고온소각					72	3,500	34478	1993-09-07	24186
		소각						고온소각					48	4,500		1993-09-07	
세종	소계		2 업체										1,630	160			81,490
	세종시	소각	(주)이에스세종	제18호	강준희	전동면 송성리 668	862-5123	일반 소각시설					60	40	2000-01-31	2000-02-28	21,588
		기타	(주)이에스세종	제27호	강준희	전동면 송성리 668	862-5123		파쇄·분쇄 시설				1,570	120	2001-10-22	2001-11-15	59,902
경기	소계		31 업체										3,474	158,716			584,488
	부천시	기타	삼정산업	38930	이무진	내동 279-1	679-1846		건조,정제				0	20	2006-08-17	2006-08-17	0

구분		전문분야	업 체 명	등록·관리번호	대 표 자	소 재 지	전화번호	중 간 처 분 시 설 현 황									2013년 처리량(톤)
시도	시군구							소각 시설명	기계적 처리시설명	화학적 처리시설명	생물학적 처리시설명	기타 시설명	처리능력 (톤/일)	설치비 (백만원)	허가(승인)일 (년.월.일)	사용개시일 (년.월.일)	
경기	부천시	기타	그린써비스	34366	최진호	삼정동 205-1	673-8700		파쇄,분쇄				60	400	1994-04-07	1994-04-07	12,142
	평택시	소각	㈜뉴그린	2000-5	김형순	포승읍 원정리 1204-4	031-682-2700	소각					122	10,000	2000-06-08	2000-06-08	44,689
	동두천시	기타	㈜청송산업개발	99-02	김재환	상패동628-1	863-8044					기타	230	400	1999-04-13	1999-04-14	62,805
		소각	㈜청송산업개발	2001-01	김재환	상패동628-1	863-8044	소각					48	200	2001-04-02	2001-04-03	7,330
	안산시	소각	대일개발㈜	제1994-1호	주재희	안산시 단원구 지원로 7	498-1451	소각					98	5,300	1994-04-22	1994-04-22	24,191
		소각	부경산업㈜	제1994-2호	김주한	안산시 단원구 신원로 91번길 16	491-3971	소각					119	1,700	1994-04-22	1994-04-22	40,624
		소각	비노텍㈜	제1994-4호	황일수	안산시 단원구 해안로 308	491-5000	소각					126	8,500	1994-04-26	1994-04-26	54,441
		소각	성림유화㈜	제1994-6호	김영중	안산시 단원구 첨단로 215	499-3813	소각					286	40,334	1994-04-26	1994-04-26	58,444
		소각	한국환경개발㈜	제1996-13호	양유찬	안산시 단원구 첨단로 207번길 5	498-6644	소각					96	11,000	1996-10-31	1996-10-31	31,738
	오산시	소각	디에스이앤이㈜	제95-1호 (1995.11.27)	대표이사	누읍동 332	374-4859	소각					70	9,000	1995-11-27	2009-02-06	31,267
	시흥시	소각	시흥시설관리공단	98-7호	이사장	정왕동 2135	488-6830	일반소각					200	24,647	1998-10-31	1998-11-01	36,811
		소각	케이지에코서비스코리아㈜	97-2호	이정섭	정왕동 1235-7	499-2525	일반소각					192	15,000	1998-12-07	1998-12-08	46,531
	김포시	기타	㈜청룡산업	제2002-7호	서은해	양촌읍 학운리 1797-1	997-6501		파쇄 · 분쇄 시설				10	25	2002-06-19	2002-06-19	2,789
		기타	인하환경	2002-10호	박창석	통진읍 귀전리 399-2	983-8776		탈수 · 건조 시설				40	100	2003-01-13	2003-01-13	5,645
		기타	태양환경자원	2009-5호	채미화	양촌읍 학운리 448-463			파쇄 · 분쇄 시설				36	90	2010-05-17	2010-05-17	0
	화성시	소각	신대한정유산업㈜	03-19	안준복	정남면 가장로 334-10 (정남면 고지리 28-1)	352-3831	일반소각시설 고온소각시설					59	9,600	2003-12-08	14-03-01(변경승	24,429
		소각	㈜진흥중공업	09-12	박찬양	향남읍 구문천리 929-15	8059-2233	일반소각시설					48	3,000	2009-06-19	2009-06-23	17,709
	광주시	소각	㈜에코그린	1994-2	김영준	곤지암읍 열미리 440-5	763-9494	소각					72	500	1994-01-28	1994-04-28	2,233
	양주시	소각	㈜애니테크	04-004(1998.10.02)	임병곤	남면 상수리 9-2	868-0607	소각					48	5,000	1998-10-02	2006-07-04	10,512
		소각	환경자원개발㈜	09-001(2009.10.20)	신동훈	남면 상수리 248-1	867-1179	열분해					68	4,000	2009-10-20	2010-02-08	-
		기타	산양환경산업㈜	99-3	장택무	은현면 도하리 224-2,-5,-6	861-2285		건조시설				1,200	2,000	1999-02-24	1999-02-24	47,038
		기타	서안켐텍㈜	02-2	이상갑	남면 경신리 93-1	868-7077			반응시설			5	2,000	2002-01-28	2002-01-28	0
		기타	에스더블유㈜	2012-01	김형봉	남면 경신리 187	866-1507		정제시설				5	3,000	2012-07-25	2012-08-20	142
	포천시	소각	사회복지법인 온누리참전유공자복지회	2010-허12	최만선	경기도 포천시 영북면 자일리 492-3,-4			압축시설				30	90	2010-12-27	2010-12-27	0
		기타	㈜도울환경	06-02	류제익	경기도 포천시 창수면 주원리 12	858-2115		파쇄 · 분쇄 시설				60	130	2006-06-13	2006-06-13	0
		기타	㈜두산포천에너지	03-04	최광수	경기도 포천시 신북면 만세교리 116,107,122-3		일반 소각시설					4	300	2003-06-27	2003-06-27	0
		기타	㈜성진트레이드	2011-허15	최경진	경기도 포천시 가산면 정교리 378,-3,-5,379-5,381-9,-10	031-541-9886		압축시설				40	320	2011-06-20	2011-06-20	10,239
		기타	㈜우리산업	2011-허17	윤여철	경기도 포천시 신북면 만세교리 219-1,-21	031-533-9987		파쇄 · 분쇄 시설				6	80	2011-06-21	2011-06-21	1,874
		기타	㈜포우천개발	06-01	남순우	경기도 포천시 영중면 영송리 653-2	031-531-8338		파쇄 · 분쇄 시설				60	180	2006-03-15	2006-03-15	3,769
		기타	㈜호성환경	06-03	장영환	경기도 포천시 창수면 추동리 608-3,-2	532-7277		파쇄 · 분쇄 시설				37	1,800	2006-09-27	2006-09-27	7,096
강원	소계		4 업체										2,286	5,650			90,213
	춘천시	기타	청명산업	2006-146	김영숙	동면 장학리 648-56	256-4427		파쇄.분쇄				250	250	2008-07-25	2008-07-25	3,964
	동해시	소각	천지에너지(주) 동해공장	제2010-001호	이종훈	동해시 구호동 243-24 (북평지방산업단지내)	522-4900	일반					36	3,600	2010-05-27	2010-05-27	0

구분		전문분야	업 체 명	등록·관리번호	대 표 자	소 재 지	전화번호	중 간 처 분 시 설 현 황									2013년 처리량(톤)
시도	시군구							소각 시설명	기계적 처리시설명	화학적 처리시설명	생물학적 처리시설명	기타 시설명	처리능력 (톤/일)	설치비 (백만원)	허가(승인)일 (년.월.일)	사용개시일 (년.월.일)	
강원	정선군	기타	㈜미래환경	2001-1	오현주	사북읍 피내길 22	592-1101		파쇄분쇄				800	700	2001-05-14	2001-05-14	32,497
		기타	㈜정선산업	2001-3	김기현	남면 쇄재옛길 353	563-4440		파쇄분쇄				1,200	1,100	2001-10-23	2001-10-23	53,752
충북	소계		24 업체										4,841	37,524			719,784
	청주시	소각	한세이프㈜	E-1	박종옥	흥덕구 송정동 7061	271-7420	일반소각로					94	1,500	2001-10-06	2001-10-06	31
		기타	㈜청원이에스개발	E-3	김정기	흥덕구 상신동 82-1	277-6611		파쇄시설				24	300	2008-08-19	2008-08-19	3,372
		기타	디에이치이산업㈜	E-4	이흥희	흥덕구 정봉동 592	234-3000		파쇄시설				16	300	2009-04-27	2009-04-27	휴업중
		기타	㈜케이지메탈	E-7	박새벽	흥덕구 장성동 199-10	286-2421		분쇄시설				4	300	2011-01-31	2011-01-31	4
	충주시	기타	송강종합에너지㈜	2006-00012호	동용만	충주시 산척면 송강리 1683-5	043-846-2337		파쇄,분쇄				20	300	2006-12-29	2006-12-29	0
	청원군	소각	대한제지㈜	27	신인승	강외 쌍청 131-1	249-6150	일반소각시설					451	8,000	1997-04-02	1997-04-02	135,300
		기타	아세아테크(주)	30	이태희	북이 용계598-3	214-7588		분쇄시설				64	2,000	1999-07-24	1999-07-24	19,100
		소각	우진환경 개발㈜	33	이강우	북이 금암434-1	211-1837	일반소각시설					65	9,000	1999-10-15	1999-10-15	19,200
		소각	진주산업㈜	처분-01	이태희	북이 용계596-12	214-7588	일반소각시설					96	10,000	2001-05-07	2001-05-07	29,300
		소각	(주)다나에너지솔루션	33	김선동	오창 여천 16-1번지	217-0791	일반소각시설					91	500	2005-09-21	2005-09-21	3,010
		소각	㈜대한환경	27	박노석	북이 장양 119-8	218-4222	일반소각시설					45	2,000	2006-06-22	2006-06-22	13,660
		기타	㈜중부환경	7	김기하	옥산 환희 33-1	260-2202		분쇄시설				28	1,000	2007-11-29	2007-11-29	8,310
	괴산군	기타	㈜아세아환경	2008-4(2006. 8. 1)	김태진	청안면 금신리 79	836-6253					분쇄, 압축	11	150	2006-08-01	2006-08-01	0
	음성군	기타	위드텍	제2012-18호	김위순	대소면 대풍리 167	881-3009		용융시설				1	70	2008-03-28	2008-03-28	0
		기타	케이비비	제2000-21호	최동준	삼성면 대아리 81-8	877-6748		분쇄시설				2	35	2000-06-29	2000-06-29	0
		기타	동원상사㈜	제2001-24호	임태규	삼성면 대정리 260	877-1890		분쇄.건조시설				2	8	2001-03-23	2001-03-23	0
		기타	그린피쉬	제1999-02호	이창희	생극면 팔성리 379-2	877-9077		분쇄시설				1,200	100	1998-06-10	1998-06-10	206,559
		기타	정화환경산업㈜	제2011-04호	이병홍	원남면 하로리 272-1	872-4664		분쇄시설				1,600	1,100	2003-07-25	2003-07-25	226,784
		기타	정도개발㈜	제2008-02호	이광준	감곡면 오향리 183-10	883-6922		분쇄시설				800	600	2008-12-08	2008-12-08	52,598
	단양군	기타	단양소백농협발효퇴비공장	제1호	김우영	어상천면 대전리 575-3	043-423-3930					퇴비화	90	90	1996-02-16	1996-02-16	0
		기타	대흥철강	제16호	현인숙	매포읍 어의곡리 188	043-422-9771		파쇄,분쇄				33	33	2001-11-13	2001-11-13	1,410
		기타	(주)새찬RDF	제18호	이송미	매포읍 평동리 435-9			파쇄,분쇄				40	40	2002-06-04	2002-06-04	0
		기타	삼원산업	제9호	안치영	단양읍 현천리 171	043-422-0570						25	0	2000-07-20	2000-07-20	0
		기타	㈜조은	2011-1	김정기	매포읍 상괴리20	043-421-0811		파쇄				40	98	2011-02-10	2011-02-14	1,146
충남	소계		22 업체										1,608	17,958			143,125
	천안시	소각	새한환경㈜	1996-00001	윤창보	천안시 동남구 광덕면 대평리 163-1번지	554-0584	일반소각시설					48	3,280	1996-11-11	1996-11-11	14,161
		소각	㈜영흥산업환경	2000-00018	김창복	천안시 동남구 목천읍 소사리187-8	554-7812	일반소각시설					96	3,000	2000-07-29	2000-07-29	32,514
		소각	현대하이테크㈜	2007-00023	강철호	천안시 서북구 성거읍 정촌리 231-1번지	522-0879	일반소각시설					48	3,360	2010-08-03	2010-08-03	4,258
		소각	㈜투모로에너지	2007-00021	유해용	천안시 서북구 성거읍 오목리 12-5	522-4262	일반소각시설					48	5,000	2007-08-16	2007-08-16	14,417
	공주시	기타	대한페이퍼텍㈜공주	2007-2	김은석	금흥동 529-1	854-7744		파쇄/분쇄				120	250	2007-05-14	2007-05-14	12,131

구분		전문분야	업 체 명	등록·관리번호	대 표 자	소 재 지	전화번호	중 간 처 분 시 설 현 황									2013년 처리량(톤)
시도	시군구							소각 시설명	기계적 처리시설명	화학적 처리시설명	생물학적 처리시설명	기타 시설명	처리능력 (톤/일)	설치비 (백만원)	허가(승인)일 (년.월.일)	사용개시일 (년.월.일)	
충남	공주시	기타	㈜중앙이엔비	2006-3	최석림	반포면 공암리 427-1	858-9701		파쇄/분쇄				16	150	2006-10-26	2006-10-26	2,294
		기타	해성상사	2011-1	고장근	의당면 수촌리 80-2	854-3061		파쇄/분쇄				16	30	2011-03-16	2011-03-16	863
	서산시	소각	서광하이테크	1999-3	김희대	대산읍 대죽리 753	663-7052	소각					60	48	1999-04-28	1999-04-28	12,020
	논산시	기타	(합)대성금속환경	6 (99.12.24)	이영호	광석면 왕전리 332-1	734-5390					절단	25	198	1999-12-24	1999-12-24	79
		기타	넥스컴바이오텍㈜	12 (01.12.15)	임종덕	노성면 하도리 73-3	736-9907					퇴비화	100	100	2001-12-15	2001-12-15	6,210
		기타	중부자원화㈜	13 (02.05.28)	권철원	은진면 시묘리 552	742-8987					사료화	100	100	2002-05-28	2002-05-28	13,800
		기타	㈜인성알에스	17 (03.03.27)	유병선	부적면 반송리 33-1	733-8721		파쇄.분쇄				27	40	2003-03-27	2003-03-27	6,200
		기타	금산하이텍	19 (04.01.27)	박명용	상월면 대촌리 243-5	734-8864					용융	5	3	2004-01-27	2004-01-27	210
		기타	키타드이엔비㈜	25 (09.12.01)	김영식	부적면 감곡리 80-37	733-8059		파쇄.분쇄				3	5	2009-12-01	2009-12-01	102
		기타	계룡우드㈜	27 (11.02.11)	박웅현	연산면 사포리 471-1	733-0102		파쇄.분쇄				80	80	2011-02-11	2011-02-11	12,435
	당진시	소각	대원에코그린㈜	중간-2009-01	서명환	충남 당진시 송악읍 부곡공단로73	041-356-9500	일반소각시설					84	860	2009-02-23	2009-04-01	11,023
		기타	성림개발㈜	중간-2009-02	이영남	충남 당진시 면천면 대치로 28	041-356-0433		파쇄시설				32	450	2006-09-05	2006-09-05	394
	금산군	기타	대덕정유(주) 복수사업소	2010-01	한미자	복수면 용진리 4-1	041-753-1301		압축시설				0	2	2010-10-27	2010-11-02	14
		기타	대한민국상이군경회	2010-02	김덕남	추부면 신평리 842-5,843	041-752-0269		절단시설				5	10	2010-11-29	2010-12-10	0
	예산군	기타	㈜미토	2002-1호	김준식	신암면 조곡리 9-8			파쇄분쇄,건조	고형화안정화			80	243	2003-10-10	2003-10-11	0
		기타	㈜선린자원	2007-7호	이정자	예산읍 창소리 504-3	332-6308		절단시설				75	297	2007-11-26	2007-11-27	0
		기타	선일터미널㈜	2010-3호	김덕기	봉산면 대지리 787-3			파쇄분쇄				540	452	2010-08-13	2010-08-14	0
전북	소계		12 업체										1,111	34,195			206,093
	전주시	소각	㈜하늘과에너지	2005-002	채태평	팔복동3가 478-1	212-5004	소각로					60	1,050	2005-03-16	2005-03-16	16,798
		소각	케이씨에코에너지㈜	2005-00008	이재영	여의동 765-2	212-5261	소각로					62	1,110	2005-04-16	2005-04-16	19,382
	군산시	소각	㈜엔아이티	2005-16(1998.06.12)	김주한	소룡동 1662	468-4141	소각로1					72	5,000	2009-07-29	2010-05-11	85793.72
		소각						소각로2					72	5,000	2009-07-29	2010-10-21	
		소각						소각로3					120	7,000	2010-12-13	2012-06-21	
	익산시	기타	㈜대진테크	97-13	하정수	왕궁면 흥암리 1008, 1008-2			파쇄,분쇄				95	150	1997-03-22	1997-03-22	64
		소각	㈜이엠케이승경	2007-3	서한철	춘포면 쌍정리236-13	291-6122		일반소각시설				91	3,000	2007-03-07	2007-03-07	37,764
		기타	천우산업	2010-4	송철우	덕기동 41-62, 41-63	838-1118		압축,계량				16	150	2010-05-17	2010-05-17	2,071
		기타	(유)행복나누미	2012-1	김형섭	부송동 157-93	838-0044		파쇄분쇄압축용융				5	1,420	2012-01-16	2012-01-16	0
	정읍시	소각	㈜동원제지정읍공장	2005-3	정영섭	영파동 500-12	063-536-8811	소각로					96	9,015	2005-02-23	2005-04-01	23,302
	김제시	기타	㈜신아	15	이상국	김제시 흥사동 203-17	544-2951		파쇄분쇄				260	800	2003-12-23	2003-12-23	19,940
		기타	청명산업	30	하창식	김제시 공덕면 황산리 920-3			파쇄분쇄				2		2005-09-14	2005-09-14	0
	완주군	기타	비봉에너지	2004-1(2004.12.09)	김흥기	비봉면 백도리 473	263-8356					절단기	100	500	2004-12-09	1918-05-02	
	순창군	기타	동광전업㈜순창공장	2003-6	김연우	순창군 금과면 대성리 172-2	652-7353		파쇄,분쇄				60		2003-03-11	2003-03-11	978
전남	소계		13 업체										874	19,706			143,714

구분		전문분야	업 체 명	등록·관리번호	대 표 자	소 재 지	전화번호	중 간 처 분 시 설 현 황									2013년 처리량(톤)
시도	시군구							소각 시설명	기계적 처리시설명	화학적 처리시설명	생물학적 처리시설명	기타 시설명	처리능력 (톤/일)	설치비 (백만원)	허가(승인)일 (년.월.일)	사용개시일 (년.월.일)	
전남	여수시	소각	㈜와이엔텍	제2호 (1993.03.06)	이성현	여수시 월내동 252	061-690-6910	일반소각					72	2,580	1993-03-06	1997-07-04	27,747
		소각		제2호 (1993.03.06)	이성현	여수시 월내동 252	061-690-6910	고온소각					40	2,985	1993-03-06	1996-10-18	16,325
		소각	케이씨환경서비스㈜	제3호 (1997.03.21)	이재영	여수시 월내동 1402	061-685-4149	일반소각					50	5,190	1997-03-21	2000-09-04	20,352
		소각		제3호 (1997.03.21)	이재영	여수시 월내동 1402	061-685-4149	고온소각					48	3,822	1997-03-21	2003-12-01	19,070
		기타	㈜한국환경사업단	제8호 (2001.03.10)	최영기	여수시 월내동 324-4	061-686-7066		분쇄시설 반응시설				8	230	2001-03-10	2001-03-14	69
		기타	㈜정흥케미칼	제13호 (2007.05.03)	정흥호	여수시 화치동 중소기업단지 011-05-0012	061-683-4217			화학반응 시설			22	720	2007-05-03	2007-07-10	1,679
		기타	칠성재활용㈜	제14호 (2007.06.15)	김민석	여수시 해산동 266-1	061-651-5129		절단시설				2	40	2007-06-15	2007-07-02	37
		기타	(유)한중실업	제17호 (2008.07.31)	허인종	여수시 율촌면 취적리 89	061-686-2545		절단시설				2	40	2008-07-31	2008-08-10	113
		기타	케이씨환경서비스㈜	제19호 (2009.01.02)	이재영	여수시 월내동 1414	061-685-4149		반응시설				35	220	2009-01-02	2009-03-26	43
	순천시	기타	㈜영광산업	제1호	김진영	순천시 서면 대구2길 14	755-2102					파쇄·분쇄	168	200	1997-10-29	1997-10-29	11,540
	곡성군	기타	보원산업	제2006-1호 (2006. 6. 29)	황규안	목사동면 평리 485	363-7100					파쇄시설	328	640	2006-06-29	2006-11-15	30,000
		소각	㈜가이아	제1호 (2010. 6. 9)		겸면 상덕리 515	363-7781	일반소각					12	29	2009-06-22	2011-03-02	2,034
		기타	(주)싼리싸이클링	제2호 (2010. 3. 17)	윤민환	석곡면 연반리 703-1	363-5610					압축,	3	10	2010-03-17	2010-03-20	332
	무안군	소각	㈜동양환경	11	오승재	무안군 청계면 청계리 516	453-9000	일반소각					48	1,000	2004-12-16	2009-01-05	473
		소각	(유)남해환경	9	조화정	무안군 삼향읍 유교리 350-1	281-2000	일반소각					36	2,000	2003-01-20	2004-07-20	13,900
경북	소계		15 업체										3,797	75,905			301,046
	포항시	소각	동양에코㈜	포-5	류용탁	남구 대송면 옥명리 200-1	278-1112	일반					48	17978	1992-11-02	1993-03-01	44306
								고온					72		2003-12-03	2004-07-27	
	구미시	소각	㈜국인산업	1994-12	박무웅	시미동 166-7	054-473-1116	일반소각					168	29,000	1994-05-04	1994-05-04	54,617
		소각	㈜이앤이	1995-2	최석림	구포동 538	054-464-4141	일반소각					60	6,600	1995-03-20	1995-03-20	16,884
	영주시	기타	㈜드림산업	2009-1호 (2009.9.1)	김재혁	영주시 휴천동 1360-4						압축시설	3	47	2009-09-01	2009-12-10	413
	영천시	소각	㈜네비엔 영천사업소	영천-126	대표이사	도남동 214-1	054-336-0280	소각					70	6,040	2006-03-21	2006-06-26	28,241
	의성군	소각	동성환경산업㈜	2004-1 (제11호)	이재업	단촌면 방하리 산19	054-833-1231	소각					6	700	2004-07-29	2004-08-04	86
	청송군	소각	GS플라텍㈜	08-002	허용수	진보면 참막길 39-253	054-872-7582	고온용융					7	4,500	2008-12-22	2010-07-30	802
	고령군	소각	하림환경㈜	제08-1호	황용장	쌍림면 안림리 742-2	054-955-1196	일반소각					5	660	2008-06-30	2008-06-30	0
	칠곡군	소각	㈜제일에너지	2010-6호 (2010.11.16)	최재현	왜관읍 금산리 산43-3외1	054-971-4300	일반소각					94	6,500	2010-11-16	2010-11-19	34,163
	예천군	기타	유진건설환경㈜	2001-01	최재홍	예천 감천면 대맥리 612	054-653-3000		파쇄분쇄				600	150	2001-06-16	2001-06-16	23,850
		기타	예천건설환경㈜	2002-01	허후길	예천 예천읍 청복리1079	054-654-9932		파쇄분쇄				640	200	2002-12-27	2003-01-08	29,490
		기타	㈜석송산업	2003-01	박원재	예천 감천면 대맥리 613	054-653-2990		파쇄분쇄				600	150	2003-01-27	2003-03-03	28,272
		기타	도청이전주민생계조합 신세계환경㈜	2012-01	정현모 권영달	예천 지보면 어신리 1200-7	054-654-0808		파쇄분쇄				800	800	2012-12-11	2012-09-01	32,967
		기타	우성산업개발㈜	2013-01	조관섭	예천 감천면 덕율리 1381-2	054-653-9898		파쇄분쇄				600	980	2013-01-10	2013-01-10	6,956
	울진군	기타	영광수지㈜	제2012-2호	김남일	울진군 기성면 봉산리 388-1	054-787-5546		파쇄분쇄				24	1,600	2012-10-16	2012-10-26	0
경남	소계		15 업체										761	9,230			108,333

구분		전문분야	업 체 명	등록·관리번호	대 표 자	소 재 지	전화번호	중 간 처 분 시 설 현 황									2013년 처리량(톤)
시도	시군구							소각 시설명	기계적 처리시설명	화학적 처리시설명	생물학적 처리시설명	기타 시설명	처리능력 (톤/일)	설치비 (백만원)	허가(승인)일 (년.월.일)	사용개시일 (년.월.일)	
경남	창원시	소각	한솔이엠이㈜영남지사	3(2000.01.01.)	정형근	의창구 대원동 86-4	055-273-0500	소각시설					144	2,000	1981-12-30	1981-12-30	17,565
		소각	KC한미산업(주)	중간-2	대표이사	마산회원구 자유무역6길103 (봉암동)	055-251-7272	일반소각시설					89	3,500	1997-03-27	1997-4-24	22,819
	진주시	기타	㈜청호산업	중-5(1999.11.17)	박용수	초전동 260	055-754-0601		탈 수				40	40	1999-11-17	1999-11-17	116
	사천시	기타	장산환경산업㈜	제2005-006호	장석명	사천시 송포공단길 72-36(송포동)	055-835-1445		파쇄분쇄시설				32	140	2005-11-04	2005-11-04	5,810
	김해시	기타	거성	중처-01	김영길	김해시 한림면 김해대로 974번길 77	346-4418		압축시설				27		2005-02-14	2005-02-14	2,801
		기타	㈜호산	중처-03	이승희	김해시 진례면 고모로 695	346-0321		절단시설				67		2010-09-14	2010-09-14	221
		기타	태양무역	중처-04	손영도	김해시 상동면 소락로 153-14	312-9931		압축시설, 분쇄시설				43		2010-10-05	2010-10-05	1,766
		기타	㈜순천무역	중처-06	장중봉	김해시 진영읍 김해대로 799	336-6744		절단시설 외				59	70	2010-03-26	2010-03-26	11,875
	양산시	소각	NC양산㈜	제9호	강경진	산막공단북5길 29(산막동)	367-1515	일반소각					60	500	1994-05-27	2004-02-11	13,888
		소각	(주)마노플랜	웅상-처분-1	김규태	소주공단로 10(주남동)	364-4731	일반소각					30	700	2000-11-28	2000-12-06	13,779
		소각	(주)세창	웅상-처분-2	심용보	주남로 50(주남동)	387-5995	일반소각					48	480	2007-11-02	2007-12-07	10,223
		기타	유승건기산업㈜	제15호	서민조	덕계동 232	367-1004		파쇄분쇄				45	200	2007-06-15	2007-06-15	1,480
	남해군	기타	㈜브이앤이	Jan-02	서동선	남해읍 에코파크길 65-10	864-7575					기타로	64	0	2002-04-27	2002-05-06	86
		기타	바이오컨㈜	2003-1	신대균	남해읍 에코파크길 113-7	864-0521					기타로	0	0	2003-01-09	2003-01-13	5,558
	함양군	기타	호림산업	2003-1	정종일	유림면 옥매리 913	055-963-6604					기타로	13	1,600	2003-05-26	2003-05-27	348

8. 폐기물 처리업 현황

라. 최종처분업체

구분		업체명	관리번호 (허가일)	사용시작일 (년.월.일)	대표자	소재지	전화번호	처리대상폐기물	최종처분시설현황							2013년 처리량(톤)
시도	시군구								총매립지 면적(㎡)	총매립 용량(㎥)	기매립용량(㎥) (2012매립량포함)	잔여매립 가능량(㎥)	사용가능기간 (년-년)	설치비 (백만원)	관리인원 (명)	
전국	합계	38 업체							1,877,853	35,884,779	18,061,680	17,887,291		499,279	407	4,497,549
부산	소계	2 업체							241,865	3,809,146	1,199,549	2,673,789		107,300	35	270,349
	강서구	부산그린파워	2009-1 2009.10.8.	2009.10.09.	성창제	송정동 1774	941-8009	사업장/건설	204,581	2,937,146	699,133	2,273,788	2007-2025	88,900	15	146,363
	기장군	NC부산㈜	2008-1 2008.12.4	2008.12.08.	강병영	정관면 예림리 1100	727-1111	사업장/건설	37,284	872,000	500,416	400,001	2008-2026	18,400	20	123,986
울산	소계	4 업체							321,886	5,126,268	3,758,026	1,368,242		46,100	24	514,848
	남구	㈜유니큰	제5호 ('00.6.21)	2000.7.4	정두철	용잠동 529-27	229-0600	사업장	49,431	863,395	707,995	155,400	2000-2016	17,560	6	183,850
		㈜코엔텍	제9호 ('97.12.11)	1997.12.11	이민석	용잠동 산 157	228-7300	사업장	184,316	3,207,444	2,447,770	759,674	1997-2021	17,500	6	141,837
	울주군	㈜이에스티	제10호 ('08.1.23)	2008.2.5	차봉길	온산읍 당월리 248	238-8721	사업장	74,796	950,000	497,465	452,535	2008-2016	10,300	10	140,949
		㈜삼종	제3호(건설) ('98.6.15)	1998.7.2	윤학원	삼동면 작동리 산 42-1	260-1666	건설	13,343	105,429	104,796	633	1998-2013	740	2	48,212
경기	소계	2 업체							63,872	1,488,375	602,436	885,939		20,900	12	689,168
	화성시	케이씨환경개발㈜	99-04(2008.01.25.)	2011.01.17.	이재영	송산면 칠곡리 17-24, 17-25, 17-68	267-3400	생활/사업장	53,882	1,349,675	577,660	772,015	2011-2017	15,100	9	661,710
	화성시	㈜진흥중공업	09-15(2009.07.20.)	2009.07.27.	박찬양	향남읍 구문천리 929-15	8059-2233	생활/사업장	9,990	138,700	24,776	113,924	2009-2020	5,800	3	27,458
충북	소계	3 업체							159,967	2,367,746	1,464,480	903,266		79,000	31	278,920
	충주시	아세아테크㈜	2011-1(2011.07.12) 2012-3(2012.08.03)	2011.07.12 2012.08.03	김태진	대소원면 완오리 1080	043-844-6767	생활/사업장	35,188	528,800	220,024	308,776	2011-2021	15,000	15	117,374
	제천시	㈜에너지드림	최종 제1호 (2006.1.10.)	2006.01.09	손광수	왕암동 989	644-4040	사업장	17,762	259,458	251,944	7,514	2006-2021	12,000	5	0
	청원군	㈜이에스청원	28(2006.07.21)	2006.07.21	강준희	충북 청원 옥산 남촌리 1110-1	043-216-0361	생활/사업장	107,017	1,579,488	992,512	586,976	2013-2018	52,000	11	161,546
충남	소계	3 업체							59,514	1,586,255	1,237,977	348,278		41,000	33	443,315
	보령시	㈜보림씨에스	2008-2 (2010.12.30)	2011.1.4	정종천	보령시 웅천읍 대창리 872-1	041-932-2323	사업장	32,750	1,293,105	1,172,158	120,947	2011-2014	30,000	24	422,496
	아산시	㈜세창이엔텍	2012-22	2012.12.11	문광호외1	둔포면 석곡리 313-1	548-0681	사업장	22,279	248,150	20,819	227,331	2012-2022	11,000	4	20,819
	서천군	코리아썬환경산업㈜	서천 제12호	2002.6.26.	박종원	서천군 종천면 당정리 15번지 외 2번지	041-953-4427	생활/사업장	4,485	45,000	45,000	0	2002-2015		5	0
전북	소계	4 업체							132,263	2,278,188	1,952,558	325,630		41,103	31	25,300
	군산시	㈜국인산업	2005-5[illegible](2006.6.30)	2006.6	박무웅	비응도동 27	464-6070	영업중단	69,498	1,064,109	921,071	143,038	영업중단	30,300	13	0
	익산시	(유)진등산업	2002-7 (02.5.22)	2002.05.22	최우진	함열읍 홀산리 산32	861-2110	처리대상폐기물	17,342	265,219	226,557	38,662	2002-2015	1,495	9	25,300
		(유)태평양	2001-1 (01.2.2)	2001.02.02	박재호	삼기면 기산리 산130-1	858-3116	처리대상폐기물	19,923	391,870	281,450	110,420	2004-2012	1,108	4	0
	완주군	㈜케이엠그린	완주1호 2004.12.31	2004.12.31	김강호	봉동읍 둔산리 945-3	262-8816	사업장/건설	25,500	556,990	523,480	33,510	2005-2014	8,200	5	0
전남	소계	2 업체							95,185	1,617,953	1,229,992	387,961		13,851	12	132,425
	여수시	㈜여수환경산업	제1호 (94.05.16)	2001.12.01	최옥균	월내동 산68	061) 686-5701	사업장, 건설	42,471	590,640	526,311	64,329	01-2015	5,500	6	46,170
	여수시	㈜와이엔텍	제2호 (05.05.11)	2004.07.23	이성현	월내동 252	061) 690-6910	사업장, 건설	52,714	1,027,313	703,681	323,632	04-2017	8,351	6	86,255
경북	소계	15 업체							595,289	15,062,490	5,450,497	9,611,993		136,627	220	2,022,361
	포항시	동양에코㈜	포-105호 (2001.11.24)	2001.11.24	류용탁	남구 대송면 옥명리 200-1	278-1112	사업장/건설	67,525	1,546,715	1,479,087	67,628	2001-2016	17,600	84	268,104
		그린바이로㈜	포-2호 (2006.05.12)	2006.05.30	김영석	남구 대송면 옥명리 583	277-8288	사업장/건설	105,508	2,825,000	944,650	1,880,350	2006-2021	10,712	15	248,585

구분		업체명	관리번호 (허가일)	사용시작일 (년.월.일)	대표자	소재지	전화번호	처리대상폐기물	최종처분시설현황							2013년 처리량(톤)
시도	시군구								총매립지 면적(㎡)	총매립 용량(㎥)	기매립용량(㎥) (2012매립량포함)	잔여매립 가능량(㎥)	사용가능기간 (년-년)	설치비 (백만원)	관리인원 (명)	
경북	경주시	동양에코㈜	1 (2006.12.12)	2006.12.26	류용탁	경주시 천북면 오야리 12-65	745-0400	사업장/건설	41,300	1,028,025	821,525	206,500	2006-2016	2,200	14	115,227
		㈜경주산업개발	2 (2011.10.27)	2011.11.01	권성택	경주시 건천읍 용명리 산199-1	751-6688	사업장/건설	29,609	997,953	427,127	570,826	2011-2021	15,000	16	339,643
		㈜와이에스텍	3 (2013.01.29)	2013.01.29	류해렬	경주시 강동면 왕신리 산43외12	705-5803	사업장/건설	46,290	1,600,000	0	1,600,000	2013-2023	25,000	20	443,291
	구미시	케이엠그린구미지점(1공구)	1 (2005.12.26)	2005.12.11	김강호	산동면 송백로 398-90	714-3101	사업장	12,930	174,250	174,250	0	2005-2009	6,645	12	완료
		케이엠그린구미지점(2-1공구)	1 (2005.12.26)	2008.11.19	김강호	산동면 송백로 398-90	714-3101	사업장	23,700	535,000	531,650	3,350	2008-2014	8,200	12	0
		케이엠그린구미지점(2-2공구)	1 (2010.1.28)	2010.8.20	김강호	산동면 송백로 398-90	714-3101	사업장	16,652	320,800	264,792	56,008	2010-2014	8,400	12	99,804
		케이엠그린구미지점(2-3공구)	1 (2013.4.29)	추진중	김강호	산동면 송백로 398-90	714-3101	사업장	23,096	551,900	0	551,900	추진중			추진중
		케이엠그린구미지점(4공구)	1 (2013.4.29)	2013.5.9	김강호	산동면 송백로 398-90	714-3101	사업장	15,529	309,900	94,258	215,642	2013-2016	8,870	12	138,276
		케이엠그린구미지점(5-1공구)	1 (2013.4.29)	추진중	김강호	산동면 송백로 398-90	714-3101	사업장	26,576	662,100	0	662,100	추진중			추진중
		케이엠그린구미지점(5-2공구)	1 (2013.4.29)	추진중	김강호	산동면 송백로 398-90	714-3101	사업장	26,330	633,100	0	633,100	추진중			추진중
		(주)티에스케이이엔이	2 (2011.8.30)	2011.9.1	김종일	금전동 822	476-8816	사업장	122,698	3,217,700	523,785	2,693,915	2011-2026	25,000	14	336,281
	고령군	㈜미래산업개발	제 최종08-2호 (2008.9.1)	2008.9.8	김영달	다산면 다산산단3길 55 (송곡리 1791)	956-7240	사업장/건설	18,000	232,347	189,373	42,974	2008-2016	9,000	9	1,861
	성주군	㈜지엠이앤씨	2013.06.17.	2013.06.19.	정정국	경북 성주군 성주읍 성주산업단지1길 102	053-471-1444	사업장/지정	19,546	427,700		427,700	2013-2026			31,289
경남	소계	3 업체							208,012	2,548,358	1,166,165	1,382,193		13,398	9	120,863
	창원시	에코시스템	1 (2004.2.26)	2004.2.26	이준길	성산구 적현로279번길 167(적현동)	210-3900	사업장	184,764	2,411,059	1,063,375	1,347,684	1999 ~ 2024	9,598	5	110,961
	통영시	㈜에스씨이노베이션	최종2009-1 (2009.12.29.)	2010.09.01.	박노익	통영시 광도면 춘원1로 107	648-1230	사업장	5,650	26,340	18,964	7,376	2011-2014	2,600	4	9,902
	함안군	수성산업㈜	5 (96.12.17.)	1996.12.17.	노문옥	법수면 윤외공단길 26-100	583-5885	건설	17,598	110,959	83,826	27,133	1997- 매립종료시까지	1,200		0

8. 폐기물 처리업체 현황

마. 중간재활용업체

구분		업 체 명	등록·관리번호	대 표 자	소 재 지	전화번호	시설명	처리능력 (톤/일)	설치비 (백만원)	허가(승인)일 (년.월.일)	사용시작일 (년.월.일)	2013년 처리량(톤)
시도	시군구											
전국	합계	1,111 업체						53,414	387,312			7,600,866
서울	소계	4 업체						149	2,736			19,934
	성동구	㈜에코시티서울	2010-33	이동현	성동구 송정동 73-36	2244-5133	고철압축기, 전선파쇄 및 습식선별기	9	11	2011-12-01	2011-12-01	1,995
	은평구	은평환경주식회사	2012-1	윤영철	수색동 293-13	02-304-8855	기계적 재활용시설	40	100	2012-01-18	2012-01-28	4,084
	구로구	신양자원	200800001	이정원	구로구 항동	2614-9015	압축시설,용융시설	30	370	2008-11-18	2008-12-08	0
	송파구	한국쓰리알환경산업㈜	제2010-1호(2010.2.23)	이은이	장지동 877	401-6789	재활용선별처리시설	70	2,255	2010-02-23	2009-09-01	13,855
부산	소계	30 업체						1,141	5,711			146,475
	영도구	㈜늘푸른환경	제2004-1호	원성남	해양로 141(청학동)	051-418-0300	파쇄시설	49	200	2013-10-07	2013-10-07	6,205
	동래구	㈜신아타이어	제2004-4호	구정관	온천천로 345(낙민동)	051-556-0525	파쇄시설	10	50	2004-10-20	2004-10-20	2,100
	남구	황령기업	제2002-3호	서경덕	남구 황령대로329-23	051-628-5040	폐목파쇄시설	50	300	2013/07/25(변경허가)	2013/07/25(변경허가)	3,678
	사하구	백산산업	제2005-1	박동수	보덕포1길 66(장림동)	262-0982	분쇄	15	300	2004-01-13	2004-01-13	1,544
		㈜에너지네트웍	제2010-2호	김상동	강변대로 20(신평동)	204-0000	분쇄	12	90	2012-09-11	2012-09-11	1,021
		에코라이프살림	제2011-1호	안하원	을숙도대로 466(신평동)	264-7080	분리	2	50	2013-10-25	2013-10-25	350
		천세철강	제2011-2호	이경훈	구평로 27(구평동)	832-2351	선별	84	200	2013-08-23	2013-08-23	15,301
		우주플라스틱	제2013-1호	김상갑	하신중앙로3번길 107(장림동)	265-7333	용융	8	300	2013-02-07	2013-02-07	450
		㈜대성리싸이클	제 사하-5호	손호동	장림동924	262-5753	파쇄	99	100	2001-03-26	2001-03-26	6,901
		㈜가남환경	제 사하-10호	손귀분	장림동914-35	262-3513	파쇄	175	200	2006-04-12	2006-04-12	57,593
	금정구	현대실업	제2008-1호	감은근	공단로8번길15(금사동)	521-1003	파쇄기,분리기	12	320	2008-07-10	2008-08-06	2,287
		정호산업	제2012-1호	이정화	공단로50번길7(금사동)	527-0604	압출시설	2	28	2012-04-09	2012-04-20	125
	강서구	새광엔텍	제2003-5호 (2003.01.04)	서경희	송정동 1771-10	831-0335	압축,건조,냉각	2	330	2003-01-04	2003-01-04	77
		대호수지	제2005-6호 (2005.05.19)	손영희	송정동 1648-4	831-2731	분쇄,세척,탈수	5	250	2005-05-19	2005-05-19	463
		극동산업	제2007-1호 (2007.11.12)	김봉식	송정동 1664-3	832-1412	파쇄.분쇄	8	500	2007-11-12	2007-11-12	2,164
		진양화학	제2012-1호 (2012.8.16)	강진오	송정동 1635-13	831-2905	파쇄.분쇄	3	38	2012-08-16	2012-08-16	718
		골드ENG	제2012-2호 (2012.8.27)	이기재	송정동 1473-2	055-329-1127	분쇄	8	100	2012-08-27	2012-09-03	30
	사상구	(주)동아에너지	2007-1 (2007.06.28)	조효일	감전동 147-18	317-0371	파쇄(분쇄)	95	1,000	2007-06-28	2007-06-28	1,880
		㈜코리아리사이클링	2002-1 (2002.12.23)	강병일	엄궁동 141-14	301-7141	파쇄(분쇄)	30	100	2002-12-23	2002-12-23	3,211
		홍인산업	2008-1 (2008.10.01)	김호경	학장동 288-4,5	315-4404	파쇄(분쇄)	40	350	2008-10-01	2008-10-01	6,848
		㈜이놉스	2012-1 (2012.10.31)	오상준	학장동 717-9	312-7991	파쇄(분쇄)	10	100	2012-10-31	2012-10-31	1,038
		대도자원㈜	2013-1 (2013.09.26.)	김창기	감전동 507-3	972-8900	파쇄(분쇄)	40	165	2013-09-26	2013-09-26	3,467
	사상구	명진티알	2013-2 (2013.10.10)	임장식	낙동대로815번길 28-21	333-3565	파쇄(분쇄)	24	100	2013-10-10	2013-10-10	0
		㈜대흥리사이클링	2013-4 (2013.12.27)	이병극	낙동대로 926	315-5608	압축	16	100	2013-12-27	2013-12-27	0

구분		업 체 명	등록·관리번호	대 표 자	소 재 지	전화번호	시설명	처리능력 (톤/일)	설치비 (백만원)	허가(승인)일 (년.월.일)	사용시작일 (년.월.일)	2013년 처리량(톤)
시도	시군구											
부산	기장군	㈜부영자원산업	제40호 (2007.12.26)	김민제 외 1	기장읍 대청로72번길 29	051-724-4521	파쇄	31	60	2007-12-26	2007-12-26	6,825
		삼호ENG(주)	제42호 (2008.08.27)	김동규	정관면 산단7로 92-35	051-728-1153	파쇄	200	70	2008-08-27	2008-08-27	4,438
		대풍무역	제54호 (2009.12.30)	김정숙	정관면 산단4로 2-72	051-728-3138	압축, 분쇄	6	50	2009-12-30	2009-12-30	1,311
		푸른이앤지(주)	제2010-2호 (2010.03.25)	정우흥	정관면 정관상곡1길 27-35	051-728-7800	분쇄, 탈수	11	60	2010/03/25/	2010/03/25/	0
		(주)동신제지	제2004-7호	노응범	정관면 산단7로89	051-727-2621	압축,분쇄	15	100	2004-11-02	2004-11-02	1,590
		(주)성화그린	제2011-1호 (2011.04.25)	김철용	정관면 산단1로 52	051-728-6943	분쇄	80	100	2011-04-25	2011-05-04	14,861
대구	소계	17 업체						1,347	5,544			52,329
	동구	경북재향군인회각산동지점	3 (2000.7.11)	이재권	안심로65길 14	963-2233	파소분쇄시설,절단시설	28	700	2002-06-11	2002-06-12	103
	서구	달구벌산업㈜대구공장	200601	이은열	북비산로29길40(이현동)	566-6750	분쇄, 탈수	9	200	2006-07-05	2008-06-17	1,850
		㈜대성리사이클링	200903	박재균	염색공단천로3길 3-1(비산동)	341-9886	파쇄	12	75	2010-08-11	2010-08-20	3,031
		선일이앤알㈜	201001	손병갑	염색공단천로16길 13(비산동)	354-0580	파쇄,건조	800	2,600	2010-04-26	2010-06-14	5,713
	북구	㈜해동자원 북구사업소	2013-3호	이장기	대구시 북구 조야로2길 101(서변동)	053-951-0357	압축시설	17	109	1994-12-31	1994-12-31	4,709
							분쇄시설	2	10	2009-08-03	2009-08-03	318
							용융시설	1	30	2009-02-14	2009-02-14	116
		성주수지	2013-6호	이창곤	북구 3공단로25길 17 (노원동3가)	053-352-5263	파쇄	2	1,000	2004-09-13	2004-09-25	333
		㈜대남자원	2013-4호	서경호	대구시 북구 조야로2길 101(서변동)	053-475-0038	압축시설	5	199	2010-01-18	2010-01-27	1,390
							분쇄시설	1	38	2010-01-18	2010-01-27	106
							용융시설	1	28	2010-01-18	2010-01-27	84
	달성군	신우산업	제23호	김기범	하빈면 달구벌대로8길 168	583-0910	절단	12	50	2001-01-31	2001-01-31	3,778
		묘림목재	제50호	김강석	논공읍 비슬로264길 61	614-5426	파쇄	4	20	2006-07-06	2006-07-06	0
		열린환경㈜	제62호	박동수	현풍면 현풍서로 559	639-8008	파쇄	20	45	2008-04-08	2008-04-08	192
		㈜삼명환경	제65호	정애경	옥포면 원전길 52-10	616-6680	파쇄	20	85	2008-08-21	2008-08-21	3,938
		환희기업㈜달성지점	제73호	임정애	하빈면 하빈남로 372-14	593-3990	파쇄	40	100	2009-04-27	2009-05-06	1,064
		청조환경㈜	제83호	오산출	하빈면 하빈남로104길 30-22	582-6080	파쇄	20	70	2010-06-22	2010-06-30	4,660
		㈜상진그린산업	제91호	김희경	논공읍 노이4길 14	611-5652	파쇄	10	70	2011-02-09	2011-02-28	3,127
		한국지역난방공사 대구지사	제2012-2호	정승일	구지면 달성2차서로 93	583-4223	선별	320	65	2012-02-07	2012-02-07	17,786
		세계환경㈜	제2013-13호	임상식	현풍면 현풍서로71길 7	611-9151	파쇄	13	30	2013-10-02	2013-10-02	31
		태양수지	제2013-15호	박기수	논공읍 노이길 198		선별	10	20	2013-11-13	2013-11-13	0
인천	소계	113 업체						2,753	28,862			384,577
	동구	솔빛자원㈜	동구08-04	임서현	동구 만석부두로7번길 15-17(만석동)	032)764-1885	파쇄·분쇄 시설	80	150	2009-01-30	2009-01-30	27,832
	남동구	(주)서울화학경금속	1997-1	한경희	고잔동674-3	811-9481	반응시설	30	200	1997-07-22	1997-07-22	1,327
		대한민국상이군경회	2000-1	강달신	고잔동 656-7	815-0723	분쇄시설	54	126	2000-06-26	2000-06-26	850
		가온피엠씨	2000-4	김기정	고잔동701-17	816-7391	정제시설	5	50	2000-12-30	2000-12-30	0
		주영산업	2001-1	이점식	고잔동701-21	816-3015	정제시설	0	7	2001-02-06	2001-02-06	6

구분		업 체 명	등록·관리번호	대 표 자	소 재 지	전화번호	시설명	처리능력 (톤/일)	설치비 (백만원)	허가(승인)일 (년.월.일)	사용시작일 (년.월.일)	2013년 처리량(톤)
시도	시군구											
인천	남동구	천보금속	2001-2	강강작	논현동 434-10	818-2030	정제시설	0	58	2001-09-24	2001-09-24	2
		㈜아이티그린	2003-1	박찬일	논현동 437-3	812-8386	정제시설	2	85	2003-02-20	2003-03-12	425
		퍼펙트환경㈜	2004-1	김진홍	고잔동 183	441-3272	분쇄시설	3	120	2004-06-17	2004-06-17	628
		삼덕금속㈜	2004-2	강기현	논현동 432-14	816-0284	정제시설	1	514	2004-11-25	2005-01-04	54
		㈜그린메탈	2004-3	심재영	고잔동 308-14	446-1751	용융시설	8	50	2004-12-13	2004-12-13	4
		서영금속	2005-1	염문선	고잔동 139 M동	446-4112	정제시설	1	200	2005-02-25	2005-02-25	0
		㈜골드코리아	2005-2	김종아	고잔동 86-8 (3동)	446-5466	정제시설	1	240	2005-10-25	2005-10-25	3
		에스피메탈	2006-1	이순희	고잔동 461-1	446-7555	반응시설	4	40	2006-02-14	2006-02-27	74
		비전테크	2006-2	노상균	고잔동 86-8 6동	442-0212	정제시설	1	200	2006-08-09	2006-08-09	46
		(주)성우RC	2006-3	임동묵	고잔동 141-7	437-4768	분쇄시설	20	45	2006-09-13	2006-09-14	84
		(주) 바이오돔	2008-1	지상훈	운연동 410-12	503-3046	정제시설	9	62	2008-04-25	2008-04-25	3,587
		㈜나노리사이클	2008-3	최홍진	고잔동 390-10(다동)	421-8884	분쇄시설	5	80	2008-08-25	2008-08-27	87
		(주)코리아테크노브레인	2008-4	이용선	고잔동 465-14	421-5427	정제시설	3	250	2008-10-02	2008-10-06	71
		㈜디에스씨	2008-5	박봉권	고잔동 351-2	466-2845	정제시설	2	320	2008-11-17	2008-11-17	3
		(주)한청알에프	2008-6	이근학	고잔동 409-5외 3필지	818-3256	정제시설	1	210	2008-12-24	2008-12-24	92
		㈜세명이앤지	2009-1	김인식,남승린	고잔동 213-5	859-0001	압축시설	60	500	2009-02-23	2009-02-23	2,284
		㈜미래엔텍	2009-3	이종탁	고잔동 212-6		압축시설	78	450	2009-05-26	2009-05-27	861
		금화	2009-2	지성윤	고잔동 379-11	421-9060	정제시설	2	620	2009-03-18	2009-05-01	74
		㈜현대비앤디	2009-4	김청운	운연동 410-12	465-6018	정제시설	13	200	2009-06-25	2009-06-25	2,100
		㈜뉴골드	2009-5	김종배	고잔동 389-8	433-5365	정제시설	3	450	2009-07-10	2009-07-14	12
		㈜대진인더스	2009-6	전양재	고잔동 390-10 나동	421-5433	정제시설	10	500	2009-07-30	2009-07-30	1,250
		청우금속	2009-7	최길섭	고잔동 204-2	822-0745	정제시설	1	800	2009-08-26	2009-08-26	6
		넥스유지	2009-8	홍용표	고잔동 368-7	425-1485	정제시설	50	250	2009-09-08	2009-09-08	5,382
		㈜로움 인천공장	2009-9	김종섭	고잔동 409-5 2층	424-2362	정제시설	1	820	2009-11-19	2009-11-19	2
		태영지엠	2010-2	이재억	고잔동 205-1	432-1548	정제시설	1	150	2010-06-09	2010-06-09	0
		화인에코텍㈜	2010-3	김대현	고잔동 385-4	427-7552	파쇄시설	100	450	2010-07-06	2010-07-06	1,251
		㈜유진상사	2010-4	이복연	고잔동 379-2		압축시설	38	350	2010-07-19	2010-07-19	4,639
		㈜메탈이지	2011-2	이광호	고잔동 86-8	429-9182	반응시설	2	40	2011-05-03	2011-05-03	0
		(주)서교	2011-3	정수민	고잔동 409-3		분쇄시설	44	40	2011-06-28	2011-06-29	316
		(주)진명리싸이클	2011-4	이한진	고잔동 460	446-0403	반응시설	4	300	2011-07-06	2011-07-06	96
		㈜에스쓰리알	2011-5	서종현	운연동 412	465-0011	분쇄시설	20	30	2011-10-31	2011-10-31	400
		㈜인천리사이클링	2011-6	이기중	고잔동 246-103	446-2578	압축시설	64	650	2011-11-07	2011-11-07	16,180
		명민산업㈜	2011-7	이길호	논현고잔로 110	433-2343	압축시설	6	20	2011-12-07	2011-12-07	1,875
		동명산업	2012-1	김봉진	앵고개로697번길 20	431-9537	정제시설	10	10	2012-02-20	2012-02-27	810

구분		업 체 명	등록·관리번호	대 표 자	소 재 지	전화번호	시설명	처리능력 (톤/일)	설치비 (백만원)	허가(승인)일 (년.월.일)	사용시작일 (년.월.일)	2013년 처리량(톤)
시도	시군구											
인천	남동구	㈜대진티앤에스	2012-2	전양재	앵고개로 716번길 29	433-5777	분쇄,압축,정제시설	44	24	2012-03-26	2012-04-02	384
		㈜이알지서비스	2012-4	심연규	남촌동 622-10 남동공단 12B 11L	822-2961 070-4012-7513	파쇄시설	128	650	2012-05-16	2012-05-17	7,450
		에스지개발㈜	2012-5	윤석환	고잔동 530-1	421-0497	반응,여과,파쇄시설	11	500	2012-06-15	2012-06-20	240
		㈜한결리싸이클링인천지사	2012-6	김민수	고잔동 482-1		파쇄시설	30	50	2012-06-22	2012-06-22	294
		주사랑엔텍㈜	2012-7	김창기	청능대로 484번길 28-26	422-8476	반응시설	6	300	2012-06-22	2012-06-22	1
		주식회사 이지엔텍	2012-8	강민석	청능대로 484번길 8-14 E동		파쇄시설	48	100	2012-07-23	2012-07-23	1,616
		㈜보광메탈 인천남동사업장	2012-9	김명종	고잔동 382-7	816-7391	반응시설	11	500	2012-08-21	2012-08-21	260
		㈜미래메탈	2012-10	김형준	고잔동 379-15	446-1238	분쇄,절단,선별시설	12	100	2012-09-14	2012-09-14	109
		㈜대진인더스 2공장	2012-11	전양재	고잔동 372-16	433-5777	파쇄,분쇄,선별시설	18	100	2012-10-16	2012-10-16	838
		이앤에스	2012-12	최인학	고잔동 396-5	428-7907	분쇄시설	2	70	2012-11-06	2012-11-06	46
		백억금속	2013-01	한백억	고잔로 88-1		정제,용해,반응시설	6	500	2013-01-02	2013-01-02	13
		건영산업	2013-02	조상학	음실서로 29	469-7762~3	분쇄시설	3	100	2013-04-02	2013-04-02	0
		그린폴리	2013-03	김찬기	음실서로 67	070-7755-6625	분쇄,탈수시설	12	300	2013-04-12	2013-04-12	2,446
		한림그린텍	2013-04	황주현	고잔로 51번길 6	442-3398	압축시설, 절단시설	13	150	2013-06-28	2013-06-28	488
		은성케미칼㈜	2013-05	문광호,홍문길	고잔로 102-1	439-1122	반응,정제,분쇄,용융시설	3	300	2013-08-09	2013-08-09	0
		㈜엠알메탈로	2013-06	고현경	앵고개로 719번길 84	435-9323	반응,여과,추출,건조	6	2,000	2013-08-16	2013-09-13	0
		라성금속	2013-07	김범일	청능대로 468번길 39	422-5502~3	반응,정제,용융	2	500	2013-08-29	2013-08-29	0
		해성케미칼	2013-08	김경래	간석동 1-654	573-2356	분쇄	5	200	2013-11-25	2013-11-25	20
	서구	성일하이텍㈜	2000-6	홍승표	가좌1동173-233	584-0162	소각시설	1	51	2000-04-11	2000-04-11	268
		태광전자	2000-8	김종식	가좌동468-8	584-0881	반응시설	1	8	2000-05-16	2000-05-16	36
		유창테크	2000-15	오인석	오류동 1530-3외 2필지	566-1703	파쇄시설	360	7	2000-08-12	2000-08-12	52,576
		(주)신세계자원	2000-16	김장성,함영근	경서동372-3	561-2522	파쇄시설	220	7	2000-08-12	2000-08-12	3,410
		희성금속(주)	2000-17	권영제	가좌동173-89	576-1153	반응시설	1	100	2000-08-30	2000-08-30	292
		삼아금속선광	2000-18	이수택	왕길동186	562-2748	분쇄시설	7	12	2000-09-02	2000-09-02	242
		상일금속(주)	2000-19	대표이사	가좌1동150-97	575-2302	소각시설	1	50	2000-09-02	2000-09-02	3
		(주)에이치엔	2000-20	서금양	원창동382-83	578-8027	소각시설	1	80	2000-09-07	2000-09-07	0
		서인산업개발(주)	2000-22	손채령	오류동434-136	568-8496	분쇄시설	35	90	2000-10-05	2000-10-05	9,445
		삼원금속(주)	2000-23	김 희	석남2동223-277	581-9200	소각시설	1	100	2000-11-09	2000-11-09	12
		대한산업개발㈜	2000-26	장미희	왕길동52-19	563-6885	파쇄시설	90	90	2000-11-21	2000-11-21	96,140
		신남종합상사	2000-30	고동환	석남동223-376	573-8122	소각시설	1	120	2000-12-12	2000-12-12	0
		쓰리알메탈	2001-1	강영복	가좌동468-8	578-3730	반응시설	1	53	2001-03-28	2001-03-28	1
		대성금속	2001-7	이재복	경서동679-4	561-8044	분쇄시설	16	200	2001-08-04	2001-08-04	663
		신풍화학	2001-15	김인수외2	석남동650-93	581-7238	소각시설	2	6	2001-12-18	2001-12-18	261
		(주)부광에스지	2002-16	조광현	원창동382-55	579-2144	소각시설	1	6	2002-11-04	2002-11-04	3

구분		업 체 명	등록·관리번호	대 표 자	소 재 지	전화번호	시설명	처리능력 (톤/일)	설치비 (백만원)	허가(승인)일 (년.월.일)	사용시작일 (년.월.일)	2013년 처리량(톤)
시도	시군구											
인천	서구	(주)풍전비철	2003-6	한정건	경서동680-3	561-9115	파쇄시설	40	90	2003-07-08	2003-07-08	573
		에닉스	2004-1	고병산	가좌동 178-32	574-0025	소각시설	1	500	2003-09-20	2008-12-10	1
		동국GS	2004-2	육성원	가좌동560-27	578-9613	소각시설	1	32	2004-12-04	2009-01-13	154
		(주)명인엔텍	2005-4	대표이사	대곡동 622-3	569-6810	파쇄분쇄시설	44	70	2005-05-09	2005-05-09	6,455
		현수환경	2007-3	이향숙	오류동 410-77,341,456	564-9216	분쇄시설	24	250	2007-01-08	2007-01-08	0
		대성금속㈜	2010-5	노윤구	가좌동 173-77	575-8547	반응시설	4	140	2010-06-21	2010-07-15	19
		㈜대림엠에스	2010-9	김미연	금곡동 268	565-5716	분쇄시설	42	60	2010-11-17	2010-11-25	0
		경인리싸이클링㈜	2010-10	배한구	오류동 434-62	565-1085	압축시설	164	100	2010-06-30	2010-07-12	392
		제일슈레다㈜	2010-19	박동수	오류동 검단일반산업단지 36B-1L	563-5700	파쇄시설	15	4,500	2010-11-26	2011-02-24	159
		㈜아이케이	2010-12	김상문,이상진	오류동 1536외 9필지	563-3114	반응시설	85	1,500	2010-12-31	2011-03-11	34,068
		광성임업	2011-15	정진택	검단일반산업단지 2-8블럭	564-6532	파쇄시설	56	400	2011-11-08	2011-11-22	2,138
		(주)한중무역	2010-21	지성기	왕길동 351-1	569-7056	파쇄시설	4	70	2011-02-24	2011-01-26	2
		부활자원	2011-3	김종출	석남동 223-289	582-0524	용융시설	50	70	2011-03-11	2011-03-23	4,905
		㈜민중무역	2011-8	황막래	금곡동 336-8 A,B동	562-3096	분쇄시설	4	70	2011-07-21	2011-09-22	0
		㈜진훈비철 인천지사	2011-10	우봉준	금곡동 336-8 C동	562-3098	절단시설	4	180	2011-07-21	2011-09-22	181
		㈜미광금속	2011-22	대표이사	경서동 363-169	568-8801	용융시설	3	100	2011-11-17	2011-11-17	0
		스카이상사	2011-13	김동욱	오류동 검단일반산업단지 2B-18L	564-8478	분쇄시설	12	150	2011-11-03	2011-11-09	68
		LS산업	2011-11	신재숙	가좌동 173-248	581-5688	분쇄시설	4	1,800	2011-09-23	2012-01-31	960
		천지상사	2012-08	범문웅	금곡동 336-12	561-5846	분쇄시설	10	70	2012-03-02	2012-06-16	0
		㈜경인산업	2012-10	김대호	오류동 434-222	569-3057	분쇄시설	23	80	2012-03-16	2012-05-01	1,816
		㈜글로벌무역	2012-12	전희진	왕길동 33-2	568-9247	분쇄시설,절단시설	10	10	2012-04-12	2012-05-23	0
		드림자원㈜	2012-18	정영규	오류동 434-185	565-6527	분쇄시설	80	90	2012-06-11	2012-06-27	34,736
		대윤실업	2012-25	윤상숙	오류동 434-131, 77	568-8265	압축시설	10	70	2012-08-13	2012-08-23	519
		경인에코텍㈜서인천지점	2012-27	김빈	오류동 1511-3	566-3991	압축시설	20	150	2012-08-22	2012-09-10	7,147
		선용RC	2012-29	윤창원	오류동 4434-372,375	568-7201	절단시설	12	50	2012-09-25	2012-10-02	427
		㈜미래리싸이클링	2012-31	이경옥	오류동 434-64	576-8076	파쇄시설,분쇄시설	10	300	2012-11-27	2012-12-03	0
		입영국제㈜	2012-34	한동호	오류동 434-110	070-8867-9371	분쇄	10	60	2012-12-04	2012-12-11	0
		㈜영진엠앤알	2012-36	이양석	오류동 434-185 1동	032-564-7803	분쇄시설,절단시설	10	75	2012-12-13	2012-12-27	2,017
		㈜천기자원	2012-5	문월화	오류동 434-122	565-5019	분쇄시설,절단시설	10	68	2012-01-20	2012-02-17	0
		㈜태산환경	2013-5	김경선	오류동 434-222번지		분쇄시설	20	60	2013-01-31	2013-02-07	80
		중화토탈자원㈜	2013-7	김용범	원당대로 206번길 11-8(오류동)	070-4422-9807	분쇄시설	8	40	2013-03-29	2013-06-13	0
		㈜우신비전	2013-9	문득창	원창동 382-9	032-772-6121	분쇄시설	80	50	2013-04-11	2013/7/2/	0
		모아비철금속	2013-11	박대진	오류동 434-258		분쇄시설,파쇄시설	10	60	2013-05-10	2013-05-15	257
		그린무역㈜인천지점	2013-12	이관숙	왕길동 71-6	564-0807	분쇄시설	2	75	2013-05-27	2013-06-04	0

구분		업 체 명	등록·관리번호	대 표 자	소 재 지	전화번호	시설명	처리능력 (톤/일)	설치비 (백만원)	허가(승인)일 (년.월.일)	사용시작일 (년.월.일)	2013년 처리량(톤)
시도	시군구											
인천	서구	몰러	2013-13	김선철	경서동 350-224	564-8259	분쇄시설,절단시설	7	68	2011-03-31	2011-03-31	36,892
		동아금속㈜	2013-14	김연임	오류동 검단일반산업단지 24-7블럭	572-9060	분쇄시설	6	70	2013-07-12	2013-08-14	53
		검단리싸이클링㈜	2013-18	윤용관	오류동 434-364, 501		압축시설	8	70	2013-07-26	2013-08-08	0
		비젼스크랩	2013-20	조응환	왕길동 86-1		분쇄시설	5	60	2013-09-11	2013-09-25	0
		㈜화인티알	2013-22	서정환	오류동 434-499		분쇄시설,탈피시설	8	75	2013-09-13	2013-09-30	37
		토탈레드텍	2013-24	김연수	봉수대로 1545번길(금곡동)		분쇄시설	3	68	2013-09-17	2013-09-25	255
광주	소계	32 업체						829	13,156			88,914
	서구	명성환경㈜	2007-2	홍기석,원남희	매월1로 50-4(매월동)	675-4200	건조시설	300	10,000	2007-12-11	2007-12-11	67,140
		광주수지	2009-2	유형상	풍서우로 276(벽진동)	951-5660	파쇄시설	1	5	2009-05-18	2009-05-18	실적없음
		㈜희망자원	2011-2	정향자	풍서좌로 203-2(매월동)	681-1420	파쇄시설	4	5	2011-06-17	2011-06-17	5
		서경29	2013-1	권명자	무진대로 449-3(덕흥동)		파쇄시설	3	5	2013-03-28	2013-03-28	38
		㈜에스피에코	2013-4	이수양	유덕로 86(유촌동)	513-5083	파쇄시설	2	60	2013-05-20	2013-05-20	115
	북구	㈜무등자원	북구-42	임옥자	동배들길33(동림동)	531-1212	압축, 용융	210	500	2013-05-09	2013-05-13	7
		㈜조선자원	북구-43	박상종	하남대로 505(동림동)	952-2216	압축	54	300	2013-05-24	2013-05-27	5
		성우환경㈜	북구-45	최봉주	하서로672번길 41(용전동)	571-1336	압축, 용융	10	100	2013-07-12	2013-07-15	7
		장성철강	북구-49	오현근	하서로216번길 86(양산동)	571-1067	탈피시설	7	100	2013-12-19	2013-12-23	7
	광산구	한국전선가공	2011-3	이효정	광산구 풍영정길 93(신창동)	062-956-7181	절단, 분쇄	5	100	2011-10-21	2007-02-01	36
		㈜광진무역광주지점	2011-6	장진해	광산구 어등대로 467(선암동)	945-2244	탈피,압축	10	120	2011-12-12	2011-12-12	260
		한영기업	2011-7	김성훈	광산구 하남산단6번로 24(오선동)	955-1637	분쇄	5	200	2011-10-23	2011-10-23	23
		신천지	2012-1	김선화	광산구 용아로 627(오선동)	062-952-5831	절단	11	200	2012-01-12	2012-01-12	0
		신흥자원	2012-4	최한호	광산구 북문대로420번길 150(신창동)	955-3377	압축,용융	15	100	2012-02-13	2009/04/28/	274
		미래환경	2012-7	박찬익	광산구 풍영정길241-9(신창동)	953-7752	압축,용융	30	100	2012-03-14	2007-01-18	9,000
		임광	2012-8	김선화	광산구 본량동서로 72(송치동)	446-2346	절단	3	130	2012-03-19	2012-03-19	0
		초당환경	2012-10	박영남	광산구 금동학동길 306-16 (덕림동)	944-1488	파쇄	5	100	2012-05-31	2012-05-31	797
		에스제이	2012-12	오학열	광산구 응유율림길 89 (삼거동)	953-1637	분쇄	8	140	2012-06-22	2012-06-22	30
		동방수지	2012-13	문병성	광산구 쌍내길 15(대산동)	944-1924	분쇄	4	110	2012-11-29	2012-11-29	8
		㈜새시대산업	2012-14	김치곤	광산구 북문대로 363-146(신창동)	955-8833	분쇄, 절단	9	70	2012-12-03	2001-06-11	0
		전남향군㈜	2013-01	김명자,이연득	광산구 도천남길 41-46(도천동)	954-0400	분쇄, 탈피	32	100	2013-04-30	2007-01-16	273
		(유)국제비철금속	2013-02	강선임	광산구 도천남길 65(도천동)	955-4948	탈피, 절단, 압축	51	180	2013-06-07	2009-12-29	2,518
		신대우비철금속㈜	2013-04	박정우	광산구 사암로 776(도천동)	952-2344	탈피, 압축	12	6	2013-06-25	2013-06-25	18
		남영타이어	2013-05	남정호 (김봉화)	광산구 지로길 57(지죽동) 광산구 평동산단외로 279(지죽동)	946-2250	절단,밴딩	19	10	2013-07-05	2013-07-05	6,863
		명창비철	2013-07	박부임	광산구 하남산단3번로14-66(장덕동)	955-9735	탈피, 분쇄	2	95	2013-07-15	2009-09-17	155
		녹진케미컬	2013-08	이진휴	광산구 도천북길90(도천동)	954-6666	분쇄, 압축	3	150	2013-07-22	2013-07-22	216
		동양스티로폴공업㈜	2013-09	임용규	광산구 어등대로621번길15-11(소촌동)	943-0009이승준과장	분쇄	1	80	2013-07-22	2013-07-22	37

구분		업 체 명	등록·관리번호	대 표 자	소 재 지	전화번호	시설명	처리능력 (톤/일)	설치비 (백만원)	허가(승인)일 (년.월.일)	사용시작일 (년.월.일)	2013년 처리량(톤)
시도	시군구											
광주	광산구	㈜황포자원	2013-10	황근섭	광산구 북문대로420번길130(신창동)	956-2102	탈피	1	7	2013-07-23	2013-07-23	82
		거성산업	2013-11	박희구	광산구 소촌로 17-10(소촌동)		냉매회수기,절단	3	3	2013-08-06	2013-08-06	816
		㈜에스피앤에스	2013-12	김삼호	광산구 평동로803번길 83-34	946-0230	파쇄	2	50	2013-09-02	2013-09-02	145
		고려환경산업	2013-14	곽명구	광산구 대산로 76-25(대산동)	943-9887	압축	2	10	2013-11-06	2013-11-06	6
		㈜현대플라스틱산업	2013-15	이점득	광산구 평동산단외로 303 (송촌동)	062-944-6489	분쇄	5	20	2013-12-06	2011-10-31	33
대전	소계	10 업체						283	1,732			61,153
	동구	벧엘환경(주)	제2008-1호	박경호	동구 산서로1660번길 140 (대별동)	286-4092	파쇄압축시설	23	420	2008-02-19	2008-02-19	1,798
		새빛기업	제2005-7호	김성교	동구 대전로 277-20 (대성동)	271-1071	파쇄압축시설	25	390	2005-10-04	2005-10-04	7,273
	중구	광산기업㈜	제2호(2002.11.30)	김용욱	중구 유등천동로 688(중촌동)	226-2662	파쇄분쇄,압축시설	104	400	2002-11-30	2003-09-24	39,000
	대덕구	동양산업(주)	2000-4	장용걸	갑천도시고속도로 717(상서동)	931-0145	압축, 분쇄, 용융	50	82	2000-03-02	2000-03-02	7,279
		순환기업	2000-6	주효순	아리랑로55번길 62(신대동)	638-8950	분쇄	10	150	2000-12-08	2000-12-08	898
		원일케미칼	16	심호철	대덕대로1447번길 59-53(문평동)	934-6353	분쇄	8	100	1999-12-28	1999-12-28	1,761
		㈜유성테크	17	성길모	상서당1길 44(상서동)	931-3632	혼합	50	50	1999-12-28	1999-12-28	2,600
		창대기업	22	박종철	신탄진로315번길 79(신대동)	637-8751	분쇄, 압출	7	30	2000-04-11	2000-04-11	70
		삼도그린산업공사	37	한장희	상서당1길 42-1(상서동)	933-3332	분쇄, 용융	5	80	2003-04-17	2003-04-17	278
		청진산업	59	정진숙	무지니1길 24(평촌동)	932-6104	분쇄, 용융	1	30	2007-01-15	2007-01-15	196
울산	소계	39 업체						1,898	5,329			107,231
	남구	(주)덕산자원	51	강춘자	여천로 180 (여천동)	257-2148	파쇄시설	120	300	2000-04-17	2000-04-17	3,944
		미성금속	58	김분숙	산업로 585번길 15(여천동)	267-5474	파쇄시설	13	30	2003-02-25	2003-02-25	2
		지구자원	86	이근호	산업로340번길 10 (선암동)		분쇄시설	3	30	2012-12-28	2013-01-23	495
		서진자원	87	서종진	장생포고래로179번길 43 (장생포동)	271-6797	분쇄시설	6	30	2013-06-18	2013-07-04	24
	북구	디앤지산업㈜	제11-중간-01호	고문식	울산광역시 북구 대안1길 167 (대안동)	298-8771	분쇄기	160	300	2011-12-11	2011-12-11	3,816
	울주군	남양산업㈜	울주-중간-1	강양수	온산읍 해맞이로 1837-9	052-239-2944	파쇄시설	399	70	2003-10-24	2013-10-24	21,124
		홍우이앤이㈜	울주-중간-2	이홍우	온산읍 화산로 39	052-237-1424	파쇄시설	55	80	2004-04-16	2004-04-16	7,085
		㈜제이에스이	울주-중간-3	김순복	온산읍 화산3길 28	052-237-6711	파쇄시설	205	200	2004-12-20	2004-12-21	8,148
		GS에코메탈㈜	울주-중간-4	정영배	온산읍 화산1길 75-34	052-237-5400	반응시설	47	1,100	2005-07-27	2005-07-27	2,391
		㈜삼협	울주-중간-5	조현진	웅촌면 대복동천로 77	052-264-8881	파쇄시설	55	120	2006-02-03	2006-02-20	10,214
		성진산업	울주-중간-6	채기수	웅촌면 곡천음달길 71	052-247-0119	파쇄시설	100	80	2006-02-07	2006-02-27	348
		대화산업	울주-중간-11	양정열	웅촌면 은현작동로 308-3	052-257-7074	분쇄시설	16	17	2007-04-27	2007-04-27	555
		㈜에스지알테크	울주-중간-14	김수홍	웅촌면 광청로 84	052-223-1405	분해시설	1	45	2008-02-21	2008-02-21	0
		삼봉기업㈜	울주-중간-15	이숙희	삼동면 사촌신복로 114-16	052-254-3799	파쇄시설	300	20	2008-12-03	2008-12-10	11,823
		㈜지성	울주-중간-18	임상진	웅촌면 고연공단5길 23	052-258-4727	용융시설	4	30	2009-08-19	2009-08-19	58
		주목㈜	울주-중간-19	허종웅	온양읍 남창로 818	052-239-7840	파쇄시설	35	120	2010-03-26	2010-04-07	3,673
		프라임인더스트리㈜	울주-중간-20	최상철	웅촌면 부채골 9	052-256-5433	분쇄·압축시설	39	50	2010-03-31	2010-05-04	0

구분		업 체 명	등록·관리번호	대 표 자	소 재 지	전화번호	시설명	처리능력 (톤/일)	설치비 (백만원)	허가(승인)일 (년.월.일)	사용시작일 (년.월.일)	2013년 처리량(톤)
시도	시군구											
울산	울주군	㈜온그린	울주-중간-22	서정호	웅촌면 당고개 1길 52	052-225-5772	분쇄·압축시설	21	900	2011-03-31	2011-04-07	687
		㈜지성금속	울주-중간-23	정진왕	삼남면 장제길 2-3	052-263-3678	절단시설	15	40	2011-07-12	2011-08-05	539
		대명상사	울주-중간-25	조수현	청량면 덕하로 160	052-268-1173	절단·분쇄시설	2	50	1999-12-04	1999-12-04	1
		정신화학	울주-중간-26	강용건	삼동면 작동음달길 23-5	052-254-0352	절단·분쇄시설	2	70	2000-12-26	2000-12-26	1
		승일산업	울주-중간-28	강성윤	웅촌면 은현작동로 308-3		절단·분쇄시설	16	50	2004-07-23	2004-08-03	729
		경북수지	울주-중간-29	김은자	삼동면 은현작동로 665	052-254-6968	분쇄시설	2	30	2007-03-14	2007-03-14	290
		동화수지	울주-중간-31	이형대	웅촌면 연화길 14		분쇄시설	4	50	2009-09-18	2009-09-18	0
		상개자원산업	울주-중간-32	고영구	청량면 용암길 41		분쇄시설	5	70	2009-11-20	2009-11-23	0
		㈜케이지에프	울주-중간-36	최정규	서생면 위곡1길 49-2	052-239-9691	분쇄시설	8	17	2011-11-21	2011-11-21	88
		부성수지	울주-중간-37	여부석	웅촌면 고연로 152-8		분쇄시설	5	1,100	2004-04-08	2004-04-08	384
		㈜지에스앤씨	울주-중간-38	조형식	온양읍 옥수곡1길 27		분쇄시설	10	70	2011-12-28	2011-12-28	56
		BK메탈	울주-중간-39	변서영	청량면 온산로 360-1		분쇄시설	5	30	2012-03-09	2012-03-09	49
		부광수지	울주-중간-40	김은주	온양읍 옥수골1길 25		분쇄시설	5	30	2012-05-10	2012-05-10	217
		㈜울산그린에너지	울주-중간-41	이진웅	두서면 전읍복안로 195		파쇄시설	200	50	2012-05-23	2012-05-23	29,941
		해동수지	울주-중간-43	이금선	웅촌면 연화길 14		분쇄시설	3	30	2012-07-26	2012-07-30	0
		㈜티씨티 제5공장	울주-중간-46	원광정	온산읍 이진로 67-20	052-239-0066	탈피시설	5	10	2013-03-28	2013-04-08	0
		시원수지	울주-중간-47	이현재	삼남면 가천금사길 246-14		분쇄시설	3	30	2013-04-22	2013-04-22	90
		천일수지	울주-중간-48	조봉국	삼동면 작동음달길 23-1		분쇄시설	10	20	2013-05-21	2013-05-28	460
		만복자원	울주-중간-49	황진복	온양읍 용당내광로 363		압축시설	6	30	2013-05-21	2013-06-11	0
		대상메탈	울주-중간-50	유시훈	청량면 온산로 616		탈피시설	10	10	2013-06-24	2013-07-08	0
		공단고철	울주-중간-51	조미연	웅촌면 고연로 116	052-268-6441	탈피시설,절단시설	2	10	2013-08-05	2013-08-05	0
		정운산업	울주-중간-52	이수을	웅촌면 부채골길 3-2		탈피시설,절단시설	2	10	2013-08-05	2013-08-05	0
경기	소계	244 업체						9,720	70,816			952,847
	수원시	한국자원환경㈜	2006-3	위영미	수원시 권선구 대황교동 263-2	224-0079	용융,파쇄	6	800	2006-12-05	2006-12-05	970
	안양시	이레농산	2013-1	이승훈	안양시 만안구 석수로435번길 135	031-474-5252	음식물류폐기물자원화시설	96	3,729	2006-12-29	2007-01-02	30,666
	부천시	우광개발㈜	Mar-07	임태권	중동 1141-5	673-1518	파쇄,분쇄	1,600	120	2007-02-23	2007-02-23	29,235
	광명시	대명금속	00-3	강성용	금오로707번길43(옥길동)	02-2612-7087	용융	8	400	2000-07-31	2000-07-31	2,730
		태서리사이클링㈜	011-5	조남훈	오리로468-14(소하동)	02-802-6161	압축	200	1,500	2006-06-19	2006-06-19	48,000
	평택시	동명산업	2000-09	이도영	고덕면 여염리 171-46	031-668-2403	정제시설	1	60	2000-11-14	2000-11-14	0
		(주)재안트레이딩	2004-02	대표이사 차추형	고덕면 율포리 331-33	031-666-7440	용융시설	25	100	2004-06-18	2004-06-18	1,493
		K.M.C	2000-10	조한영	고덕면 좌교리 279-3	031-668-5151	정제시설	2	50	2008-07-01	2008-07-01	18
		㈜새한산업개발	2005-01	김창민	독곡동 64-4	031-611-0011	분쇄시설	250	4,000	2005-02-25	2005-02-25	0
		평택환경㈜	2009-15	우경호	안중읍 대반리 416-10	031-681-4246	파쇄,분쇄시설	200	1,000	2012-02-17	2012-02-17	22,625
		㈜삼현산업개발	2005-06	성관	진위면 하북리 596-24	031-686-8478	파쇄시설	240	3,000	2005-08-24	2005-08-24	65,495

구분		업 체 명	등록·관리번호	대 표 자	소 재 지	전화번호	시설명	처리능력 (톤/일)	설치비 (백만원)	허가(승인)일 (년.월.일)	사용시작일 (년.월.일)	2013년 처리량(톤)
시도	시군구											
경기	평택시	㈜거단산업	2004-03	김웅	청북면 고잔리 14-6	031-668-7365	압축.분쇄시설	480	3,500	2012-01-11	2012-01-11	11,323
		서청개발	2005-05	강병기	청북면 고잔리 198-4	031-686-7734	파쇄.분쇄시설	105	450	2005-07-27	2005-07-27	13,876
		세종스틸환경㈜	2005-07	황규덕	청북면 고잔리 198-8		파쇄시설	120	400	2010-11-15	2010-11-15	20,434
		대한민국 특수임무 유공자회	2006-01	김희수	청북면 고잔리 73-112	031-674-3678	파쇄,분쇄시설	24	50	2006-01-13	2006-01-13	0
		크린자원산업㈜	2004-03	김원배	청북면 고잔리 792-2	031-686-7301	파쇄,분쇄시설	49	130	2004-08-27	2004-08-27	10,937
		㈜비투금속	2007-03	대표이사 이규진	청북면 백봉리 306-6	031-686-6151	파쇄,분쇄시설	40	250	2007-04-09	2007-04-09	1,087
		㈜우리	2007-01	박지환	포승읍 원정리 1205-1	031-683-1628	파쇄,분쇄시설	150	1,000	2012-02-09	2012-02-09	22,563
		머크 어드밴스드㈜	2002-01	유르겐 쾨닉	포승읍 원정리 1173-2	031-680-7300	정제시설	4	200	2002-08-24	2002-08-24	2
		성호왁스	2005-02	조순희	포승읍 홍원리 40-29	031-664-9296	용융시설.정제시설	1	105	2012-07-10	2012-07-10	111
		㈜에스엠	2007-06	황수기	현덕면 기산리 598-7	031-681-6044	분쇄시설	50	500	2007-11-16	2007-11-16	6,471
		㈜컴윈	2004-01	대표이사	서탄 수월암리313-2	031-351-4576	파쇄,분쇄	4	23	2004-01-03	2004-01-03	31
	동두천시	국토자원	2012-02	김경태	평화로 3114-25(하봉암동)		압축	40		2013-07-23	2013-08-01	0
	안산시	대양산업㈜	제15호	김정태	상록구 사동 1489-4	031-502-2297	정제,용융	3	30	2000-07-13	2000-07-13	9
		㈜양지피앤알	제2002-5호	박재웅	상록구 사동 1489-8	031-495-4757	반응,산처리	4	30	2002-06-25	2002-06-25	36
		자민자원	재11-1호	박봉춘	상록구 사동 1486-3	031-406-0600	분쇄	2	130	2011-01-06	2011-01-06	132
		동산테크	제2011-2호	임경옥	상록구 팔곡이동 69-3,17	031-419-0030	절단	1	30	2011-07-26	2011-07-26	230
		부옥물산㈜	제14호	염한순	상록구 팔곡일동 470-8	031-502-1948	분쇄기	5	20	2000-06-26	2000-06-26	2
	고양시	대광그린산업	2012-3호	홍진기	일산동구 은마길 31-37 나동	977-5016	분쇄	1	220	2012-02-01	2012-02-10	53
		대산	2012-9호	이점용	덕양구 동헌로 287	971-9200	파쇄	1	250	2012-08-20	2012-08-27	302
		클로도재활용기업	2011-1호	이성희	일산동구 장진천길 66-35 6동	977-2787	절단	3	120	2011-10-17	2011-10-21	3
		우민리싸이클링	2012-17호	최헌식	일산동구 건달산로 225번길 26-16	02-3158-1759	압축	4	120	2012-10-05	2012-10-15	269
		한남리사이클링	2013-02호	서혜자	일산동구 장항로 203-22	905-8595	압축,분쇄	105	750	2013-04-05	2013-04-10	0
		㈜행복한세상을 만드는 사람들	2013-4호	강선석	일산동구 은마길 63번길 25-2	1544-7752	압축	4	165	2013-07-12	2013-07-23	26
		이지스쏠라㈜	2013-6호	이광선	일산동구 지영로 127번길 12	977-7014	분쇄	5	165	2013-07-29	2013-08-05	305
		스마트자원개발	2013-9호	이종수	일산동구 공릉천로 355번길 82		분쇄	25	250	2013-08-19	2013-08-25	0
		세림프라스틱	2013-15호	임동연	일산동구 건달산로 210번길 56	963-4407	파쇄	4	165	2013-10-07	2013-10-12	525
		미창섬유	2013- 13호	장숙자	덕양구 통일로 1161-97	964-4873	소각	2	185	2013-09-09	2013-09-15	701
		송정수지	2013-14호	문철영	일산동구 은마길 63번길 25-17	977-6634	파쇄	7	200	2013-09-25	2013-10-02	724
		㈜알엠에스	2012-1호	김현순	일산동구 공릉천로 209-75	969-0007	압축	1	220	2012-02-01	2012-02-10	150
		신세기그린	2012-8호	김용범	일산동구 성현로 268번길 95-15	907-3876	파쇄	1	300	2012-07-31	2012-08-10	0
		㈜대일인터내셔널	2013-16호	이홍철	일산동구 성현로 426-45	977-9715	압축	12	200	2013-11-27	2013-12-01	0
		그린랜드㈜	2013- 10호	서동길	일산동구 공릉천로 355번길 6	977-2188	분쇄	4	175	2013-08-20	2013-09-05	38
	남양주시	에스에너지㈜	제2006-2호	나재실	남양주시 진건읍 신월리346-1	528-3876	정제시설	45	500	2006-12-14	2006-12-14	61
		(주)대풍상사	제2001-1호	이순조	남양주시 진건읍 송능리 211-1	593-5060	파쇄시설	7	80	2001-02-28	2001-02-28	601

구분		업 체 명	등록·관리번호	대 표 자	소 재 지	전화번호	시설명	처리능력 (톤/일)	설치비 (백만원)	허가(승인)일 (년.월.일)	사용시작일 (년.월.일)	2013년 처리량(톤)
시도	시군구											
경기	남양주시	㈜리사이텍	제2007-1호	지재규	남양주시 오남읍 오남리 831, 836	574-4725	파쇄시설	10	500	2007-04-20	2007-04-20	1,177
		㈜도시알씨	제2007-1호	인태민	남양주시 진접읍 금곡리 94-3	575-3655	파쇄시설	20	1,000	2007-11-21	2007-11-21	1,917
		신우산업	제2012-30호	한재정	남양주시 오남읍 경북대로 126-4	574-9007	파쇄,분쇄시설	7	13	2012-03-27	2012-03-27	7
		형덕금속	제2012-32호	김기덕	남양주시 진전읍 부평리 317-2외 2필지		압축시설	10	8	2012-07-12	2012-07-12	39
		예림환경	제2012-33호	이경희	남양주시 오남읍 양지리 604-1	527-0002	압축시설	10	10	2012-07-25	2012-07-25	5
		㈜해솔산업개발	제2013-01호	유길문	남양주시 송능리 158-1번지외 6필지	573-6001	정제(세척)시설	16	300	2013-07-24	2013-07-24	0
		정주자원	제2013-02호	조정권	남양주시 진벌리 495		압축시설	23	20	2013-09-13	2013-09-13	0
		하나자원	제2013-03호	정숙자	남양주시 팔야리 389번지A동	529-7061	압축시설	20	70	2013-09-30	2013-09-30	408
	오산시	티메탈㈜	제2000-1호	대표이사	원동 541-4	372-5252	건조시설	8	250	2000-07-25	2000-07-25	8
		리코웍스	제2009-1호	염혁	가장동 232	378-2124	파쇄시설	10	10	2009-09-14	2009-09-14	17
		대현산업개발㈜	제2012-2호	김보정	서동 304외 2	376-0666	분쇄시설	4	30	2012-01-17	2012-02-22	0
		하이얼메탈	제2012-4호	박인숙	세교동 26	070-4157-4991	분쇄시설	1	50	2012-02-16	2012-02-22	0
		㈜안전비철	제2012-5호	대표이사	가장동 268-1	378-9701	분쇄시설	1	50	2012-02-27	2012-03-05	71
	시흥시	대한민국상이군경회	20-재-4	강달신	시화공단 2마 104	497-1216	분쇄	30	60	2000-08-02	2000-08-02	1,934
		대광산업	2000-재-5	김선환	시화공단 2라 303	498-5448	소각	10	3	2000-08-02	2000-08-02	0
		케이지이티에스(주)	20-재-6	양유찬	시화공단 1다 106	499-2525	반응,여과	17	3,200	2000-08-02	2000-08-02	0
		신형산업㈜	2000-재-7	권정원	시화공단 4나 105	499-9404	분쇄	8	150	2000-08-03	2000-08-03	939
		한일화학공업㈜	2003-재-1	윤성진	시화공단 1나 803	499-8201	분쇄	8	20	2003-07-21	2003-07-21	0
		㈜알파메탈	2005-재-1	조경래	시화공단 1라 310	433-1458	소각	6	5	2005-03-30	2005-03-30	0
		㈜한국피지엠	2007-재-1호	백지현	은행동110-3	313-2691	소각	0	4	2007-01-26	2007-01-26	0
		(주)삼원종합개발	2007-재-2호	이경희	정왕동 1128	433-3030	파쇄	16	110	2007-07-27	2007-07-27	847
		㈜오일텍	2008-재-1	심만규	신천동 863-20	318-5150	용융	12	5	2008-01-31	2008-01-31	3,916
		영석산업개발	2008-재-2	이영우	월곶동 878	434-5537	파쇄	1,200	200	2008-12-19	2008-12-19	0
		협동산업㈜	2007-재-2호	김옥진	시화공단 3나 204	498-8301	탈사	30	130	2007-07-05	2007-07-05	449
		㈜TH3R	2012-중재-1호	박은희	서해안로736번길 18-1	434-1135	압축	16	30	2012-06-01	2012-06-01	1,620
	군포시	수림금속	41094	박근희	흥안대로 15-32 (금정동)	429-1896	용융, 탈수건조, 반응	40	120	2007-01-12	2007-01-12	2
		탑그린메탈	41095	신휘건	봉성로 67 (당정동)	485-3796	용융, 탈수건조, 반응	1	150	2007-07-30	2007-07-30	2
	하남시	이레자원	2009-중간-1	정인상	광암로 120번길 26	02-473-7100	압축	75	30	2009-05-19	2009-03-10	24,708
	용인시	대한민국 상이군경회 환경개발사업소체2공장	39448	류지철	처인구 백암면 고안리 168-5	321-6020	파쇄,분쇄	20	65	2008-01-26	2008-01-23	2,501
		케이씨환경산업㈜	2008-04	안병문	처인구 백암면 백봉리 599-2	323-5893	파쇄,분쇄	5	35	2008-06-26	2008-07-11	176
		(주)엠케이티앤알	39814	이찬범	처인구 이동면 어비리 95-6	337-3055	파쇄,분쇄	15	67	2009-05-26	2009-05-31	710
		고성피앤피	40210	김연주	기흥구 언남동 2-1번지	283-4967	파쇄,분쇄	36	53	2010-06-01	2010-06-11	1,344
		㈜성광인더스트리	40269	한수형	처인구 남사면 북리 70번지 외 2필지	321-4308	파쇄,분쇄	3	27	2010-09-16	2010-09-28	24
		정일산업㈜	2011-3	박상만	처인구 남사면 북리 13외 3필지	334-8888	파쇄,분쇄	30	130	2001-07-30	2001-08-21	867

구분		업 체 명	등록·관리번호	대 표 자	소 재 지	전화번호	시설명	처리능력 (톤/일)	설치비 (백만원)	허가(승인)일 (년.월.일)	사용시작일 (년.월.일)	2013년 처리량(톤)
시도	시군구											
경기	용인시	㈜리드비철금속	2011-8	이승희	기흥구 공세동 298-15외 1필지	287-9525	파쇄,분쇄	5	45	2005-03-02	2006-08-24	92
		㈜제로텍	2011-10	유양현	처인구 원삼면 좌항리 336-17,19	323-3361	파쇄,분쇄	4	15	2006-02-15	2006-02-27	93
		대명금속	2011-15	이수일	처인구 남사면 완장리 498-1	333-8661	파쇄,분쇄	2	25	2007-09-04	2007-09-17	228
		제일환경	2011-16	최광용	처인구 백암면 박곡리 721		파쇄,분쇄	48	30	2008-02-04	2008-02-14	5,060
		㈜다케자키코리아	2011-18	김숙현	처인구 이동면 덕성리 584-18		파쇄,분쇄	2	50	2010-11-19	2010-12-03	20
		(주)청녹환경건설	2012-05	김종대	처인구 남사면 방아리 313-1,3필지		파쇄,분쇄	2	20	2012-02-27	2012-03-27	280
		(주)덕양에코	2012-06	정금순	처인구 원삼면 죽능리 739-1외 2필지	322-8754	파쇄,분쇄	8	20	2011-02-24	2011-04-14	15
		에버캠코리아	2012-10	김용덕	처인구 이동면 묘봉리 722-8		파쇄,분쇄	4	50	2012-05-22	2012-07-31	173
		듀스만앤헨젤 리사이클리코리아유한회사	2012-13	염운주	처인구 백암면 죽양대로 817나동1층	323-1005	파쇄,분쇄	2	25	2012-09-21	2013-03-08	96
		㈜값진리싸이클링	2012-15	이종운	처인구 경기동로 175-28(북리 590-2)	322-9441	파쇄,분쇄	16	45	2012-12-13	2013-01-22	3,549
		㈜와이큐브자원산업	2013-1	유의권	처인구 남사면 경기동로 175-28가동	337-1800	파쇄,분쇄	8	47	2013-01-03	2013-01-07	85
		중부산업	2013-2	이명희	처인구 이동면 천리 310번지	334-5634	파쇄,분쇄	1	28	2013-01-09	2013-01-22	1
		복지자원	2013-4	모병구	처인구 남사면 서촌로 146번지		파쇄,분쇄	60	21	2013-04-18	2013-04-26	1,900
		기주산업㈜	2013-12	정찬주	처인구 이동면 덕성리 1078-4,6	338-7260	파쇄,분쇄	93	76	2013-07-16	2013-07-22	578
		정원산업	2013-15	정묘섭	처인구 백암면 백봉리 1227-3	339-3144	파쇄,분쇄	4	38	2013-07-29	2013-07-31	385
		씨알씨(구)리제이코리아)	2013-19	정명수	처인구 이동면 화산로 139	070-8625-6723	파쇄,분쇄	2	24	2013-08-06	2013-09-30	4
		반도상사	2013-22	김명신	처인구 이동면 묘봉리 807-5, 6	337-2075	파쇄,분쇄	3	76	2013-08-19	2013-08-22	103
		㈜대아환경	2013-30	김정태	처인구 남사면 완장리 36,36-1	321-3008	파쇄,분쇄	3	43	2006-02-06	2011-09-15	1,050
	파주시	㈜환영기업	24	최형곤	목동동 251-24	942-0205	파쇄,분쇄	35	120	2000-06-27	2000-06-27	197
		환영상사	30	최형곤	목동동 212-6	948-2522	파쇄,분쇄	13	90	2001-02-06	2001-02-06	0
		㈜대원자원	2011-1	한응식	법원읍 사임당로 719	958-2251	파쇄,분쇄	4	80	2011-01-27	2011-03-22	20
		㈜성진그린	2013-5	백호진	방촌로 29(교하동)	945-7242	파쇄,분쇄	1	50	2013-06-18	2013-06-28	0
		대성유리	2013-7	황상진	조리읍 명봉산로 222	963-8661	파쇄,분쇄	28	110	2013-07-05	2013-07-15	20
		거상자원	2013-9	임재성	월롱산로 54-15(야동동)	957-2672	파쇄,분쇄	2	60	2013-08-19	2013-08-27	8
		화수산업	2013-10	황춘화	파평면 술이홀로 1919	958-6556	파쇄,분쇄	10	85	2013-08-23	2013-12-10	0
		리싸이클랜드코리아	2013-13	한영혜	연다산길 78(오도동)	947-2101	파쇄,분쇄	3	60	2013-08-28	2013-09-16	0
		(주)제이에스코리아	2013-30	전현옥	탄현면 헤이리로 133번길 77	957-1541	파쇄,분쇄	1	50	2013-08-02	2013-08-02	164
		H.C.R. korea	2013-35	박숙영	광탄면 보광로1100번길 80	945-1554	압축시설	8	80	2013-12-13	2013-12-27	401
		하나자원	2013-18	강경용	광탄면 보광로 717	943-8056	압출시설	1	60	2013-11-13	2013-11-27	0
	이천시	㈜그린써비스	제2004-2호	최진호	장호원읍 대서리 708-6	642-8800	파쇄·분쇄	100	700	2004-12-14	2004-12-14	16,353
		흥농사	제96-3호	박상욱	모가면 소고리 177-5	634-6233	사료화·퇴비화	60	130	1996-12-26	1996-12-26	0
		태농비료산업사	제96-5호	박상욱	모가면 소고리 121	634-3362	사료화·퇴비화	50	130	1996-12-26	1996-12-26	6,398
		아미C&C	제2003-1호	이윤현	대월면 사동리 144-1	639-6288	파쇄·분쇄	2	75	2003-05-12	2003-05-12	16
		㈜미래산업	제2013-1호	유창하	이천시 모가면 양평리 380번지외 3필지	632-2212	분쇄	2	75	2013-07-10	2013-07-10	38

구분		업 체 명	등록·관리번호	대 표 자	소 재 지	전화번호	시설명	처리능력 (톤/일)	설치비 (백만원)	허가(승인)일 (년.월.일)	사용시작일 (년.월.일)	2013년 처리량(톤)
시도	시군구											
경기	이천시	동진EPS산업	제2006-02호	우종형	이천시 모가면 소고리 424-2, -8	635-2570	분쇄, 용융	1	60	2013-07-24	2013-07-24	230
		㈜에스로지스	제2006-10호	김완모	이천시 모가면 서경리 422-2	635-9853	분쇄, 용융	1	60	2013-07-26	2013-07-26	46
		이라산업㈜	제2008-5호	김형인	이천시 설성면 대죽리 691-2,3	642-0365	분쇄, 용융	1	60	2013-07-26	2013-07-26	137
	김포시	평창산업(주)	제2006-4호	오병호	하성면 원산리 122-7번지	989-7025	파쇄・분쇄・탈피 시설	16	150	2001-07-05	2001-07-05	1,611
		골드로거성	제2004-2호	박정미	대곶면 대명리 62-2,-5	982-2545	파쇄・분쇄・탈피 시설	4	50	2004-04-13	2004-04-13	59
		다모아산업	제2006-9호	남정애	대곶면 송마리37	982-3205	파쇄・분쇄・탈피 시설	30	300	2006-05-03	2008-11-03	1
		㈜동아에프이	제2008-1호	함종열	대곶면 초원지리 601-10	982-8312	파쇄・분쇄・탈피 시설	50	900	2009-06-24	2009-06-24	1,104
		엠디에스	2012-29호	이건애	대곶면 쇄암리 1-54		파쇄・분쇄・탈피 시설	8	40	2011-12-06	2011-12-06	10
		대지물산	제2012-31호	권성원	통진읍 가현리 727		정제시설	10	100	2012-10-10	2012-10-10	30
		대한민국상이군경회 인천광역시지부폐기물사업소	제2012-21호	김덕남	대곶면 신안리 187-5	032-507-7641	정제시설	12	180	2012-04-30	2012-11-23	0
		㈜자활비전	2008-02	성상헌	통진읍 귀전리 565-1,-3,-4번지		절단시설	8	80	2010-05-28	2010-10-25	60
		한국자동차재활용㈜	2012-44	대표이사 서성호	통진읍 가현리 502번지		절단시설	2	20	2012-09-03	2012-09-26	10
		㈜일광자원	2012-45	박성준	하성면 하사리 87-17	031-998-8931	파쇄・분쇄・탈피 시설	10	100	2000-06-13	2000-06-13	0
		(주)아전산업	2000-9호	윤순녀	통진읍 귀전리 647,645-6,648-8	988-5700	파쇄・분쇄・탈피 시설	4	40	2000-07-24	2000-07-24	266
		은정산업사	2013-10호	최광호	통진읍 옹정리 283	998-4724	파쇄・분쇄・탈피 시설	4	40	2009-11-04	2013-04-30	930
		㈜제이에코	2013-4호	최제연	통진읍 옹정리 190-31외3필지	031-987-2425	파쇄・분쇄・탈피 시설	6	90	2005-01-07	2005-01-07	1,243
		에코싸이클	2012-40	고명섭	통진읍 옹정리 293-24		파쇄・분쇄・탈피 시설	10	150	2002-07-15	2002-07-15	1,564
		상지산업	2013-14	노복순	대곶면 송마리 343-11	031-982-4809	파쇄・분쇄・탈피 시설	3	60	1999-07-08	1999-07-08	787
		㈜우리수지	2012-17	노봉재	대곶면 상마리 305-12		파쇄・분쇄・탈피 시설	4	40	2009-08-24	2013-06-10	810
		엠아이텍	2013-16	현종득	통진읍 귀전리 18-1	031-981-4315	파쇄・분쇄・탈피 시설	4	60	2006-03-26	2013-08-28	255
		㈜대한리사이클링	2013-22	박몽룡	양촌읍 구래리 162,162-1		파쇄・분쇄・탈피 시설	5	75	2013-07-10	2013-07-18	0
		티피알㈜	2013-24	허선옥	대곶면 약암리 157-2 나동		파쇄・분쇄・탈피 시설	5	75	2013-09-03	2013-10-04	2
		신광금속	200200001	심연택	양촌읍 학운리 245	9838425	파쇄・분쇄・탈피 시설	5	50	2002-04-24	2002-04-24	63
		네이처캠㈜	2013-39	홍제성	대곶면 대명리 73-3		파쇄・분쇄・탈피 시설	4	60	2006-09-12	2006-09-12	307
		㈜아주산업	2013-54	이종세	대곶면 석정리 52-2	031-987-8193	파쇄・분쇄・탈피 시설	6	90	2005-08-01	2005-08-01	0
		부성화학	2013-55	김일섭	통진읍 옹정리 97-14	031-985-9203	파쇄・분쇄・탈피 시설	0	50	2009-08-11	2009-08-11	105
		(사)한국지체장애인협회 김포공장	2007-5	김광한	월곶면 고막리 18-18	031-996-1690	파쇄・분쇄・탈피 시설	5	150	2007-11-05	2007-11-05	579
		경신수지공업㈜	2013-86	김경배	통진읍 가현리 807-3	031-988-8900	절단시설	2	60	2008-04-01	2008-04-01	160
		아이엠에스㈜	2013-89	이병춘	대곶면 송마리 849-2		파쇄・분쇄・탈피 시설	2	60	2011-06-24	2013-11-05	542
		채움실렉트	2013-91	임경주	대곶면 대능리 237-6,236-6(가동)		파쇄・분쇄・탈피 시설	2	60	2013-08-26	2013-09-03	0
		주신플라스틱	2013-92	김재용	하성면 마곡리 417-1외2	031-997-2650	파쇄・분쇄・탈피 시설	2	50	2002-01-28	2002-01-28	468
		팔도리싸이클링	2013-96	윤재호,윤재성	하성면 원산리 42,42-1	031-984-7787	파쇄・분쇄・탈피 시설	30	300	2013-09-11	2013-09-17	191
		㈜맥진정보통신	2009-3	서진규	월곶면 개곡리 483-3	02-869-6075	절단시설	4	60	2011-03-08	2011-03-08	0
		주영자원	2013-100	박우필	통진읍 귀전리 677-1	031-998-1185	파쇄・분쇄・탈피 시설	8	120	2013-12-06	2013-12-13	13

구분		업 체 명	등록·관리번호	대 표 자	소 재 지	전화번호	시설명	처리능력 (톤/일)	설치비 (백만원)	허가(승인)일 (년.월.일)	사용시작일 (년.월.일)	2013년 처리량(톤)
시도	시군구											
경기	김포시	화목포리머	2013-108	권미영	통진읍 옹정리 320-37		파쇄・분쇄・탈피 시설	10	150	2013-11-08	2013-11-14	0
		영남수지	2013-112	정성욱	대곶면 대명리 96-1		파쇄・분쇄・탈피 시설	10	150	2013-11-21	2013-12-12	0
		광일산업	2013-117	권기정	하성면 원산리 611	031-981-5618	탈수・건조 시설	0	50	2001-03-20	2001-03-20	7
	화성시	부광자원㈜	00-01	김광택	경기도 화성시 향남읍 서봉로 715-7	354-9299	분쇄, 탈피, 정제(분리)	7	500	2000-03-04	2014/04/14/	150
		리라금속	00-02	김명대	경기도 화성시 팔탄면 시청로 788	352-9342	분쇄, 절단, 탈피, 선별시설	120	200	2000-04-07	2012/02/16/	22,000
		㈜우원유업	00-03		경기도 화성시 서신면 전곡항로 198-9	357-3842	정제	23	60	2000-04-14	2012/05/08/	5,500
		RAMANAR BRICK KOREA.CO	00-05	김군섭	경기도 화성시 비봉면 하저자안로 186-7	355-6064	절단, 분쇄, 선별, 탈피, 절단, 압축	24	300	2000-04-29	2013/09/06/	5,700
		㈜전홍개발	02-01	장민수	경기도 화성시 동탄면 원고매로2번길 34	376-3573	분쇄, 분리, 소각	2	25	2001-02-26	2012/05/07/	420
		㈜인영산업	01-03	황영순	경기도 화성시 정남면 시청로 1798		절단	20	100	2001-03-22	2001/05/13/	5,000
		㈜동우개발	02-04	권이영	경기도 화성시 서신면 온수포북길 89	357-6451	파쇄, 선별, 용융(압출성형), 탈피, 분쇄	240	500	2002-04-29	2012/06/06/	61,000
		대경케미칼	02-12	성주철	경기도 화성시 향남읍 서봉로442번길 35-51	354-7739	소각, 용해시설	1	100	2002-10-18	2013-05-03	210
		㈜환경과사람들	03-01	조성일	경기도 화성시 장안면 수촌길 140-4	358-8771	분쇄	15	180	2003-01-07	2012-01-30	110
		삼흥산업개발㈜	03-06	염태욱	경기도 화성시 송산면 구레골길 115	357-8420	분리선별	250	800	2003-02-27	2013-04-15	65,000
		대한민국재향군인회	04-04	박세환	경기도 화성시 팔탄면 무하로 188-12		절단	40	5	2004-05-14	2012-03-19	9,000
		리컴㈜	05-17	김희준	경기도 화성시 마도면 청원로 22	356-4851 356-4852(fax)	분쇄,반응,세척,건조	13	40	2005-08-16	2005-09-01	250
		㈜오티사이언스	08-28	김영철	경기도 화성시 마도면 마도공단로2길 32	355-9121	건조,반응,정제,성형시설	0	10	2008-11-24	2014-05-09	
		협성펄프(구.우리산업)	217	박은균	경기도 화성시 팔탄면 서해로 1322-22	354-5998	분쇄,압축시설	12	13	2004-05-13	2013-12-27	1,000
		보은자원	288	김광수	경기도 화성시 향남읍 토성로359번길 15	352-8147	선별시설	80	6	2006-07-11	2014-01-28	15,000
		㈜아이티그린공장	298	박찬일	경기도 화성시 현대기아로 482-4(무송동)	366-8386	분쇄시설	3	10	2006-11-22	2013-09-09	452
		㈜뉴스타산업	318	이강선	경기도 화성시 양감면 정문송산로93번길75-1	353-5927	파쇄, 세척, 탈수, 압출, 냉각시설	5	660	2007-08-31	2013-06-02	1,020
		아성산업	340	김홍곤	경기도 화성시 양감면 은행나무로170번길47	354-1041	분쇄,선별	2	200	2008-05-29	2013-05-03	523
		태양자원	371	심민섭	경기도 화성시 팔탄면 온천로 397-21	353-2285	압축시설	151	300	2009-04-07	2013-05-15	42,000
		(주)신미래환경(구.호남창호)	134811-0301482	대표이사 (이미자)	경기도 화성시 매바위로 551 (장덕동)		분쇄시설	3	7	2009-08-13	2014-11-25	450
		㈜한국에스코	421	강용복	경기도 화성시 동탄면 금곡로 27-23	378-4626	압축, 분쇄시설	30	10	2010-10-06	2013-07-26	8,450
		㈜해성비철	521	서광웅	경기도 화성시 정남면 가장로 387	375-8080	절단, 분쇄, 용융, 선별시설	5	1,000	2010-09-10	2013-07-02	1,250
		신대한정유산업㈜	523	안준복	경기도 화성시 정남면 가장로 324-7	031-352-3831	파쇄, 선별시설	50	20	2012-12-14	2013-01-15	1,600
		무한자원	525	박태현	경기도 화성시 비봉면 주석로 434	355-9097	절단, 선별시설	30	6	2013-01-11	2013-03-26	8,520
		㈜마이스터대전사업부	526	박윤수	경기도 화성시 정남면 서봉로 951-67		절단시설	10	3	2013-01-31	2013-02-26	2,500
		㈜레노모터스	527	문인상	경기도 화성시 신남로 55-3 (남양동)		절단, 분쇄시설	30	6	2013-02-06	2013-05-13	8,460
		㈜지산	529	이태주	경기도 화성시 우정읍 기아자동차로 451	793-2777	절단, 탈피시설	90	10	2013-03-14	2013-04-19	28,050
		㈜오성개발	530	김원극	경기도 화성시 안녕길 59 (안녕동)	031-222-1071	선별시설	125	5	2013-03-22	2013-05-03	37,000
		㈜케이씨엠(구.용호골재)	532	최재현	경기도 화성시 마도면 쌍송리 141-11	031-356-4784	탈수, 탈수시설	125	100	2013-03-23	2013-04-18	30,050
		(주)엠에스알미소로	533	홍명숙	경기도 화성시 장안면 장안공단로 215-14	031-351-9277	파쇄, 탈피시설	60	25	2013-04-01	2013-07-04	17,500
		광영플라스틱	534	송치홍	경기도 화성시 팔탄면 밤뒤길39번길 20	031-509-8008	분쇄시설	1	15	2013-04-22	2013-06-30	225

구분		업 체 명	등록·관리번호	대 표 자	소 재 지	전화번호	시설명	처리능력 (톤/일)	설치비 (백만원)	허가(승인)일 (년.월.일)	사용시작일 (년.월.일)	2013년 처리량(톤)
시도	시군구											
경기	화성시	(주)동인씨앤씨	536	최원석	경기도 화성시 정남면 시청로 1560-28	031-376-1300	절단, 선별, 분쇄, 탈수시설	22	200	2013-04-26	2013-05-15	6,200
		㈜뉴스타산업	538	이강선	경기도화성시 양감면 정문송산로93번길75-1	031-353-6368	분쇄, 건조시설	5	60	2013-05-07	2013-06-21	1,230
		㈜오토리코정남영업소	540	박준열	경기도 화성시 정남면 서봉로 951-67	031-936-6913	절단시설	15	10	2013-05-23	2013-08-01	2,630
		㈜동현자원	541	대표이사	경기도 화성시 팔탄면 율암길95번길 43		압축시설	40	400	2013-06-07	2013-09-17	12,520
		엠에스텍㈜	555	명준식	경기도 화성시 팔탄면 주석로 778번길 61		절단시설	1	10	2013-09-12	2013-09-30	236
		㈜제일자원산업	558	이성헌	경기도 화성시 신남로 417-8(신남동)		압축시설	30	15	2013-09-23	2013-11-20	8,650
		㈜한성자원	565	박현준,김섭	경기도 화성시 봉담읍 낭내기길 66-24	031-234-4552	압축시설	6	20	2013-11-20	2014-01-24	1,630
		㈜한중무역	566	지성기	경기도 화성시 향남읍 장안로 898	031-359-9723	절단시설	48	500	2013-12-05	2013-12-18	15,300
		경기산업에너지	568	문문숙	경기도 화성시 매바위로 569(장덕동)	031-357-7036	압축시설	15	7	2013-12-13	2014-02-07	4,800
	광주시	토비	1998-2	심연숙	곤지암읍 건업리 426	763-0063	사료화.퇴비화	30	140	1998-02-20	1998-02-20	14,836
		㈜지안우드	2009-1	석인호	곤지암읍 유사리 357-1	798-0147	파쇄분쇄	140	100	2009-09-25	2009-09-25	17,486
		엘에스에이치그룹	2011-1	이인재	곤지암읍 만선리 458-11		파쇄분쇄	60	100	2011-08-10	2011-08-10	0
	양주시	두리텍	2012-05	최미자	고암동 501-1	866-2161	분쇄시설, 성형시설, 절단시설	51	1,000	2012-04-23	1999-11-23	327
		동진화학㈜	2013-17	유경희	은현면 운암리 467-15	867-6696	배합용융시설, 압출성형기, 냉각(간접)시설, 커팅시설	11	500	2013-08-29	1999-11-29	179
		보양산업자원	2014-02	조현수	남면 경신리 169-6	974-1356	수작업	2	250	2014-05-07(변경허가)	2001-09-03	230
		동광무역	2013-13	서상복 외1	회암동 185-37	866 -8161	압축시설	9	600	2013-08-08	2003-03-20	3,185
		청우금속	2012-10	홍별백	만송동 416-5		분쇄시설	2	100	2012-09-24	2003-10-15	320
		㈜선정유리	2012-04	윤석균	남면 입암리 408-6	861-088	분쇄시설	10	1,400	2012-04-19	2005-05-20	3,052
		성광산업	2013-11	김영역	광적면 덕도리 272-5	855-5904	용융시설, 압축시설	3	100	2013-08-05	2005-04-12	72
		정진화학	2013-15	권춘식	광적면 우고리 130	836-9719	용융시설	3	500	2013-08-29	2005-07-29	500
		(주)영일자원	2012-03	이덕희	남면 경신리 43-7	867-4858	분쇄,용융,압축시설	20	300	2012-04-16	2005-09-30	2,988
		고려테크㈜	2013-11	이희경	은현면 운암리 440-8	868-1117	용융시설	2	100	2013-08-05	2005-10-28	245
		한성기계	2012-07	한건석	광적면 가납리 367-19	829-2877	분쇄시설	6	600	2012-06-18	2006-05-15	2
		동안상사	2013-16	정영희	은현면 선암리 307	864-2703	용융(압출성형)시설	1	100	2013-08-29	2006-09-29	75
		㈜동일알엔피	2013-10	이기원	남면 상수리 220-1,-15,-16	829-7001	분쇄,용융,압축시설	100	50	2013-07-26	2007-10-10	100
		한길폴리머	2012-13	최시환	광적면 효촌리 537-3	876-1140	분쇄,용융시설	2	200	2010-01-07	2007-08-09	3
		동원산업	2013-22	김용원	은현면 운암리 440-4,7	858-3947	분쇄시설, 용융시설	4	100	2013-12-03	2008-09-11	0
		유한케미칼	2013-23	김화형	광적면 덕도리 331-5	871-0234	분쇄시설	1	150	2013-12-30	2009-11-25	134
		(주)리투엠	2013-05	윤형걸	광적면 가납리 322-4	877-1217	파쇄시설	7	100	2013-04-11	2013-04-25	90
		대원무역	2013-14	고상돈	남면 상수리 246-3	866-8369	용융시설	3	100	2013-08-29	2011-05-20	23
		(주)한일자원	2012-11	우재성	광적면 가납리 337-14	855-6555	용융시설(성형시설),분쇄시설	1	100	2012-09-24	2011-09-15	96
		(주)우정자원산업	2011-01	조남준	광적면 덕도리 993	873-5772	용융(압출성형)기,분쇄시설	20	1,000	2011-10-21	2012-12-14	41
		(주)애니테크	2012-06	임병곤	남면 상수리 9-2	868-0607	파쇄시설	56	3,000	2012-06-07	2007-07-05	2,054
		예섭자원	2012-08	우창길	남면 상수리 248-6 차,카동	863-3821	압축시설	20	1,000	2012-07-24	2013-01-03	17

구분		업 체 명	등록·관리번호	대 표 자	소 재 지	전화번호	시설명	처리능력 (톤/일)	설치비 (백만원)	허가(승인)일 (년.월.일)	사용시작일 (년.월.일)	2013년 처리량(톤)
시도	시군구											
경기	양주시	한진금속	2012-09	진학문	남면 경신리 153-7		절단시설 분쇄시설 50마력*1기	2	100	2012-09-07	2013-01-21	178
		제이에스산업	2012-14	김정숙	광적면 덕도리 979-4	855-2778	압축시설,파쇄시설 20마력*1기	20	1,000	2012-11-30	2013-01-02	1,250
		크린환경	2013-01	김유웅	고암동 520	858-5598	용융(압출성형), 파쇄시설, 압축시설	14	100	2013-01-11	2009-01-29	236
		재성수지	2013-02	서기자	광적면 덕도리 477-6	837-2022	분쇄시설	10	500	2013-01-18	2013-01-29	346
		㈜세림이엔아이	2013-03	염경식	은현면 용암리 561	861-4368	파쇄시설,분쇄시설	120	500	2013-01-30	2013-02-25	3,449
		태흥산업	2013-04	이옥자	남면 화합로430번길 330-20외 1필지 A,B동 (남면 경신리 242, 243-5)		압축시설	10	30	2013-03-14	2013-03-26	93
		동광상사	2013-06	박동근	광적면 석우리 92-3, -6	878-1785	압축시설	5	20	2013-04-10	2013-04-25	3,185
		해천무역	2013-07	서룡	남면 두곡리 61-8 5,6동	866-6988	압축시설	12	20	2013-04-17	2013-05-27	8
		신흥수지	2013-08	최현지	남면 두곡리 61-8 1.2동		파쇄시설	8	100	2013-05-14	2013-06-05	30
		신안수지	2013-18	최규호	은현면 하패리 1039-6		압축시설	12	12	2013-09-13	2013-09-30	18
		두리상사	2013-19	허덕일	광적면 덕도리 114-1외 1필지		압축시설	2	6	2013-09-13	2013-12-10	84
		대한상사	2013-21	이현선	광적면 석우리 689-11		압축시설	9	26	2013-10-31	2013-11-28	65
		성우개발	05-005	서대원	고암동 445-1	-	압축	5	180	2005-06-15	2007-07-13	300
	포천시	거성유지㈜	97-01	강소저	경기도 포천시 신북면 신평리 461-3	534-5794	용융・용해시설	41	7,000	1997-05-12	1997-05-12	14,131
		그린산업	2001-01	이용우	경기도 포천시 가산면 정교리 370	543-4046	용융・용해시설	1	101	2001-03-22	2001-03-22	0
		대방수지	2013-재-229	심순옥	경기도 포천시 내촌면 진목리 956	-	파쇄・분쇄・탈피 시설	8	200	2013-09-31	2013-09-31	0
		서원메탈	2010-허10	차영란	경기도 포천시 동교동 590-3	541-3163	파쇄・분쇄・탈피 시설	2	30	2010-07-14	2010-07-14	0
		영광유지	97-02	유인숙	경기도 포천시 영중면 거사리 480-6	531-9869	용융・용해시설	12	300	1997-12-02	1997-12-02	1,114
		영신산업	2012-재-214	양상윤	경기도 포천시 군내면 상성북리 429-3		파쇄・분쇄・탈피 시설	6	100	2012-06-05	2012-06-05	0
		유진기업	2011-허13	이정자	경기도 포천시 영중면 영송리 631-6		용융・용해시설	10	100	2011-04-25	2011-04-25	304
		정석리파인	07-01	김동명	경기도 포천시 가산면 가산리 150	541-2250	용융・용해시설	1	680	2007-06-28	2007-06-28	0
		㈜엠에코오엔티	08-01	이강순	경기도 포천시 가산면 정교리 231-16,232-2	542-4815	용융・용해시설	30	700	2008-02-22	2008-02-22	445
		㈜미래유지	2008-허3	김성철	경기도 포천시 가산면 우현로 104	542-0138	유수 분리 시설	64	176	2008-10-28	2008-10-28	784
	여주시	㈜보광타이어	2012-02	김태환	가남읍 경충대로 978	841-8827	파쇄/분쇄	156	40	2011-07-11	2011-07-11	34,596
		베올리아이에스앤케이씨에코싸이클	2001-03	구스타 모미게스	가남면 일신로 88	884-4007	파분쇄	200	37	2012-01-02	2003-03-07	25,232
		대한민국상이군경회	1999-02	민창식	북내면 석우길 7	884-8311	절단	5	30	1999-12-02	1999-12-02	988
	연천군	㈜수문상사	2001-1	주경중	신서면 대광리 775	866-9977	건조시설	13	50	2001-09-24	2001-12-18	962
		㈜이엔테크	2012-4	서장석	전곡읍 간파리 254-2	835-5656	폐열회수보일러	2	1,100	2009-01-12	2011-05-17	410
		㈜씨・에스	2012-3	최상준	청산면 초성리 310-6	832-7100	파쇄・분쇄	96	50	2009-12-08	2012-02-15	2,160
강원	소계	38 업체						3,498	13,202			283,801
	춘천시	(합)강원산업	2012-01	조호연	신동면 혈동리48	033-253-9364	파쇄분쇄시설	15	50	2012-02-21	2012-02-21	11
		화성개발㈜	2012-02	김창성	남산면 한치로 432	033-261-9361	파쇄분쇄시설	40	540	2012-02-21	2012-02-17	387
		이엠알텍	2012-04	대표이사	남면 버들길 7	033-264-9668	파쇄분쇄시설	1	40	2012-08-21	2012-08-21	0
		(주)태종엔이씨	2012-15	심재용외1	남산면 추곡고개2길 26	033-264-7311	압축시설	40	15	2012-12-23	2013-01-03	0

구분		업 체 명	등록·관리번호	대 표 자	소 재 지	전화번호	시설명	처리능력 (톤/일)	설치비 (백만원)	허가(승인)일 (년.월.일)	사용시작일 (년.월.일)	2013년 처리량(톤)
시도	시군구											
강원	춘천시	제일자원	2013-02	이근태	신동면 혈동리 정측3길 20-42		탈피시설	30	3	2013-05-09	2013-05-23	0
		(주)강토개발	2013-06	김삼선	신동면 한치로 497	033-261-1234	파쇄분쇄시설	300	30	2013-07-31	2013-07-31	92
		(주)녹색산업	2013-08	이호문	동산면 종자리로 570	033-262-2380	파쇄분쇄시설	80	30	2013-08-02	2013-08-02	0
		씨크린	2013-10	최종근	신북읍 산천리 357-14	033-243-6205	파쇄분쇄용융시설	1	70	2013-08-02	2013-08-02	240
		삼성산업	2013-11	서미자	동내면 동내로 50-11	033-257-1354	파쇄분쇄시설	3	25	2013-08-08	2013-08-08	287
	원주시	세인블루	2008--1	임성빈	부론면 법천리 1473-3	033-733-1300	파쇄·분쇄 절단·선별 송풍기 컨베이어	34	2,000	2008-03-28	2008-03-28	315
		㈜천지테크	2010--2	조채봉	문막읍 궁촌리 1003, 1004-1, 1002-5	033-732-3328	절단·파쇄선별	10	400	2010-08-05	2010-08-05	1,000
		황산금속	2011--1	권태훈	소초면 수암리 1444-4		분쇄·선별	2	800	2011-08-26	2011-08-26	0
		청솔자원	2011--3	이운성	소초면 장양리 547-3		분쇄	2	200	2011-11-09	2011-11-09	316
		마루이엔티㈜	2011--5	정진영,강병우	호저면 옥산리 403-1	033-732-3711	파쇄·분쇄 ·선별	160	1,250	2002-01-04	2002-01-04	26,399
		한진자원	2013--1	한진희	소초면 흥양리 1174-1		분쇄	1	200	2013-01-10	2013-01-18	42
		영남환경산업	2013--5	김현곤	원주시 흥업면 팔포길 73		파쇄	6	500	2013-12-13	2013-12-18	28
	강릉시	㈜삼영제지	04-02	임한섭	강동면 단경로 130(모전리 577-1)	645-7062	기계적재활용	5	500	2004-06-29	2004-06-29	0
		대영산업	07-01	박태균	강동면 임곡로 316-7(모전리 15-7)	643-8822	기계적재활용	35	300	2007-07-13	2007-07-13	0
		㈜강릉산업	10-02	서동진	사천면 산대월리 544-3	641-1100	기계적재활용	120	800	2010-10-01	2010-10-01	14
		우리이엔티㈜	11-01	정시영	강동면 율곡로 778(산성우리 293)	644-8689	기계적재활용	70	500	2011-11-11	2011-11-11	687
	동해시	세화산업주식회사	제2007-2호	최순영	동해시 발한동 680	033-533-4097	중발농축시설	336	500	2013-08-22	2013-08-22	201
		해성메탈㈜동해공장	제2006-30호	손군환	동해시 삼화동 298	033-323-5807	파쇄.분쇄	400	330	2007-03-28	2007-04-10	75,830
		동남이엔티	제2013-03호	최동운	동해시 삼화동 50	033-532-0653	절단시설	2	200	2013-08-05	2013-08-15	0
	속초시	보성유지	제2012-001호	김송죽	방축길 123(대포동)	033-636-8898	용해시설	36	164	2012-04-24	2012-05-01	2,880
	삼척시	지에스교역	2001.12.05(01-18)	정태호	적노동산125	033-572-9158	파쇄,분쇄	150	20	2001-12-05	2001-12-05	533
		해성메탈㈜삼척공장	2006.10.20 (06-01)	손군환	적노동164-1	033-571-7675	파쇄,분쇄	150	15	2006-10-20	2006-10-20	0
	횡성군	㈜에스티	2003-1 (2003-06-13)	노상균	횡성군 횡성읍 한우로 696	343-3900	파쇄,분쇄	300	500	2003-06-13	2003-07-22	38,371
		㈜일진산업	2000-03 (2001-06-29)	정주수	횡성군 공근면 영서로 680	343-8717	파쇄,분쇄	400	600	2001-06-25	2001-06-25	84,455
	영월군	성림산업	2001-001	김희중	영월군 한반도면 쌍용로 89	372-2889	파쇄 · 분쇄	300	300	2002-09-13	2003-09-13	42,964
		성원환경(합)	2004-001	김명자	영월군 북면 밤재로 378	372-1005	파쇄 · 분쇄	40	100	2012-12-07	2012-12-07	573
	평창군	대관령산업㈜	2007-3호	조명길	대관령면 횡계리 584-25	033-335-1338	톱밥생산시설	30	150	2007-08-22	2007-08-22	123
		행운환경(합)	2002-1호	손기준	평창읍 노론리 158	033-333-0920	톱밥생산시설	64	250	2002-10-22	2002-10-22	300
		㈜이화산업	2004-2호	이경진	용평면 이목정리 497	033-332-4455	톱밥생산시설	48	200	2004-01-30	2004-01-30	7,000
	정선군	석광산업	2000-1	김일진	고한읍 강원남로 6461	591-6792	파쇄분쇄	24	800	2012-04-18	2012-04-18	258
	철원군	㈜그린필드	제5호	이상영	강원도 철원군 갈말읍 태봉로 1236-29	033-452-4982	절단시설	3	20	2011-03-04	2011-03-11	1
		㈜그린테크	제13-01호	장인숙	강원도 철원군 갈말읍 지포2길 132	033-452-9970	절단시설	100	100	2013-03-21	2013-03-25	0
		동송산업㈜	제13-03호	김용봉	강원도 철원군 갈말읍 도창로 167	033-458-5713	파쇄시설	150	200	2006-07-28	2006-07-28	427
	양양군	양양키토산	1	이상운	양양읍 포월리 257	070-8888-7172	알카리처리시설, 산처리시설, 건조시설, 자숙시설	10	500	2011-11-25	2011-11-25	67

구분		업 체 명	등록·관리번호	대 표 자	소 재 지	전화번호	시설명	처리능력 (톤/일)	설치비 (백만원)	허가(승인)일 (년.월.일)	사용시작일 (년.월.일)	2013년 처리량(톤)
시도	시군구											
충북	소계	89 업체						4,322	104,502			492,407
	청주시	㈜삼덕이앤에프	제E-5호	박노미	흥덕구 서촌동 572-11	233-4733	파쇄시설	60	200	2009-05-01	2009-05-01	5,413
		㈜지엠솔루텍	제E-6호	이영식	흥덕구 송절동 560-32	262-3456	정제시설	10	100	2010-09-24	2010-09-24	0
	충주시	옥방환경㈜	2011-5호	정연희	충청북도 충주시 신니면 덕고개로 464-11	043-856-1649	파쇄분쇄시설	6	20	2011-12-27	2011-12-27	0
		기룡산업㈜	Jun-06	김민수	충청북도 충주시 신니면 신의수청길 57	043-857-1313	폐목재분쇄시설	150	550	2013-07-29	2013-07-29	7,287
		GBM텍	Nov-11	임형수	충청북도 충주시 신니면 용관로 606-14		폐목재분쇄시설	4	40	2013-10-24	2013-10-24	296
		주식회사 아원	98	이상윤	제천시 두학동 70-1	043-651-5011	파쇄	24	700	2011-08-10	2011-08-10	1,030
		화신산업㈜	51	정재묵	제천시 봉양읍 명도리 541-1	043-653-9745	파쇄	160	700	2008-12-15	2008-12-15	496
		㈜아이환경개발	49	박경석	제천시 봉양읍 연박리 304	043-653-8005	파쇄	80	1,000	2004-04-06	2004-04-06	1,121
		제천시환경사업소	18	제천시장	제천시 송학면 입석리 289	043-649-5405	건분화	144	400	2000-06-19	2000-06-19	9,322
		㈜동양환경 강제지점	39	이점수	제천시 강제동 310	043-648-8123	파쇄	50	300	2002-05-24	2002-05-24	0
		동양환경	38	이점수	제천시 송학면 시곡리 594-1	043-645-2371	파쇄	80	800	2006-12-18	2006-12-18	10,620
		제원인조석	19	고재명	제천시 금성면 월굴리 678	652-6750	파쇄	12	100	2000-11-21	2000-11-21	67
	청원군	㈜이프론티어	남이02	강영식	남이 구미 39-2	237-2173	용융기5대(COHP*4,20HP*1) 절단기20HP*1, 50HP*1,40HP*1,	25	3,000	1997-03-06	1997-03-06	8,184
		주성자원개발	내수2	한길수	북이 석성 43	213-8559	분쇄기30HP,50HP,차량1대	2	1,000	1999-01-20	1999-01-20	651
		진주산업㈜2공장	재활106	남상부	북이 대율 30-5,313,319,319-15,319-17, 산27번지	214-7588	파쇄기:320톤/일 (200HP/1,400HP/3) 보관시설:4,388㎡*3동	320	35,000	1999-07-24	1999-07-24	75,000
		제일파렛트	현도02	한승우	현도 죽전 251-1	269-2167	분리재단기1대	2	600	1999-11-01	1999-11-01	610
		대한스크랩	북이10	홍혜련	북이 금암 249	212-4922 (이형근)	분쇄시설 1식	12	1,800	1999-12-01	1999-12-01	3,590
		(주)에스디	북이17	오재균	북이 장양 394-1	212-9816	분쇄기30HP	8	4,000	2000-07-29	2000-07-29	2,200
		신성상사	북이20	김성수	북이 장양 283	(212-9539)	분쇄시설	25	3,100	2001-09-21	2001-09-21	7,865
		㈜세창플라텍	북이22	이원일	북이 금암 501	214-8118	분쇄시설75HP*2, 30HP*2 보관시설90㎡*1	5	1,800	2002-01-19	2002-01-19	1,490
		㈜쓰리에스케미칼	북이25	신권식	북이 장양 253	212-5533	분쇄시설50HP*1, 100HP*1	5	1,750	2002-05-03	2002-05-03	1,490
		주신환경개발	강내11	오녹교	강내 황탄 258-2	233-6718	분쇄기750HP*1, 50HP*1, 125HP*1	18	2,500	2002-06-14	2002-06-14	5,960
		대광	강내12	김영애	강내 당곡 150-1		분쇄시설85HP1대,탈피기1HP1대	20	2,800	2002-11-26	2002-11-26	6,500
		영광화학	북이27	한여희	북이 추학 12-4	211-3132	분쇄시설75HP 1대,30HP 1대	13	1,750	2002-12-23	2002-12-23	3,810
		㈜창우알에스	옥산15	이덕희	옥산 국사 182-2	260-4220	압축시설 50마력/1	33	4,100	2003-09-22	2003-09-22	10,810
		㈜미래이엔티	오창18	양정열	오창 신평 605	216-7022	분쇄시설 50HP,압축시설 75HP 복합시설(분쇄및압출) 30HP	11	1,560	2004-07-12	2004-07-12	3,597
		영창산업	옥산19	임정숙	옥산 가락 758		분쇄시설 50마력/2	2	580	2004-09-15	2004-09-15	615
		㈜가진	가덕10	조환익	가덕 행정 10-1		분쇄기 15HP/1	11	1,550	2004-10-13	2004-10-13	3,568
		대상무역	강내21	김원선	강내 다락 371-1		차량 1대	6	2,100	2004-11-17	2004-11-17	2,087
		성보	옥산20	함봉진	옥산 호죽 산81-2		분쇄시설 100HP/2, 50Hp/1	11	1,550	2005-08-02	2005-08-02	3,586
		알앤비텍㈜	낭성04	신동수	낭성 문박 183-1	222-5400	분쇄시설	90	100	2006-05-30	2006-05-30	29,750
			북이45	소근성	북이 추학리 400		분쇄시설 50HP/1	6	2,000	2007-11-28	2007-11-28	1,980
		㈜재세	북이47	김성준	북이 용계598-3	043-211-6177	건조시설 : 80㎡ * 1대 탈수기: 400kg/cycle * 1대	40	5,700	2010-01-06	2010-01-06	13,200

구분		업 체 명	등록·관리번호	대 표 자	소 재 지	전화번호	시설명	처리능력 (톤/일)	설치비 (백만원)	허가(승인)일 (년.월.일)	사용시작일 (년.월.일)	2013년 처리량(톤)
시도	시군구											
충북	청원군	삼원산업	재활105	김명순	강내 산단 232-4	298-5622	분쇄기 50HP/1	4	250	2011-10-24	2011-10-24	1,155
		동명산업㈜	남이15	이종기	남이 석판 350	264-2000	압출시설 20HP/1	8	2,350	2013-02-19	2013-02-19	2,640
	보은군	㈜오리컴	2013-2	김종철	삼승면 남부로 3860	543-3200	성형시설	4	100	2013-04-10	2013-06-14	600
		㈜금강이앤티	2007-1	김문석	삼승면 농공단지길 31-19		분쇄시설	4	100	2007-12-12	2008-09-04	0
	옥천군	㈜미래리서스	제8호(1999.11.29)	김정희	충북 옥천군 청산면 만월로 175	733-7228	일반소각시설	3	700	2003-06-23	2004-05-12	290
							건조시설	17	30	2000-04-02	2003-04-02	1,638
							분쇄시설	1	30	1998-08-04	1998-08-04	290
		하나트랜스	제2013-56호	전형조	충북 옥천군 청산면 판수길 245	731-4425	절단시설	24	7	2010-05-27	2010-06-03	72
	영동군	㈜가림환경개발	제3호	전부영	용산 한석 608-6	744-3228	발효시설	138	522	1997-01-25	1997-01-25	1,766
		성화산업㈜	제4호	황정하	용산 천작 69-2	742-1994	분쇄시설	100	160	1997-05-12	1997-05-12	2,378
		㈜그라코	제2007-1호	왕호성	용산.매금 722	742-8183	분쇄시설	362	300	2007-02-24	2007-02-24	26,907
		진들바이오	제2000-4호	이태구	황간 서송원 1017	744-4470	발효시설	100	31	2000-09-30	2000-09-30	4,636
	증평군	KCC스크랩	2011-1	조광무	증평군 증평읍 광장로 262	(043)836-9843	파쇄	1	5	2013-07-22	2013-07-22	329
	진천군	대한민국재향군인회전선공장	11	박세직	이월면 노원리 1143	536-3015	파쇄/분쇄	14	300	2007-07-12	2007-07-12	2,680
		삼화상사	13	김기현	이월면 사곡리 598-2	532-5999	파쇄/분쇄	12	650	2000-01-31	2000-01-31	2,477
		대한유량	16	윤진호	이월면 신월리 45-70	536-3456	파쇄/분쇄. 정제	20	500	2000-12-04	2000-12-04	352
		㈜명천기건	22	정재광	덕산면 구산리 436	537-2017	분쇄, 용융	20	200	2005-07-06	2005-07-06	278
		삼정 씨더블유㈜	25	피성희	이월면 노원리 1143	536-3015	분쇄, 절단	10	120	2005-07-12	2005-07-12	325
		㈜제이빌텍	27	전찬국	이월면 미잠리 95	537-8339	분쇄, 용융	3	150	2006-01-13	2006-01-13	13
		아뱃테크	2007-5	장용찬	이월면 삼용리 550-1	532-1190	분쇄, 용융	10	350	2007-11-07	2007-11-07	1,673
		㈜에타	2008-6	이재순	이월면 신월리 535-9	537-4005	분쇄	24	100	2008-12-22	2008-12-22	1,070
		현대산업㈜	2008-7	지택상	진천읍 송두리 533-2	043-536-2206	용융,건조,압축	12	500	2008-12-23	2008-12-23	39
		㈜애강리메텍	2008-8	양찬모	초평면 오갑리 581	043-537-5675	분쇄,절단, 용융	69	600	2008-12-26	2008-12-26	1,283
		협동산업㈜	2009-01	김옥진	이월면 신월리 398-21외 21	043-534-6241	분리, 파쇄	9	150	2009-02-16	2009-02-16	9
		대한민국상이군경회 진천사업소	2010-04	류지철	이월면 동성리 510외 5필지		절단, 분쇄	12	120	2010-12-01	2010-12-01	2,942
		(주)삼호금속	2011-01	신동수	이월면 동성리 510		분쇄	8	125	2011-01-26	2011-01-26	0
		㈜두민	2011-02	신정향	진천읍 장관리 583-6	043-535-5521	건조	3	120	2011-05-11	2011-05-11	0
		삼정이엔알㈜	2011-03	정영환	초평면 오갑리 92	043-532-2606	절단, 압축	20	540	2011-11-08	2011-11-08	157
		충북수지	2012-02	박상석	초평면 은암리 251-1		절단, 압축	20	100	2008-10-24	2008-10-24	2,576
		건우텍	2012-03	박해영	문백면 은탄리 338-1	532-9122	분쇄	15	160	2012-03-12	2012-03-12	0
		㈜자연	2012-12	홍종학	이월면 신척서길 27-17	536-9977	압축	20	150	2012-12-13	2012-12-13	659
		㈜엠에스하이텍	2012-13	이춘희,김말숙	광혜원면 죽현리 250-7	532-8347	용융,건조	1	200	2012-12-13	2012-12-13	0
		㈜썬에너지	2013-09	송용호	초평면 연암길 88-11	838-5669	분쇄, 절단	50	200	2013-05-15	2013-05-15	24
		(주)홍창엠엔티진천공장	2013-08	장지식,장근호	덕산면 덕금로 610-8	536-1460	정제, 분쇄	90	2,500	2013-04-24	2013-04-24	31,090

구분		업 체 명	등록·관리번호	대 표 자	소 재 지	전화번호	시설명	처리능력 (톤/일)	설치비 (백만원)	허가(승인)일 (년.월.일)	사용시작일 (년.월.일)	2013년 처리량(톤)
시도	시군구											
충북	진천군	디에스메탈	2013-10	이금현	문백면 문진로 320-82	532-5751	분쇄, 혼합	18	150	2013-05-20	2013-05-20	1,065
		서진유리산업㈜	2013-21	장수남	이월면 삼용길 57-10	043-534-6600	파쇄/분쇄	240	280	2013-07-30	2013-07-30	7,220
		영진탱크터미널(주)	2013-24	대표이사	덕산면 한삼로 253	537-6900	분쇄, 혼합	855	2,500	2013-08-06	2013-08-06	141,725
		진천환경	2013-26	구연승	이월면 성중로 276	043-533-1477	압축, 용융	7	200	2013-08-06	2013-08-06	0
		편한금속	2013-27	최숙자	초평면 용정리 49-1		압축/파쇄	2	100	2013-08-21	2013-08-21	0
		동림환경	2013-36	지윤회	초평면 중부로 1731-17		분쇄	10	80	2013-10-25	2013-10-25	16
		경진수지	2013-40	이공희	광혜원면 진광로 1113	043-535-3839	분쇄	4	50	2013-12-12	2013-12-12	실적없음
		㈜홍창엠앤티진천2공장	2013-41	장지식	덕산면 합목리 145-2	043-536-1460	정제, 분쇄	120	3,500	2013-12-19	2013-12-19	실적없음
	괴산군	국제금속	12	김동일	문광면 송평리 112-1	834-0061	분쇄, 정제	10	10	2003-01-27	2003-02-25	1,878
		신영금속	10	안대용	문광면 신기리 114-3	833-1357	분쇄, 용융	4	20	2012-12-26	2003-01-04	0
		명성자원	2012-2	원지순	청안면 금신리 121		파쇄,분쇄,압축	5	75	2012-07-31	2012-08-21	636
		청주스크랩	8	이경애	사리면 사담리 611-2		분쇄	5	15	1998-11-26	1998-11-26	34
		㈜대흥물산	2009-1	정양주	사리면 농공단지길 19	043-836-2667	정제시설	24	8	2008-12-11	2009/03/30/	1,329
	음성군	서울유리산업	제2006-04호	이유신	금왕 호산 32	878-4960	분쇄시설	250	1,000	2006-09-15	2006-09-15	23,418
		㈜현주환경	제2012-05호	강락산 반재영	원남 덕정 400-1	872-3116 873-9484	절단시설	55	500	2005-01-29	2005-01-29	0
		대연기업	18	김용석	대소 부윤 347-2	877-4304 882-4557	분쇄시설	3	73	1994-05-06	1994-05-06	0
		㈜유정산업	제2006-02호	임창규	대소면 수태리 589-16	882-8813	분쇄시설	10	60	2006-09-28	2006-09-28	0
		케이비비	제2007-04호	최동준	삼성면 대야리 81-8	877-6748	절단시설	2	35	2007-12-18	2007-12-18	1,089
		동원상사㈜	제2002-02호	임태규	삼성면 대정리 260	877-1890	분쇄시설	2	8	2000-03-14	2000-03-14	64
		여해산업	제2003-10호	변종옥	삼성면 용성리 72-16	878-6710	분쇄시설	2	30	2003-04-30	2003-04-30	480
		대영산업	제2010-04호	김태규	삼성면 천평리 645-7	881-8823	분쇄시설	20	85	2010-12-13	2010-12-13	902
		덕산금속	제2004-01호	김민희	생극면 관성리 5	881-4525	건조시설	6	16	2004-01-17	2004-01-17	0
		가인자원	제2013-06호	김종선	맹동면 용촌리 53-11	883-4959	분쇄시설	11	25	2013-05-09	2013-05-09	8
		도원상사	제2013-13호	손훈영	소이면 갑산로 239	881-4525	분쇄시설	7	12	2013-07-09	2013-07-09	0
충남	소계	57 업체						2,235	6,709			91,265
	천안시	㈜피엠알테크	2003-00009	안재일	천안시 서북구 두정동 405-5	555-9141	파쇄.분쇄시설	96	510	2003-07-10	2003-07-10	44
		(주)세창이엔텍	2003-00007	문광호	천안시 동남구 광덕면 원덕리 275-2	523-0678	파쇄.분쇄시설	40	7	2005-09-12	2005-09-12	0
		㈜유성수지	2012-00009	이경배	서북구 입장면 호당리 31-2	584-6220	파쇄.분쇄시설	36	7	2012-03-20	2012-03-20	352
		제일환경자원	2013-00011	안종호	서북구 직산읍 부송리 80-2	621-7272	용융시설	7		2013-04-18	2013-05-06	579
		오성수지	2013-00026	오창덕	서북구 성환읍 성환리 172	581-6440	파쇄.분쇄시설	1		2013-07-10	2013-07-10	142
		㈜세우산업	2013-00031	문훈기	동남구 수신면 장산리 719	552-8181	용융시설	2		2013-07-26	2013-07-26	166
	공주시	성보금속	2006-2	금동원	장기면 송선리 540-13	881-5735	석출	1	180	2006-05-12	2006-05-12	120
		㈜중앙이엔비	2006-3	최석림	반포면 공암리 427-1	858-9701	파쇄/분쇄	16	150	2006-10-26	2006-10-26	1,930
		한솔폐이퍼텍	2007-2	김은석	금흥동 529-1	854-7744	파쇄/분쇄	120	250	2007-05-14	2007-05-14	2,593

구분		업 체 명	등록·관리번호	대 표 자	소 재 지	전화번호	시설명	처리능력 (톤/일)	설치비 (백만원)	허가(승인)일 (년.월.일)	사용시작일 (년.월.일)	2013년 처리량(톤)
시도	시군구											
충남	공주시	(주)백제금속	2009-1	조창환	유구읍 녹천리 199	841-9955	파쇄/분쇄	23	20	2009-08-04	2009-08-04	163
		해성상사	2011-1	고장근	의당면 수촌리 80-2	854-3061	파쇄/분쇄	16	30	2011-03-16	2011-03-16	193
		보성이엔피	2000-1	김병우	의당면 요룡리 44	852-1133	파쇄/분쇄	110	280	2000-02-28	2000-02-28	34,813
	보령시	㈜은포산업개발	2011-1	김영학	주교면 울계큰길 66-1		파쇄,분쇄시설	50		2011-09-21	2011-09-21	0
	아산시	주원범퍼산업	2011-10	이종호	둔포면 염작리 87-7		분쇄, 용융	14	30	2011-07-18	2011-07-18	1,144
		SD국제무역	2011-15	이수진	음봉면 동암리 51-1	542-8558	절단시설	17	30	2011-09-30	2011-09-30	1,186
		세경금속㈜	2011-17	선재환	영인면 구성리 387-13	532-9677	파쇄분쇄	90	80	2012-03-26	2012-04-10	212
		원원메탈㈜	2011-20	강병창 강일웅	둔포면 신남리 593-37	549-9375	파쇄분쇄	8	30	2011-11-22	2011-12-15	289
		㈜부경메탈	2012-04	이현구	둔포면 신법리 68-29	544-1270	분쇄, 용융	9	25	2013-10-04	2013-10-04	0
		신천일	2012-11	한윤식	둔포면 둔포리 249-1	531-3736	압축시설	2	30	2012-05-08	2012-05-11	9
		대한민국군경회	2012-20	김덕남	신창면 창암리 114-16		분쇄시설	21	32	2013-05-09	2013-05-09	408
		㈜연화상사	2013-02	윤종우	음봉면 월암로 336-20	547-3850	분쇄시설	7	20	2013-01-29	2013-01-29	0
		㈜영화무역	2013-19	노장석	둔포면 신항리 34-1		절단, 탈피	7	14	2013-10-02	2013-10-02	0
		신원기업	2013-21	유복근	인주면 냉정리 212-3	534-2067	분쇄, 탈피	10	20	2013-07-30	2013-07-30	165
		신한자원	2013-24	대표이사	선장면 군덕리 45-6	543-4241	분쇄, 건조	8	5	2013-07-01	2013-07-01	1,757
		㈜이지아이인터내셔날	2013-43	대표이사	인주면 공세리 398-2		분쇄	10	20	2013-11-15	2013-11-15	1,350
	서산시	대산실업	2005-1	표월순	서산시 대산읍 독곶리 27-5	667-1830	기계적 재활용	2	250	2005-03-20	2005-03-31	50
		서광하이테크	2007-1	심재왕	서산시 대산읍 대죽리 753	663-7052	기계적 재활용	16	500	2007-04-01	2007-04-05	350
		대명종합환경산업	2008-1	김병길	서산시 음암면 신장리 165-7	664-7456	기계적 재활용	800	180	2008-03-01	2008-03-03	200
		㈜산수금속	2002-3	박상일	서산시 장동 349-9	668-1052	기계적 재활용	24	100	2011-07-04	2011-07-20	400
		청천코리아	2012-6	조복희	서산시 성연면 일람리 741-1	665-2453	기계적 재활용	30	70	2012-03-27	2012-04-10	180
		제일마대상사	2012-7	김종필	서산시 부석면 창리 262-7	681-5578	기계적 재활용	2	40	2012-06-25	2012-06-30	150
		옥토자원	2012-8	김보애	서산시 장동 84-15		기계적 재활용	10	30	2012-08-16	2012-08-16	190
		서원톱밥	2013-02	이진경	서산시 장동 84-8		기계적 재활용	20	15	2013-09-30	2013-09-30	0
		한국포조텍	2013-01	권승안	수석동 1175 수석농공단지내	663-0490	기계적 재활용	250	14	2001-07-11	2001-07-11	8,183
	금산군	㈜모던이앤알	제2005-2호	송동섭	복수면 용진리 258	753-0020	분쇄	20	1,000	2005-03-04	2005/03/05/	8,607
		㈜우림	제2009-1호	임용자	금성면 두곡리 69-1	751-0400	분쇄	50	400	2009-12-08	2009-12-09	2,668
		대한민국상이군경회	제2010-2호	강한식,김범휘	추부면 신평리 843-5		절단	4	40	2010-11-22	2010-11-23	115
		성신플라스틱 기계공업	제1995-28호	김광수	추부면 마전리 100-14	041-753-6913	분쇄,압출	12	120	1995-08-05	1995-08-07	254
		세주플라스틱	제2006-2호	김도훈	복수면 용진리 318		파쇄	6	60	2006-02-27	2006-03-02	0
		우경산업	제2006-7호	유동락	추부면 마전리 784		분쇄	4	40	2013-06-10	2013-06-15	0
		플러스산업	제2013-02호	박상규	복수면 다복로 261	754-1982	분쇄	9	90	2013-07-04	2013-07-15	111
	서천군	장한산업	서천-재활용-1	이재숙	서천군 장항읍 장암리 1-1		절단, 파쇄시설	5	10	2002-04-12	2002-04-12	430
	청양군	골드테크	청양-15(00.10.10)	유병섭	청양군 대치면 주정리 62-1	041-944-0448	반응,응집,침전	1	100	2003-10-10	2003-10-10	216

구분		업 체 명	등록·관리번호	대 표 자	소 재 지	전화번호	시설명	처리능력 (톤/일)	설치비 (백만원)	허가(승인)일 (년.월.일)	사용시작일 (년.월.일)	2013년 처리량(톤)
시도	시군구											
충남	청양군	정산금속	청양-9(00.3.15)	노재욱	청양군 정산면 서정리 254		절단	16	50	2000-03-15	2000-03-15	112
		우일산업㈜	청양-4(96.2.5)	김형수	청양군 비봉면 방한리 84	041-942-9890	사료화,퇴비화	90	30	1996-02-06	1996-02-06	1,071
	홍성군	월현장석광산	2000-1	김기봉	홍성군 홍동면 월현리 371-4	633-5516	분쇄시설	16	100	2001-08-25	2001-08-25	134
		㈜스타리소스	2008-3	전병태	홍성군 구항면 황곡리 산52-5	631-9636	분쇄시설	9	100	2008-12-09	2008-12-09	1,464
		삼원무역재생공사	2011-1	이찬규	홍성군 광천읍 월림리 113	641-4989	파쇄시설	2	100	2011-05-06	2011-09-01	0
	예산군	대경프라스틱공업㈜	제1998-2호	김지영	오가면 원평리 4-28	332-0237	파쇄분쇄	30	200	1998-03-30	1998-03-30	8,113
		㈜보금환경	제2007-4호	한청옥	대술면 화산리 367-1	331-0591	응용,압축,절단	9	300	2007-03-09	2007-03-10	73
		협성임업사	제2007-15호	이명호	고덕면 오추리 602-9	070-7011-7654	파쇄분쇄	10	300	2007-10-29	2007-10-30	8,605
		보성산업	제2012-7호	연재흠	오가면 내량리 56-32	331-0322	파쇄분쇄	12	100	2012-08-14	2012-08-14	0
		무한리싸이텍㈜	제2012-8호	심상미	예산읍 향천리 227		파쇄분쇄,탈수건조	1	200	2012-12-06	2012-12-07	0
		㈜한양무역	제2012-3호	오철호	응봉면 지석리 119-8		파쇄분쇄	10	100	2012-02-01	2012-02-02	0
		범양산업	제2013-1호	정정훈	고덕면 몽곡2길 1		파쇄분쇄	10	100	2013-06-24	2013-06-25	0
		한일수지	제2013-3호	조영일	예산읍 신례원리 611-6, 387-4	041-334-7414	압축시설	10	100	2013-08-28	2013-08-29	0
	태안군	대진산업㈜	제2012-02호	전인명	남면 안마실길 274-2 (달산리 603-3 외 3필지)	041-675-0731	건조시설	25	100	2012-06-04	2012-06-04	1,973
전북	소계	32 업체						1,255	17,020			78,549
	전주시	영진코리아	4660000-35-2009-00004	서철수	덕진구 신복로 121	211-8639	절단파쇄	5	500	2012-02-16	2012-02-16	980
		(주)하늘과 에너지	4660000-35-2009-00005	채태평	덕진구 원만성로 55	212-5004	파쇄	5	6,000	2010-01-25	2010-01-25	2,033
		(유)풍성산업	4660000-35-2012-00006	정경호	덕진구 장동유통로 2-10	213-3399	분쇄	1	800	2013-02-05	2013-02-05	7,455
	군산시	금강GRC	2009-3	임미용	개정면아동리719-2	467-5411	분쇄	8	40	2009-04-29	2009-04-29	66
		일오삼자원	2005-4	윤정희	개정면동사리444-6		분쇄	5	30	2005-02-14	2005-02-14	0
		㈜우기화학	2013-46	이철우	군산산단로 143-35		반응,농축,정제,탈수	20	100	2013-09-16	폐업	0
		㈜케이알금속환경	2013-44	대표이사	군산산단로 143-39	471-5524	파쇄	10	40	2013-09-30	미가동개시	0
		삼오유지산업	2013-02	김재은	비응도동 30-9		용해,분리,원심분리	3	40	2013-08-16	2013-08-14	150
		㈜바이오돔	2013-49	지상훈	산단로 49(오식도동)	467-3552	정제,농축	25	60	2013-10-30	미가동개시	0
		㈜메탈스토리	2011-03	대표이사	비응동동 30-7		반응, 탈수	3		2011-07-07	2011-07-19	0
		(유)하늘산업	2007-4	오혜수	산북동1748-1		분쇄	1		2007-03-14		0
		용채산업	2010-12	조현국	서수면축동리1-10	453-6272	분쇄	6	40	2010-12-17	2010-12-17	4
		PYST	2011-4	오복성	성산면대명리150-0	471-9100	절단,파쇄,압축	9	80	2011-08-05	2011-08-05	160
		한국펠저㈜	2001-6	배진영	소룡동1636-0	467-9223	성형,절단	4	100	2001-12-19	2001-12-19	862
		광배산업	2007-16	김말순	소룡동1647-4		혼합	3		2007-11-06	2007-11-06	0
		㈜테크팩솔루션	1999-6	김태성	소룡동225-0	460-2251	분쇄	78	150	1999-11-01	1999-11-01	17,567
		한국유리공업㈜	2004-4	이남근	소룡동77-0	460-4591	선별	110	130	2004-05-28	2004-05-28	256
		㈜청우테크	2007-15	조시완	오식도동 816-6		반사로, 기타로, 용선로	160	200	2011-09-05	2007-12-26	11,218
	익산시	㈜이엠케이승경	2009-1	서한철	춘포면 쌍정리 236-14	291-6122	건조	160	4,500	2009-02-09	2009-02-09	16,214

구분		업 체 명	등록·관리번호	대 표 자	소 재 지	전화번호	시설명	처리능력 (톤/일)	설치비 (백만원)	허가(승인)일 (년.월.일)	사용시작일 (년.월.일)	2013년 처리량(톤)
시도	시군구											
전북	익산시	㈜개미환경	2009-2	박길하	왕궁면 구덕리 425-5	835-8041	분쇄	100	200	2009-03-02	2009-03-02	2,188
		(유)행복나누미	2012-1	김형섭	부송동 157-93	838-0044	기계적재활용	27	1,300	2012-07-17	2012-07-17	0
		㈜유엠아이	2012-2	이주찬	황등면 황등리 67-1,3,5		기계적재활용	48	260	2012-09-10	2012-09-10	2,329
		(유)대한청정	2006-8	고재범	웅포면 입점리 361-2,326-1,326-6	862-8110	절단	30	150	2006-08-28	2008-02-28	8,902
	정읍시	㈜광명케미칼	2012-3	홍명화	감곡면 오주리 730-10	070-4149-8592	압축시설	10		2012-11-22	2012-12-03	478
	김제시	㈜에스엘케이바이오테크	10-5	서용식	황산면 남산리 393-9	063-546-7006	분쇄기	5		2010-03-09	2010-09-01	40
		(주)모악환경산업	61	이준호	김제시 연정동 488-6,22	542-8441	파쇄기	120		2009-10-06	2009-10-06	19
	완주군	(유)비봉에너지	2004-1(2004.12.09)	김홍기	비봉면 백도리 473	263-8356	절단기	200	100	2004-12-09	2004-12-09	휴업
		동양비니루	2012-05	문승자	소양면 화심리 489	244-1546	파쇄분쇄	5	100	2012-10-18	2012-10-18	261
	진안군	우드사이로	2008-1	이춘수	마령면 덕천리 147	063-433-6655	파쇄	80	1,800	2008-01-29	2008-04-18	6,408
	임실군	덕인기술	2012-00001	김형태	전북 임실군 관촌면 슬치1길 5-8	063-644-3250	절단시설	4	200	2012-03-09	2012-05-16	175
		세경자원㈜	2013-00001	김광수	전북 임실군 신평면 대리로 197-3	051-542-1221	압축시설, 파쇄.분쇄시설	8	100	1998-04-08	1998-04-08	0
	순창군	순창수지	2013-3	임춘원	순창군 풍산면 용내길 82-56		파쇄,분쇄	5		2013-07-22	2013-07-22	784
전남	소계	44 업체						7,649	16,156			2,416,544
	목포시	(유)에코산업	제2011-1호	김종문	목포시 공단중앙로 20	061-285-5520	분쇄기, 압축기	8	150	2011-12-09	2011-12-09	56
		씨투자원㈜	제2012-2호	최병석	목포시 공단중앙로 30	061-274-5245	세척, 탈수, 건조	7	800	2012-07-23	2012-07-23	1,351
	여수시	KET환경개발	2011-03	강철희	소라면대포리653	692-2289	파쇄시설	3	40	2011-11-11	2011-12-15	0
		디딤터	2012-15	차덕남	여수시 율촌면 봉전리 404		압축시설	5	80	2010-08-06	2010-08-06	300
	순천시	전진환경㈜	제200600006호	장철수	순천시 명말1길 79	741-7711	절단, 파쇄·분쇄, 압축	29	200	2007-02-23	2007-03-08	8,003
		진흥자원	제201300006호	강옥순	순천시 별량면 친환경길 38	742-3881	압축시설	6	50	2012-12-31	2013-01-15	960
	나주시	㈜빛가람환경산업	제1호	강미미	노안면 학산리 802-1	335-5315	파쇄	100	600	1997-06-30	1997-09-30	1,791
		㈜정다운	제10호	이영	동수동 337	335-5714	탈수,건조	20	100	2001-07-20	2001-09-20	3,454
	광양시	(유)세림상운	제13호	심순덕	전남 광양시 금호동 883	061-792-5709	파쇄,건조	1,267	200	2006-04-14	2006-04-14	130,180
		㈜은혜	제2011-7호	김용강	전남 광양시 황금동 183-36	062-762-8252	압축,분쇄	10	70	2011-08-30	2011-08-30	64
		지엔티㈜	제2010-4호	하지혁	전남 광양시 진월면 진정리 323-2	061-793-9608	절단	12	30	2010-05-11	2010-05-17	0
	담양군	㈜삼원	2호(1998.01.26)	대표이사	전남 담양군 금성면 대곡리 699-1	061-383-6180	용융시설	10	200	1998-01-26	1998/01/26 → 중간처리업에서 전환	332
		그린바이오㈜	6호(2002.02.21)	대표이사	전남 담양군 담양읍 삼만리 400-1	061-382-2221	퇴비화	100	1,000	2002-02-21	2002/02/21 → 중간처리업에서 전환	106
	보성군	보성축협단미사료	1998-1호	김병수	보성읍 대야리 1669-1	852-3635	사료화	60	3,660	1997-04-17	1998-01-07	16,500
	장흥군	농업회사법인 ㈜다솔	2012-02 (2012.11.28)	박채연	장흥읍 해당리 해당산업단지내 C4-1	863-5211	탈수/건조	10	380	2012-11-28	2012-11-28	3,116
	강진군	주)가양산업강진지점	2005-01	송정자	전남 강진읍 서산리 511-3	061-434-7151	파쇄・분쇄	3	80	2005-05-09	2005-05-09	0
		주)민국산업	2008-06	최제영	성전면 송학길 24	061-433-7200	퇴비화	27	200	2008-12-30	2008-12-30	2,503
		자연환경㈜	2006-2	김대수	성전면 별외로 188-24	061-432-4592	파쇄・분쇄	24	50	2013-05-30	2013-05-30	42
	영암군	삼호우드산업	24 (08.12.11)	김대석	삼호읍 난전리 1716-14	464-5255	파쇄,분쇄	70	970	2007-07-10	2007-07-10	4,140
		㈜삼호로커스산업	46	김현식	삼호읍 난전리 432-3		분쇄, 건조	12	120	2012-12-26	2013-02-01	2,280

구분		업 체 명	등록·관리번호	대 표 자	소 재 지	전화번호	시설명	처리능력 (톤/일)	설치비 (백만원)	허가(승인)일 (년.월.일)	사용시작일 (년.월.일)	2013년 처리량(톤)
시도	시군구											
전남	영암군	(유)신지산업	51 (13.05.24)	박창윤	삼호읍 난전리 1696-2	462-8979	혼합,중화,고화	700	2,000	2013-05-24	2013-05-27	30,112
	무안군	호남축산영농조합법인	5-3 (2000.2.16)	박정애	무안군 일로읍 복용리 623	281-6609	퇴비화	45	250	2001-09-11	2001-09-11	1,268
		㈜신아	6-1 (2000.2.16)	조규철	무안군 몽탄면 봉명리 15	452-0361	사료화	20	92	1999-08-09	1999-08-09	0
		성아영농조합법인	14-1 (2005.1.25)	박천재	무안군 청계면 서호리 922-25	281-6151	퇴비화	15	183	2005-01-25	2005-01-25	85
		(유)성아축산	24 (2011.6.8)	박천재	무안군 현경면 오류리 1149-1	281-6151	퇴비화	4	52	2004-12-28	2005-01-25	39
		태창산업	22 (2009.11.26)	김경남	무안군 몽탄면 학산리 646-1		탈수건조시설	49	30	2009-11-26	2009-12-17	559
		(유)이앤알컨설팅	2011-2 (2011.02.10)	박연석	무안군 청계면 송현리 336-12	452-1286	파쇄분쇄시설	120	152	2012-02-23	2012-02-23	0
		녹색이엔지	2011-4 (2011.12.6)	김일용	무안군 삼향읍 지산리 893-2	285-7572	파쇄분쇄시설	17	170	2011-12-06	2011-12-06	872
	함평군	천지환경㈜	10	최명순	함평읍 장년리 1347-4	061-323-1882	분쇄시설	50	600	2012-03-15	2012-03-15	304
		위	11	라용란	해보면 유정길 99		절단시설	203	50	2012-09-25	2012-10-19	0
		다한산업	13	주형만	해보면 문장리 358-2	061-323-8517	파쇄시설	10	10	2013-02-04	2013-04-02	1,600
	영광군	삼우폴리텍	1_1	문병성	군서면 만곡리 809	351-9001	파쇄,용융	4,500	1,200	2012-11-07	2012-11-07	25,690
		서해안산업환경	1_2	조성철	군서면 만곡리 산4-1	353-0900	압축시설	24	1,000	2013-02-19	2013-02-19	1,956,570
		이레산업	1_4	최민호	군서면 만곡리 796	352-2173	파쇄	3	57	2013-07-30	2013-07-30	213,200
	장성군	한국조명재활용공사㈜	2004-3호	김용출	삼계면 부성리 788-2	393-6655	분쇄시설	5	20	2004-10-07	2004-10-07	403
		신도수지	1997-1호	최현국	장성읍 안평리 1053	394-0511	분쇄시설	5	10	1997-10-17	1997-10-25	20
		㈜한마음실업	2010-1호	김형곤	북일면 신흥리 95	394-1717	분쇄시설	10	100	2010-12-10	2010-12-10	210
		㈜화정	2002-1호	변창섭	북일면 박산리 245-1	393-6569	분쇄시설	5	10	2002-02-16	2002-02-16	34
		㈜이엔알	2008-2호	최윤경	동화면 용정리 240-3	393-7071	분쇄시설	3	10	2008-09-12	2008-10-11	840
		용봉화학공업㈜	1999-2호	김형란	북이면 수성리 809-1	393-3640	분쇄시설	10	20	1999-05-31	1999-05-31	5,669
		대한민국상이군경회	2008-3호	김덕남	황룡면 월평리 612-19	782-2263	절단시설	5	10	2008-11-28	2008-11-28	106
	완도군	(유)다도해환경	제2007-1	김보훈	완도읍 가용리 1092-6	555-6101	압축,파쇄,절단기,감용기	36	500	2007-03-13	2008-08-14	2,307
		(유)케이씨리싸이클링	제2007-2	손순호	완도읍 죽청리 217	552-2856	압축,파쇄,절단기,감용기	18	350	2007-12-26	2008-01-11	1,382
		(유)바다환경	제2013-1	윤성학	완도읍 청해진서로 33-2 동A 상가 201호		압축,파쇄,절단기,감용기	9	300	2013-05-09	2013-05-20	96
경북	소계	156 업체						9,411	62,137			1,564,756
	포항시	㈜대림	2011-4	정춘숙	북구 송라면 대전길 97-91	262-6903	파쇄/분쇄	56	65	2007-02-07	2007-07-11	3,683
		하이테크닉	포-10	김태선	남구 오천읍 괄명리 23	293-6333	압축	28	70	2007-01-05	2008-07-18	1,587
		㈜포스코켐텍신내화 재료사업부	포-188	이상영	남구 호동611	280-0504	파쇄/분쇄,절단	80	1,900	2009-08-24	2009-09-01	11,647
		㈜포스코켐텍동촌공장	포-189호	이상영	남구 동촌동5	280-0504	파쇄/분쇄	560	1,000	2009-08-24	2009-09-01	107,962
		㈜피에스알 제2사업장	2	김광문	남구 괴동동 220	275-3701	파쇄	720	764	2011-10-12	2012-01-11	253,031
		포항수지	5	이영호	남구 연일읍 오천리 92-15	286-0652	파쇄	5	20	2002-04-25	2002-04-25	0
		대일알앤에프	18	권치국	남구 동해면 상정리 74-1	281-8477	분쇄/사료화	30	300	2012-03-19	2012-03-30	1,565
		㈜에스엠소재	21	이종원	북구 흥해읍 덕장리 694-16	262-1871	파쇄/분쇄	400	300	2012-04-10	2012-05-11	0
		㈜원일	25	김금용	남구 서원재로 1(호동 574)	285-6114	분쇄	128	500	2010-08-25	2010-08-25	3,119

구분		업 체 명	등록·관리번호	대 표 자	소 재 지	전화번호	시설명	처리능력 (톤/일)	설치비 (백만원)	허가(승인)일 (년.월.일)	사용시작일 (년.월.일)	2013년 처리량(톤)
시도	시군구											
경북	포항시	포우산업㈜	26	강구선	남구 동촌동 5	277-1607	파쇄/분쇄	2,400	30,000	2010-08-25	2000-08-25	436,912
		㈜피에스알 제1사업장	포-88호	김광문	남구 대송면 옥명리 570	275-3701	파쇄	560	650	2010-08-23	2011-05-17	8,844
		글로벌환경&리싸이클링	34	황병학	북구 흥해읍 금장리 486-4	262-7161	파쇄	30		2012-12-27	2012-12-27	100
		㈜씨엔티	80	김홍식	북구 신광면 죽성리 568	251-7982	파쇄			2013-11-29	2013-11-29	630
	경주시	삼화에스엠	1	황양자	경주시 감포읍 오류리 639-3	744-2653	용해시설	2	35	1994-05-07	1997-03-04	0
		안성씨앤에스	2012-13	안쾌상	경주시 안강읍 두류리 880-1	762-5574	선별,분쇄시설	98	870	2000-10-04	2000-10-16	6,966
		성진산업㈜	2013-9	임철수	경주시 외동읍 구어리 746	775-3133	용융,분쇄	20	493	2001-03-19	2001-03-29	697
		㈜영진내화	2013-8	권용복	경주시 강동면 국당리 487	763-0118	분쇄시설	20	300	2002-02-20	2002-03-29	944
		거창TR	2013-31	전재진	경주시 안강읍 두류리 486-1	762-5017	분쇄시설	16	450	2001-02-06	2002-04-08	1,750
		㈜동진환경	2012-16	김정호	경주시 천북면 동산리 861	742-8572	분쇄시설	25	200	2005-05-23	2006-02-27	2,604
		㈜녹색환경	2012-16	최문환	경주시 안강읍 두류리 419-1	762-6224	분쇄시설	30	90	2007-05-23	2008-01-10	3,383
		코포산업	2012-21	이동철	경주시 안강읍 두류리 492-5	761-8766	분쇄시설,농축시설	24	350	2008-04-25	2008-09-03	100
		부경환경산업	2012-11	김명수	내남면 명계리 774-2	743-2311	분쇄시설	325	280	2010-06-17	2010-06-17	1,815
		㈜화인에프앤피	2013-10	이인근	경주시 서면 심곡리 1166-2	753-0126	분쇄시설,압출시설	12	420	2010-12-27	2010-12-27	0
		㈜클린에코텍	30	최윤지	경주시 안강읍 두류리 475	763-7270	분쇄시설,선별시설 자력선별	95	48	2011-09-05	2011-11-07	6,042
		안강산업개발㈜	2012-7	이광호	경주시 안강읍 두류리 379-1	762-0009	절단시설,탈피시설	80	75	2012-02-22	2012-02-29	101
		일경기업	2012-25	강수일	경주시 안강읍 두류길 178-12	763-5800	분쇄시설,선별시설 자력선별	90	150	2012-06-15	2012-06-21	1,510
		㈜나래E&C	2012-24	안원복	경주시 현곡면 안현로 161(오류리)	749-5557	여과시설,분리(승온)시설 가열시설	21	235	2012-06-11	2012-08-23	0
		㈜아셀	2012-27	이상락	경주시 안강읍 두류리 342-1		분쇄시설,선별시설	30	120	2012-09-20	2012-11-08	0
		㈜수린철강	2013-6	정영준	경주시 외동읍 석계리 783-1	741-9722	분쇄시설,탈피시설	3	43	2013-04-08	2013-04-26	139
		㈜영남스틸	2013-35	이종협	경주시 천북면 오야리 산8-1	761-7272	분쇄시설	80	110	2013-10-21	2013-11-20	0
	김천시	(주)청안엔프라	5060000-35-2008-00001	이진호	김천시 농소면 입석리 247	437-5578	절단시설	15	300	2010-02-25	2010-02-25	0
		태산석재	5060000-35-2011-00004	오동준	김천시 구성면 광명리 122-1		파쇄시설	49	40	2012-01-13	2012-01-13	0
		중원수지테크	5060000-35-2011-00005	심정용	김천시 감천면 광기길 100-25		파쇄시설	6	100	2012-01-13	2012-01-13	0
		창일금속(주)	5060000-35-2012-00003	전두일	김천시 감천면 금감로 1222-11		파쇄시설	6	100	2012-01-05	2012-01-05	27
		하나산업	5060000-35-2012-00004	조종운	김천시 남면 주천로 1503		파쇄시설	40	200	2012-01-05	2012-01-05	5,622
		태형리싸이클링(주)	5060000-35-2012-00005	김태균	김천시 남면 부상리 158-1	435-5550	파쇄시설	50	200	2011-04-08	2011-04-08	425
		친환경에버뷰(주)	5060000-35-2012-00006	구근혜	김천시 아포읍 대신길 446-4	436-5100	파쇄시설	20	150	2012-03-15	2012-03-15	502
		숙기수지	5060000-35-2012-00009	정선숙	김천시 남면 농남로 912-3		파쇄시설	10	50	2012-05-04	2012-05-04	547
		태형기업(주)김천사업소	5060000-35-2012-00013	윤호중	김천시 남면 농남로 1284-82	435-5550	파쇄시설	24	200	2012-10-31	2012-10-31	0
		(주)그린리싸이텍	5060000-35-2012-00016	이동문	김천시 감천면 금감로 1222-11		파쇄시설	14	100	2012-11-07	2012-11-07	0
		(주)윤진테크	5060000-35-2012-00017	이상진	김천시 감문면 대양3길 80		파쇄시설	10	300	2011-11-18	2011-11-18	1,381
		(주)루렉	5060000-35-2012-00018	유아랑	김천시 감천면 도평5길 83		파쇄시설	10	200	2012-12-03	2013-01-02	0
		(주)미래글로벌	5060000-35-2013-00002	안중식	김천시 농소면 꿀배미길 102		파쇄시설	5	100	2013-02-28	2013-02-28	0

구분		업 체 명	등록·관리번호	대 표 자	소 재 지	전화번호	시설명	처리능력 (톤/일)	설치비 (백만원)	허가(승인)일 (년.월.일)	사용시작일 (년.월.일)	2013년 처리량(톤)
시도	시군구											
경북	김천시	(주)성원금속	5060000-35-2013-00004	김태욱	김천시 남면 사모실길 81		파쇄시설	5	300	2013-11-27	2013-12-03	0
		(유)오성알씨김천지점	5060000-35-2013-00006	이수의	김천시 아포읍 아포1로 191-60	439-5001	파쇄시설	3	300	2013-06-04	2013-06-04	810
		주경기업톱밥	5060000-35-2013-00013	이재동	김천시 남김천대로 3454 (양천동)	439-5678	파쇄시설	4	100	2013-10-11	2013-10-30	200
		문성케미칼	5060000-35-2013-00018	권혁남	김천시 아포읍 인2길 69		파쇄시설	4	100	2013-10-07	2013-11-14	0
		(주)엔텍알이엠	5060000-35-2013-00021	안대성	김천시 공단4길 99 (응명동)		파쇄시설	5	100	2013-11-14	2013-11-14	1,035
		뱅크친환경	5060000-35-2013-00022	이재중	김천시 아포읍 봉산리1길 31, 마동		파쇄시설	30	200	2013-11-20	2013-11-26	0
		(주)클린솔루션 김천지점	5060000-35-2013-00023	조호석	김천시 어모면 은림로 50-14 (외 2)		파쇄시설	2	100	2013-11-26	2013-12-20	0
	안동시	㈜삼도산업	2005-02	조봉기	안동시 수하동 797-59	054-852-8853	화화적재활용시설	24	200	2005-03-13	2005/03/13/	0
		안동재활용	2012-01	권유식	안동시 남선면 충효로 3716-43		기계적재활용시설	2	50	2012-09-03	2012-09-03	200
		동성이엔티	2013-04	류기남	안동시 일직면 광연리 590-3	054-856-1231	기계적재활용시설	2	20	2013-07-16	2013-07-16	0
		동방환경산업㈜	2013-05	김도현	안동시 수하동 797-30	054-859-7979	기계적재활용시설	56	120	2013-07-19	2013-07-19	1,061
		㈜피앤피	2013-06	권영노	안동시 앙실1길 113(송현동)	054-855-5770	기계적재활용시설	2	15	2013-07-22	2013-07-22	45
		대성골재㈜	2013-07	장경수	안동시 수하동 797-17	054-858-6377	기계적재활용시설	120	40	2013-07-25	2013-07-25	1,559
		장덕상사	2013-10	김도화	안동시 용상동 491	054-821-9616	기계적재활용시설	11	40	2013-08-21	2013-08-21	1,876
		명성환경산업	2013-13	박병대	안동시 남선면 원림리 820-3	054-854-0218	기계적재활용시설	14	20	2013-09-27	2013-09-27	0
	구미시	㈜백두리싸이클링	200500096	김찬영	패형면 오상리 324-3	471-4132	압축	75	5	2004-12-17	2004-12-17	67
		㈜태흥환경개발	20070008	정재열	장천면 신장리 626-1	475-2286	압출	20	5	2007-12-04	2007-12-04	6,550
		관동자원	201300034	차무제	장천면 신장리 64	471-8666	절단, 분쇄	12	10	2009-09-23	2009-09-23	4
		찬우산업	201300015	박용선	산동면 성림길 35-8	473-9881	분쇄	4	18	2013-04-01	2013-04-04	0
		대영산업	201300017	장경희	산동면 성림길 47		분쇄	5	5	2013-04-23	2013-04-30	0
		동호테크	201300019	김영한	산동면 동백로 243		절단	0	40	2013-05-21	2014-01-13	4
		대흥수지	201300035	김영규	장천면 신장2길 86		분쇄, 절단	2	70	2013-07-04	2013-07-04	611
		명성수지	201300037	김혜숙	장천면 신장2길 86		분쇄	2	35	2013-07-04	2013-07-04	298
		에스엠폴리텍	201300043	박성열	장천면 학신로 246-16		분쇄	12	15	2013-07-16	2013-07-16	853
		SM환경산업	201300051	김범수	장천면 학신로 278-23	471-7825	분쇄	2	240	2013-07-24	2013-07-24	836
		영진산업	201300058	오치욱	비산동 292	473-8336	분쇄	6	5	2013-07-24	2013-07-24	1
		한솔재생산업㈜	201300067	백창운	선동면 적림리 481-1	474-5300	분쇄	80	25	2013-07-25	2013-07-25	6,106
		영남산업	201300075	송영수	장천면 학신로 206		분쇄	0	5	2013-08-23	2013-08-23	123
		그린수지	201300079	최태진	장천면 장군로 173-5		분쇄	6	25	2013-09-23	2013-10-02	0
		이노소재	5080000-35-2010-00004	박인로	장첨면 상림리 19번지	471-3004	건조	4	20	2010-09-17	2010-09-17	410
		㈜정진	5080000-35-2008-00013	정달진	옥성면 주아리 505	481-7080	파쇄,분쇄	40	10	2001-08-25	2001-08-25	13,353
		㈜정진	5080000-35-2008-00013	정달진	옥성면 주아리 505	481-7080	건조	8	200	2001-08-25	2001-08-25	
		유스텍크	201300014	조용식	해평면 강동로 1594-10		분쇄, 절단	6	5	2013-03-29	2013-05-07	0
	영주시	비에이치스틸㈜	Jan-10	이봉자	봉현면 노좌로 22		파쇄,분쇄	25	70	2011-12-08	2012-01-09	0

구분		업 체 명	등록·관리번호	대 표 자	소 재 지	전화번호	시설명	처리능력 (톤/일)	설치비 (백만원)	허가(승인)일 (년.월.일)	사용시작일 (년.월.일)	2013년 처리량(톤)
시도	시군구											
경북	영주시	㈜진성산업	Jan-13	김승환	적서공단로 134-2	054-634-7100	파쇄,분쇄	32	200	2013-05-10	2007-11-23	150
		소백환경	Feb-13	노진기	장수면 충효로 2002	054-638-2525	파쇄,분쇄	48	200	2013-06-25	2005-03-03	2,245
		(주)세림환경	Apr-13	최희익	안정면 안정로 423	054-631-9500	파쇄,분쇄	80	300	2013-07-18	2007-07-30	1,372
	영천시	사람과자연	영천-133	김순란	화남면 안천리 38		정제시설	2	9	2007-07-04	2007-07-18	745
		삼양연마공업㈜ 도남공장	영천-268	손기락	남부동 도남공단2길 15-5	335 -4513	분쇄,소각	1		2012-02-16	2012-03-30	118
		㈜동광농산	영천-119	대표이사 (구용우)	금호읍 어은길 15-12	334-0100	소각시설	38	600	1997-05-01	1997-05-01	21,939
		㈜삼우산업	영천-280	대표이사	고경면 상계로 178-18	337-0171	분쇄시설,건조시설	50		2012-09-21	2012-09-28	193
		㈜동산	2000-001	대표이사 (전상구)	대창면 사리리 23-1	336-9090	사료퇴비화	90	130	1999-08-16	1999-08-16	-
		㈜자원	2001-001	대표이사	대창면 사리리 491, 442-2	335-0574	사료퇴비화	80	1,700	2000-04-07	2000-04-07	-
		천진물산	영천-261	박경옥	임고면 매호리 972-4	054-331 -8893	압축, 파쇄,분쇄	92		2011-10-21	2011-11-03	433
		태성산업	영천-220	황성희	우천리 1109(청통면)	054-337_-0733	용융,파쇄,분쇄	3		2009-01-05	2013-07-26	420
		경북수지산업사	영천-131	서찬수	신원리 318-1(청통면)		파쇄,탈수	3	90	2004-10-04	2004-10-22	95
		현철유지	영천-165	안현철	송천리 513(청통면)		정제시설	20	200	2011-08-29	2011-08-31	94
		제일산업	영천-161	조정숙	신원리 317(청통면)		정제시설	6	300	2011-05-09	2011-05-11	831
		동영산업	영천-121	박희경	채신동 588-1	054- 335-3933	반응,탈수	20		1997-09-23	1997-09-23	6,639
		창성	영천-266	김나연	대창면 사리리 377-3		분쇄,선별	30	250	2012-02-16	2012-06-12	80
	문경시	명인산업㈜	02-08	신동현	문경시 가은읍 갈전리 55	054-571-6901	절단기	5	100	2010-06-29	2010-07-06	
	경산시	㈜해림환경개발	사업중간-12	김탁동	경산시 남천면 남성현로 894	813-5678	압축시설	16	500	2009-08-31	2009-09-17	2,276
		(주)신성오앤알	사업중간-14	김한창	경산시 자인면 자인공단2로 13	853-7727	정제시설	20	50	2010-06-04	2010-06-08	809
		㈜호산환경경산지점	사업중간-15	대표이사	경산시 압량면 가일길 89-26		피쇄분쇄시설	20	420	2010-05-28	2010-06-23	803
		(주)삼원리싸이클링	사업중간-16	김종철	경산시 진량읍 의송길 17	852-3117	절단시설, 파쇄분쇄탈피시설	80	700	2010-11-18	2010-11-19	0
		고려금속㈜	사업중간-29	권인안	경산시 와촌면 대동공단길 36	053-853-4330	파쇄분쇄탈피시설		80	2012-06-05	2012-07-03	200
		한보	사업중간-40	이호영	경산시 압량면 신대길 34-2		피쇄분쇄시설, 용융용해시설	1	7	2013-02-18	2013-02-25	40
		세종EPS산업	사업중간-46	사공명철	경산시 남천면 대명길3길 24-25		용융시설	1	20	2013-06-21	2013-06-26	37
		안일산업	사업중간-51	김성호	경산시 압량면 내리길19길 25		피쇄분쇄시설, 탈수건조시설	18	150	2013-07-15	2013-07-15	1,674
		상인수지	사업중간-66	정제옥	경산시 압량면 연무길 23-13	817-8377	피쇄분쇄시설, 탈수건조시설	26	120	2013-07-31	2013-07-31	400
		케엠에스	사업중간-75	김보수	경산시 진량읍 일연로 639-14		피쇄분쇄시설	50		2013-08-07	2013-09-06	0
		덕성산업	사업중간-76	이종열	경산시 진량읍 금박로133길 25-25	851-7718	피쇄분쇄시설	40	240	2013-08-13	2013-11-05	142
		㈜용호	사업중간-84	대표이사	경산시 압량면 내리길19길 32		피쇄분쇄시설	16	100	2013-10-30	2013-10-30	463
		금호분쇄	사업중간-86	이해운	경산시 하양읍 대곡2리 326		피쇄분쇄시설, 탈수건조시설	1		2013-11-18	2013-11-18	83
		상남산업	사업중간-89	이광희	경산시 와촌면 계당리 770	053-856-7820	피쇄분쇄시설, 탈수건조시설, 절단시설	17	200	2013-12-20	2013-12-20	710
		효림상사	사업중간-91	심용락	경산시 압량면 부적리 151	053-817-0371	피쇄분쇄시설	82		2014-01-15(변경허가)	2014-01-15(변경허가)	814
	군위군	은성산업	군위2013-2	최정숙	산성면 삼산리 584-2	383-8021	파쇄분쇄시설	225	40	2001-02-24	2001-02-24	430,843
	의성군	마이크로파우더㈜	2005-2	이동오	의성군 다인면 가원리 133-11	861-2778	기계적재활용시설	16	300	2005-03-14	2005-05-24	878

구분		업 체 명	등록·관리번호	대 표 자	소 재 지	전화번호	시설명	처리능력 (톤/일)	설치비 (백만원)	허가(승인)일 (년.월.일)	사용시작일 (년.월.일)	2013년 처리량(톤)
시도	시군구											
경북	의성군	우성산업	2008-1	도재천	의성군 단밀면 도안로 1014-61	862-4008	기계적재활용시설	96	300	2008-04-04	2008-04-22	6,195
		㈜크린코리아	의성7호	권명희	의성군 금성면 도경4길 26	834-7371	생물학적재활용시설	80	1,700	2002-11-04	2002-11-19	10
	영덕군	대경수산㈜	2012-1	김윤정	영덕군 강구면 하저리 588	732-7789	증발,농축, 파쇄,건조	20	250	2012-03-02	2012-05-11	174
	고령군	하림환경㈜	제00-1호 (00.3.17)	황용장	쌍리면 안림리 742-8외2	955-1196	분쇄	170	150	2000-03-17	2010-04-12	0
		㈜금강리앤텍	제12-16호 (2012.8.13)	최길수	개진면 개경포로 277 (직리 406)	956-1345	분쇄	40	100	2012-08-13	2012-08-13	11,669
		디에스산업	제12-19호 (2012.9.28)	정해진	개진면 광도길 29 (오사리 586-2)		압축	10	100	2012-09-28	2012-10-19	115
		대화산업㈜	제13-12호 (2013.7.19)	이재원	다산면 다산산단1길 125 (송곡리 1417)	954-1344	분쇄	400	500	2002-06-07	2013-07-19	133,358
		부광산업㈜	제13-15호 (2013.7.26)	문성균	개진면 우곡로 1334 (신안리 535-4,직리 271-3)	956-1042	파쇄	48	100	2013-07-26	2013-08-22	12,448
		문화산업	제13-17호 (2013.8.14)	신해늠	성산면 고탄공단길 22-21 (고탄리 652)	954-5700	분쇄	10	100	2013-08-14	2013-08-14	12
		한국알엔티	제13-33호 (2013.11.4)	박성옥	개진면 개경포로 472 (개포리 670-1)	956-7768	분쇄	24	300	2013-11-04	2013-11-04	531
		양지산업㈜	제13-37호 (2013.11.27)	신종훈	고령읍 장기공단1길 46-25 (장기리 298-1)	954-0709	분쇄	32	300	2013-11-27	2013-11-27	13
	칠곡군	대한민국재향경우회왜관공장	제5호	김창연	왜관읍 금산리 997-8	974-3030	절단,탈피	33	1,500	1998-09-21	2000-10-30	257
		(사)대한장애인 복지회	2002-2	배태섭	왜관읍 금산리 993-8	975-8530	절단,탈피	33	1,000	2001-12-26	2012-01-17	282
		대동산업㈜	2007-1	남병술	기산면 영리 191	977-0771	분쇄시설,압축시설	85	300	2007-03-30	2007-05-31	15,654
		신흥기업	2008-2	김응훈	동명면 학명리 509-5		분쇄시설	20	10	2008-06-25	2008-08-01	230
		㈜티에스엠	2009-2	대표이사	북삼읍 어로리 625	971-9277	분쇄시설,전해조,용융	10	550	2009-07-27	2012-02-27	0
		㈜엔코	2010-1	권도형	약목면 칠곡대로 472-12	975-1050	반응시설 ,탈수시설 용융(가열)	0	250	2010-03-03	2010-09-17	13
		대신환경산업	2011-8	김시철	약목면 교8길 62	054-974-7525	분쇄시설 ,탈수시설 세척시설	4	130	2011-09-22	2011-09-22	27
		이화수지	2011-14	박혜경	가산면 학하3길 31-11		분쇄시설,탈수시설	0	100	2011-10-26	2011-11-01	71
		금동그린에너지	2011-17	최경옥	가산면 학하리 823-5		분쇄시설	4	100	2011-12-23	2012-01-05	36
		믿음엔프라	2012-09	김재우	북삼읍 어로2길 46(A동)		분쇄시설	6	180	2012-03-07	2012-03-13	143
		엠앤알	2012-06	이종임	북삼읍 어로2길 46(A동)	973-8663	분쇄시설	4	100	2012-03-07	2012-03-13	60
		태광케미칼	2012-13	원종성 강성혁	가산면 학하8길 22-9		분쇄시설,탈수시설	4	120	2012-03-27	2012-04-18	0
		현재상사	2012-21	박영근	가산면 학상8길 43	054-975-5405	분쇄시설	7	100	2012-07-27	2012-08-24	104
		두다모	2012-23	이순옥	약목면 교8길 16-11		절단시설	5	120	2012-08-09	2012-09-05	505
		동영자원수지	2012-27	김준학	가산면 송학1길 13		분쇄시설,탈수시설	4	180	2012-09-07	2012-09-21	0
		제이디 METAL LNDUSTRY	2012-31	김기동	가산면 인동가산로954(K동)	054-971-0060	분쇄시설	10	180	2012-09-20	2012-09-26	103
		피디에너지	2012-32	박병한	석적읍 포망로 247		분쇄시설	1	120	2012-11-14	2012-11-19	0
		㈜대진이엔티칠곡공장	2012-36	조남호	가산면 학산리 864	054-972-6100	분쇄시설	20	50	2012-12-05	2008-02-21	0
		희재산업	2013-5	현옥이	석적읍 중지3길 76-26	054-974-6527	분쇄시설	2	180	2012-11-30	2013-04-16	283
		보강산업	2007-5	신동순	가산면 학하리 808-1	054-971-4145	분쇄시설,탈수시설	4	150	2007-03-15	2007-03-29	27
		천평수지	2006-8	김영자	가산면 금화리 192		분쇄시설	3	50	2006-03-14	2006-03-16	60
		선일산업	2013-24	이호용	가산면 학하8길 22-33	054-971-1287	분쇄시설	4	50	2011-05-20	2011-05-20	76
		우성산업	2013-26	전재규	기산면 영리 271-2	054-977-6115	용융시설,절단시설	12	180	2000-09-29	2001-01-12	83

구분		업 체 명	등록·관리번호	대 표 자	소 재 지	전화번호	시설명	처리능력 (톤/일)	설치비 (백만원)	허가(승인)일 (년.월.일)	사용시작일 (년.월.일)	2013년 처리량(톤)
시도	시군구											
경북	칠곡군	㈜대영케미칼	2013-27	정호섭	가산면 천평리 458-1	054-977-0012	분쇄시설	15	150	2006-07-11	2006-09-25	3,965
		대양수지	2003-4	김덕영	가산면 송학리 118-6	054-971-4254	분쇄시설	9	180	2002-07-31	2003-03-11	1,172
		㈜자성엔프라	2013-30	김재우	동명면 동명팔거천3길 59-12	054-977-7798	분쇄시설	8	50	2013-06-04	2013-06-29	0
		창승	2013-41	권진숙	가산면 학하리 780	054-971-9809	분쇄시설	4	80	2013-07-23	2013-07-23	41
		㈜대한실업	2002-6	조성수	가산면 학상리 710-1	054-971-3451	분쇄시설,압축시설 탈수시설	80	180	2003-03-31	2003-03-31	1,229
		NEW기성폴리머	2013-47	송유진	약목면 복성리 450-7	054-977-0136	분쇄시설	4	120	2009-02-16	2009-02-16	368
		새한수지	2009-13	박준식	가산면 인동가산로 1084-27		분쇄시설	5	80	2009-12-18	2009-12-21	160
		세종테크놀로지	2009-2	김세찬	가산면 학하리 780		분쇄시설,절단시설	4	100	2011-05-13	2011-06-13	0
		삼영산업	2013-60	정충영	가산면 학하리 778-1	054-971-4641	분쇄시설	4	100	2013-07-29	2013-07-29	3
		영남엔프라	2013-65	임승호	약목면 관호리 322-6	054-973-1538	분쇄시설	20	50	2013-08-21	2013-08-21	100
		동일테크	2013-74	양준영	가산면 학산리 438-8	054-973-6758	분쇄시설	4	50	2013-09-09	2013-11-12	20
경남	소계	181 업체						5,567	24,251			839,466
	창원시	리사이택	1996-1	이지현	마산회원구 내서읍 신평로10-66	272-0716	압축시설	4	500	2007-04-06	2007-04-06	52
		(주)삼호리사이클	2010-15	이권민	마산회원구 내서읍 중리공단로 126	232-2882	압축시설	32	200	2010-10-22	2010-10-22	473
		광운상사	2010-1	양광운	마산회원구 내서읍 용담로 50-1	231-9022	파쇄시설	30	40	2013-01-25	2013-01-25	36
		(주)금부산업	2013-6	하준혁	마산회원구 내서읍 수곡로 50-33	232-3784	절단시설	1	5	2013-12-12	2014-01-06	0
		디에스공영㈜	1996-1	박성진	마산합포구 진북면 신촌리 151-6		파쇄시설	21	12	2011-12-19	2011-12-19	4,530
		대한민국상이군경회	2000-1	오병관	마산합포구 진북면 농공단지로 22	271-8292	절단시설	4	10	2000-01-28	2000-01-28	43
		㈜천호산업	2010-1	박복자	마산합포구 진북면 진북산업로 677	271-6088	분쇄시설	4	10	2010-04-15	2010-04-15	9
		㈜영신금속	2000-3	배순자외1	마산합포구 진북면 농공단지로 22	271-8288	절단시설	8	40	2006-10-20	2006-10-20	825
		(사)한국장애인 고용안정협회	2003-1	김광한	마산합포구 진북면 농공단지로 22	271-8289	분쇄시설	8	35	2006-11-24	2006-11-24	374
		㈜우리산업	2004-1	김영관	마산합포구 진북면 진북산업로 465-61	272-0014	파쇄시설	80	250	2004-07-30	2004-07-30	9,544
		보성자원	2005-1	이정원	마산합포구 진북면 진북산업로 493-40	271-0388	파쇄시설	36	337	2005-01-19	2005-01-19	6,587
		삼보자원	2012-1	박금화	마산합포구 진동면 태봉2길 74	271-1577	절단시설	150	8	2012-09-24	2012-09-24	0
		(주)제이케이메탈소재	2012-18	심희정	마산합포구 진북면 삼진의거대로 352	271-1661	압축시설	8	20	2012-10-31	2012-11-05	1,136
		대림산업	2013-02	이춘복	마산합포구 진북면 추곡2길 17	271-8486	파쇄.분쇄시설	128	30	2004-12-22	2004-12-22	31,213
		라함기업	2013-04	이정환	마산합포구 진북면 진북산업로 360	271-9067	파쇄.분쇄시설	55	25	2009-09-14	2009-09-14	96
		청원상사㈜	2013-05	김광순	마산합포구 진동면 신기남산길 120-90	271-1854	퇴비화시설	4	10	2000-02-08	2000-02-08	0
		㈜유성건업	2013-06	배황원	마산합포구 진북면 연동로 154	271-1980	파쇄.분쇄시설	56	60	2006-06-30	2006-06-30	0
		(주)늘푸른자원	29	김진수	의창구 북면 월촌리 212-5	298-1428	파쇄기	38	19	2006-01-27	2006-01-27	9,590
		가람수지	37	유혜정	의창구 북면 월계길 105-16	298-7187	파쇄기	18	10	2008-11-10	2008-11-10	1,303
		태양재활용산업	41	서남희	의창구 북면 백월로 233-5	255-6605	압축시설	12	23	2009-08-05	2009-08-10	0
		주영산업	43	구창술외1	의창구 동읍 봉강리 664		분쇄기	6	6	2010-09-20	2010-09-20	648
	진주시	㈜경동산업	2008-1	서준길	대곡면 유곡리 43	744-6678	분쇄기	77	270	2008-05-28	2008-05-28	2,476

구분		업 체 명	등록·관리번호	대 표 자	소 재 지	전화번호	시설명	처리능력 (톤/일)	설치비 (백만원)	허가(승인)일 (년.월.일)	사용시작일 (년.월.일)	2013년 처리량(톤)
시도	시군구											
경남	진주시	태성산업	2010-1	박상화	판문동906-1	741-8189	분쇄기	18	250	2010-11-30	2010-11-30	48
		㈜동경산업	2011-1	윤한성	대곡면 설매리995	752-0889	분쇄기	34	80	2011-01-27	2011-01-27	25
		시민환경	2008-2	유창진	명석면 오미리 221	758-8900	분쇄기	50	95	2008-07-15	2008-07-15	8,927
		(주)아이티판넬	2013-4	안향순	진주시 지수면 지수로 349-20	759-1525	파쇄기,용융시설	0	30	2013-07-29	2013-07-29	17
		진주임산㈜	2013-7	정경숙	진주시 대곡면 월암로 209-20	747-3620	분쇄기	5	50	2013-07-30	2013-07-30	899
		그린테크	2013-10	강청룡	진주시 문산읍 동부로839번길 26-5	761-0271	파쇄기,용융시설	1	70	2013-08-12	2013-08-12	5
	통영시	㈜대우환경	중간재활용-1	강순호	통영시 광도면 은촬길 369	644-4472	파쇄시설	16	70	2006-02-13	2006-02-13	653
		㈜에스씨이노베이션	중간재활용-3	박노익	통영시 광도면 춘원1로 107	648-1230	파쇄, 선별시설	64	700	2013-05-29	2013-06-18	1,375
		천빈자원	중간재활용-4	박동기	통영시 광도면 은촬길 358		압축, 분쇄, 탈수시설	16	60	2013-07-17	2013-07-18	759
	사천시	대경정밀	제2012-8호	조현문	사천시 축동면 서삼로 1161	055-855-4884	압출시설	3	40	2012-07-17	2012-07-17	453
		장산환경산업㈜	제2011-6호	장석명	사천시 송포공단길 72-36(송포동)	055-835-1445	파쇄시설	40	100	2011-12-20	2011-12-20	1,385
		성운자원	제2006-7호	장이숙	사천시 축동면 오리동길 41-35	055-855-0007	파쇄시설	1	10	2006-12-21	2006-12-21	261
		금목산업	제2010-1호	이민재	사천시 곤양면 구고속도로 1540		파쇄시설	2	25	2010-04-27	2010-04-27	12
		원담자원	제2013-25호	이근유	사천시 서포면 구고속도로 1309		파쇄시설	3	50	2013-12-04	2013-12-04	2
		신화수지	제2011-5호	홍강표	사천시 축동면 오리동길 41-27		파쇄시설	4	150	2011-12-19	2011-12-19	224
	김해시	대성환경	중재-01	송상훈	김해시 한림면 김해대로 835번길 145	345-9121	건조시설	114	63	1998-04-28	1998-04-28	1,559
		대한민국상이군경회	중재-02	김덕남	김해시 주촌면 서부로 1403번길 23-28	338-6484	분쇄시설	12	5	1999-12-28	2002-04-15	195
		보람산업	중재-03	이근호	김해시 생림면 생림대로 950번길 47	335-6868	절단, 분쇄시설	1	5	2000-04-18	2000-04-18	177
		해성메탈㈜	중재-04	손군환	김해시 상동면 상동로 275-13	323-5807	분쇄시설	160	80	2000-06-09	2000-06-09	91,459
		은성기업	중재-05	정류진	김해시 김해대로 2636번길 25-11(안동)	326-2668	분쇄시설	1	160	2000-08-05	2000-08-05	0
		일성산업	중재-07	이만재	김해시 한림면 김해대로 1031번길 49	345-1615	파쇄시설	42	40	2000-07-13	2000-07-14	12,342
		하동수지	중재-09	최봉호	김해시 생림면 안양로 283	338-0254	분쇄, 절단시설	4	35	2001-12-22	2001-12-22	460
		영진산업	중재-10	황희연	김해시 상동면 상동로 197 34-24	329-5650	분쇄, 절단시설	4	40	2001-12-14	2001-12-14	195
		이레산업	중재-11	공선희	김해시 생림면 안양로 283-1	338-7018	분쇄, 성형시설	4	112	2001-12-22	2001-12-22	132
		해성환경산업㈜	중재-12	하영희	김해시 한림면 김해대로 1158-42	346-1750	파쇄시설	150	80	2002-04-03	2002-04-03	50,121
		성보산업	중재-13	김호덕	김해시 분성로 557번길 59(어방동)	321-6048	분쇄시설	8	45	2002-05-16	2012-11-29	60
		신일자원㈜	중재-16	박진수	김해시 한림면 가동로 74	342-3121	분쇄, 압축시설	64	400	2003-01-20	2003-01-20	5,775
		학산금속공업㈜	중재-18	배순자	김해시 생림면 장재로 520번길 8-69	329-6312	분쇄, 압축시설	31	30	2003-05-29	2003-05-29	210
		동영테크㈜	중재-19	김길자	김해시 생림면 생림대로 928번길 95	337-9297	파쇄, 분쇄시설	8	30	2003-10-06	2003-10-06	1,332
		㈜삼진물산	중재-20	홍재규	김해시 진영읍 본산로 212번길 38	346-0388	분쇄시설	39	6	2003-11-04	2003-11-04	8,747
		한국알피에프㈜	중재-21	오세경	김해시 상동면 소락로 154	329-6246	분쇄, 성형시설	109	6	2003-11-07	2003-11-07	20,680
		대종산업	중재-22	선흥곤	김해시 주촌면 소망길 13-13	338-9922	파쇄시설	3	5	2003-11-13	2003-11-13	470
		대한민국상이군경회김해2사업장	중재-23	강달신	김해시 유하로 133번길 35(유하동)	329-3650	분쇄시설	4	5	2003-11-29	2003-11-29	43
		대림수지㈜	중재-24	박동준	김해시 상동면 묵방로 90	329-6244	분쇄시설	5	100	2004-03-17	2004-03-17	128

구분		업 체 명	등록·관리번호	대 표 자	소 재 지	전화번호	시설명	처리능력 (톤/일)	설치비 (백만원)	허가(승인)일 (년.월.일)	사용시작일 (년.월.일)	2013년 처리량(톤)
시도	시군구											
경남	김해시	㈜부경이알티	중재-25	김시만	김해시 생림면 안양로 309-55	335-3495	분쇄시설	25	350	2004-03-24	2004-03-24	1,626
		㈜신해테크	중재-26	서영득	김해시 상동면 상동로 265-7	326-3288	파쇄, 분쇄, 절단시설	11	90	2004-09-13	2004-09-13	67
		태봉산업㈜	중재-27	박문기,노성탁	김해시 생림면 나전로 92	323-7225	파쇄, 분쇄, 압축시설	96	250	2004-10-04	2004-10-04	10,701
		(사)한국장애인고용안정협회	중재-28	조향현	김해시 생림면 장재로 520번길 8-75	070-8230-6267	절단시설	8	203	2004-11-15	2005-02-15	0
		㈜비손금속	중재-29	이해군	김해시 주촌면 서부로 1637번길 321	338-2330	소각시설 외	1	300	2004-12-14	2005-01-24	8
		㈜석지환경개발	중재-31	장길홍	김해시 진영읍 본산로 86번길 34-17	345-5777	파쇄시설	40	100	2005-07-07	2005-07-07	1,929
		대한민국상이군경회 진영점	중재-32	강달신	김해시 진영읍 본산로 212번길 38	345-1891	분쇄시설	2	23	2005-07-22	2005-07-22	15
		㈜두영씨앤알	중재-33	김종철	김해시 주촌면 서부로 1499번길 68-43	337-1177	용해시설	20	157	2005-01-10	2005-01-10	6,415
		금강자원	중재-34	박동주	김해시 주촌면 서부로 1499번길 66	338-5652	파쇄시설	160	30	2005-12-22	2005-12-22	10,561
		㈜세호테크	중재-35	박인식	김해시 한림면 안하로 116번길 22-20	323-7708	반응시설	7	200	2006-08-01	2006-08-01	53
		삼우산업㈜	중재-37	최영철	김해시 진영읍 본산1로 56번길 83	345-8568	파쇄시설	18	150	2007-03-19	2007-03-19	1,700
		순환환경	중재-39	신남주	김해시 진영읍 진산대로 201번길 4-27	342-8572	파쇄시설	24	80	2007-09-18	2007-09-18	491
		동성수지	중재-40	정청자	김해시 한림면 김해대로 1558-50	346-2339	분쇄시설	21	130	2007-11-16	2007-11-16	488
		㈜그린환경산업	중재-42	김상효	김해시 진영읍 본산로 212번길 26	346-0893	파쇄, 선별시설	88	100	2008-02-05	2008-02-05	8,494
		삼경수지	중재-43	손경자	김해시 생림면 생림대로 669번길 26	324-1161	분쇄, 절단시설	21	130	2008-02-25	2008-02-25	1,717
		㈜벽송지점	중재-44	이성욱	김해시 진영읍 본산리 306-12	346-0001	분쇄시설	11	10	2008-02-26	2008-02-26	1,034
		동경금속	중재-47	장세이	김해시 한림면 김해대로 927번길 267	337-2663	분쇄시설	32	100	2008-11-27	2008-12-02	993
		태금정㈜	중재-48	이윤희	김해시 진영읍 본산로 212번길 38	346-0388	분쇄시설	19	10	2009-03-25	2009-03-27	36
		엔디씨엔지	중재-49	김영은	김해시 진례면 고모로 341번길 54		정제시설	8	80	2009-07-29	2009-07-29	847
		충북수지	중재-50	전영인	김해시 진영읍 본산로 249	343-3252	파쇄시설	32	240	2009-09-30	2009-11-02	1,107
		여암수지	중재-52	최현순	김해시 진례면 고모로 146번길 37	342-0998	절단, 파쇄시설	23	70	2009-11-20	2009-11-20	1,206
		성광스틸	중재-53	임해경	김해시 안곡로 154(삼계동)	337-2311	분쇄시설	4	40	2009-12-03	2009-12-04	0
		동방교역	중재-54	김재경	김해시 삼안로 10(지내동)		절단시설	20	60	2009-12-29	2009-12-29	2,495
		형제수지	중재-56(폐업)	정유수	김해시 김해대로 2635번길 11-36(안동)	327-3675	파쇄, 성형시설	15	70	2010-01-21	2010-01-21	폐업
		씨엠메탈	중재-57	이우영	김해시 장유로 55번길 29-22(부곡동)	328-3331	분쇄시설	56	35	2010-02-10	2010-02-12	4,384
		(사)한국장애인단체총연맹김해지점	중재-58	변승일	김해시 생림면 장재로 520번길 8-69	070-8230-6266	분쇄시설	3		2010-02-19	2011-07-11	443
		에스케이자원개발	중재-60	홍상용	김해시 생림면 나전로 339		파쇄시설	70	30	2010-05-18	2010-05-18	4,147
		동국산업	중재-61	장득수	김해시 상동면 상동로 148-10	323-6737	분쇄시설	80	150	2010-05-26	2010-05-26	1,974
		동아피엔엠	중재-62	김희정	김해시 진영읍 본산로 269번길 23	343-7771	분쇄시설	16	30	2010-06-04	2010-06-04	265
		OK수지	중재-65	안숙자	김해시 생림면 생림대로 928번길 10-29	323-7436	분쇄시설	16	215	2010-07-06	2010-07-06	1,710
		㈜영성	중재-66(폐업)	박정호(PIAO ZHENGHAO)	김해시 진례면 고모로 180번길 71	329-1925	절단시서	36	50	2010-08-10	2010-08-10	폐업
		반도폴리머	중재-68	전순달	김해시 한림면 안하로 116번길 30	343-7471	분쇄시설	2	45	2010-08-30	2010-08-30	749
		대진	중재-69	성기찬	김해시 상동면 소락로 171		절단, 분쇄시설	11	750	2010-09-20	2010-09-20	403
		㈜푸른이엔티	중재-71	이상재	김해시 주촌면 소망길 76-17		분쇄시설	17	100	2010-12-03	2010-12-09	85

구분		업 체 명	등록·관리번호	대 표 자	소 재 지	전화번호	시설명	처리능력 (톤/일)	설치비 (백만원)	허가(승인)일 (년.월.일)	사용시작일 (년.월.일)	2013년 처리량(톤)
시도	시군구											
경남	김해시	(사)부산광역시장애인복지연합회 김해지점	중재-72	조창용	김해시 상동면 상동로 265-7	333-3286	파쇄시설	8		2011-03-04	2011-04-20	0
		㈜대림재활용산업	중재-73(폐업)	임금남	김해시 생림면 안양로 276-44	335-7282	분쇄, 압축시설	10		2011-05-26	2011-06-03	폐업
		광성자원	중재-74	이동규	김해시 주촌면 서부로 1701번 안길 58-244		분쇄, 압축시설	15		2011-07-26	2011-08-23	460
		진원경금속㈜	중재-75	오찬	김해시 주촌면 서부로 1541번 안길 50-24	342-2323	분쇄시설	12		2011-08-02	2011-08-02	0
		㈜동아기업	중재-76	이우종	김해시 한림면 장방로 41-11	343-9898	건조, 분쇄시설	17	100	2011-12-26	2011-12-26	0
		㈜나라리사이클링	중재-77	우희석	김해시 한림면 김해대로 1538번길 22-7	313-9001	파쇄시설	104		2012-01-19	2012-01-19	14,038
		케이피산업	중재-78	최경순	김해시 주촌면 서부로 1541번 안길 50-30	337-2207	파쇄시설	56		2012-03-29	2012-03-29	1,431
		㈜경건	중재-79(폐업)	이영임	김해시 한림면 용덕로 236번길 24		선별시설	52		2012-05-25	2012-05-25	폐업
		(주)대형산업	중재-80	이대형	김해시 한림면 김해대로 916번길 78-1		절단시설	22	50	2011-04-07	2012-07-20	1,429
		김해수지	중재-81	백성근	김해시 한림면 한림로 935		파쇄, 압축시설	8		2012-07-23	2012-07-23	0
		창원케미칼	중재-82	김규현	김해시 한림면 명동로130번길 10	346-5476	분쇄시설	7		2012-10-22	2012-11-26	111
		거성금속	중재-85	윤정환	김해시 한림면 김해대로 927번길 221-3		파쇄, 절단시설	18		2012-12-21	2012-12-21	213
		㈜동명물류	중재-86	인우정	김해시 한림면 김해대로 916번길 155		분쇄,탈피시설	16		2013-02-04	2013-02-08	100
		㈜해성그린환경	중재-87	김무성	김해시 주촌면 김해대로1538번길 125-13	343-5424	파쇄, 분쇄시설	40	10	2013-02-08	2013-03-06	1,051
		도남	중재-88	이광훈	김해시 진례면 고모로134번길 30-14		분쇄시설	5		2013-03-04	2013-03-08	52
		세흥산업	중재-89	안종복	김해시 진례면 고모로180번길 102		파쇄시설	10		2013-03-04	2013-03-11	72
		삼국환경	중재-90(폐업)	김종순	김해시 진영읍 본산로 160	346-4043	분쇄, 탈수시설	40		2008-03-04	2008-03-04	981
		경북수지	중재-91	신계순	김해시 진영읍 본산1로 38	343-2487	절단, 분쇄시설	4		2001-01-29	2001-01-29	822
		대한금속㈜지점	중재-92	오원택	김해시 주촌면 서부로 1541번길 60		탈피,절단시설	63		2013-04-12	2013-04-25	2,660
		㈜비아이케이	중재-93	김영춘	김해시 한림면 용덕로 199번길 32-20	344-2172	절단, 분쇄시설	5	200	2010-04-27	2010-04-27	364
		동호수지	중재-94	현동호	김해시 상동면 동북로1109번길 20	338-3042	압축시설	4		2013-06-20	2013-06-27	720
		㈜글로벌그린	중재-95	김숙연	김해시 한림면 안곡로 251-1	342-0863	선별,파쇄시설	80		2013-07-01	2013-07-08	69
		동원환경	중재-96	장미숙	김해시 한림면 김해대로 927번길 312	337-2712	퇴비화(발효건조)시설 (50㎡×4, 19.1톤/일×4)	76		2013-07-25	2013-08-05	2,105
		㈜세빛	중재-97	이현준	김해시 생림면 마사로 12-53	329-4808	파쇄,탈수시설	6		2002-12-20	2002-12-16	766
		볼코리아	중재-98	이종권	김해시 주촌면 서부로 1409번길 67	323-1922	건조시설	7		2010-06-01	2010-06-01	0
		거창수지	중재-99	배명자	김해시 주촌면 서부로 1541	329-4511	분쇄,탈수시설	10		2000-02-01	2000-02-01	706
		일원에스엔티㈜	중재-100	신인수	김해시 진례면 서부로 910-6	343-8777	분쇄,선별시설	160		2013-10-10	2013-11-15	141
		㈜이앤에이치	중재-101	진대천	김해시 상동면 동북로 1109번길 47-20		압축시설	20		2013-10-16	2013-10-28	0
		신유성산업	중재-102	정영섭	김해시 생림면 나전로 396-48	323-1490	분쇄, 용융시설	4		2001-08-31	2001-08-31	479
		태영상사	중재-104	김남숙	김해시 진례면 고모로 216번길 168-67	345-9934	분쇄,절단시설	2		2001-03-08	2001-03-08	125
		아주산업	중재-105	손이문	김해시 한림면 김해대로 1031번안길 61		분쇄,절단시설	5		2013-11-25	2013-12-09	22
		형제수지	중재-106	강이연	김해시 주촌면 내삼리 737-1	327-3675	분쇄시설	13		2013-12-06	2013-12-10	128
		우진산업	중재-107	박운룡	김해시 생림면 마사로 15-10	338-7138	분쇄시설	12		1997-09-18	1997-09-18	2,444
		㈜건세산업	중재-108	배준혁	김해시 한림면 김해대로 916번길 78-1	343-1985	탈피,절단시설	38		2013-12-18	2013-12-26	0

구분		업 체 명	등록·관리번호	대 표 자	소 재 지	전화번호	시설명	처리능력 (톤/일)	설치비 (백만원)	허가(승인)일 (년.월.일)	사용시작일 (년.월.일)	2013년 처리량(톤)
시도	시군구											
경남	밀양시	㈜덕산금속	제2000-2호	최창호,정영두	밀양시 청도면 인산1길 23	353-7970	파쇄,건조	60	1,500	1998-09-08	1998-09-08	4,653
		경원휄트공업사	제2001-1호	우경숙	밀양시 부북면 사포공단1길 25-16	354-9411	절단	1	10	2001-03-17	2001-03-17	0
		영진산업	제2007-3호	정은희	밀양시 무안면 신연로 584		압축	8	80	2007-06-13	2007-09-06	1,661
		종합환경산업	제2010-3호	김은선	밀양시 초동면 신연로 519	391-7227	파쇄	67	1,000	2010-06-28	2010-06-28	8,413
		정수유통㈜DR사업부	제2011-3호	오정택	밀양시 초동면 금포길 12-22	391-7512	파쇄,건조	4	89	2011-03-28	2011-03-28	1,719
		문창환경	제2012-1호	장원숙	밀양시 초동면 범평로 161		파쇄	26	250	2011-07-13	2012-01-26	3,346
		밀양수지	제2012-5호	임혜옥	밀양시 초동면 초동로 536-5		파쇄	4	25	2012-03-16	2012-04-03	217
		신만물환경	제2011-2호	이종락	밀양시 추화산성길 29	351-4886	압축,파쇄	16	300	2011-05-16	2011-05-16	1,346
		㈜대한특수금속	제2011-13호	이창우	밀양시 추화산성길 15	351-0949	탈피,압축	10	100	2012-06-05	2012-06-18	1,730
		창성	제2013-5호	김용우	밀양시 초동면 범평로 103-1	391-2177	분쇄	20	45	2013-07-09	2013-07-23	57
		㈜대경리사이클링	제2013-13호	이옥렬	밀양시 초동면 성덕2안길 194	356-6607	파쇄	56	100	2013-12-23	2013-12-30	0
	거제시	거가플라스틱	허가23호	하광호	장목면 옥포대첩로 1449		파쇄기	2	20	2012-12-10	2012-12-10	40
		㈜거운산업	허가2013-1	장종순	장목면 외포리423-2	055-636-7163	파쇄기	1	10	2013-03-01	2013-03-01	54
	양산시	(주)옥천유지	웅상-재-1	조현범	매곡동 984-34	365-5104	정제(반응시설)	17	300	2011-09-09	2011-09-20	738
		동현에너지	웅상-재-3	구본욱	용당동 429	363-2154	분리분쇄시설외	120	90	2008-02-28	2008-03-03	3,197
		원남금속	웅상-재-5	장무광	소주동 11-7	386-6553	절단시설	2	50	2011-11-24	2011-12-02	23
		(사)한국한센총연합회복지지원사업단	웅상-재-9	이길용	둘넘길 42(소주동)	372-3453	절단시설	24	400	2012-07-20	2012-07-27	-
		현대드럼	6A	권일술,박억선	소주동 931	388-7100	세척시설	11	60	2010-01-05	2010-01-26	113
		ACE환경	9A	황정녀	용당동 920번지	363-8799	분쇄시설외	25	60	2011-07-26	2011-07-29	-
		금성화학	웅상(재)-12	이해국	주진동 499	365-0769	분쇄시설외	10	120	2003-06-26	2003-06-26	-
		이레자원	웅상(재)-24	권생균	용당동 31		분쇄시설외	1	30	2009-06-18	2009-06-18	10
		대양실업	제3호 (2011.09.08)	배용택	어곡터널로 38(유산동)	385-5863	압축시설	6		2011-09-08	2011-09-08	-
		㈜다성	제5호 (2009.07.02)	서오용	유산공단 10길 60-39(유산동)	362-1834	파쇄시설 외	8		2009-07-02	2009-07-02	2,443
		대신금속	제6호 (2012.03.13)	이성우	하북면 용연로 23	375-5800	분리시설 외	4	100	2012-03-13	2005-09-13	333
		㈜한국환경정유산업	제7호 (2012.03.16)	방정매	산막공단남7길 7-3(호계동)	385-4171	분쇄시설 외	5	100	2012-03-16	2007-11-12	743
		부흥상사	제8호 (2012.07.13)	김순자	북정공단1길 97(북정동)	375-1044	절단시설 외	2		2012-07-13	2012-07-13	93
		이동산업 (한국산업폐기물)	제9호 (2012.09.19)	박출용	유산공단 1길 50(교동)	385-4085	분쇄시설 외	8		2012-09-19	2012-09-19	24
		㈜홍익이엔아이	제10호 (2010.12.8)	박주일	상북면 공원로3길 36	365-6807	분쇄시설 외	35	150	2010-12-08	2010-12-07	1,297
		㈜태영자원	제11호 (2010.08.26)	박가현	상북면 소토로 126	375-5119	압축시설	8	20	2010-08-26	2010-08-26	-
		경남수지	제12호 (2007.05.21)	고재용	상북면 소토1길 33-16	374-2269	절단시설 외	3		2007-05-21	2007-05-21	508
		㈜SH산업 제2공장	제13호 (2012.04.13)	김정은	산막공단북3길 25(산막동)	366-3280	탈피시설 외	46		2012-04-13	2012-04-13	121
		㈜좋은환경	제14호 (2006.07.04)	황인열	상북면 오룡길 179	051-365-0045 055-374-2295	압축시설	12		2006-07-04	2006-07-04	-
		유진	제15호 (2011.01.27)	구대업	상북면 소토2길 29-22	374-1170	분쇄시설	8		2011-01-27	2011-01-27	2,705
		선영산업	제16호 (2004.02.24)	김중진	상북면 수서로 46	375-5780	절단시설	1		2004-02-24	2004-02-24	-

구분		업 체 명	등록·관리번호	대 표 자	소 재 지	전화번호	시설명	처리능력 (톤/일)	설치비 (백만원)	허가(승인)일 (년.월.일)	사용시작일 (년.월.일)	2013년 처리량(톤)
시도	시군구											
경남	양산시	유일산업㈜	제17호 (2001.06.01)	대표이사 박승해	어실로 415(어곡동)	388-4593	분쇄시설 외	50		2001-06-01	2001-06-01	-
		(복지)한국사회복지협희외	제19호 (2005.08.22)	차홍봉	하북면 용연로 23	375-5800	분리시설 외	3	100	2005-05-22	2005-05-22	128
		㈜광원산업	제20호 (1996.04.24)	구수회	하북면 용연로 10	387-0001 fax 374-2880	절단시설 외	8		1996-04-24	1996-04-24	2,101
	의령군	㈜청도산업	제2007-1호	김두봉	정곡면 가현리 백곡리 378-1	574-9990	기계적재활용 (파쇄,분쇄)	70	700	2007-03-14	2007-03-23	126
	함안군	㈜알앤텍	67	이용순	군북면 여명로 213		정제,유수분리	20	3,000	2012-03-14	2012-03-15	7,114
		삼화상사	10	안경오	가야읍 발채1길 34	584-0110	건조	100	762	1997-08-13	1997-08-13	3,805
		㈜화림	21	대표이사	군북면 유전1길 31	583-8063	분쇄,압축,건조	90	200	2000-06-19	2000-06-19	25,206
		홍정자원㈜	45	김익수	군북면 명관로 63	585-2240	건조	12	120	2004-05-13	2004-05-13	1,595
		태경플라스틱	91	박상봉	칠원면 무기로 199	587-1473	파쇄	5	10	1996-03-21	2003-09-01	48
		현대수지	100	서윤덕	법수면 장백로 935		분쇄	10	10	2010-02-11	2010-02-16	142
		㈜에스앤비	101	조용민	칠북면 유계길 90	587-7826	압축	160	668	2013-10-17	2013-11-07	0
	창녕군	㈜덕영에너지	제2007-1호	제갈종식	대합면 대곡리 299-1	532-9828	파쇄분쇄	100	300	2007-02-06	2007-02-06	33,535
		보성재생에너지㈜	제2010-1호	이채일	계성면 명리 285	526-0049	유수분리	40	500	2010-03-26	2010-03-26	7,635
		㈜동명산업	제2011-1호	김호태	도천면 도천리 565	526-0044	탈피	6	200	2011-07-28	2011-07-28	0
		㈜대연산업	제2011-2호	임은희	대합면 평지리 1273	532-9557	파쇄분쇄	40	500	2011-11-21	2011-11-21	7,228
		(합)도천위탁영농	제2012-2호	이상규	도천면 도천리 605		압축	16	200	2012-02-28	2012-02-28	0
		부일수지	제2013-14호	정온	장마면 동정리 616-2	536-1204	파쇄분쇄	10	200	2001-08-30	2001-08-30	0
		우진산업포장	제2013-4호	천진영	계성면 봉산리 299-10	536-0542	절단	2	100	2007-08-24	2007-08-24	561
		㈜무한산업자원	제2013-25호	문용호	대지면 용소리 739		절단	16	300	2013-09-23	2013-11-28	0
	고성군	경남자원㈜	제중간-1호 (2001.09.21.)	박수백	고성군 구만면 영회로 2019-39	055-673-0203	파쇄,분쇄	134	1,000	2001-09-21	2001-09-22	8,975
	하동군	㈜그라코 하동지점	2007-00002	왕호성	하동군 진교면 술상리 560-16	055-883-6781	파쇄시설	189	594	2007-06-19	2007-06-19	321,993
	거창군	푸른환경㈜	2011-3 (2011.12.16)	최정환	거창읍 정장리 88-1	941-1335	파쇄시설	90	90	2011-12-16	2011-12-16	7,256
		거창수지	2011-4 (2011.12.16)	손병순	거창읍 양평리 1164-1		용융시설	3	3	2011-12-16	2011-12-16	743
제주	소계	25 업체						1,358	9,449			20,618
	제주시	제주수지산업㈜	제재2003-3호	강근보	조천읍 선흘리 4050-1	783-6988	용융	9	653	2012-01-17	2012-01-17	1,256
		광명자원	제재2009-11호	이정욱	조천읍 와흘리 816	721-3167	파쇄분쇄	10	80	2011-11-18	2011-11-18	1,617
		㈜홍남개발	제재2010-6호	김주언	조천읍 북촌리 1012	783-8221	파쇄분쇄	80	50	2012-03-13	2012-03-13	99
		㈜더존환경	제재2010-8호	강복희, 선민	애월읍 유수암리 360-1	799-0075	파쇄분쇄	3	50	2011-11-07	2011-11-07	19
		서광산업㈜	제재2011-1호	방주원	애월읍 소길리 1076-2	799-8272	파쇄분쇄	80	150	2012-03-14	2012-03-14	859
		㈜진성알앤피	제2006-64호	부경일	조천읍 북촌리 1933-1		파쇄분쇄	10	370	2013-07-17	2013-07-17	0
		㈜오름산업	제2006-63호	김영규	조천읍 선흘리 1770	755-1953	파쇄분쇄	10	250	2013-07-17	2013-07-17	303
		㈜ 미래제주	제2000-22호	이영륜	애월읍 상가리 219	799-7800	파쇄분쇄	304	496	2013-06-27	2013-06-27	5,788
		제주산업㈜	제9호	조경식	회천동 294-22	721-8882	파쇄분쇄	90	470	2013-05-28	2013-05-02	1,545
		혁성자원	제2008-2호	김영수	화북2동 915-2	721-2541	파쇄, 용융	34	175	2013-08-06	2013-08-06	902

구분		업 체 명	등록·관리번호	대 표 자	소 재 지	전화번호	시설명	처리능력 (톤/일)	설치비 (백만원)	허가(승인)일 (년.월.일)	사용시작일 (년.월.일)	2013년 처리량(톤)
시도	시군구											
제주	제주시	유창토건㈜	제2008-4호	서호석	한림읍 명월리 251-4	746-8891	파쇄분쇄	25	2,000	2013-06-18	2013-06-18	1,267
		㈜대주환경자원	제2008-6호	전춘주	화북2동 3119-1	722-8233	파쇄분쇄	12	57	2013-07-22	2013-07-22	832
		㈜청봉환경	제2008-7호	강혜숙,김남식	봉개동 82	723-8992	파쇄분쇄	144	236	2013-10-01	2013-10-01	611
		㈜제주리사이클링센터	재2009-8	유영욱	조천읍 대흘리 1997	782-5665	파쇄분쇄	10	1,500	2013-06-05	2016-06-05	1,617
		정우산업개발㈜	제재2009-9호	황수명	애월읍 소길리 산120	799-8088	파쇄분쇄	80	40	2013-07-17	2013-07-17	119
		일신	제2010-3호	양영철	애월읍 고성리 1064	724-0687	파쇄분쇄	9	50	2011-07-24	2011-07-24	182
		신라	제2011-3호	김승환	조천읍 함덕리 65-5	782-3366	용융	5	2,000	2013-08-26	2013-08-26	136
		영진기업㈜	제2013-1호	김종배	제주시 조천읍 와흘리 464	782-5900	파쇄분쇄	80	200	2013-02-19	2013-02-19	4
	서귀포시	㈜제주환경	2012-재활1	이창현	서귀포시 대정읍 서림중앙로 195	064-794-5599	파쇄분쇄	32	220	2007-08-08	2007-08-08	27
		동남산업㈜	2012-재활4	이추자	서귀포시 토평공단로106번길 18(토평동)	064-732-3653	파쇄분쇄	20	27	2012-03-06	2012-03-06	1,967
		탐라산업환경	2012-재활5	정재원	서귀포시 토평공단로139번길11(토평동)	064-732-4200	파쇄, 압축, 용융	4	200	2012-05-23	2012-05-23	671
		일승산업㈜	2012-재활6	손성엽	서귀포시 성산읍 중산간동로4364-64	064-763-5413	파쇄분쇄	25	25	2012-07-12	2012-07-12	-
		성진산업㈜	2012-재활7	양창인	서귀포시 남원읍 위미항구로 502	064-764-5650	파쇄분쇄	120	30	2012-08-23	2012-08-23	289
		칠십리자원	2012-재활8	김진혁	서귀포시 토평공단로115번길 48(토평동)	064-739-0805	파쇄, 압축, 선별	160	75	2012-09-25	2012-09-25	435
		모슬포자원	2012-재활9	박재욱	서귀포시 대정읍 대한로 383-53		용융	2	45	2012-11-23	2012-11-23	73

8. 폐기물 처리업체 현황

바. 최종재활용업체

구 분		업체명	등록·관리번호	대표자	소재지	전화번호	시설명	처리능력 (톤/일)	설치비 (백만원)	허가(승인)일 (년.월.일)	사용시작일 (년.월.일)	2013년 처리량(톤)
시도	시군구											
전국	합계	320 업체						52,358	228,254			3,303,867
서울	소계	1 업체						96	0			17,033
	강서구	㈜아스테크	2004-1	이건욱	방화동 30-3	2666-5723	용융시설	96	0	2014-3-14(변경허가)	2014-03-14(변경허가)	17,033
부산	소계	13 업체						652	61,058			64,970
	영도구	정진기업	제2000-1호	김기정	태종로 537-5(동삼동)	051-403-5100	믹싱롤, 성형유압기, 제단기, 크로커믹싱롤	2	40	2000-01-01	2000-01-01	142
	남구	감만타이어	제2013-2	김봉술	홍곡로231(용당동)	051-625-3423	절단기(10HP1대)/차량 1대	4	100	2013-09-13(변경허가)	2013-09-13(변경허가)	634
	사하구	(주)남양수지	제2004-7호	조동복	보덕포1길 99-1(장림동)	261-3026	용융	31	200	2013-06-07	2013-06-07	143
		부산패션칼라	제2010-4호	백성기	신산로13번길 33(신평동)	200-0590	분쇄,용융	10	310	2012-01-31	2012-01-31	757
	강서구	㈜서희건설	제2012-3호	낙선기 외	한적길 74(생곡동)	972-9172	파쇄,선별,분해	200	24,000	2012-06-26	2012-06-26	56,761
		㈜젤텍	제2013-1호	양주환	녹산산업중로 161(송정동)	831-4761	절단,정제,반응	100	30,000	2013-03-06	2013-03-06	4,439
	기장군	고려알엔피	제20호	박경규	정관면 상곡1길27-23	728-4674	분쇄,배합	3	130	2005-12-26	2005-12-26	541
		협성리사이클링9주)	제2006-1호	정윤조	정관면 산단4로2-72	727-7450	파쇄,압축	17	90	2002-11-20	2002-11-20	369
		고려마이카	제2004-5호	김이근	정관면 상고1길106	508-1369	쥬빙,용융	2	80	2004-11-02	2004-11-02	270
		기장수지	제25호	박종묵	정관면 예림2길 40	728-4205	분쇄	2	30	2007-05-29	2007-05-29	326
		(주)선진환경기술	제2008-3호	김효석	정관면 산단7로 92-34	728-7557	파쇄,건조	81	3,500	2008-04-25	2008-08-07	434
		NC부산(주)	제2009-1호	강병영	정관면 산단로642	727-1111	파쇄,건조	200	2,500	2008-12-26	2009-04-23	123
		(주)세광섬유	제2010-1호	남시학	정관면 산단5로10-221	728-5557	절단	1	78	2010-03-05	2010-05-05	31
인천	소계	1 업체						1	1,200			246
	중구	동화기업㈜	2012-1-1	대표이사	월미로164(북성동1가)	032-770-9274	파쇄.분쇄시설	1	1,200	2012-01-03	2012-01-03	246
광주	소계	5 업체						148	6,883			16,240
	남구	㈜성주환경	2011-1	염민섭	양과동 산남로 674	062-655-9551	기계적재활용시설	98	5,500	2011-12-20	2011-12-20	13,459
	북구	㈜금광공사	북-1	김환국	불태1로8(대촌동)	971-0243	파쇄	22	163	2011-10-28	2011-10-28	0
		㈜)태봉	북-33	이봉상	양일로159-30(일곡동)	571-6470	기타	10	500	1999-07-26	2000-01-11	2,560
		대영자원㈜	북-41	이병노	동배들길 61(동림동)	514-8801	분쇄	10	600	2002-07-02	2002-07-02	25
	광산구	㈜대광스치로폴	2012-9	한갑호	광산구 손재로 436-54(오선동)	959-2240	파쇄·분쇄·탈피시설	8	120	2012-05-25	2012-05-25	196
울산	소계	64 업체						3,079	80,290			275,349
	남구	SK케미칼(주)	82	대표이사	처용로 718(황성동)	279-1720	소각시설	438	30,000	2011-01-07	2011-01-07	64,996
	울주군	㈜세진메탈	울주-최종-1	대표이사	온산읍 원봉로 15	052-239-3451	용해시설	364	800	1999-01-23	1999-01-23	20,034
		㈜삼정화학	울주-최종-2	전용태	상북면 봉화로 333	052-264-8871	분쇄·압출시설	47	70	1991-07-18	1991-07-18	0
		㈜경신산업	울주-최종-3	대표이사	웅촌면 밭마당길 39	052-256-1707	분쇄시설	18	1,200	2003-01-15	2003-01-15	5,378
		영안C&R	울주-최종-4	백상구	삼남면 상천로 68	052-263-8624	파쇄·용융시설	2	40	1992-05-18	1992-05-18	0
		㈜세종화학	울주-최종-5	이기원	삼남면 공암공단1길 65	052-263-8772	분쇄·용융시설	3	900	1992-08-31	1992-08-31	142
		유화실업	울주-최종-7	정춘자	청량면온산로 644	052-267-0077	분쇄·용융시설	4	50	1996-08-17	1996-08-17	451
		㈜부광화섬	울주-최종-8	정현봉	삼남면 반구대로 199	052-264-8716	분쇄·용융시설	6	2,100	1993-03-16	1993-03-16	140
		㈜신원산업	울주-최종-9	백인기	삼동면 삼동로 820-14	052-264-3399	파쇄·용융시설	20	1,900	1997-10-16	1997-05-10	378
		㈜에코솔루텍	울주-최종-10	정근업	삼남면 가천금사길 230-8	052-264-8521	분쇄·혼합시설	10	2,000	1997-10-16	1997-10-16	173

구 분		업체명	등록·관리번호	대표자	소재지	전화번호	시설명	처리능력 (톤/일)	설치비 (백만원)	허가(승인)일 (년.월.일)	사용시작일 (년.월.일)	2013년 처리량(톤)
시도	시군구											
울산	울주군	신한기업	울주-최종-11	최영길	두동면 봉계농공길 17-8	054-264-9515	파쇄·용융시설	12	40	1997-11-03	1997-11-03	1,038
		성보수지	울주-최종-12	박영춘	웅촌면 은현작동로 117	052-260-8018		2	70	1998-04-24	1998-04-24	791
		태성산업	울주-최종-13	김영순	삼남면 사촌신복로 410-15	052-264-3478	분쇄·성형시설	40	80	1998-04-24	1998-04-24	10,346
		㈜명신비료	울주-최종-14	마종준	삼동면작동로 335-6	052-264-8951	퇴비화	168	1,900	1997-08-13	1997-08-13	22,660
		㈜환경산업	울주-최종-17	대표이사	온양읍 광청로 382	052-238-6682	분쇄시설	6	800	2000-02-21	2000-02-21	268
		동광산업	울주-최종-19	유현선	삼남면 강당로 36	052-262-8885	용융·압출시설	2	500	2000-12-26	2000-12-26	178
		㈜케이씨씨언양공장	울주-최종-20	대표이사	언양읍 울산역로 148	052-255-5500	건조·냉각시설	0	900	2001-04-24	2001-04-24	33
		일신상사	울주-최종-21	이성재	청량면 용암길 19	052-238-5257		2	80	2001-07-16	2001-07-16	123
		㈜광역리텍	울주-최종-22	박형섭	청량면 화창1길 22	052-227-5686	분쇄·세척시설	6	1,000	2002-11-15	2002-11-15	1,018
		동진엔프라	울주-최종-24	박종호	두서면 반구대로 1595	052-254-5158	분쇄·용융시설	4	1,700	2002-08-27	2002-08-27	914
		삼흥산업	울주-최종-25	윤미숙	웅촌면 고연로 271-5		성형·절단시설	2	800	2002-11-02	2002-11-02	479
		㈜전경	울주-최종-28	이인근	언양읍 고하길 74-18	052-264-0566	용융·절단시설	4	1,000	2004-04-08	2004-04-08	0
		두전㈜	울주-최종-31	황경연	삼동면 사촌신복로 367-21	052-264-3579	퇴비화	60	1,750	2004-06-05	2004-06-05	1,769
		준호산업	울주-최종-32	이재덕	웅촌면 고연공단2길 26		용융시설	10	900	2004-12-10	2004-12-10	578
		금호환경산업	울주-최종-35	윤인길	웅촌면 은현공단1길 16	052-268-6262	파쇄·세척시설	2	90	2005-10-24	2005-10-24	86
		㈜창윤	울주-최종-36	김목한	웅촌면 대복동천로 52		파쇄시설	30	1,200	2005-11-04	2005-11-04	0
		한진산업㈜	울주-최종-37	김덕규	웅촌면 곡천리 43-1	052-225-5591	혼합시설	60	3,500	2006-02-24	2006-02-24	11,520
		세림수지	울주-최종-38	이향숙	삼남면 강당로 22	052-254-7001	용융시설	3	900	2006-03-28	2006-03-28	84
		명성산업	울주-최종-39	정순선	삼남면 장제길 2-1	052-254-0599	용융시설	3	700	2006-05-18	2006-05-18	845
		㈜포리텍	울주-최종-40	이명숙	삼동면사촌신복로 116	052-264-8660	분쇄·세척시설	22	1,700	2006-07-18	2006-07-18	6,593
		종미수지	울주-최종-41	박종태	삼동면 보은로 258-15	052-254-7949	성형시설	4	40	2006-11-16	2006-11-16	980
		㈜대동아스콘	울주-최종-42	김종국	두서면 반구대로 1537	052-262-5962	파쇄·용융시설	200	70	2007-03-26	2007-03-26	0
		금오케미칼㈜	울주-최종-43	대표이사	웅촌면 은현공단2길 29	052-269-8108	용융시설	13	2,400	2007-04-19	2007-04-19	5
		명성목재산업	울주-최종-47	최수만	웅촌면 은현작동로 207-1	052-223-5946	수리	4	70	2007-12-18	2007-12-08	154
		현대건설㈜ 외	울주-최종-49	대표이사	서생면 신암리 산256	052-240-4000	혼합시설	10	70	2008-08-06	2008-08-06	203
		태도리소스	울주-최종-50	김광석	웅촌면 고연공단3길 28	052-268-5457	용융시설	3	500	2008-11-10	2008-11-10	895
		㈜그린이엔텍	울주-최종-52	대표이사	온산읍 산성길 76	052-238-5888	퇴비화	50	2,400	2009-01-15	2009-01-15	0
		한미실업㈜	울주-최종-54	대표이사	두서면 전읍농공길 40	052-262-6336	용융시설	2	1,200	2009-07-29	2009-07-29	0
		대건자원화㈜	울주-최종-55	대표이사	삼동면 암리2길 98	052-265-4476	퇴비화	50	1,400	2009-10-15	2009-10-15	3,888
		하나산업㈜	울주-최종-56	한석운	두서면 서하구량길 196-17	052-264-1618	농축·건조시설	10	1,200	2009-11-05	2009-11-05	2,373
		K.T.R	울주-최종-57	신상면	웅촌면 은현작동로 35-13	052-268-0601	압착시설	6	2,100	2009-11-13	2009-11-13	1,517
		시피케미칼㈜	울주-최종-58	정수영	삼동면 작동음달길 37	052-263-3222	용융시설	24	400	2009-12-03	2009-12-03	1,003
		웰스코리아㈜	울주-최종-59	강대종	청량면 화창길 108	052-258-6830	파쇄시설	2	200	2010-01-11	2010-01-11	0
		KG케미칼㈜	울주-최종-61	대표이사	온산읍 당월로 322	052-231-1740	사료화	75	2,400	2010-02-16	2010-02-16	17,832
		㈜삼영하이테크	울주-최종-63	손영숙	두서면 반구대로 1635-6	052-262-8204	응축시설	3	80	2010-04-05	2010-04-05	0
		드림인더스트리	울주-최종-64	지진호	웅촌면 은현작동로 35-19		용융시설	10	90	2010-05-13	2010-05-13	760
		배성산업	울주-최종-66	박정원	웅촌면 고연로 271-11		분쇄시설	30	2,100	2010-08-19	2010-08-19	4,276
		미래산업	울주-최종-67	김혜자	웅촌면 고연공단3길 25		파쇄·용융시설	2	1,800	2010-09-16	2010-09-16	311

구 분		업체명	등록·관리번호	대표자	소재지	전화번호	시설명	처리능력 (톤/일)	설치비 (백만원)	허가(승인)일 (년.월.일)	사용시작일 (년.월.일)	2013년 처리량(톤)
시도	시군구											
울산	울주군	대성산업	울주-최종-69	김희준	웅촌면 고연공단5길 57-7		용융시설	16	120	2010-12-17	2010-12-17	298
		㈜태천	울주-최종-74	대표이사	범서읍 정지불길 119	052-248-9936	혼합시설	7	110	2011-05-24	2011-05-24	2,003
		코리아리사이클링㈜	울주-최종-77	정의상	온산읍 해맞이로 1837-9	052-239-2943	혼합시설	100	240	2011-08-12	2011-08-12	0
		삼성에코	울주-최종-78	이영실	웅촌면 당고개1길 17	052-225-4589	용융시설	12	120	2011-08-12	2011-08-12	315
		㈜대경오엔티	울주-최종-80	대표이사	삼동면 암리하방길 74		사료화	50	80	2011-10-04	2011-10-04	28
		㈜에스엠씨	울주-최종-82	서준혁	온산읍 처용산업로 129-56	052-260-2002	혼합시설	160	100	1997-12-17	1997-12-17	0
		동우금속	울주-최종-85	이숙희	웅촌면 물건너길 22-11		성형시설	27	100	2011-12-05	2011-12-05	0
		㈜세진메탈	울주-최종-88	전규수	온산읍 원봉로 15	052-239-3451	용융시설	250	1,000	2012-03-12	2012-03-12	68,991
		부산주공㈜2공장	울주-최종-89	장세훈	온산읍 처용리 신일반사업단지 3-1	052-239-3880	재이용	12	900	2012-03-13	2012-03-13	59
		트리플제이인터내셔널㈜	울주-최종-90	최영배	온양읍 광청로 394-29	052-716-0800	성형시설	4	50	2012-03-27	2012-03-27	660
		㈜유성당월공장	울주-최종-91	류해렬	온산읍 언자로 52	052-240-7325	파쇄시설	240	30	2012-04-02	2012-04-02	36
		경성폴리머	울주-최종-95	강병재	웅촌면 갓골길 15		분쇄시설	10	50	2012-07-26	2012-07-26	2,228
		한용금속㈜울산공장	울주-최종-96	박중근	온산읍처용1길 11	053-856-8211	용융시설	200	100	2012-08-18	2012-12-11	27
		덕 양	울주-최종-97	권영희	상북면 지화길 90		절단	1	10	2013-05-16	2013-05-27	0
		㈜경남자원	울주-최종-98	장태일	삼동면 암리하방길 76	052-716-2330	정제,용해	60	50	2013-06-03	2013-06-04	2,321
		㈜알테크노메탈	울주-최종-99	대표이사	온산읍 화산1길 30	052-237-0814	용융,분쇄	80	40	2013-06-11	2013-06-21	13,171
세종	소계	1 업체						70	700			14,188
	세종시	연기영농조합법인	2012-20호	대표이사	세종특별자치시 전동면 심중리 191-8	044-863-6270	사료화. 퇴비화	70	700	2012-10-22	2012-11-05	14,188
경기	소계	82 업체						2,965	16,825			183,537
	평택시	㈜동원화학	2005-13	대표이사	고덕면문곡리291-6	031-668-7337	용융시설	2	200	2005-06-09	2005-06-09	328
		가아산업	2011-안-5	대표이사	포승읍내기리680-11	031-683-9561	분쇄시설,용융시설,절단시설	0	500	2011-06-30	2011-06-30	0
	동두천시	(주)거성케미칼무역	2013-02	박정규	갈마지길 223-16(상패동)		파쇄, 분쇄	54	20	2013-09-30	2013-10-15	0
		제승산업	2011-01	윤성식	평화로2120번길 113(송내동)		파쇄, 분쇄, 선별	102	25	2011-04-08	2011-04-08	2,863
		부광목장	1997-20	곽점환	상패동 335	865-5301	사료화·퇴비화	30	100	1997-05-21	1997-05-21	1,214
	고양시	농업회사법인(유)버미팜	2012-0호	서병훈	덕양구 해포길 274-3	02-3159-8830	사육시설	6	520	2012-01-03	2012-01-20	4,000
		㈜알엠에스	2012-13호	김현순	일산동구 공릉천로 209-75	969-0007	파쇄,분쇄	6	80	2012-09-19	2012-10-01	0
	남양주시	서원타이어	제2012-010호	전영문	남양주시 별내면 광전리 434	528-4627	분쇄시설	20	500	1994-09-09	1994-09-09	6,400
		남성수지	제2012-024호	조용남	남양주시 진접읍 팔야리 502-1	031-527-7790	분쇄,용융시설	3	5	1999-02-23	1999-02-23	685
		대성비철	제2012-012호	윤종염	남양주시 오남읍 양지리 605-1	031-575-1229	소각시설	1	45	1999-08-16	1999-11-15	35
		우수산업	제2012-009호	박신자	남양주시 화도읍 창현리 산78-3	031-594-6509	절단시설	11	90	1999-09-10	1999-09-10	740
		종합수지	제2012-014호	김종필	남양주시 진접읍 진벌리 275-5	031-529-9529	용융시설	2	220	2003-05-12	2003-05-12	579
		신정수지	제2012-001호	심혜정	남양주시 진접읍 팔야리 439-2		분쇄,용융시설	12	91	2003-10-07	2003-10-07	2,111
		대승타이어	제2012-013호	이문우	남양주시 진접읍 부평리 436-3	527-8860	절단시설	17	3	2004-01-19	2004-01-19	2,221
		하나수지	제2012-021호	인종팔	남양주시 진접읍 진벌리 496	527-0895	분쇄시설	16	21	2004-09-07	2004-09-07	785
		㈜자원개발	제2012-023호	신현수	남양주시 진접읍 팔야리 515-15	529-1680	파쇄,용융시설	2	40	2004-12-17	2004-12-17	390
		㈜금용	제2012-007호	남용덕	남양주시 진접읍 연평리 217-4외 2필지	528-8819	압축시설	24	15	2005-01-26	2005-01-26	1,735
		두성화학	제2012-029호	구인회	남양주시 진접읍 진벌리 476-6	575-9632	분쇄시설	4	2	2005-10-07	2005-10-07	40
		대성스폰지	제2012-008호	권중수	남양주시 진접읍 금곡리 411	572-3342	파쇄,분쇄시설	2	60	2008-06-25	2008-06-25	85

구 분		업체명	등록·관리번호	대표자	소재지	전화번호	시설명	처리능력 (톤/일)	설치비 (백만원)	허가(승인)일 (년.월.일)	사용시작일 (년.월.일)	2013년 처리량(톤)
시도	시군구											
경기	남양주시	㈜산하	제2011-003호	박성택,전찬기	남양주시 와부읍 월문리 99-1	576-0576	파쇄, 분쇄, 건조	113	100	2008-10-13	2008-10-13	5,079
		㈜덕성타이어	제2012-006호	홍덕기	남양주시 진접읍 진벌리 621-1	574-2708	절단시설	10	10	2008-10-31	2008-10-31	3,493
		광주타이어	제2012-017호	김종석	남양주시 진접읍 부평리 738-2	528-1370	절단시설	10	55	2009-11-26	2009-11-26	220
		한국수지	제2011-005호	허정민	남양주시 진접읍 팔야리 117-4		기타,압축	14	30	2011-12-12	2011-12-12	360
		양지단미사료	제2012-016호	조성원	진접읍 금강로1919-23(팔야리 580)	575-5829	기타	20	20	2010-06-01	2010-06-01	3,410
		동신수지	제2012-011호	박성모	남양주시 평내동 41-5		용융	22	200	2010-11-10	2010-11-10	4,180
		㈜진미환경	제2012-003호	김진광	남양주시 이패동 490-1	595-0021	파쇄,분쇄,용융시설	1	20	2010-12-27	2010-12-27	49
		㈜산수유케미컬	제2012-020호	최영채	진접읍 진벌로223번길20-106(진벌리184-17)	574-0367	파쇄,분쇄시설	17	300	2011-05-06	2011-05-06	3,785
		두리화학	제2012-019호	백황기	남양주시 진접읍 부마로137번길 11-27	575-6606	파쇄,분쇄시설	4	119	2011-07-01	2011-07-01	610
		리텍스	제2012-031호	이동춘	남양주시 진접읍 진벌리 499		압축시설	10	65	2012-05-16	2012-05-16	450
	의왕시	대림공업사	제2000-4호	장태복	고래들길 43	452-1597	파쇄·분쇄, 압축·압출·성형·주조, 카고 1대	4	120	2000-03-14	2000-03-14	144
	용인시	(주)우정테크	2013-16	김문현	처인구 백암면 장평리 267-2	333-7847	파쇄,분쇄,용융	5	75	2013-07-29	2013-07-31	1,200
		평태산업㈜	2013-21	신태술	처인구 백암면 고안리 168-6	323-0283	유수분리,정제	17	63	2013-08-06	2013-08-08	2,501
	파주시	형제수지(주)	2002-4	김예진	광탄면 분수리 458	031-947-3775	파쇄분쇄시설,용융시설	9	40	2002-11-24	2001-08-30	0
	이천시	㈜금비	제2000-3호	고기영	이천시 부발읍 무촌리 25	632-5280	분쇄	180	800	2013-07-29	2013-07-29	19,620
		그린산업	제2001-7호	김윤길	이천시 대월면 대대리 239-4	632-2844	용융	100	700	2013-04-11	2013-04-11	433
		용성화학	제2001-11호	김용순	이천시 설성면 상봉리 17-49		분쇄, 용융	2	50	2013-08-12	2013-08-12	190
		삼영플러스자원	제05-5호	지영배	이천시 설성면 대죽리 352-4	642-1243	분쇄	3	50	2013-07-29	2013-07-29	558
		오성플라스틱	제2009-7호	오세성	이천시 장호원읍 선읍리 288-4		용융, 절단	2	50	2013-08-08	2013-08-08	173
	안성시	일신케미칼	안성40	김규태	원곡면 지문리 69-3	618-1202	분쇄시설,성형시설,사출시설	5	60	2000-12-12	2002-06-10	27
		㈜글로실	안성75	대표이사	서운면 신능리 222-7	671-5331 담당 최종민	용융시설, 절단시설, 건조시설	1	80	2005-10-07	2005-09-23	0
		청솔수지	안성87	오경석	원곡면 성은리 324		분쇄시설	6	200	2007-05-17	2007-04-20	93
		㈜세화산업	안성125	우동기	미양면 양번길201(강덕리 35-5)	031-674-3678 F031-674-1345	분쇄시설	40	300	2011-12-20	2011-10-10	0
		안성수지산업	안성126	이종율	일죽면 고목길 51-18(고은리 1165-9)	F 031-674-2564	분쇄시설	10	300	2011-12-29	2011-10-10	1,200
		코리아리싸이클시스템2공장	안성146	이상국	죽산면 용설로 198-64	02-3215-7362	성형시설	8	250	2013-07-31	2013-09-06	0
	김포시	지이피	제2012-25호	변상원	하성면 원산리 626-10	031-989-8650	파쇄・분쇄・탈피 시설	12	180	1998-04-29	1998-04-29	43
		한국수지화학	2000-10호	정재락	통진읍 옹정리 293-43		압축・압출・성형・주조시설	5	75	2000-11-06	2000-11-06	78
		우진수지	제2012-8호	김용국	월곶면 갈산리 7-12	031-997-4161	파쇄・분쇄・탈피 시설	4	60	2012-03-22	2012-03-22	947
		㈜영남플라스틱	2013-13	정진욱	대곶면 상마리 305-32	031-981-2631	압축・압출・성형・주조시설	10	150	2001-03-12	2001-03-12	1,095
		㈜대성화학	2013-18	김일수	통진읍 가현리 317-5	031-997-2095	용융・용해시설	3	50	2001-09-27	2001-09-27	771
		영신기업사	2013-36	김수경	대곶면 율생리 623-1	031-981-6878	용융・용해시설	3	60	1999-01-09	1999-01-09	90
		경인	2013-46	김남욱	하성면 원산리 270-1	031-983-1244	용융・용해시설	4	63	2009-12-04	2009-12-04	1,013
		일산화학	2013-48	박광선	대곶면 오니산리 289-4	031-987-6042	용융・용해시설	2	60	2007-12-18	2007-12-18	0
		성원플라스틱	2013-56	이석찬	대곶면 거물대리 300-1외1필지	031-989-3236	용융・용해시설	3	60	2006-05-18	2006-05-18	569
		강산수지	2013-61	정동관	하성면 마곡리 159-8	031-984-1332	용융・용해시설	2	60	2011-03-03	2011-03-03	546
		성우수지	2013-65	이상열	대곶면 상마리 305-28		용융・용해시설	5	75	2010-05-17	2010-05-17	379
		상암수지	2013-66	최성구	통진읍 마송리 375-7		용융・용해시설	2	60	2002-04-29	2002-04-29	198
		영진수지	2013-80	김충한	월곶면 고막리 16번지외1	031-981-0144	용융・용해시설	10	75	2000-10-23	2000-10-23	3,085

구 분		업체명	등록·관리번호	대표자	소재지	전화번호	시설명	처리능력 (톤/일)	설치비 (백만원)	허가(승인)일 (년.월.일)	사용시작일 (년.월.일)	2013년 처리량(톤)
시도	시군구											
경기	김포시	대명화학	2013-81	박용순	대곶면 초원지리 592-7	031-989-5966	용융・용해시설	3	50	2000-10-23	2000-10-23	906
		천지산업	2013-87	문정미	대곶면 초원지리 516,512-1,514,516-2,517	031-981-8961	탈수・건조 시설	4	60	2007-07-03	2007-07-03	83
		동경나이론	2013-94	곽진원	통진읍 옹정리 293-19	031-988-5845	용융・용해시설	4	60	2001-09-27	2001-09-27	897
		아진수지	2013-116	서보근	대곶면 초원지리 592-8	031-983-4637	용융・용해시설	2	60	2002-06-18	2002-06-18	676
	화성시	㈜진흥중공업	제166호	박찬양	경기도 화성시 향남읍 발안공단로 139	352-0401	용융, 분쇄, 선별, 반응(중화)시설	1,204	150	2002-04-13	2011-10-24	1,300
	양주시	대명섬유	2013-14	이사옥	은현면 용암리 758-2	859-0578	소각시설	4	300	2013-07-02	2004-07-26	1,040
		동보섬유	2013-03	현동만	은현면 봉암리 124	866 -8241	소각시설	4	700	2013-06-11	2006-05-08	1,387
		유일섬유	2012-01	홍봉기	광적면 가납리 441-4	858-6130	소각시설	4	500	2012-10-25	2006-09-20	955
		정일석재사	2013-10	고정석	은현면 하패리 산51	863-5057	시설없음	45	100	2013-12-01	2004-03-03	200
		㈜골드오키드	2013-1	신동헌	남면 경신리 161-6	863 -3700	소각시설	4	300	2013-01-17	2006-05-24	1,070
		㈜한성실업	2013-09	유재성	은현면 용암리 133	866-9494	소각시설	4	300	2013-11-01	2006-09-08	106
		㈜세계섬유	2013-08	허삼	남면 경신리 161-2,4,10,11,13,14	867-9991	소각시설	6	800	2013-08-01	2005-09-01	211
		㈜영신물산	2013-06	조창섭	남면 경신리 189,191-3,-5,192-3	868-9800	소각시설	29	3,000	2013-08-01	2006-02-13	1,363
		삼승텍스타일㈜	2013-02	채성영	은현면 봉암리 585	863-6900	소각시설	5	500	2014-03-10(변경허가)	2006-07-28	845
		㈜협성그룹	2011-02	권태석	남면 경신리 68-2,-9,-13	863-8871	소각시설	4	300	2011-11-08	2007-10-25	740
		에이스섬유	2013-05	이상백	은현면 도하리 산54, 336	867-0384	소각시설	2	300	2013-07-16	2008-01-28	481
		㈜영텍스	2013-07	김임순	봉양동 362-7	861-5328	소각시설	4	500	2013-08-01	2008-09-02	584
		(주)유림섬유	2012-2	유인호	봉양동 411-7,572-24,-28	866-6100	소각시설	4	300	2012-10-25	2011-05-13	1,127
	포천시	㈜동광그린텍	2009-재-145	배양수	경기도 포천시 영북면 자일리 492-3,-4	031-462-0041	퇴비화 시설	20	10	2009-08-17	2009-08-18	40
	여주시	베올리아이에스앤케이씨 에코싸이클	2001-03	구스타보미게스	가남면 일신로 88	884-4007	파분쇄	200	37	2012-01-02	2003-03-07	25,232
		㈜보림환경임업	2012-07	한철수	강천면 부평리 69	882-8153	파쇄	72	15	2012-12-13	2012-12-13	8,938
		현대환경㈜	2012-08	고광만	가남읍 연삼로 189-12	881-1300	파쇄	128	20	2012-12-13	2012-12-13	18,999
		여주환경㈜	2012-09	구서윤	삼교동 207-3	884-8500	파쇄	128	31	2012-12-13	2012-12-13	27,150
		가남산업개발	2013-07	문형돈	가남읍 대신리길 99-73	031-883-8591	분쇄	52	10	2013-08-01	2013-08-01	493
	연천군	그린환경	2012-5	오인환	미산면 백석리 278	833-7033	사료화	40	800	2000-05-18	2001-01-18	7,914
강원	소계	12 업체						890	2,731			40,734
	춘천시	그린바이오영농조합법인	2012-10	석창민	남산면 추곡고개길 246	261-0046	사료화,퇴비화시설	38	200	2012-08-09	2012-08-09	2,976
	동해시	주식회사 상보산업	제96-7호	임현진	동해시 동해대로 5219(지흥동)	033-532-5353	파쇄분쇄	480	500	2012-08-30	2012-08-30	399
	삼척시	동남수산	92-16	남창현	이사부길 18	573-2211	사료화시설	18	100	2013-07-26	2013-07-26	123
	홍천군	씨오콤	20120004	장동준	북방면 하화계리 95-2	070-8819-5608	연료화시설	10	600	2009-06-19	2009-07-20	392
	횡성군	횡성유기농산	2000-00004	오양순	횡성군 우천면 전재로 140	342-8828	파쇄,분쇄	20	100	2003-03-20	2003-04-01	462
		(주)지오웨이	2007-00001	이주형	횡성군 횡성읍 한우로 650	345-5792	파쇄,분쇄	15	100	2007-04-09	2007-04-20	0
		원풍산업(주)	2012-00001	박지미	횡성군 청정로춘당3길 136	342-9715	파쇄,분쇄	40	200	2009-12-30	2010-01-10	2,955
		서진산업	2012-00002	유지영	횡성군 횡성읍 태기로옥동2길 21	343-5243	파쇄,분쇄	20	100	2005-06-30	2005-07-08	4,870
		(주)대진유리산업	2012-00003	박영순	횡성군 횡성읍 한우로 681-42	345-9588	파쇄,분쇄	120	300	2012-02-22	2012-10-01	45
		㈜기륭	2013-00001	김진수	횡성군 공근면 영서로 570	344-0026	파쇄,분쇄	64	81	2013-01-08	2013-06-13	11,690
		(주)한비삼운	2013-00002	최영상	횡성군 공근면 경강로 974	342-8628	파쇄,분쇄	51	150	2013-01-17	2013-01-23	15,860
	철원군	자연과학산업㈜	제2호	최승준	갈말읍 갈말로 32-31	033-452-6608	정제시설	14	300	2003-08-27	2003-08-27	962

구 분		업체명	등록·관리번호	대표자	소재지	전화번호	시설명	처리능력 (톤/일)	설치비 (백만원)	허가(승인)일 (년.월.일)	사용시작일 (년.월.일)	2013년 처리량(톤)
시도	시군구											
충북	소계	42 업체						7,387	16,364			125,770
	청주시	㈜랜코	2011-5	강우규	흥덕구 송정동 27-1	274-7471	반응, 건조, 혼합시설	1	150	2011-12-16	2011-12-16	13
	충주시	㈜세원리테크	2000-05-01	이승주	충청북도 충주시 용탄농공공1길 35(용탄동)	043-854-2001	PE차막이 안전블럭	1	43	2013-07-26	2013-07-26	311
		동림산업	2005-13	전봉근	충청북도 충주시 주덕읍 제내사락길 87	043-856-5687	pc물받이	3	60	2013-07-26	2013-07-26	0
	제천시	스카이산업	제2007-5호	이주식	제천시 송학면 무도리 828-7	043-652-2552	파쇄/분쇄시설	60	100	2007-03-16	2007-03-16	1,320
	증평군	케이아이씨㈜	1999-1	조용구	증평군 증평읍 중부로 2236-37	043-838-2412	용융	5	20	2013-07-11	2013-07-11	1,777
		㈜덕유	2000-1	정준호	증평군 도안면 모래재로 190-36	043-836-8862	파쇄	8	10	2013-07-22	2013-07-22	62
	진천군	㈜프리텍 제2공장	2010-02	정영철	초평면 오갑리 581	043-532-8191	건조	93	300	2010-10-01	2010-10-01	5,081
		대덕에프알디㈜	2011-04	박현수	이월면 월촌1길 173-13	043-537-0105	분쇄, 혼합	209	7,000	2002-01-21	2002-01-21	34,750
		상림비료	2012-04	이중우	문백면 도하리 574		혼합, 발효	60	250	2012-04-03	2012-04-03	5,798
		㈜주원산오리2공장	2012-09	이우진	문백면 문진로 318	532-2199	탈수, 건조	42	150	2001-01-08	2001-01-08	4,028
		현대플라스틱㈜진천공장	2012-10	양영길	진천읍 덕금로 278-12	532-4472	분쇄	20	100	2010-10-06	2010-10-06	0
		대경산업	2012-11	정강채	이월면 송두4길 56-69	536-1183	용융	12	100	2003-07-23	2003-07-23	0
		㈜웅진산업	2013-01	문진웅	이월면 고등2길 53-1	532-9920	기타	7	50	2012-10-04	2012-10-04	0
		펄프산업㈜	2013-03	우상오	이월면 미잠리 97-4	537-3538	분쇄, 압축	14	400	2013-01-18	2013-01-18	126
		㈜새솔	2013-05	권영광	문백면 옥성리 9-1	532-6588	퇴비	180	200	2013-02-12	2013-02-12	0
		㈜대산에너지	2013-07	윤순옥	진천읍 진광로 168-19	532-1500	용융, 파쇄	124	2,000	2013-04-16	2013-04-16	4,115
		(자)정풍	2013-11	대표이사	초평면 은암리 91-2	043-838-5742	혼합, 발효	75	250	2013-05-21	2013-05-22	26,177
		유니켐	2013-12	나미삼	진천읍 덕금로 145-11	043-534-3453	분쇄, 용융	15	250	2013-06-24	2013-06-24	0
		㈜상산세라믹	2013-13	김홍래	덕산면 귀농1길 121-46	043-536-6058	소성, 건조	10	20	2013-07-02	2013-07-02	2,970
		한일자원	2013-14	오철환	덕산면 합목리 372-41	043-537-3522	분쇄,압축	12	1,200	2013-07-10	2013-07-10	12
		ECO Zone	2013-17	장중철	덕산면 덕금로 553-35	043-532-0847	탈사, 압출	3	200	2013-07-24	2013-07-24	545
		㈜대부산업	2013-18	박영선	이월면 장수로 241-83	043-532-8431	퇴비	200	150	2013-07-26	2013-07-26	22
		생거진천한우영농조합법인	2013-29	박승길	이월면 장양길 227	043-534-8558	혼합, 발효	30	300	2013-09-09	2013-09-09	3,512
		한들영농조합법인	2013-30	이상원	덕산면 인화길 113	043-536-9700	혼합, 발효	70	150	2013-09-11	2013-09-11	21,880
		㈜지산산업	2013-31	이종근	덕산면 인화길 113	043-536-9703	퇴비	80	150	2013-09-11	2013-09-11	0
		㈜농경	2013-34	구창희	덕산면 초금로 894-24	043-537-1425	발효	2	100	2013-10-11	2013-10-11	0
		진양테크	2013-35	서상숙	이월면 송두4길26-45	043-537-5588	용융	15	100	2013-10-11	2013-10-11	54
		태창케미칼	2013-37	박상광	초평면 연암길 113	043-838-7488	용융	12	120	2013-11-04	2013-11-04	2,704
		㈜충북프라스틱	2013-38	박상묵	초평면 구정로 111-1	043-838-5586	용융, 파쇄	8	200	2013-11-05	2013-11-05	4,371
	괴산군	(주)홍익	27	이은희	괴산읍 사창리 45-2	043-832-3630	소성시설	32	91	2009-01-09	2009-01-20	2,980
		한살림축산영농조합법인	2009-6	이제홍	괴산읍 검승리 23	043-833-0052	사료화시설,분쇄시설	12	1,200	2009-06-11	2009-06-11	499
		원창산업	2012-2	이창기	청안면 문방리 92-1	043-838-1700	용융시설,분쇄시설	6	200	2012-11-21	2012-11-21	67
	음성군	태광수지산업사	45	김성윤	금왕 구계 351-1	878-6642 878-7887	용융,분쇄시설	2	90	1995-08-09	1995-08-09	641
		리파인코리아	제2002-10호	권기창	맹동 신돈 43-2	882-6750	용융,분쇄시설	3	90	2002-07-15	2002-07-15	7
		유정산업	제2012-30호	유금희	맹동 두성로 212-9	878-0084	분쇄시설	5	200	2012-11-12	2012-11-12	27
		현대산업	제2012-14호	김상열	대소 성본 649-1	882-2770	분쇄,용융,압축	15	170	2012-04-10	2012-04-10	1,390
		보림화섬	23	정재덕	대소 대풍 574	535-8753	타면,개면시설	2	100	1994-05-06	1994-05-06	532

구 분		업체명	등록·관리번호	대표자	소재지	전화번호	시설명	처리능력 (톤/일)	설치비 (백만원)	허가(승인)일 (년.월.일)	사용시작일 (년.월.일)	2013년 처리량(톤)
시도	시군구											
충북	음성군	㈜유원컴텍제2공장	제2011-03호	최병두	삼성 덕정 938-2	878-6727	용융시설	10	100	2011-04-08	2011-04-08	0
	단양군	성신양회㈜	제2012-3호	대표이사	매포읍 매포길 18번지	420-4612	분쇄시설,소성시설	2,804	0	1992-11-25	1992-11-25	0
		한일시멘트㈜	제2012-5호	대표이사	매포읍 매포길 245번지	420-5655	분쇄시설,소성시설	2,763	0	1993-05-08	1993-05-08	0
		류성내화공업사	제2013-2호	유주형	단양읍 현천리 141-2	422-1114	분쇄시설,선별시설	3	0	2000-01-11	2000-01-11	0
		현대시멘트㈜	제2012-1호	대표이사	매포읍 고양길 95번지	420-8613	분쇄시설,선별시설	360	0	1992-03-06	1992-03-06	0
충남	소계	29 업체						10,389	8,478			394,475
	보령시	㈜오성파워텍	2011-8	이인숙	웅천읍 산업단지길 10-38	933-4227	파쇄·분쇄	40	40	41241	41241	1510.8
							용융	8	8			
		㈜위드스톤	2012-4	임장혁	웅천읍 대창리 215-6번지,7		파쇄·분쇄	1,000	500	2012-11-19	2012-11-19	0
		삼미에너지㈜	2012-5	이홍화	웅천읍 석재단지길 16-51		용융	30	180	2012-10-26	2012-10-26	0
		보령해운개발㈜	2013-3	이규만	주교면 토정로 1047-166	931-7291	정제	1,200	340	2013-06-19	2013-06-19	518
		㈜삼표기초소재 보령FA 공장	2013-5	정대현	오천면 해안로 274	931-9851	정제	960	270	2013-07-29	2013-07-29	248,348
		보령플라이애쉬시멘트산업㈜	2013-3	조문자	오천면 해안로 122	931-1313	선별	3,680	270	2013-12-30	2013-12-30	21,370
		보령플라이애쉬시멘트산업㈜ 주교지점	2013-3-1	조문자	주교면 토정로 662	931-5114	선별	2,240	180	2013-12-30	2013-12-30	0
	아산시	태양수지	2011-18	견준종	둔포면 염작리 87-13	544-2940	용융,절단	2	50	2011-10-21	2011-10-21	606
		(주)자원개발	2011-21	김용석	인주면 인주산단로 65	533-4186	분쇄시설	180	1,800	2011-12-07	2012-02-17	8,960
		어모농장	2012-10	이상두외1	둔포면 아산호로 949-148		퇴비화시설	21	50	2012-04-30	2012-04-30	169
		㈜우진리싸이클	2012-14	우순성외1	염치읍 현대로 243-58	542-9594	용융시설	10	60	2012-05-25	2012-05-25	1,625
		신성산업	2013-03	석동길	도고면 도고산로 641	544-5445	용융,분쇄	4	50	2013-02-14	2013-02-14	0
		(유)푸른들축산	2013-06	이강수	송악면 송악로 430	532-1721	사료화시설	4	50	2013-03-13	2013-03-13	0
		㈜영그린	2013-10	조덕환	음봉면 소동리 21-13	544-3344	분쇄시설	40	30	2013-05-02	2013-05-02	7,782
		자연과 기술	2013-16	대표이사	영인면 창용리 4-6	541-6163	사료화시설	20	200	2013-07-24	2013-07-24	0
		신일상사	2013-18	문연환	둔포면 염작리 87-1	532-7601	용융시설	10	10	2013-07-29	2013-07-29	834
		㈜한솔산업	2013-20	김배기	신창면 궁화리 161-1	541-8881	용융, 용해시설	304	1,500	2013-07-30	2013-07-30	17,896
		가야산업	2013-22	박석재	둔포면 신왕리 160-26		용융시설	4	40	2013-07-30	2013-07-30	540
		대성수지	2013-23	배상부	둔포면 신왕리 35-1	531-9709	절단,용융,파쇄	5	20	2013-09-30	2013-09-30	872
	금산군	㈜지디산업	2012-01	조승익	진산면 묵산리 149-1		파쇄	40	40	2012-04-09	2012-04-09	6,516
	서천군	㈜일아그린	서천-재활용-2	김중경	서천군 서면 마량리 산17	041-951-8170	탈수시설	320	20	2010-01-18	2010-02-04	58,319
		한산케미칼㈜	서천-재활용-3	이생규	서천군 화양면 화한로 423	041-951-2066	용융시설	1	10	2005-01-31	2005-01-31	234
		㈜남전물산	서천-재활용-4	이병익	서천군 장항읍 원수리 450-15	041-956-7207	사료화시설	3	20	2006-07-28	2006-07-28	703
		서천리사이클링㈜	서천-재활용-5	이선희	서천군 화양면 장산로 1632	041-951-0660	파쇄시설	48	20	2010-06-03	2010-07-30	3,636
	예산군	예일아스콘㈜	2012-00012	심명섭	봉산면 봉산로 300-15	338-6900	탈수,건조	150	2,000	2012-10-07	2012-10-08	3,605
		영농조합법인 우촌농장	2013-00012	윤석상	신암면 황금들로 1063-6	338-8647	사료화	35	200	2013-07-24	2013-07-24	4,111
		(주)현대티엠알	2013-00013	이창석	신암면 추사로 460		사료하	20	200	2013-07-26	2013-07-26	6,320
		(주)홍흠	2013-00016	김재석	오가면 충서로 387-11		압출	4	300	2013-10-01	2013-10-07	0
		승미지렁이 농장	2013-00021	정승희	대흥면 손지대숲길 100-42			8	20	2013-12-28	2013-12-29	0
전북	소계	26 업체						11,533	5,687			40,118
	전주시	(유)엘림이엔	2012-02-01	고대곤	완산구 상림동 산188	213-8815	파쇄분쇄시설 탈수건조시설	50	800	2012-05-24	2012-05-24	3,490

구 분		업체명	등록·관리번호	대표자	소재지	전화번호	시설명	처리능력 (톤/일)	설치비 (백만원)	허가(승인)일 (년.월.일)	사용시작일 (년.월.일)	2013년 처리량(톤)
시도	시군구											
전북	전주시	천일제지(주)	2013-00005	이문제,이용제	덕진구 아전1길 27 (팔복동4가)	211-2388	소각보일러	1,950	500	2013-03-12	2013-05-12	1,907
		(주)미래페이퍼	2013-00007	(주)미래페이퍼	덕진구 온고을로 384 (팔복동3가)	214-2018		1,950	2,000	2013-06-11	2013-06-11	10,716
	군산시	한성수지	1998-1	오봉숙	대야면복교리463-7	451-3018	분쇄,절단	5	40	1998-01-18	1998-01-18	787
		그린환경산업	1999-2	박미옥	산북동3574-8	453-8271	분쇄	5	40	1999-05-10	1999-05-10	22
		한성산업	2000-8	양원일	성산면도암리486-0		분쇄,절단,용융	6	50	2000-08-01	2000-08-01	806
		민성화학	2003-4	오석천	옥구읍상평리827-4	467-5263	분쇄,탈수,성형	2	20	2003-09-07	2003-09-07	690
		케이씨환경건설㈜	2003-10	채수백	내초동 193-1	452-9202	파쇄,분쇄	280	227	2003-12-19	2003-12-19	2,431
		쌍용기초소재㈜	2004-2	대표이사	소룡동38-8	472-2200	혼합,분쇄	6,600	630	2004-04-21	2004-04-21	1,468
		군장산업	2005-11	전선수	서수면축동리93-1	453-4114	분쇄	10	80	2005-05-06	2005-05-06	296
		성진산업	2006-2	김은숙	임피면미원리435-2	453-1588	분쇄,절단,탈수,용융	4	100	2006-01-10	2006-01-10	204
		우신환경산업	2007-14	석영화	서수면 금암리4-3	856-5265	분쇄,압축,용융	15	100	2007-09-12	2007-09-12	410
		(유)미래환경수지	2008-5	이준열	나포면옥곤리737	453-9999	분쇄,용융,탈수	6	100	2008-08-25	2008-08-25	731
		세영공사	2009-2	강순애	개정면발산리275-1	451-3971	분쇄,용융	1	80	2009-02-27	2009-02-27	1
		럭키환경	2009-5	장성민	성산면대명리201-3	453-1335	분쇄	60	80	2009-09-07	2009-09-07	2,914
		창대실업	2010-9	이병석	나포면주곡리250-0	453-1038	분쇄	2	20	2010-06-24	2010-06-24	507
		현우기업	2010-11	이상호	성산면도암리561-6	464-8684	분쇄,탈수,성형,절단	3	100	2010-11-24	2010-11-24	1,100
		㈜레코	2011-1	최경규	서수면축동리481		분쇄,용융	8	60	2011-03-15	폐업	0
		㈜엠에스산업	2011-3	최병헌	소룡동1-6	463-7234	선별	50	100	2011-06-21	2011-06-21	10,350
		(주)하이호경금속	2011-5	대표이사	오식도동 876-3	472-1930	파쇄시설, 용융시설, 주조시설	360	130	2011-09-30	2011-07-22	27
		㈜잰글로벌	2013-03	대표이사	비응도동 30-4	070-7560-7395	연료화,정제,냉각,응축, 유수분리,여과	15	80	2013-08-14	폐업	0
		하나E&P	2005-2	이한희	개정면 우산길 35		분쇄,용융	3	100	2005-01-21	2005-01-21	97
	정읍시	㈜새한리싸이클	2011-4	김록수	북면 태곡리 927	535-0746	용융,정제시설	14		2011-11-14	2012-02-16	1
		농업회사법인(유)친환경대현그린	2013-1	김대성,이성민	신태인읍 신태인북길 585	717-7711	혐기성소화시설,바이오가스시설	30		2013-01-07	2013-07-16	224
	남원시	(주)순환자원 남원지점	2006-6	손영배	대산면 비홍로 905		선별시설	5	50	2011-07-23	2011-07-23	0
	무주군	태영우드산업	Jan-08	최영	안성면 장기리 1808-19	063-324-5041	파쇄분쇄시설	100	200	2008-12-16	2008-12-16	939
전남	소계	10 업체						11,440	17,198			2,033,707
	순천시	장복실업	제2013-4호	정호충	순천시 해룡면 정채봉길 131	723-5021	소각시설(보일러)	20	98	2013-08-01	2004-06-25	1,263
	광양시	㈜효석	제2009-4호	대표이사	전남 광양시 제철로 2148-33(금호동)	061-793-7300	파쇄	8,645	4,000	2009-09-17	2009-09-24	1,847,890
	담양군	한솔페이퍼텍㈜	담양 10-1	대표이사	대전면 대치리 1063-2	381-5256	소각시설	90	6,750	2010-12-01	2010-12-01	3,978
	곡성군	㈜가이아	제2010-2호 (2009. 6. 22)	최신묵	겸 상덕 515	061-363-7785	RPF제조시설	140	2,000	2009-06-22	2012-11-19	2,137
	함평군	광복유지	1	박삼찬	함평군 학교면 학교공단길10	061-322-4792	용해시설	50	800	1997-10-27	1997-10-27	18,856
	영광군	선진산업	2_1	신정수	군서면 만곡리 802	353-9040	용융,성형	30	1,500	2013-07-29	2013-07-29	382
	장성군	현대무역	2010-2호	박아름	황룡면 황룡리 4-22	393-4564	파쇄시설	5	10	2010-01-15	2011-02-15	1,245
		㈜고려시멘트	96-1호	강대완	장성읍 영천로 35	390-6300	시멘트소성로	2,400	2,000	1996-08-14	1996-08-14	152,665
		㈜포이엠	2011-1호	전인옥	동화면 용정리 28	395-1100	파쇄시설	10	20	2011-01-18	2011-01-14	184
		한미사료	99-3호	노 현	북이면 달성리 407-38	394-7799	사료화시설	50	20	1999-11-13	1999-11-13	5,107
경북	소계	13 업체						1,808	5,600			64,338
	안동시	㈜성웅	2011-02	김태범	안동시 남선면 농공단지길 14-9	070-7310-1970	기계적재활용시설	1,200	400	2011-12-02	2011-12-02	0

구 분		업체명	등록·관리번호	대표자	소재지	전화번호	시설명	처리능력 (톤/일)	설치비 (백만원)	허가(승인)일 (년.월.일)	사용시작일 (년.월.일)	2013년 처리량(톤)
시도	시군구											
경북	안동시	삼득산업㈜안동지점	2013-01	권오봉	안동시 풍산읍 평지길 182-54	054-859-0034	생물학적재활용시설	55	2,000	2013-06-05	2013-06-05	17,548
	구미시	시엔에스산업	201200020	박창섭	고아읍 산촌2길 25	481-4580	절단	1	150	2012-09-27	2012-09-29	38
		고운(주)	201300050	이영철	시미동 168-22	473-1916	절단	1	150	2003-08-09	2003-08-09	54
	상주시	㈜동국세라믹	25013-8	노덕우	상주시 화서면 중화로 2096	533-1925	파쇄, 분쇄	20	2,000	2013-08-06	2013-08-06	4,346
	문경시	쌍용양회공업(주)	1992-1	홍사승외1	신기동 34	550-1141	분쇄시설	60	100	1992-02-14	1992-08-26	7,483
		금화영농조합법인	2002-11	임욱한	산양면 존도리 369-1	554-1086	퇴비화시설	47	50	2002-10-14	2002-10-14	2,848
		(주)문경에스피씨	2011-1	박승환	마성면 하내리 590-2	572-0505	건조시설	180	100	2011-05-20	2011-05-20	0
		(주)엘림에스앤와이	2-12	김숙	마성면 외어리 1219		건조시설	45	50	2012-10-19	2012-10-29	20
		(주)풍림 문경지점	2006-1	전경옥	신기동 256	553-7700	분쇄시설	41	50	2006-04-26	2006-04-26	0
	경산시	성경산업	사업중간-69	최성현	경산시 와촌면 대동리 290	857-7682	용융시설	8	150	2013-07-31	2013-07-31	1,190
	봉화군	(영)봉화계분비료	2007-2	손범석	봉화읍 문단1길 475	673-0721	발효시설	90	200	2007-06-27	2007-06-27	22,638
		㈜동양그린바이오	2010-1	나종광	봉화읍 망년1길 347	673-3625	발효시설	60	200	2010-03-04	2010-03-04	8,173
경남	소계	20 업체						1,896	5,090			33,163
	창원시	㈜에이치아이에프	44(10.10.28)	유영옥	의창구 대산면 제동리 496-4		사료화	3	500	2011-11-29	2011-11-29	0
		재창산업	46(11.4.29)	함원조	대산면 봉강가술로537번길38	291-3163	용융시설	2		2013-08-14	2008-10-01	196
		우리텍스	2013-00002	배병일	마산회원구 내서읍 호계본동로 25	231-0895	압출시설	1	50	2013-07-22	2013-07-22	28
		대승금속	2013-00003	김봉수	마산회원구 내서읍 수곡로 61-79	232-2906	용융시설	3	50	2013-07-23	2013-07-23	313
		(주)MH에탄올	2013-00005	최동호	마산회원구 내서읍 괄려천남로 25	231-0701	호기성혐기성분해시설	168	1,000	2013-10-01	2013-10-01	2,927
		㈜부영환경산업	창원-47	이용학	진해구 장천동 175-2	542-5384 (본사:02-3744-5701)	파쇄분쇄시설 외	1,200	30	2011-11-04	2011-11-04	13,268
	김해시	신진엔프라	최재-01	박한식	김해시 상동면 상동로 375번길 64-22	329-1735	용융, 건조시설	30		2001-12-12	2001-12-12	412
		금강기업	최재-02	윤연화	김해시 주촌면 서부로 1499번길 112-19	323-5654	건조시설	100		2010-10-25	2011-07-04	3,011
		만물공업사	최재-03	김종규	김해시 한림면 김해대로 835번길 84-1		압출시설	6		2012-01-04	2012-01-04	342
		토프라	최재-04	정민철	김해시 상동면 상동로 375번길 72	322-1701	분쇄, 용융시설	2		2005-12-22	2005-12-22	204
	함안군	㈜한국환경자원	80	조현아	군북면 석교천길 268-2	585-9494	분쇄,탈수,용융	40	650	2013-01-08	2013-06-24	1,030
	창녕군	경남녹화토산업	제2012-3호	안승열	영산면 신제리 940번지		퇴비화	10	500	2012-02-25	2012-02-15	1,163
		덕평테크	제2012-5호	최경환	대지면 효정리 785		용융	2	200	2012-09-20	2012-09-20	0
		㈜마스타월드	제2013-6호	류재욱	대지면 효정리 680-1	533-5315	사료화	60	1,000	2002-04-17	2002-04-17	3,374
		㈜휴텍	제2013-7호	권현달	남지읍 학계리 1064-1	526-5100	용융	14	500	2010-03-02	2010-03-02	847
	남해군	㈜아름산업	Jan-13	서용구	경남 남해군 고현면 남해대로 3243-24	055-864-7461	샌드콘 크라샤	80		2014-01-13(변경허가)		
	함양군	함양산청축협사료공장	제2013-1호	노익한	함양군 수동면 하교내백로 398-2	055-964-0603	사료화생산시설	48	200	2012-03-27	2012-04-03	628
		함양농협친환경사업소	제2013-2호	박상대	함양군 휴천면 목현옥매로 151	055-963-9614	퇴비화시설	85	200	2002-11-16	2002-11-26	0
		농업법인 친환경유기농비료(주)	제2013-3호	이윤재	함양군 수동면 하교내백로 398-2	055-963-7536	퇴비화시설	43	200	2009-03-24	2009-03-24	2,726
	거창군	미래초록산업	2011-05	김정옥	고제면 궁항리 1181		사료화,퇴비화	1	10	2011-12-16	2011-12-16	2,693
제주	소계	1 업체						5	150			0
	제주시	영농조합법인우리자원개발	재재2012-5호	김광곤	한림읍 금능리 407-25	722-8001	사료화시설	5	150	2012-03-02	2012-03-21	0

8. 폐기물 처리업체 현황

사. 종합재활용업체

구 분		업체명	등록·관리번호	대표자	소재지	전화번호	시설명	처리능력 (톤/일)	설치비 (백만원)	허가(승인)일 (년.월.일)	사용시작일 (년.월.일)	2013년 처리량(톤)
시도	시군구											
전국	합계	3,146 업체						454,492	4,204,769			29,695,453
부산	소계	48 업체						2,342	70,039			492,635
	중구	㈜그린테크	2012-03.	신재록	충장대로9번길17(중앙동4가)	463-8582	압축・압출・성형・주조시설	0	20	2013-07-24	2013-07-24	0
	서구	㈜동양/건재부문 부산공장	재-1	박철원, 정성수	원양로 268 (암남동)	051-250-5590	파쇄/분쇄시설	36	2,500	2005-02-07	2005-02-07	6,766
	영도구	현대기업	제2004-2호	김영주	해양로73번길 67(청학동)	051-412-4074	시설없음	4	1,278	2004-11-25	2005-01-29	562
	사하구	서울메탈무역부산지점	제2010-1호	김장수	보덕포1길 55	265-0034	절단,분쇄	80	400	2012-06-29	2012-06-29	2,705
		토성산업	제2004-1호	이동호	감천항로 119(구평동)	265-3801	파쇄	405	200	2013-08-08	2013-08-08	104,275
		동창	제2004-2호	장준환	을숙도대로480번길 17(신평동)	206-2514	용융,분쇄	10	600	2013-10-07	2013-10-07	1,671
		해강냉장	제2004-12호	김성덕	하신중앙로3번길 108(장림동)	265-1471	분쇄	10	200	2013-10-07	2013-10-07	33
		벤처환경개발	제2005-2호	이희숙	구평동 489-2,3	263-2127	파쇄,분리	204	580	2013-05-13	2013-05-13	69,683
		부경시멘트	제2008-4호	이원준	감천항로 211(구평동)	263-3200	선별	8	300	2013-08-02	2013-08-02	0
		현대에프앤씨	제2009-2호	김임선	장림로93번길 21(장림동)	264-2348	분쇄	14	300	2013-08-02	2013-08-02	4,765
		㈜부영개발	제2009-5호	김종각	다산로208번길 44(장림동)	265-3640	선별	276	400	2013-07-02	2013-07-02	34,630
		㈜지원	제2010-3호	이의범	다산로208번길 32(장림동)	317-6076	분쇄	129	670	2013-08-02	2013-08-02	44,713
		㈜GMS21	제사하-7호	조성철	보덕포1길 119(장림동)	263-2327	정제(추출)시설,탈수	6	300	2012-01-23	2012-01-23	201
	금정구	신풍유지㈜	제2011-1호	김동국	공단서로8번길 67(금사동)	529-0050	정제(추출)시설	20	76	2011-01-14	2011-01-14	83
		㈜백산금속	제1호	백종헌,백성윤	동천로7번길79(회동동)	529-9994	분쇄시설,소성시설,도가니로	56	120	1997-10-20	1997-10-20	1,661
	강서구	㈜명호스틸	제2013-10호	이홍규	녹산산단407로92(송정동)	832-2352	선별, 분쇄시설	176	120	2013-07-29	2013-07-29	9,819
		㈜에스에스유화	제2013-8호	서종화	한적길 74(생곡동)	832-9800	분쇄, 용융, 정제시설	52	5,000	2013-06-03	2013-06-03	2,892
		㈜피마	제2013-2호	김영수	녹산산업북로 465(송정동)	831-2857	사료화, 비료화 시설	60	15,000	2013-04-16	2013-04-16	43,317
		남명테크	제2013-11호	이상훈	녹산산단381로12번길 77-25(송정동)	832-2365	선별, 압축성형시설	25	300	2013-07-29	2013-07-29	13,292
		대호수지	제2013-14호	황점녀	녹산산업중로 376(송정동)	831-2731	절단,분쇄,탈수시설	2	200	2013-08-20	2013-08-20	281
		동양수지	제2013-3호	정석종	녹산산단381로12번길13-25(송정동)	831-1246	절단,분쇄,이송시설	4	200	2013-05-09	2013-05-09	402
		부산시자원재활용센터	제2013-7호	김선진	한적길 74(생곡동)	971-2910	분쇄,세척,압축시설	13	11,100	2013-08-02	2013-08-02	4,684
		성우산업	제2012-2호	김명원	녹산산단381로12번길43-9(송정동)	831-0451	분쇄,용융,선별시설	8	300	2012-06-21	2012-06-21	1,274
		삼득산업㈜	제2013-5호	권오봉	녹산산단381로12번길8(송정동)	831-0034	보관, 교반저장시설	250	20,000	2013-05-16	2013-05-16	93,160

구 분		업체명	등록·관리번호	대표자	소재지	전화번호	시설명	처리능력 (톤/일)	설치비 (백만원)	허가(승인)일 (년.월.일)	사용시작일 (년.월.일)	2013년 처리량(톤)
시도	시군구											
부산	강서구	준성화학	제2013-6호	양해자	녹산산단442로52(송정동)	831-5820	분쇄,용융시설	2	150	2013-05-24	2013-05-24	633
		천세철강㈜	제2013-12호	이경훈	녹산산단381로12번길77-25(송정동)	832-2352	선별,압축성형시설	176	1,000	2013-07-29	2013-07-29	12,821
		현대수산사료㈜	제2013-9호	김길환	녹산산업중로432(송정동)	831-6611	용융,분쇄시설 등	40	4,000	2013-05-24	2013-05-24	10,622
	사상구	대흥사료	1999.11.29.	강대분	감전천로 101	324-4391	용해등	20	100	1999-11-29	1999-11-29	5,227
		시온금속	1998.07.09.	정용복	삼락천로 120	302-2248	추출등	0	100	1998-07-09	1998-07-09	2
		신구산업	2006.02.24.	이보성	모덕로67번길 147-27	301-3677	분쇄등	20	100	2006-02-24	2006-02-24	1,219
		동성화학	1997.05.31.	백승철	모덕로 53	301-2934	용해등	11	100	1997-05-31	1997-05-31	156
		대대화학	1999.01.08.	반병률	삼덕로 5번길 28	302-7535	분쇄등	3	100	1999-01-08	1999-01-08	600
		두손화학	1998.05.22.	서상태	대동로239번길 47	325-0350	반응등	1	100	1998-05-22	1998-05-22	44
		대한산업㈜	1994.04.30.	류진수	학장로135번길 15	323-8811	용융등	40	100	1994-04-30	1994-04-30	1,646
		케이비이엔지	1997.06.21.	최성숙	학장로135번길 24-28	316-1828	반응등	2	100	1997-06-21	1997-06-21	7
		배양금속㈜	1998.03.17.	김여환	가야대로134번길 16	317-2262	용해등	12	100	1998-03-17	1998-03-17	5,726
		고속수지	2000.10.10.	이성기	가야대로48번길 34	324-1896	분쇄등	4	100	2000-10-10	2000-10-10	1,782
		㈜대동금속	2000.08.18.	공정근	감전천로 150	326-3993	용해등	2	100	2000-08-18	2000-08-18	335
		재원산업	2010.05.06.	배매옥	공단서4길	-	파쇄등	2	100	2010-05-06	2010-05-06	16
		선광	2013.11.29.	박선희	낙동대로 988	-	파쇄등	2	100	2013-11-29	2013-11-29	0
	기장군	고려화학공업사	제2004-3호	김경종	정관면 용수공당 2길85	728-6237	반응,침전	3	2,000	2004-11-02	2004-11-02	0
		대성에코텍(주)	제2012-1호	허 숙	정관면 산단7로92-22	333-9991	파쇄,선별	96	480	2012-11-27	2013-01-28	550
		천광산업	제51호	임태분	정관면 산단4로19	727-9983	분쇄	12	55	2009-10-16	2009-10-16	3,280
		오공산업(주0	제2004-9호	이중호	정관면 산단5로100-126	728-6088	분쇄	5	110	2004-11-02	2004-11-02	1,700
		우성수지(주)	제55호	조경운	정관면 산단7로92-19		분쇄,압축	30	250	2008-01-17	2008-03-06	4,711
		대송테크	제2004-4호	김경태	정관면 산단7로99-6	728-4338	분쇄	8	300	2004-11-02	2004-11-02	496
		유성산업	제2010-4호	조규환	정관면산단1로66-64		탈수	1	120	2010-12-27	2010-12-27	194
		(주)부림환경	제2008-5호	김성엽	장안읍 오리길374-23		분쇄,압축	4	110	2008-09-26	2008-09-26	0
대구	소계	96 업체						1,592	27,081			223,663
	동구	대동수지공업사	200600039	김태근	안심로55길4	962-5758	파쇄분쇄,용융	6	1,000	1994-04-30	1994-04-30	798

구 분		업체명	등록·관리번호	대표자	소재지	전화번호	시설명	처리능력 (톤/일)	설치비 (백만원)	허가(승인)일 (년.월.일)	사용시작일 (년.월.일)	2013년 처리량(톤)
시도	시군구											
대구	동구	신성상사	1 (2000.2.24)	김경두	안심로65길 14	963-2233	분쇄시설(100HP) 분쇄시설(125HP) 분쇄시설5(HP) 분쇄시설(75HP) 분쇄시설(75HP) 압축시설(30HP) 압축시설(40HP) 압축시설(50HP) 절단시설(25HP) 절단시설(25HP	44	5,000	2001/01/15 2000/02/24 2000/02/24 2001/01/15 2000/02/24 2001/07/25 2007/12/13 2007/12/13 2001/01/15 2000/02/24	2002/12/21 2002/02/28 2002/02/28 2002/12/21 2002/02/28 2002/12/21 2009/06/29 2009/06/29 2002/12/21 2000/02/28	1,244
		대한민국상이군경회	2 (2000.6.23)	김덕남	안심로65길 17	963-2233	분쇄시설(150HP) 분쇄시설(75HP) 압축시설(50HP) 절단시설(25HP) 탈수시설(5.5HP) 탈수시설(25HP)	54	3,000	2002/03/10 2003/04/18 2007/10/25 1999/11/10 2001/11/23 2012/04/02	2002/03/27 2003/05/27 2007/11/15 1999/11/28 2001/12/05 2012/04/15	1,003
		신성비철산업	4 (2005.10.19)	김정태	안심로 347	963-8877	절단시설(2HPX1대)	8	150	2009-09-14	2009-09-28	210
		자유보호작업장	200500009	권혜영	팔공산로 225	986-3090	반응,정제,분쇄,건조,절단	0	80	2005-07-25	2005-07-25	34
	서구	(주)유창알앤씨	200803	성기원	국채보상로20길 25(중리동)	355-5601	파쇄, 압축,성형	60	1,500	2008-01-14	2008-08-02	802
		㈜고신테크	201101	정용호	국채보상로 71(이현동)	567-5001	파쇄,용융	64	410	2011-02-23	2011-05-10	1,059
		대구유리산업	200501	이상용	와룡로73길 57-16(중리동)	524-4692	파쇄	80	200	2005-02-11	2005-02-22	18,676
		세아상사	200503	조재현	북비산로29길 34(평리동)	563-8366	압축	2	80	2005-05-10	2005-06-02	430
		서부자원	201004	김홍준	와룡로65길 25(중리동)	567-1606	분쇄	12	40	2010-11-23	2010-12-01	141
		한일수지	199924	이상언	팔달로2길 16(비산동)	357-2180	분쇄,용융	12	170	1999-07-29	1999-08-20	1,666
		경북산업	199901	이재읍	팔달로2길 18(비산동)	355-4992	분쇄	12	45	1999-10-05	1999-10-25	95
		성진금속	201001	정정희	북비산로29길 69(이현동)	562-6408	용융	6	130	2010-03-12	2010-03-18	295
		범진	200902	이지수	와룡로84길 13-5(이현동)	525-5385	반응,탈수	9	150	2009-07-17	2011-12-16	21
		㈜모아리사이클링 (구:대성메탈코리아)	200802	이상명	와룡로66길 7-7(중리동)	554-5400	용융,반응,파쇄	30	300	2008/05/08 (승계일:13/10/02)	미개시	0
		㈜해동자원 대구공장	201201	이장기	염색공단천로16길 19(비산동)	357-3389	파쇄,압축	70	1,200	2012-09-10	2013-05-28	2,967
		일광금속환경㈜	201101	공혜규	와룡로87길 72(이현동)	568-5002	용융, 반응	0	30	2011-03-11	2011-03-25	0
		(주)신흥환경금속	200701	박한영	평리로35길 65-1(중리동)	552-3124	반응,건조	1	10	2007-03-14	2007-03-30	0
		상신화학	200503	이명기	염색공단로 60(비산동)	356-3036	파쇄, 건조	4	20	2005-07-07	2005-08-16	826
		㈜성창에너지	201301	권중흥	국채보상로2길 27(중리동)	355-2457	파쇄, 선별,성형	75	1,600	2013-11-21	2013-11-27	0
		육구원	201310	김재섭	국채보상로3길 33(이현동)	524-0502	정제,절단	4	150	2013-12-20	2014-01-03	0
	북구	세화화섬	2013-5호	하재호	북구 팔달로7길 78 (노원동3가)	053-352-0911	용융시설	8		1988-05-15	1988-05-15	2
		제일농공사	2013-2호	정은재	북구 노원로273(침산동)	053-358-0455	용융시설	2	500	1990-07-20	1999-12-21	855
		쌍용수지	2000-3호	정우용	북구 노원로40길 34-19 (침산동)	053-351-5264	용융시설	3	12	2000-04-01	2000-04-01	126
	달서구	한독금속㈜	1999-1	허향록	달서구 성서로68길 26(갈산동)	582-6163	용융	1		1999-11-05	1999-11-05	0

구 분		업체명	등록·관리번호	대표자	소재지	전화번호	시설명	처리능력 (톤/일)	설치비 (백만원)	허가(승인)일 (년.월.일)	사용시작일 (년.월.일)	2013년 처리량(톤)
시도	시군구											
대구	달서구	녹색자원㈜	2001-2	이종일	달서구 성서공단로21길 78(갈산동)	592-9393	분쇄	72	60	2003-05-30	2003-05-30	15,630
		㈜대한실업	1998-9	조성수	달서구 성서로72길 82(갈산동)	593-3451	분쇄	33	100	1998-12-26	1998-12-26	5,501
		세보산업	2010-2	이태환	달서구 달서대로58길 124(대천동)	591-7060	용융	4		2010-04-02	2010-04-02	396
		보창기업사	2002-1	윤의웅	달서구 성서로 18-17(대천동)	582-2360	용융	2		2002-07-20	2002-07-20	87
		일진수지	1998-3	강보철	달서구 성서공단남로 12(대천동)	584-6993	용융	4	204	1998-03-27	1998-03-27	1,014
		여명산업	2001-4	이판우	달서구 문화회관5길 52(장기동)	583-8883	파쇄	5	30	2001-06-29	2001-06-29	1,944
		㈜하이넷코리아	2003-8	임근우	달서구 장기동 645-2	592-9915	파쇄	4	70	2003-08-05	2003-08-05	810
		㈜고려엠텍	2009-1	박정이	달서구 문화회관7길 45(장동)	592-1802	절단	3	44	2009-12-14	2009-12-14	154
		신대일제지공업㈜	2008-2	황진영	달서구 성서공단로51길 27(장동)	588-9141	소각	84	356	2008-08-29	2008-08-29	28,652
		㈜현대화이바	2000-8	이영수	달서구 성서동로45길 10(장동)	581-7315	용융	8	1,100	2000-12-26	2000-12-26	370
		아상텍스 주식회사	2010-1	김원수	달서구 성서동로53길 16(장동)	593-3667	소각	14	1,000	2010-02-25	2010-02-25	3,725
		㈜수성	2009-1	서정대	달서구 성서동로 271(장동)	592-0507	파쇄	12		2009-02-13	2009-02-13	108
		미성화학	1996-8	정준모	달서구 달서대로95길 137(파호동)	581-1333	용융	5		1996-12-12	1996-12-12	0
		필승수지	2002-2	이주식	달서구 성서공단북로18길 42(호산동)	592-6318	분쇄	3	30	2002-11-13	2002-11-13	763
		㈜창진	2007-2	김창환	달서구 호산동로 67(호산동)	592-8766	성형	15	30	2007-09-18	2007-09-18	2,825
	달성군	㈜대경오앤티	제13호	김창윤	논공읍 논공로69길 10	615-4452	용해	52	150	1997-03-07	1997-03-07	16,692
		㈜대흥금속	제14호	신정혜	논공읍 논공로69길 48	615-0500	반응	4	100	1997-07-01	1997-07-01	2,318
		㈜서원금속	제45호	이인환	논공읍 비슬로262길 75-16	614-0316	반응	15	100	2005-09-21	2005-09-21	1,219
		한국비철	제55호	조성제	논공읍 비슬로264길 23	617-6300	용융	2	750	2006-12-04	2006-12-04	73
		대웅자원㈜	제63호	박수호	하빈면 하산길 86-7	584-3185	파쇄	75	170	2008-05-05	2008-05-05	12,927
		동우산업	제76호	엄유환	구지면 고봉리 291-2	616-0007	분쇄	4	20	2009-09-03	2009-09-03	837
		일산수지	제2010-2-6호	정용지	구지면 비슬로 195		분쇄	12	30	2011-11-29	2011-11-29	655
		KH미래산업	제97호	김경호	옥포면 옥포로 655		고형화	5	30	2011-10-07	2011-11-23	68
		동일산업	제98호	김희분	옥포면 김흥리 1001-5	641-1544	용융	5	35	2011-10-11	2012-05-18	1,316
		묘림목재	제99호	김강석	논공읍 비슬로264길 57	614-5426	절단	6	25	2011-12-05	2011-12-05	636
		경산제지㈜	제127호	강영석	유가면 비슬로96길 35	615-6290	소각열회수	80	1,500	2012-09-28	2012-09-28	17,876
		신라철강	제162호	김재환	하빈면 하산길 129-52	584-0788	파쇄	20	50	2012-08-20	2012-08-20	173
		봉촌산업	제2012-5호	김용수	하빈면 달구벌대로8길 193-5		분쇄	1	20	2012-06-04	2012-06-18	100

구 분		업체명	등록·관리번호	대표자	소재지	전화번호	시설명	처리능력 (톤/일)	설치비 (백만원)	허가(승인)일 (년.월.일)	사용시작일 (년.월.일)	2013년 처리량(톤)
시도	시군구											
대구	달성군	㈜한솔피엔에스	제2012-6호	김정자	옥포면 비슬로111길 21	616-6164	분쇄	1	45	2012-06-04	2012-06-18	0
		에코피에스	제2012-11호	주우복 외 1	하빈면 하빈남로 331-23	582-8113	분쇄	2	40	2012-10-29	2012-11-05	32
		대경사료㈜	제161호	심용락	구지면 과학동로42길 2-29	616-2080	분쇄	16	70	2013-04-02	2013-04-02	2,371
		에이비테크㈜	제2013-6호	양근재	구지면 달성2차4로 75	617-0630	분쇄	3	30	2013-04-04	2013-04-12	27
		㈜부성리싸이클링	제21호	김성제	논공읍 금강로16길 30-9	611-1991	분쇄	13	30	2013-08-21	2013-08-21	830
		거성하이테크	제157호	김종화	논공읍 노이2길 48-2		분쇄	5	20	2013-08-19	2013-08-19	73
		대한에스엔피	제2013-17호	변태옥	논공읍 노이길 101-13	591-4033	용융	3	30	2013-11-25	2013-11-25	817
		대창산업	제119호	곽동근	논공읍 논공로117길 66	614-0679	성형	6	35	2013-10-20	2013-10-20	100
		덕오리코	제155호	김도완	논공읍 논공로87길 117	615-0181	성형	5	20	2013-11-08	2013-11-08	623
		금이수지	제173호	장영순	논공읍 비슬로 1719		분쇄	6	30	2013-08-23	2013-08-23	1,190
		대흥산업	제2013-7호	김현숙	논공읍 비슬로262길 76	632-8300	용융	2	30	2013-04-05	2013-04-09	67
		동진산업	제180호	김동창	논공읍 비슬로264길 81	586-2937	용융	1	20	2013-08-30	2013-08-30	0
		㈜선일로에스	제147호	최병환	논공읍 비슬로361길 69	611-2534	분쇄	45	30	2013-09-04	2013-09-04	152
		영남축산㈜	제105호	김문식	논공읍 비슬로371길 101	614-8266	사료화	60	200	2013-06-07	2013-06-07	9,048
		에덴팜영농조합법인	제158호	송기호	논공읍 비슬로371길 117-24	625-8502	사료화	20	100	2013-03-28	2013-03-28	5,654
		우영수지	제100호	이기태	논공읍 비슬로373길 12	611-6060	용융	2	20	2013-08-29	2013-08-29	350
		일월수지	제111호	박정미	옥포면 반송길 111	616-3430	용융	3	30	2013-08-23	2013-08-23	87
		천우환경	제92호	정태교	옥포면 본리리 766-3	616-3538	용융	4	20	2013-10-01	2013-10-01	101
		한국수지	제116호	오동희	옥포면 비슬로387길 26	631-0898	용융	3	25	2013-08-19	2013-08-19	311
		의성화학	제56호	서점순	옥포면 시저로 20	616-6900	성형	5	30	2013-08-14	2013-08-14	766
		새명주수지	제115호	신임범	옥포면 옥포로 605-16	616-8967	용융	3	30	2013-08-19	2013-08-19	288
		영남수지공업사	제124호	이한영	옥포면 옥포로 605-16	616-8368	용융	3	30	2013-07-22	2013-07-22	870
		세하㈜	제129호	이동윤	유가면 비슬로96길 97	603-0680	소각열회수	91	1,800	2013-07-15	2013-07-15	18,384
		팔팔수지	제90호	정희회	하빈면 달구벌대로12길 216	567-1606	용융	3	20	2013-07-12	2013-07-12	340
		늘봄수지	제178호	김성재	하빈면 달구벌대로12길 229-1		분쇄	3	30	2013-09-04	2013-09-04	820
		의성산업	제152호	이병우	하빈면 달구벌대로8길 105-34		용융	2	40	2013-07-09	2013-07-09	340
		중부산업	제70호	장호덕	하빈면 달구벌대로8길 172-14	583-2731	성형	5	30	2013-09-09	2013-09-09	320
		이천플라스틱	제103호	이인숙	하빈면 달구벌대로8길 193-4	070-8911-5796	분쇄	2	50	2013-07-25	2013-07-25	345

구 분		업체명	등록·관리번호	대표자	소재지	전화번호	시설명	처리능력 (톤/일)	설치비 (백만원)	허가(승인)일 (년.월.일)	사용시작일 (년.월.일)	2013년 처리량(톤)
시도	시군구											
대구	달성군	경일산업	제2013-11호	빈인욱	하빈면 봉촌리 1105-5		성형	2	30	2013-08-29	2013-09-13	63
		태왕샤링	제182호	빈희욱	하빈면 봉촌리 704-2		성형	2	30	2013-08-27	2013-08-27	273
		에코그린	제175호	박현창	하빈면 하빈남로 275	581-2033	용융	2	35	2013-09-09	2013-09-09	220
		우주산업	제181호	이정우	하빈면 하빈남로 350-8	584-3472	성형	6	40	2013-08-21	2013-08-21	420
		그린시티	제146호	정순이	하빈면 하빈남로 364		용융	1	30	2013-08-07	2013-08-07	35
		동원산업	제2013-12호	박병덕	하빈면 하빈남로 371-31		성형	4	35	2013-09-04	1900-01-10	268
		영풍무역	제170호	임광청	하빈면 하빈남로 371-43	588-1617	분쇄	15	20	2013-07-15	2013-07-15	2,509
		건준산업	제2013-8호	이진환	하빈면 하빈남로 409		파쇄	4	20	2013-04-12	2013-04-30	42
		신진공업사	제151호	노영식	하빈면 하빈남로 423	582-1660	성형	3	30	2013-07-09	2013-07-09	850
		영덕수지	제16호	이동욱	하빈면 하산1길 13	585-2095	용융	8	35	2013-06-07	2013-06-07	1,548
		㈜하서종합수지	제179호	김준학	하빈면 하산2길 25	581-8533	용융	6	30	2013-01-30	2013-01-30	445
		㈜아진피앤피	제22호	정연욱	현풍면 과학북로100길 40	611-1121	소각열회수	86	2,000	2013-07-23	2013-07-23	22,149
		㈜양진	제148호	최원기	현풍면 과학북로100길 52-1		성형	10	40	2013-09-02	2013-09-02	1,987
		㈜세창섬유	제104호	김순자	현풍면 지동길 157	617-1131	기타	1	10	2013-08-12	2013-08-12	34
		현풍타이어	제144호	조춘섭	현풍면 지동길 85	616-7962	절단	8	30	2013-07-18	2013-07-18	395
인천	소계	68 업체						8,919	40,808			1,107,944
	중구	㈜디에스메탈	제1999 - 1호	최명성	축항대로296번길67(신흥동3가)	032-764-0771	그외 재활용시설	230	69	1999-11-29	1999-11-29	171
		㈜인천란수피	제2006 - 1호	정기엽	축항대로166번길34(항동7가)	032-888-0290	파쇄.분쇄시설	20	170	2006-06-06	2006-06-06	548
		대성목재공업㈜	제2004-1호	대표이사	월미로164(북성동1가)	032-770-9274	파쇄.분쇄시설	250	200	2012-01-03	2012-01-03	327
		선창산업	제2012-2호	대표이사	월미로96(북성동1가, 선창산업)	032-770-3082	소각시설	2	150	2012-02-24	2012-02-24	669
		㈜인천란수피 제2공장	제02-3호	정기엽	서해대로180번길62(신흥동3가)	032-880-0290	파쇄.분쇄시설	20	150	2002-02-26	2002-02-26	4,345
		국민피앤피 [구.(주)구로재생무역]	제2005-1호	윤성환	서해대로94번길47(신흥동3가)	032-887-8878	압축시설	0	35	2006-05-03	2006-05-03	36
		㈜대양	제2013-5호	대표이사	축항대로211번길21(항동7가)	032-821-3637	분쇄시설	47	40	2013-10-21	2013-11-19	710
	동구	㈜아이엠디	동구13-03	이두연	동구 중봉대로 63(송현동)	032)763-2705	파쇄·분쇄 시설	1,580	1,300	1989-01-23	1989-01-23	435,029
		동국제강㈜	동구13-02	남윤영	동구 중봉대로 15(송현동)	032)830-6245	파쇄·분쇄 시설	1,120	2,500	1999-01-07	2010-03-17	361,977
		㈜디에스메탈	동구13-05	최명성	동구 중봉대로 63(송현동)	032)764-0771	선별 시설	400	50	2008-06-17	2008-07-02	7,319
		유신산업	동구13-06	이건수	동구 보세로 44(만석동)	032)882-6061	분쇄 시설	20	500	2006-03-07	2006-03-07	7,375
		한국기초소재㈜	동구13-07	배형모	동구 만석부두로 16-3(만석동)	032)214-6761	파쇄·분쇄 시설 외	1,470	6,000	2001-01-29	2001-03-29	890

구 분		업체명	등록·관리번호	대표자	소재지	전화번호	시설명	처리능력 (톤/일)	설치비 (백만원)	허가(승인)일 (년.월.일)	사용시작일 (년.월.일)	2013년 처리량(톤)
시도	시군구											
인천	남구	시온금속	제2007-2	정용복	염전로165번길38-44(도화동)	875-0711	소각시설	0	108	2007-04-26	2007-04-26	9
		이건에너지	제2012-1	대표이사	송림로307번길132(도화동)	760-0709	소각열회수시설	47	2,000	2010-04-15	2010-04-15	13,701
		선진타이어	제2013-1	대표이사	아암대로253번길88(학익동)	833-8701	연마시설	4	20	1999-05-15	1999-05-15	308
	남동구	씨엔에스	2009-3	오순용	고잔동 380	446-0388	선별시설	404	500	2011-11-24	2011-11-24	69,400
		(주)미래엔텍	2012-1	이종탁	고잔동 388-6	423-8272	감용시설	1	30	2012-04-20	2012-04-20	35
		㈜세원코리아 인천지점	2012-2	김인성	인천광역시 남동구 고잔동 203-2	431-6921	파쇄, 반응,정제,여과,추출	4	400	2012-05-14	2012-05-14	0
		명민산업㈜	2012-3	이길호	논현고잔로 110	433-2343	파쇄, 감용시설	1	20	2012-05-25	2012-05-25	22
		㈜인천리사이클링	2012-4	이기중	청능대로 468번길 23	446-2578	파쇄, 감용시설	2	20	2012-06-19	2008-05-09	109
		㈜케.이.티.인터내쇼날	2012-5	이원준	인천광역시 남동구 고잔동 677-2 (남동공단 87B-12L)	814-5873	분쇄,용융,건조,절단	10	300	2012-06-29	2012-06-29	2,135
		양일엔프라㈜	2012-6	강명숙	인천광역시 남동구 고잔동 720-12 남동공단141B-12L	812-2089	분쇄,용융,건조,절단	24	300	2012-12-04	2012-12-04	962
		㈜유원포리머	2012-7	이형승	인천광역시 남동구 고잔동 707-5 남동공단136B-6L	811-7943	분쇄,용융,건조,절단	48	300	2012-12-20	2008-01-06	6,800
		(주)유진상사	2013-1	이복련	고잔동 379-2		파쇄,용융	1	50	2010-10-19	2010-10-19	0
		㈜현대자원	2013-2	최동철	논현동 442-41, 47, 49	818-2295	분쇄,용융	96	900	2007-11-21	2007-11-21	4,437
		원일수지	2013-3	임영기	남촌동 627-5 남동공단39B-6L	818-0350	분쇄,건조	1	100	2000-09-15	2000-09-15	5
		종성산업	2013-4	종성열	고잔동257-3.257-28	446-2353	파쇄,선별	60	30	2002-11-14	2002-11-14	15,367
		(주)서흥	2013-5	대표이사	고잔동 702-8 남동공단132B-9L	811-2213	분쇄,용융	13	200	2000-02-01	2000-02-01	559
		㈜제이엠인터내셔널 인천지점	2013-5	김우연, 김경하	고잔동 702-8 남동공단132B-9L	811-2213	분쇄,용융	13	200	2000-02-01	2000-02-01	471
		기전산업㈜	2013-7	김종원	고잔동726-1,2,6,7,8 남동공단155B-2,3,7,8,9L	811-4000	분쇄시설	600	1,000	2005-04-01	2005-04-01	89,758
		진성산업사	2013-8	서복용	고잔동 681 남동공단81B-1L	813-4741	압축,용융	3	200	1994-09-05	1994-09-05	51
		㈜삼성수지	2013-9	김덕임	간석동 616-36,37	582-8120	분쇄,용융,절단	12	100	2009-12-10	2009-12-10	514
		세종그린텍	2013-10	박경순	고잔동 524-8	446-6866	분쇄,감용	2	20	2008-12-02	2008-12-02	0
		㈜위드이룸	2013-11	조종란	고잔동 389-8 외1필지	529-7904	호기성,혐기성분해시설	80	500	2011-07-15	2011-07-15	1,737
	부평구	용화플라스틱	2000-1	김진호	청천동 373-5		압출기	7	150	2000-01-24	2000-01-24	1,680
	계양구	상지산업	(2002-1)	전성근	계양대로 16번길81	548-0737	파쇄, 분쇄	1	30	2002-01-07	2002-01-07	91
		진영플라스틱	(2000-2)	채덕락	계양대로 16번길97	542-7997	파쇄, 분쇄,용융시설	24	300	2000-02-02	2000-02-02	3,934
	서구	신영산업	2005-5	손호수	경서동 693-6	561-4447	분쇄시설	24	1,000	2005-06-08	2005-06-08	8,445
		인천산업재생공사	2011-19	홍영복	석남동 223-347	511-1364	분쇄, 용융시설	15	170	2011-11-30	2012-01-02	369
		국제상사	2011-24	이항우	검단일반산업단지 2블럭 10롯트	549-0202	분쇄, 파쇄시설	65	1,300	2011-12-14	2011-12-27	166

구 분		업체명	등록·관리번호	대표자	소재지	전화번호	시설명	처리능력 (톤/일)	설치비 (백만원)	허가(승인)일 (년.월.일)	사용시작일 (년.월.일)	2013년 처리량(톤)
시도	시군구											
인천	서구	신우수지	2011-25	김익근	대곡동 361-2, 5, 18	566-3144	분쇄시설	10	180	2011-12-22	2012-10-02	0
		㈜동양/건재부문 인천공장	2011-26	대표이사	원창동 382-7,10	583-9111	고형화, 고화시설	40	34	2011-12-26	2012-01-04	0
		한신에스앤드㈜	2011-27	윤성헌	검단일반산업단지 2블럭 4롯트	563-6885	분쇄, 탈수, 용융시설	20	400	2011-12-30	2012-01-12	286
		이조수지	2012-13	박성래	검단일반산업단지 2-11	566-4278	탈수, 용융, 압출시설	4	250	2012-04-26	2012-07-30	242
		와요코리아	2012-17	곽봉렬	오류동 434-231	565-8611	탈수, 용융, 압출시설	9	300	2012-06-11	2012-06-18	420
		대성케미칼	2012-20	임형수	석남동 223-425		분쇄시설	5	80	2012-07-03	2012-07-12	80
		미창리싸이클	2012-23	이봉균	오류동 434-271	070-8625-4930	분쇄시설	5	30	2012-08-03	2012-08-13	0
		경인케미컬	2012-24	형시운	오류동 434-131, 77	568-8265	분쇄, 탈수, 절단, 용융, 압출시설	10	100	2012-08-13	2012-08-23	0
		한국후지제록스㈜	2012-28	황인태	백범로 677번길 9(가좌동) 6동	570-6114	분리, 절단시설	0	72	2012-09-05	2012-09-21	291
		㈜미래리싸이클링	2012-32	이경옥	오류동 434-64	576-8076	파쇄, 분리, 냉매분리, 형광물질보관, 자력선별기	11	300	2012-11-27	2012-12-03	0
		(주)풍전비철	9	한정건	경서동 680-3	561-9111	반사로, 도가니로, 분쇄시설	32	1,100	1994-10-17	1994-10-17	7,878
		동화기업㈜	87	대표이사	가좌동 148-31번지 외 21필지, 173-144	580-5375	소각보일러	43	3,500	2002-01-11	2002-01-11	1,262
		신성수지	115	정두섭	오류동 검단일반산업단지 2B-6L	561-3953	용융(압출), 분쇄, 탈수시설	16	470	2004-08-16	2004-08-16	278
		광진수지㈜	117	대표이사	가좌동 173-222	575-6985	분쇄, 용융, 압출시설	30	150	2004-11-23	2004-11-23	1,344
		공단수지	118	주관섭	오류동 인천검단일반산업단지 2B-13L	566-2823	용융(압출), 탈수시설	30	1,500	2005-03-03	2005-03-03	5,755
		그린전자	2010-1	이기화	가좌동 173-297 103호	575-7231	없음	43	-	2010-04-12	2010-04-12	1,208
		진성그린㈜	2010-4	대표이사	오류동 인천검단일반산업단지 36B-1L	563-5700	파쇄시설	90	4,500	2010-11-26	2010-11-26	2,968
		유창테크	119	오인석	오류동 1530-3	032-566-1703	선별혼합시설	960	50	2005-06-16	2005-06-16	32,835
		원진물산	92	김찬배	금곡동 266-5	032-563-5600	분쇄시설		400	2001-05-09	2001-06-01	423
		동일상사	108	조준구	왕길동 96	566-0803	절단기	12	40	2004-01-12	2004-01-12	194
		한울기업	2013-2	윤미녀	석남동 223-290	070-4117-2872	압축, 탈수시설	30	4,500	2013-01-14	2013-01-17	290
		시온 P&S international	2013-8	염선옥	왕길동 34-1		분쇄, 용융시설	10	470	2013-04-04	2013-04-25	11
		㈜장형기업	2013-10	김봉숙	오류동 1524번지 외 4필지	032-562-1658	분쇄시설	400	150	2013-04-18	2013-05-03	927
		동아금속㈜	2013-15	김연임	오류동 검단일반산업단지 24-7블럭	572-9060	사람	35	50	2013-07-12	시설없음	0
		나눔환경	2013-16	전명석	석남동 223-43		분쇄, 용융시설	2	470	2011-01-31	2011-01-07	0
		부활자원	2013-17	김종출	석남동 223-289	327-0524 582-0524	분쇄, 용융시설	50	150	2011-03-11	2011-03-11	4,905
		토탈레드텍	2013-25	김연수	봉수대로 1545번길(금곡동)		사람	300	50	2013-09-17	2013-09-25	5,200
		태영상회	2013-26	유경태	금곡동 272-2(봉수대로 1568번길 56)		분쇄, 용융시설	2	100	2013-10-07	2013-10-17	688

구 분		업체명	등록·관리번호	대표자	소재지	전화번호	시설명	처리능력 (톤/일)	설치비 (백만원)	허가(승인)일 (년.월.일)	사용시작일 (년.월.일)	2013년 처리량(톤)
시도	시군구											
광주	소계	28 업체						600	7,465			57,108
	서구	산림조합	2004-8	조합장	상무대로 1133(농성동)	368-7711	파쇄시설	12	50	2003-01-10	2003-01-10	248
	북구	㈜디엔코	북-34	박재범	양일로137-13(양산동)	571-1955	용융	160	500	2012-05-23	2012-05-29	15,174
	광산구	㈜CCC폴리머	2011-2	조성순	광산구 평동산단외로109(지죽동)	062-384-9996	분쇄, 탈수, 압출	10	500	2011-09-30	2011-09-30	650
		서일화성	2011-5	김정희	광산구 하남산단3번로 12(장덕동)	062-952-3496	용융, 분쇄, 절단, 혼합	10	600	2011-11-04	2011-11-04	814
		㈜광주환경산업	2012-2	노순길	광산구 금동학동길 366 (덕림동)	944-6644	파쇄	4	100	2012-02-07	2012-02-07	676
		㈜초당산업	2012-3	선수동, 하형종	광산구 금동학동길 306-16 (덕림동)	062-944-0012	파쇄	5	100	2012-02-07	2012-02-07	561
		㈜고속에너지	2012-13	나복순	광산구 평동로 987(장록동)	944-5870	파쇄, 압축	15	100	2012-07-27	2012-04-13	3,039
		조선우드	2011-8	박상종	광산구 하남산단5번로 99-11(장덕동)	062-262-6777	파쇄, 압축	70	120	2012-12-06	2011-12-26	7,989
		㈜정우화학	2012-15	김태수	광산구 하남산단1번로 33(하남동)	951-8895	분쇄, 압축, 절단	19	600	2013-03-06	2005-07-20	2,950
		남성수지	2013-01	김재헌	광산구 하남산단3번로 14-58(장덕동)	951-4787	분쇄,혼합,용융, 절단	2	120	2013-02-26	2013-02-26	46
		㈜대호산업	2013-02	박종혁	광산구 하남산단8번로20(오선동)	953-8585	연마기	45	250	2013-04-02	2013-04-02	12,110
		(주)청정산업	2013-03	김송현	광산구 체암로 1826(삼거동)	944-9277	파쇄, 압출, 발포	5	500	2013-06-17	2013-06-17	1,293
		㈜한국스치로폴	2013-04	김성모	광산구 하남산단 천변우로 96(도천동)	522-0600	분쇄, 용융	1	208	2013-07-08	2013-07-08	317
		삼도수지	2013-05	임병학	광산구 평동로803번안길 100(용동)	943-2089	분쇄, 압출	3	300	2013-07-09	2013-07-09	226
		영농조합법인생명농업	2013-06	신승식	광산구 대산로 230-19(내산동)	943-3510	교반시설, 퇴비시설	8	350	2013-07-10	2013-07-10	-
		정오자원	2013-07	오윤식	광산구 하남산단3번로14-18(장덕동)	954-1300	압출, 감용	9	120	2013-07-15	2013-07-15	64
		대흥산업	2013-08	김원삼	광산구 평동산단외로 183(지죽동)	946-1313	분쇄, 용융	14	200	2013-07-18	2013-07-18	1,452
		㈜거성피엔씨	2013-09	최석환	광산구 소촌로 149번길 29(소촌동)	941-6981	분쇄, 용융	10	200	2013-07-23	2013-07-23	29
		㈜케이환경	2013-10	김택균	광산구 노안삼도로1243(대산동)	946-6400	분쇄	40	150	2013-08-22	2013-08-22	22
		평동푸른자원	2013-11	김재헌	광산구 평동산단외로 133(지죽동)	945-3869	용융	32	100	2013-09-05	2013-09-05	30
		(유)인동지알시	2013-12	장의택	광산구 삼도로 19(삼거동)	943-3434	압축, 분쇄,용융	14	500	2013-10-15	2013-10-15	2,651
		㈜우리인더스트리	2013-13	조계용	광산구 평동로803번길 117-16(용동)	943-3171	분쇄,압출	4	300	2013-11-05	2013-11-05	862
		명성플라스틱	2013-14	박홍규	광산구 본량동서로 502(동림동)	943-6626	분쇄, 용융	7	200	2013-11-05	2013-11-05	360
		㈜크린환경산업	2013-15	박종순	광산구 삼도봉학길 42(송학동)	943-4700	분쇄	40	150	2013-11-05	2013-11-05	33
		㈜송대에코	2013-16	박영국, 김옥녀	광산구 유계동 1098-13	944-0930	분쇄	25	150	2013-11-07	2013-11-07	190
		㈜호남환경	2013-17	이영숙	광산구 하남산단2번로 29 (하남동)	062-962-0099	압축, 감용	21	740	2013-11-15	2012-02-24	4,895
		광진태크	2013-18	김주용	광산구 삼도로 2-2(삼거동)		분쇄	5	7	2013-12-27	2013-08-30	-

구 분		업체명	등록·관리번호	대표자	소재지	전화번호	시설명	처리능력 (톤/일)	설치비 (백만원)	허가(승인)일 (년.월.일)	사용시작일 (년.월.일)	2013년 처리량(톤)
시도	시군구											
광주	광산구	농업회사법인(유) 바이오지엔에스	2014-2	김순이	상무대로419번길 100(우산동)	062-675-1215	퇴비화시설	11	250	2014-03-11 (변경허가)	2013-02-02	427
대전	소계	12 업체						638	6,462			108,139
	중구	㈜대청자원	제1호(2002.04.22)	정휘순	어남동 143(어남동)	286-7272	사료화	130	210	2002-04-22	2002-09-11	32,028
	서구	(주)화성그린	1(2004.11.17)	박태숙	우명길 733(우명동)	841-7250	사료화	200	4,000	2004-11-17	2005-01-01	66,104
		대전광역시 산림조합	2(2009.04.07)	조합장	갈마로 59(갈마동)	638-0536	파쇄	28	200	2009-04-07	2009-04-07	143
	대덕구	(유)오성알씨	115	이수의	상서당3길 16(상서동)	931-0393	분쇄, 압축, 압출(성형)	239	820	1999-01-15	1999-01-15	6,583
		현대거성기업	63	남궁세홍	대화로32번길 193(대화동)	621-3009	분쇄, 절단, 용융	10	170	2008-03-02	2008-03-02	150
		금강수지	30	김성수	대화로52번안길 8(대화동)	621-6999	분쇄, 압출	2	150	2001-11-08	2001-11-08	400
		㈜청림	7	홍성현	문평동로 54(문평동)	931-6417	분쇄, 성형, 용융	1	80	1998-10-14	1998-10-14	128
		㈜대성케미칼	10	이영안	방두말4길 35(평촌동)	936-2203	분쇄, 성형, 용융	5	232	1999-05-18	1999-05-18	60
		대진공업사	32	최운수	대화로52번안길 70(대화동)	672-4453	용융, 도장	2	150	1994-04-25	1994-04-25	58
		대우케미칼	42	정서우	평촌2길 37(평촌동)	933-7070	분쇄, 용융, 절단	9	200	2004-06-04	2004-06-04	1,623
		㈜구원	44	김인훈	문평서로18번길 25(문평동)	932-2203	분쇄, 용융, 성형	4	100	2004-06-11	2004-06-11	502
		㈜만곡	54	정용주	상서당1길 60(상서동)	931-1273	분쇄, 용융	8	150	2005-06-17	2005-06-17	360
울산	소계	44 업체						6,519	26,622			889,004
	남구	대영상사	1	하향숙	산업로 585번길 12(여천동)	261-5845	탈피시설	13	50	1999-09-09	1999-09-09	5
		대영기업	2	김영효	여천로 174(여천동)	260-9956	압축시설, 파쇄시설, 용융시설	150	300	1999-09-20	1999-09-20	2,408
		태경자원	25	이태화	남도로 220(여천동)	258-6755	분쇄시설, 용융시설, 압축시설	93	200	1999-11-30	1999-11-30	2,855
		태원물산(주)	32	남기영	남도로 141 (여천동)	272-7161	반응시설	560	1,200	1994-05-04	1994-05-04	203,559
		연화에너켐㈜	33	이병희	남도로 158 (여천동)	257-1950	반응시설	0	2,000	2006-07-12	2006-07-31	휴업
		협성기업	38	차현숙	여천로 180(여천동 949-1)	271-7737	분쇄시설, 절단시설	24	30	2007-03-08	2007-03-16	1,757
		보랄코리아석고주식회사	41	프레드릭비용 프레드릭드루즈	화합로 86번길 34(여천동)	259-3512	탈수시설, 건조시설, 분쇄시설	840	2,000	1998-12-28	1998-12-28	4,816
		㈜EG메탈	47	성낙일	장생포고래로 183번길 54(장생포동)	278-6882	반응시설	82	500	2008-05-27	2008-06-09	1,131
		(주)동강	53	박철주	치용로 562(성암동)	271-2311	파쇄,분쇄시설	35	40	2000-08-09	2000-08-09	5,218
		대웅상사	56	이후봉	상개로 81(상개동)	265-3799	압축시설	8	100	2000-12-29	2000-12-29	775
		(주)금창	66	이해춘	황성동 836	260-7191	파쇄,분쇄시설	25	60	2006-06-27	2006-06-27	375
		㈜한국특수산업	74	이동직	치용로 687(황성동)	257-7591	압축시설	78	500	2008-01-02	2008-01-02	9,632
		애경유화㈜울산공장	79	대표이사	용연로 295-150(용연동)	259-8490	반응시설	60	1,500	2010-07-21	2010-07-21	2,057

구 분		업체명	등록·관리번호	대표자	소재지	전화번호	시설명	처리능력 (톤/일)	설치비 (백만원)	허가(승인)일 (년.월.일)	사용시작일 (년.월.일)	2013년 처리량(톤)
시도	시군구											
울산	남구	㈜울산자원리사이클링	83	신경환	산업로340번길 16 (선암동)	275-5707	절단시설	3	3,000	2011-05-11	2011-05-11	500
		㈜비아이티	84	황진욱	용잠로 583-87 (용잠동)	265-0331	파쇄, 소화시설	180	5,000	2012-01-20	2012-11-27	12,001
		건영환경㈜	85	황인학	치용로 782(용연동)	266-3056	선별, 분쇄	350	60	2012-04-10	2012-04-10	106,680
	북구	㈜동일금속	제13-종합-01호	김후곤	제내6길 37	052-295-9977	분쇄시설, 압축시설	1	62	2013-09-12	2013-09-12	102
	울주군	금호섬유공업㈜	울주-종합-1	강호관	웅촌면 고연공단2길 37-15	052-266-7733	용·분쇄시설	46	2,100	1999-09-29	1999-09-29	1,746
		부성산업	울주-종합-2	차복득	청량면 화창1길 6	052-267-9816	분쇄·용융시설	5	3,250	2000-12-09	2000-12-09	10,254
		성심상사	울주-종합-3	임완식	웅촌면 은현작동로 283	052-268-0874	분쇄·용융시설	11	90	2002-03-15	2002-03-15	447
		케이엠티	울주-종합-4	황명환	삼동면 당고개2길 23	052-227-9639	분쇄·용융시설	25	1,200	2008-12-30	2008-12-30	990
		내광산업㈜	울주-종합-5	정철우	온양읍 광청로 190	052-237-6104	파쇄시설	180	250	2006-09-12	2006-09-12	25,923
		㈜태화우드	울주-종합-6	임말련	온양읍 청주권로 337	052-237-6107	파쇄시설	500	300	2007-03-20	2007-03-20	46,240
		누리개발㈜	울주-종합-7	허준	온양읍 광청로 200	052-237-6107	파쇄시설	160	800	2009-05-25	2009-05-25	7,700
		㈜지성	울주-종합-8	임상진	웅촌면 고연공단5길 23	052-258-7427	반응시설	10	30	2012-11-19	2012-11-19	58
		성창보드㈜	울주-종합-9	조재민	삼남면 강당로 35	052-254-3500	파쇄시설	992	500	2006-11-09	2006-11-09	147,918
		성진산업	울주-종합-10	채기수	웅촌면 곡천음달길 71	052-247-0119	파쇄시설	100	80	2006-02-07	2006-02-07	218
		하나폴리머테크	울주-종합-11	조규석	웅촌면 은현공단1길 20	052-256-7661	분쇄시설	17	50	2012-07-12	2012-12-17	540
		태정리사이클링	울주-종합-12	김기석	웅촌면 고연공단5길 57-10	052-258-1192	용융시설	3	20	2013-02-27	2013-03-25	0
		해송목재	울주-종합-13	권영상	청량면 온산로 361-1	052-257-8896	절단시설	3	10	2013-03-07	2013-03-26	24
		(합)대광전기	울주-종합-15	하성환	웅촌면 반계길 4-4	052-273-6961	분쇄	150	30	2007-12-15	2013-04-19	21,885
		제이씨케미칼㈜	울주-종합-16	대표이사	온산읍 화산1길 70	052-707-7701	응축,정제	204	70	2008-04-18	2013-05-14	26,885
		㈜에코	울주-종합-17	박준현	삼남면 살태백이골길 33	052-264-8453	분쇄,용융	7	20	1998-08-19	1998-08-19	117
		㈜태성환경연구소	울주-종합-18	윤기열	웅촌면 은현공단2길 26-1	052-247-8691	반응시설	5	20	2011-03-03	2011-05-16	224
		㈜바라기	울주-종합-19	김종진	웅촌면 은현공단2길 12	052-256-5926	분쇄,선별,탈수	16	50	2013-06-24	2013-07-08	454
		엘에스니꼬 동제련㈜	울주-종합-20	대표이사	온산읍 산암로 148	052-231-0223	건조,정제	1,122	300	2003-10-20	2003-10-20	190,521
		(주)명광	울주-종합-21	김순운	두서면 서하구량길 196-25	052-264-1902	파쇄	70	60	2004-06-02	2004-06-02	7,864
		㈜재송테크	울주-종합-22	대표이사	언양읍 찻골로 111	052-264.6871	분쇄시설	7	30	2005-09-29	2005-09-29	1,483
		(주)오웰테크 울산공장	울주-종합-24	이영진	온산읍 처용산업2길 38	055-547-8885	분쇄,용융·용해	19	70	2013-08-23	2013-11-19	94
		은성산업	울주-종합-25	조규영	두서면 구량서산길2	052-260-3450	분쇄,압축,용융	46	40	2013-09-09	2013-09-13	0
		서림화학㈜	울주-종합-26	김민성	온산읍 처용산업2길30	052-912-5503	분쇄,배소	60	50	2013-10-02	2013-10-07	0

구 분		업체명	등록·관리번호	대표자	소재지	전화번호	시설명	처리능력 (톤/일)	설치비 (백만원)	허가(승인)일 (년.월.일)	사용시작일 (년.월.일)	2013년 처리량(톤)
시도	시군구											
울산	울주군	고려아연㈜온산제련소	울주-종합-27	대표이사	온산읍 이진로 139	052-231-6092	용융	212	500	2010-02-26	2011-01-18	31,965
		광림산업	울주-종합-28	김경수	웅촌면 고연로 183-31	052-237-5311	용융	3	30	2011-06-09	2011-11-29	627
		㈜일터	울주-종합-29	신용호	언양면 공촌3길 6-23	052-264-1507	압축시설	44	70	2006-08-30	2006-09-12	10,958
세종	소계	3 업체						365	380			68,727
	세종시	대성목재	제2012-17호	이화연	세종특별자치시 전동면 미곡리 358-1외 1필지	044-868-7746	파쇄	102	40	2012-08-27	2012-09-07	0
		㈜동원유지	제2012-19호	박재필	세종특별자치시 장군면 산학리길 139	044-858-9673	정제,분쇄,가열,선별	70	100	2012-10-18	2012-11-05	4,916
		㈜아세아제지	제2012-21호	대표이사	세종특별자치시 부강면 부강금호로 497	044-270-7652	파쇄,분쇄,소각	193	240	2012-10-24	2012-11-12	63,811
경기	소계	999 업체						50,918	602,944			5,617,924
	성남시	㈜세창환경	Jan-13	임근송	태평동7004	757-1440	사료화시설	80	1,122	2013-08-14	2001-08-01	32,455
		㈜푸른환경기술	Feb-13	박진호외1	태평동7004	758-3949	사료화시설	150	2,400	2013-08-14	2002-01-01	50,407
	평택시	우성산업개발	2003-15	대표이사	포승읍 원정리799-9	031-681-6024	파쇄시설	65	200	2003-10-22	2003-10-22	17,469
		미래환경㈜	2004-12	대표이사	서탄면 금암리23-9	031-663-0373	파쇄시설	1,200	2,000	2004-08-26	2004-08-26	185,008
		㈜천지환경개발	2004-11	대표이사	고덕면 해창리1112-3	031-668-6686	분쇄시설	877	2,000	2004-07-29	2004-07-29	9,040
		㈜그린월드	2002-4	대표이사	오성면양교리140-1	031-682-4068	사료화및연료화시설	95	1,500	1999-07-01	1999-07-01	13,987
		제일농장	2001-12	대표이사	팽성읍두리240-4	031-692-2235	파쇄시설,발효시설	5	500	2001-12-18	2001-12-18	948
		㈜에너텍코리아	2000-10	대표이사	고덕면해창리1100	031-662-2820	퇴비화시설	60	1,000	2000-04-15	2000-04-15	0
		㈜옥전비료	2000-12	대표이사	서탄면수월암733	031-663-0666	퇴비화시설	60	1,000	1996-09-13	1996-09-13	15,507
		㈜초록지기	2002-09	대표이사	청북면고잔리735-21	031-681-0449	사료화시설	60	1,000	2002-12-05	2002-12-05	4,157
		경남사료상사	1999-09	대표이사	고덕면율포리50-3	031-663-2921	분쇄시설	7	150	1999-11-11	1999-11-11	660
		광성물산	2002-02	대표이사	진위면갈곶리74-5	031-377-1138	분쇄시설,혼합시설	1	100	2002-04-11	2002-04-11	32
		계양농장	2002-09	대표이사	팽성읍노양리57-3	031-654-1200	사료화시설	10	150	2002-12-21	2002-12-21	0
		삼호사료	1992-01	대표이사	청북면고렴리752		분쇄시설	5	100	1992-02-02	1992-02-02	1,489
		민농장	2003-09	대표이사	청북면율북리3-22	031-683-6656	사료화시설	3	100	2003-04-24	2003-04-24	1,359
		성호농장	2004-10	대표이사	고덕면궁리265-7		사료화시설	3	100	2004-10-30	2004-10-30	0
		㈜경인물산	1999-08	대표이사	지제동66-1,65	031-656-8700	압축시설	80	100	1999-11-13	1999-11-13	15,930
		성도로지스	2002-05	대표이사	서탄면금암리591-3필지	031-668-0347	분해시설,용융시설	10	400	2000-06-27	2000-06-27	794
		도한상회	1999-03	대표이사	합정동173-4	031-657-0238	분쇄시설,용융시설	14	500	1999-03-05	1999-03-05	0
		대부금속	2003-08	대표이사	현덕면도대리377-11	031-683-6511	분쇄시설	4	100	2001-11-01	2001-11-01	31

구 분		업체명	등록·관리번호	대표자	소재지	전화번호	시설명	처리능력 (톤/일)	설치비 (백만원)	허가(승인)일 (년.월.일)	사용시작일 (년.월.일)	2013년 처리량(톤)
시도	시군구											
경기	평택시	㈜금강종합산업	2003-03	대표이사	모곡동430-2	031-668-8001	용융시설	2	200	1995-04-03	1995-04-03	0
		금일상사	2000-11	대표이사	독곡동67	031-662-1834	용융시설,절단시설,분쇄시설	8	500	2000-07-28	2000-07-28	1,196
		동성화학공업㈜	1995-12	대표이사	서탄면수월암1140-7	031-662-6922	분쇄시설,용융시설	20	600	2008-12-31	2008-12-31	6,659
		덕흥수지	2003-03	대표이사	모곡동441-3	031-668-2800	용융시설,분쇄시설	25	500	1994-04-22	1994-04-22	5,697
		삼정펄프㈜	1993-04	대표이사	고덕면해창리250	031-664-5377	소각시설	72	6,300	1993-03-20	1993-03-20	12,231
		예일화성	1996-04	대표이사	서탄면수월암298-6	031-663-4127	압출시설,분쇄시설,압축시설	2	500	1996-09-10	1996-09-10	0
		한림유화㈜	1997-09	대표이사	서탄면수월암704-2	031-665-0878	분쇄시설,탈수시설	39	500	1997-08-01	1997-08-01	263
		성다화성	1994-12	대표이사	모곡동441-11	031-666-2836	용융시설,분쇄시설	5	600	1994-05-27	1994-05-27	229
		경기상사	2001-05	대표이사	고덕면문곡리262	031-667-9456	건조시설	1	100	2001-07-24	2001-07-24	0
		태화케미칼	2001-06	대표이사	서탄면수월암298-7	031-611-0263	용융시설	4	300	2001-08-31	2001-08-31	2,067
		우명금속	2000-05	대표이사	서탄면내천리206-1	031-663-4093	용융시설	11	400	2000-02-11	2000-02-11	154
		거해슈레다공업㈜	2001-03	대표이사	진위면동천리613-5	031-668-1717	파쇄시설,용융시설	200	750	2001-12-24	2001-12-24	77,275
		예천케미칼	2002-10	대표이사	진위면청호리38	031-665-3740	용융시설,절단시설,분쇄시설	2	500	2002-12-05	2002-12-05	48
		폴리테크	2003-01	대표이사	진위면견산리362-1	031-667-6144	파쇄시설,용융시설	9	400	2003-02-17	2003-02-17	2,446
		동산자원	2003-02	대표이사	고덕면방축리130-5	031-686-7683	선별시설,용융시설	1	250	2003-02-20	2003-02-20	150
		㈜우성에스피	2003-03	대표이사	진위면가곡리385	031-668-1646	분쇄, 건조, 용융, 압축시설	5	700	2003-02-26	2003-02-26	162
		㈜복지상사(형제)	2003-04	대표이사	고덕면방축리295		파쇄시설	30	350	2003-02-26	2003-02-26	7,241
		진성화학	2003-05	대표이사	서탄면사리912-1	031-663-9764	분쇄시설	5	200	2003-03-06	2003-03-06	1,292
		강산환경	2003-07	대표이사	고덕면두릉리240-2	031-668-4959	분쇄, 건조, 용융, 절단	2	500	2003-04-03	2003-04-03	351
		지알텍	2004-1	대표이사	모곡동440	031-798-5623	분쇄시설	1	150	2004-01-19	2004-01-19	0
		㈜제이에이치	2004-02	대표이사	모곡동438-1	031-665-1961	용융시설,분쇄시설	2	400	2004-02-02	2004-02-02	385
		성진	2004-08	대표이사	청북면한산리21	031-683-1608	용융시설,분쇄시설	20	400	2004-05-15	2004-05-15	4,007
		㈜에스엠테크	2004-09	대표이사	청북면한산리27-6	031-683-8037	용융시설,파쇄시설	73	4,500	2010-03-08	2010-03-08	18,766
		㈜재안트레이딩	2004-10	대표이사	고덕면율포리331-33	031-666-7440	분쇄시설,용융시설	13	800	2003-10-22	2003-10-22	1,622
		㈜주원	2004-13	대표이사	오성면양교리143-1	031-681-6111,2	성형시설,소성시설,건조시설	12	10,000	2004-09-01	2004-09-01	266
		아주환경산업	2004-15	대표이사	고덕면좌교리229-4	031-665-9336	분쇄시설,압출시설	7	600	2004-09-20	2004-09-20	1,015
		리폴리머	2004-20	대표이사	청북면백봉리167,168	031-683-6834	용융시설,압축시설,분쇄시설	8	700	2004-12-02	2004-12-02	728
		한산리싸이클링	2004-22	대표이사	진위면하북리596-24	031-611-2347	압축시설	40	150	2004-12-29	2004-12-29	0

구 분		업체명	등록·관리번호	대표자	소재지	전화번호	시설명	처리능력 (톤/일)	설치비 (백만원)	허가(승인)일 (년.월.일)	사용시작일 (년.월.일)	2013년 처리량(톤)
시도	시군구											
경기	평택시	천지상사	2004-04	대표이사	지산동382-3	031-618-3524	용융시설,분쇄시설	1	400	2005-02-03	2005-02-03	201
		동아기업	2005-01	대표이사	청북면토진리135-9	031-686-9221	용융시설,분쇄시설	6	500	2005-03-05	2005-03-05	1,944
		세중자원	2010-06	대표이사	서탄면금암리767-3		분쇄시설	6	200	2010-03-25	2010-03-25	84
		대진화성	2005-10	대표이사	고덕면좌교리216-4	031-663-9940	압출시설,분쇄시설	171	600	2005-05-24	2005-05-24	84
		우림산업개발	2005-11	대표이사	현덕면운정리80-9	031-686-7337	혼합 및 선별시설	275	300	2005-05-26	2005-05-26	15,112
		영일사(청북제2공장)	2005-16	대표이사	청북면한산리22외4	031-686-5902	분쇄시설,건조시설	90	450	2005-08-03	2005-08-03	7,611
		육삼환경개발	2005-15	대표이사	도일동248-3	031-665-3463	분쇄시설,탈피시설	1	300	2005-07-28	2005-07-28	5
		신광산업	2005-14	대표이사	고덕면당현리322	031-662-9620	용융시설	3	300	2005-10-19	2005-10-19	610
		우리스크랩산업	2005-15	대표이사	고덕면좌교리647-2		분쇄시설	1	200	2005-11-01	2005-11-01	0
		㈜서울지엔티	2006-01	대표이사	청북면토진리417-8	031-686-9522	전달시설	3	150	2006-03-24	2006-03-24	727
		대한상사	2006-02	대표이사	죽백동140-8번지	031-651-0366	분쇄시설	13	300	2006-05-11	2006-05-11	2,985
		두영금속	2006-05	대표이사	청북면한산리220-1	031-352-7514	분쇄시설	3	200	2006-06-12	2006-06-12	174
		㈜올포켐	2006-06	대표이사	고덕면당현리72-1	031-662-9940	용융시설,분쇄시설,절단시설	2	450	2006-06-19	2006-06-19	19
		선진기업	2006-07	대표이사	서탄면수월암리941	031-665-0177	분쇄시설,용융시설	8	500	2006-07-12	2006-07-12	997
		㈜태연	2006-09	대표이사	청북면고렴리735-21	031-683-4381	분쇄, 용융, 파쇄, 절단시설	7	650	2006-09-18	2006-09-18	0
		㈜피알에스	2007-01	대표이사	청북면토진리421-9,11번지	031-684-2818	세정시설,세척시설,건조시설	12	500	2007-01-18	2007-01-18	2,585
		드림바이오넷	2007-4	대표이사	팽성읍두정리163-74	031-654-7781	압축시설	15	200	2007-01-26	2007-01-26	53
		㈜영진테크 평택점	2008-01	대표이사	포승면원정리358-4	031-432-1141	배합시설	9	500	2008-01-08	2008-01-08	1,391
		이피에스코리아㈜	2008-02	대표이사	포승면원정리1173-3	031-683-0083	분쇄시설,용융시설	1	500	2008-05-16	2008-05-16	11
		가나산업	2008-5	대표이사	가재동359-3	031-662-5818	분쇄시설	8	400	2008-07-01	2008-07-01	0
		국영케미컬	2011-안-4	대표이사	청북면고렴리917-16	031-431-8290	용융시설	4	200	2008-10-07	2008-10-07	282
		지상철강	2009-5	대표이사	고덕면해창리322-4	031-611-3866	분쇄, 탈피, 절단, 압축시설	17	400	2009-04-13	2009-04-13	0
		선도개발	2009-7	대표이사	현덕면화양리772-2	031-354-7153	선별시설	210	200	2009-05-29	2009-05-29	33,941
		㈜디에스	2009-8	대표이사	가재동343-1	031-668-2720	분쇄시설	4	200	2009-06-25	2009-06-25	424
		평택수지	2009-9	대표이사	오성면양교리449-9	031-683-7319	용융시설	4	200	2009-08-06	2009-08-06	187
		㈜하나아이티씨	2009-10	대표이사	청북면고렴리934-3	031-686-9231	분쇄시설,용융시설	25	300	2009-08-20	2009-08-20	350
		모아플라스틱	2009-11	대표이사	청북면고렴리602-22		분쇄시설,탈수시설	3	200	2009-10-26	2009-10-26	890
		아주자원	2009-12	대표이사	현덕면덕목리1090-4		분쇄시설	20	350	2009-10-28	2009-10-28	306

구 분		업체명	등록·관리번호	대표자	소재지	전화번호	시설명	처리능력 (톤/일)	설치비 (백만원)	허가(승인)일 (년.월.일)	사용시작일 (년.월.일)	2013년 처리량(톤)
시도	시군구											
경기	평택시	아주환경산업(2공장)	2009-13	대표이사	현덕면덕목리1090-6		분쇄시설	12	300	2009-10-28	2009-10-28	188
		가람산업㈜	2009-14	대표이사	청북면토진리626-7	031-683-7690	분쇄시설,선별시설	1,600	2,000	2009-11-04	2009-11-04	1,760
		월곡농장(백운농산)	2010-01	대표이사	월곡동180,224-1227-1		지렁이분변토생산시설	19	400	2010-02-17	2010-02-17	922
		㈜엠에너지	2010-02	대표이사	포승읍만호리633	031-682-5282	연료화시설	4,400	10,000	2010-03-04	2010-03-04	757
		대영 TMS	2010-03	대표이사	청북면삼계리452-4	031-683-3850	퇴비화시설	50	1,000	2010-03-10	2010-03-10	1,489
		신평코리아㈜	2010-04	대표이사	가재동329-3	031-664-0666	분쇄시설,탈피시설,절단시설,압축시설	3	500	2010-03-11	2010-03-11	87
		㈜환경과미래	2010-05	대표이사	서탄면수월암리1151-1	031-668-6696	분쇄시설,용융시설	1,105	800	2010-03-23	2010-03-23	2,442
		지아이트렌스㈜	2010-06	대표이사	장당동52-32		절단시설,탈피시설	20	200	2010-04-09	2010-04-09	712
		한국에코산업㈜	2010-07	대표이사	안중읍금곡리566-2	031-681-0009	압축, 파쇄, 용융, 건조시설	38	900	2010-04-28	2010-04-28	4,954
		대원R&T	2010-10	대표이사	서탄면금암리501외5필지	031-663-9511	분쇄시설,용융시설	29	500	2010-04-23	2010-04-23	0
		제일환경㈜	2007-06	대표이사	현덕면기산리598-7	031-681-6044	분쇄시설	50	200	2005-09-02	2005-09-02	6,471
		㈜신영기업	2011-안-1	대표이사	청북면토진리135-3		분쇄시설,탈피시설	29	400	2011-01-18	2011-01-18	303
		㈜영광	2011-안-2	대표이사	청북면고렴리291-4	031-682-3364	용융시설,절단시설	6	350	2011-01-21	2011-01-21	2,328
		㈜수연산업개발	2011-안-3	대표이사	오성면신리104-4	031-664-8582	파쇄시설	1	200	2011-03-02	2011-03-02	0
		국가유공자환경사업소	2011-안-4	대표이사	청북면고잔리2-19,-20,-21,-22,-23	031-681-3729	압축시설,분쇄시설,용융시설	28	600	2011-05-09	2011-05-09	282
		대정산업	2011-01	대표이사	도일동1-2	031-666-6109	분쇄시설	15	300	2011-06-08	2011-06-08	26
		플라스코리아㈜	2011-01	대표이사	청북면고잔리792-1외2필지	031-686-8516	분쇄, 탈수, 용융, 절단시설	9	600	2011-08-29	2011-08-29	99
		충북상사	2011-02	대표이사	청북면고렴리705-4		분쇄시설	5	200	2011-09-05	2011-09-05	194
		㈜영일사	2003-06	대표이사	청북면고잔리1613-2외1필지	031-686-5902	분쇄시설,건조시설	90	500	2011-09-05	2011-09-05	7,657
		㈜제이비산업	2011-04	대표이사	청북면후사리137-21		분쇄시설	6	200	2011-09-28	2011-09-28	0
		㈜코어메탈	2011-06	대표이사	현덕면덕목리903-9		반응시설,정제시설,분쇄시설	6	500	2011-10-04	2011-10-04	96
		진송자원	2011-07	대표이사	칠괴동563-1	031-611-4300	분쇄시설	12	200	2011-10-06	2011-10-06	66
		제이씨산업	2011-08	대표이사	청북면토진리91-2번지외1필지		분쇄시설,용융시설,절단시설	1	400	2011-10-06	2011-10-06	20
		오메가테크놀로지㈜	2011-09	대표이사	청북면율북리923-5		분쇄시설	20	350	2011-10-06	2011-10-06	74
		유엠수지	2011-10	대표이사	청북면후사리137-21		탈수시설,선별시설	8	200	2011-11-30	2011-11-30	1,240
		영풍제지㈜	2011-11	대표이사	진위면견산리571-6번지	031-660-8255	소각시설	94	10,000	2011-12-09	2011-12-09	27,350
		태경산업㈜	2011-13	대표이사	도일동9-3	031-667-2888	탈수, 분쇄, 압축, 건조시설	700	1,200	2011-12-29	2011-12-29	248,820
		성림	2012-01	오세용	청북면 고렴리 1069-9번지	031-353-0566	분쇄시설	2	350	2012-01-13	2012-01-13	600

구 분		업체명	등록·관리번호	대표자	소재지	전화번호	시설명	처리능력 (톤/일)	설치비 (백만원)	허가(승인)일 (년.월.일)	사용시작일 (년.월.일)	2013년 처리량(톤)
시도	시군구											
경기	평택시	진영화학	2012-02	윤태구	합정동 178번지		분쇄시설, 용융시설	10	520	2012-02-02	2012-02-02	980
		경남케미칼	2012-03	이찬규	청북면 고렴리 529-22번지		분쇄시설, 용융(압출)시설	10	350	2013-01-21	2013-01-21	0
		태화물산	2012-04	강인숙	진위면 하북리 219-2번지		압축시설	6	240	2012-03-12	2012-11-29	1,500
		갑부산업개발㈜	2012-05	대표이사	진위면 동천리 612-2		(습식)분쇄시설	160	100	2012-04-30	2012-11-07	3,200
		㈜티지와이	2012-06	최용희	안중읍 덕우리 67-36번지	031-684-9607	(습식)분쇄시설	30	65	2012-04-30	2012-06-30	784
		에스케이인터내쇼날	2012-07	전미경	청북면 건의길 195번지		분쇄시설, 압축시설	10	250	2012-05-17	2012-06-19	445
		㈜다우비	2012-08	이윤구	서탄면 수월암리 124번지	0502-400-3651	분쇄시설, 압축시설, 용융시설	15	310	2012-06-22	2012-08-21	31
		JW종합상사	2012-09	임재훈	청북면 어연리 655-1번지		분쇄시설	16	50	2012-07-16	2012-11-28	219
		이레수지	2012-10	유현형	포승읍 석정리 742-6번지	070-7724-7632	분쇄시설, 탈수시설	10	160	2012-11-07	2012-12-01	525
		도원산업	2012-11	김성배	청북면 현곡리 386-11번지	031-683-2293	분쇄, 성형(압출), 절단시설	25	500	2012-07-20	2012-11-06	3,700
		신용무역	2012-13	신용주	청북면 토진리 300-11번지		파쇄시설, 분쇄시설	36	750	2012-07-27	2012-08-16	392
		㈜서호에코탑	2012-14	서곤성	청북면 고잔리 936-8번지	031-683-2393	파쇄시설, 분쇄시설	1	320	2012-08-08	2012-12-11	0
		신평화에너지㈜	2012-16	방원란	청북면 고렴리 934-3번지	031-686-9231	파쇄시설, 분쇄시설, 용융(압출)시설	20	340	2012-10-10	2012-11-28	450
		우리토탈산업	2012-17	유종갑	청북면 고렴리 359-10		파쇄시설(습식)	40	120	2012-10-22	2012-12-16	2,799
		(주)진흥무역	2012-19	정수민	장당동 52-32번지	031-668-5325	절단시설	4	55	2012-10-26	2012-11-23	0
		SJ메탈	2012-20	장현국,신종기	청북면 토진리 274-8번지		분쇄시설,자연건조시설	41	78	2012-11-08	2012-11-23	472
		㈜이오개발	2012-21	대표이사	진위면 은산리 992-2	031-611-6811	선별시설,파쇄시설	200	500	2012-12-31	2013-04-17	21,963
		세종화학	2009-01	대표이사	칠괴동 585-4	031-611-6366	반응시설,정제시설	50	430	2009-11-03	2010-02-01	13,559
		에스알코리아	2007-04	오상구	오성면 숙성리 764-15	031-681-6842	반응시설,정제시설,분쇄시설	36	350	2007-05-02	2007-07-29	22
		신풍제지	2013-4	송문헌	고덕면 해창리 15	031-669-8283	소각열회수시설	43	1,120	2013-02-15	2013-02-18	987
		우성세라믹스공업㈜	2001-11	이정환	포승읍 석정리 369-6	031-682-2129	성형시설,소성시설,건조시설	30	730	2001-12-03	2001-12-03	4,243
		삼덕산업	2011-01	김석우,박호전	세교동 538-8	031-657-5100	파쇄시설, 건조시설	100	520	2011-06-23	2011-06-23	898
		백봉목장	2013-20	김형철	청북면 백봉리 348-3		지렁이분변토생산시설	10	230	2013-11-05	2013-11-13	219
		(주)우성그린산업	2006-03	손목현	포승읍 방림리 645-3		파쇄시설	84	350	2006-10-30	2006-10-30	1,270
		㈜반디신소재	2013-05	임형학	청북면 고렴리 529-21 가동		분쇄시설, 절단시설	7	150	2013-03-07	2013-05-23	995
		㈜이구에코텍	2011-12	최상권	포승읍 만호리 616	031-482-5482	분쇄시설,건조시설	11	240	2011-12-12	2012-11-09	1,449
		㈜에이스리커버리	2013-11	신승정	청북면 고렴리 286	031-684-5515	반응시설, 건조시설	3	180	2013-06-13	2013-07-25	0
		㈜청택(쩐수지)	2013-23	장원희	청북면 청북서로 265-1	070-8812-0172	분쇄시설, 성형시설	10	280	2013-11-21	2013-12-23	0

구 분		업체명	등록·관리번호	대표자	소재지	전화번호	시설명	처리능력 (톤/일)	설치비 (백만원)	허가(승인)일 (년.월.일)	사용시작일 (년.월.일)	2013년 처리량(톤)
시도	시군구											
경기	평택시	㈜진현케미칼	2013-14	안지원	청북면 현곡리 16-26	031-664-3185	분쇄시설,성형시설	16	310	2013-08-23	2013-09-26	258
		㈜그린테크	2008-06	전정애	청북면 고렴길 73-24	031-681-2260	용융시설,절단시설	7	240	2008-10-07	2008-10-07	189
		제이엘산업	2013-15	정순름	청북면 고렴리 661 가동		분쇄시설,성형시설	12	210	2013-10-01	2013-10-07	279
		㈜현대비철금속	2013-21	연정실	청북면 삼계리 401-35	031-683-2161	분쇄시설,선별시설	12	86	2013-08-23	2013-11-13	0
		은진산업	2013-16	장기승	청북면 옥길리 196-1		분쇄시설	10	160	2013-10-15	2013-10-21	681
		태성산업	2007-03	김충기	서탄면 내천리 840-3	031-662-3447	분쇄시설,성형시설	8	220	2007-07-23	2007-12-10	426
		화산수지	2013-07	고병권	서탄면 금암리 501	070-8816-4922	분쇄시설,탈수시설	2	51	2013-03-18	2013-04-26	510
		한국로지스폴㈜	2013-17	서병륜	청북면 고잔리 1-802	02-3669-7545	절단시설	8	49	2013-10-18	2013-11-13	1,143
		제일하이테크	2013-01	김병곤	청북면 고렴리 917-16		분쇄시설,용융시설	10	260	2013-02-04	2013-02-25	490
	동두천시	㈜탑이엔티	1997-05	박영동	하봉암동 99	865-9477	파쇄·분쇄	156	60	2010-02-26	2010-03-05	10,924
		㈜부림텍	98-01	한광성	상패동 1004	865-9988	사료화·퇴비화	150	1,500	2009-11-03	2009-12-08	23,051
		㈜마니커	97-4	지원철 외1명	하봉암동 127	867-1100	사료화·퇴비화	116	500	1997-05-23	1997-05-23	15,743
		㈜더브류제이	2000-01	박균월	승전로 16 (하봉암동)	867-7191	소각열회수시설	3	800	2002-10-10	2003-01-03	620
		㈜성암섬유	2006-02	황기호	하봉암동 267-1 외 5필지	868-8401	소각열회수시설	2	700	2005-09-16	2006-01-07	462
		하나산업	2006-01	강장천	상봉암동 58-6	868-2123	소각열회수시설	2	500	2004-11-02	2006-01-05	502
		㈜태흥	2012-02	이명주	천보산로595(탑동동)	864-7674	파쇄·분쇄	8	280	2012-09-19	2012-09-25	6
	안산시	지현물산㈜	제1997-1호	방차규	안산시 단원구 해안로 213번길 40	495-5500	추출	35	60	1997-02-07	1997-02-07	5,751
		㈜케이알피	제2000-13호	이승관	안산시 단원구 별망로 597-7	492-1288	반응	1	50	2000-09-19	2000-09-19	27
		㈜애강리메텍	제2000-17호	양찬모	안산시 단원구 진흥로 38번길 14	499-5675	탈수,건조,파쇄,분쇄,반응	79	210	2000-08-17	2000-08-17	810
		현대드럼산업㈜	제2002-2호	이상호	안산시 단원구 번영로 10번길 9	431-0266	압축,탈지	3	10	2000-09-19	2000-09-19	357
		㈜화성씨제이	제2001-25호	최기형	안산시 단원구 별망로 269번길 63	495-5691	반응	5	50	2001-11-22	2001-11-22	345
		㈜대룡이앤씨	제2003-6호	이종대	안산시 단원구 목내로 122번길 46	492-2946	반응	2	20	2003-12-15	2003-12-15	269
		에코메탈㈜	제2006-1호	김동석	안산시 단원구 동산로 27번길 42-31	433-0750	반응,정제	0	100	2006-08-28	2006-08-28	9
		화진금속공업㈜	1998-1	이강학	안산시 단원구 신원로 137	491-1125	용융,분쇄	22	250	1996-11-29	1996-11-29	5,526
		범창산업㈜	1988-2	손무호	안산시 단원구 원시로 239-5	494-1992	용융,분쇄	10	110	1996-11-29	1996-11-29	1,827
		㈜서울합금	1989-1	김수희	안산시 단원구 능길로 115번길 13	494-6614	용해	1	60	1989-04-25	1989-04-25	2
		에스비씨㈜	1999-9	신현식	안산시 단원구 별망로 453	491-3041	용해	18	300	1999-12-11	1999-12-11	13
		신일금속㈜	2000-5	이광수	안산시 단원구 번영로 132번길 16	497-6108	용융	8	78	2000-02-18	2000-02-18	481

구 분		업체명	등록·관리번호	대표자	소재지	전화번호	시설명	처리능력 (톤/일)	설치비 (백만원)	허가(승인)일 (년.월.일)	사용시작일 (년.월.일)	2013년 처리량(톤)
시도	시군구											
경기	안산시	㈜케이피	2005-1	박종엽	안산시 단원구 능길로 115번길 29	495-0522	분쇄	28	40	2005-05-27	2005-05-27	360
		삼우합금공업㈜	2008-3	안흥진	안산시 단원구 첨단로 267번길 48	499-1262	정제	1	370	2008-03-21	2008-03-21	133
		㈜삼양수지	2008-5	이길영	안산시 단원구 별망로 535	319-9460	분쇄,성형	2	260	2008-05-20	2008-05-20	57
		㈜옥토산업	2011-1	송경훈	안산시 단원구 번영로 15번길 33	434-1971	건조	8	170	2011-04-13	2011-04-13	134
		㈜성진트레이드	2011-2	최경진	안산시 단원구 별망로 79번길 127	432-6778	압축,분쇄	180	294	2011-06-23	2011-06-23	4,029
		신대양제지㈜시화	제2008-20호	권혁홍	안산시 단원구 별망로 159번길 13	499-0880	소각열회수시설	180	310	1997-11-05	1997-11-05	26,508
		신대양제지㈜반월	제2008-21호	권혁홍	안산시 단원구 목내로 29	494-7911	소각열회수시설	95	1,500	2007-11-26	2007-11-26	18,554
		동일제지㈜	제2008-4호	정영섭	안산시 단원구 해안로 104	491-0010	소각열회수시설	95	300	1998-03-16	1998-03-16	12,767
		대양제지공업㈜	제2009-1호	권영	안산시 단원구 신원로 50	491-1641	소각열회수시설	95	500	1999-11-18	1999-11-18	1,373
		삼미산업㈜	1999-2	김해룡	안산시 상록구 남산평길 41-21 (팔곡일동)	031-437-0102	추출,농축	45	3,071	1999-08-09	1999-08-09	16,427
	고양시	인선	1998-2호	김대봉	일산동구 동국로 240 인선이엔티	930-3322	파쇄	100	200	2009-11-24	2009-12-02	36,500
		㈜근우산업이엔지	2012-5호	윤세진	덕양구 대덕산로 105	02-3159-9534	파쇄/분쇄	40	200	2012-05-25	2012-06-01	5,409
		경일에너지㈜	2012-6호	윤인구	일산동구 성현로 144	975-9011	파쇄/분쇄	72	220	2012-09-14	2012-09-21	2,371
		(주)신세기바이오	2012-7호	김용범	일산동구 성현로 268번길 95-15	907-3876	파쇄	50	300	2012-07-31	2012-08-04	9,465
		대신금속	2013-8호	이점섭	일산동구 지영로 194번길 40-15	977-2557	용융기,반응기	0	230	2013-08-19	2013-08-26	1
		명성상사	2013-7호	이종소	일산서구 가좌로 50번길 11-13	921-2406	절단장치(수동)	4	85	2013-07-31	2013-08-21	170
		부강자원	2013- 11호	박헌용	일산동구 은마길 79번길 54-11	977-8442	분쇄	3	225	2013-08-27	2013-09-15	274
		(주)원창에코	2013-12호	이범근	일산서구 신덕로 114	915-5111	파쇄/분쇄	67	280	2013-08-30	2013-09-12	0
		(주)크린에코텍	2013-03호	권창혁	일산동구 문원길 30-12	915-4949	파쇄	81	200	2013-04-24	2013-05-20	1,086
		㈜금강이엔텍	2013-17호	김은숙	일산동구 성현로 150	976-1044	파쇄	50	200	2013-12-20	2013-12-31	0
		그린엔텍콤㈜	2012-5호	김영훈	일산동구 은마길 63번길 25-16	977-6030	파쇄	150	3,000	2012-03-29	2012-04-05	26,658
		(주)장원씨앤엔스	2014-3호	강석헌	고양시 덕양구 통일로1031번길 412	962-3850	파쇄탈수/건조	150	3,338	2014-03-07 (변경허가)	2014-03-15	10,657
	남양주시	㈜에코그린	제2006-01호	이형출	남양주시 진접읍 금곡리 425-2	571-9380	압축시설	20	140	2006-06-23	2006-08-01	2,258
		(주)방태	제2003-03호	김용남	남양주시 진건읍 송능리 56-1	529-0123	파쇄,절단시설	470	100	2003-10-08	2003-10-08	41,368
		누리환경산업㈜	제2008-01호	이정희	오남읍 오남리 610-1,2,3,6	529-0906	파쇄시설	40	500	2008-07-31	2008-07-31	854
		㈜송림리사이클링	제2010-1호	설종우	오남읍 양지리 725-2,726	527-0002	압축,분쇄,용융	79	700	2010-02-01	2010-02-01	369
		한국컴퓨터재생센터㈜	제2012-015호	구자덕,장만호	남양주시 진건읍 송능리 49-22	554-7297	파쇄시설	23	7	2009-11-11	2009-11-11	84
		㈜진접개발	제2012-05호	권현정	남양주시 진접읍 팔아리 820번지외3필지	571-6221	파쇄,분쇄시설	100	1,400	2012-01-18	2012-02-10	2,911

구 분		업체명	등록·관리번호	대표자	소재지	전화번호	시설명	처리능력 (톤/일)	설치비 (백만원)	허가(승인)일 (년.월.일)	사용시작일 (년.월.일)	2013년 처리량(톤)
시도	시군구											
경기	남양주시	그린이노베이션	제2013-04호	정연대	진접읍 진벌리 6-1	575-7058	절단	48	50	2013-10-30	2013-10-30	0
		경남상사	제2013-05호	김창식	진접읍 진벌리 6-1	575-7058	압축	48	80	2013-10-30	2013-10-30	0
	오산시	㈜성철환경개발	제1998-1(재)호	김경옥	가장동 340-1	375-1387	선별시설	60	300	1998-07-28	1998-07-28	492
		㈜알파자원	제2000-16(재)호	정기화	갈곶동 292	377-6010	파쇄시설	100	100	2000-09-14	2000-09-14	23,427
		진양우드	제2001-1(재)호	오종균	외삼미동 555-1	372-3217	파쇄시설	100	100	2001-05-08	2001-05-08	4,006
		㈜SH ENG	제2002-1(재)호	임범진	갈곶동 302-4	372-5144	파쇄시설	400	500	2002-07-12	2002-07-12	11,645
		㈜대림제지	제2006-1(재)호	대표이사	누읍동 7	373-7670	소각열회수시설	84	5,300	2006-06-23	2006-06-23	26,081
		한국수출포장공업㈜	제2007-1호	허용삼	누읍동 80-1	373-2641	소각열회수시설	94	10,000	2007-04-19	2007-04-19	31,607
		닉스월드	제2011-3(재)호	김은자	가장동 373-6	374-9460	절단시설	1	50	2011-11-01	2011-11-01	181
	시흥시	정인수지	2011-재-1	최노완	경기도 시흥시 옥구천서로81번길 23	499-3562	분쇄시설,압출기	6	300	2011-11-07	2011-11-07	1,713
		㈜삼양사 시화공장	2011-재-2	김윤	경기도 시흥시 공단1대로80번길 147	497-0277	세척기,선별기분쇄기,건조기,분리기	48	2,100	2005-08-24	2005-08-24	19,549
		장현수지	2011-재-3	함성훈	경기도 시흥시 서해안로78번길 33	499-4857	분쇄시설, 배압기, 압출기	8	600	1994-04-11	1994-04-11	257
		남양자원	2012-재-1	이규옥	경기도 시흥시 포도원로 122-1	319-3459	압축기	16	50	2012-03-05	2012-03-05	89
		삼원포리머	2012-재-2	박종섭	경기도 시흥시 공단2대로139번길 25	431-1534	분쇄시설	64	300	2005-06-21	2005-06-21	1,682
		태산기연	2012-재-3	엄현주	경기도 시흥시 군자천로81번길 60	499-6296	반사로	8	60	1995-10-31	1995-10-31	0
		(주)단석산업	2012-재-4	한구재	경기도 시흥시 협력로 165	488-0700	반응,반응(응축),정제,건조시설	143	1,400	2010-06-28	2010-06-28	4,862
		(주)시화스크랩	2012-재-5	박영복	경기도 시흥시 경제로 172	498-2538	압축시설,절단시설	130	300	1999-12-18	1999-12-18	1,017
		㈜고려제지	2012-재-6	류경호	경기도 시흥시 군자천로 99	496-7324	소각시설	95	7,400	1997-05-08	1997-05-08	7,501
		(주)단석산업	2012-재-7	한구재	경기도 시흥시 협력로 165	488-0700	용융시설 ,기타로(보온로)	30	1,000	2011-07-22	2011-07-22	0
		㈜엔에스오	2012-재-8	오계자	경기도 시흥시 군자천로81번길 66	498-2090	분쇄시설	3	300	1994-10-29	1994-10-29	0
		아세아페이퍼텍㈜	2012-재-9	박원희	경기도 시흥시 서해안로 231	8086-8732	소각시설	95	7,660	2002-01-10	2002-01-10	15,477
		한일화학공업㈜	2013-재-1	윤성진	경기도 시흥시 공단1대로 37	499-8201	용해로	31	2,000	1996-09-10	1996-09-10	12,208
	의왕시	성신금속상사	제22호	기윤서	맑은내길 38	455-9066	소각, 용융, 정제, 반응, 응집·침전	15	550	2001-12-15	2001-12-15	55
	용인시	㈜법면녹화육운	2000-05	김진철	처인구 원삼면 독성리 204-9	333-7461	퇴비화시설	757	150	2000-08-28	2000-09-11	3,464
		청원영농조합법인	2004-2	손대영	처인구 백암면 고안리 1332	339-5442	사료화.퇴비화	200	6,000	2004-04-10	2004-04-28	13,428
		동양비료㈜	2004-03	손대영	처인구 백암면 고안리 1333	322-2982	퇴비화	70	150	2004-04-23	2004-04-26	휴업
		(주)남강엠엔테크	2004-06	최규홍	처인구 이동면 덕성리 564-6	334-2044	파쇄,분쇄,추출	13	200	2004-06-04	2004-07-04	80
		(주)동우바이오	2005-3	이대현	처인구 백암면 석천리 200-4	323-5833	사료화.퇴비화	315	8,000	2005-10-26	2006-07-05	6,123

구 분		업체명	등록·관리번호	대표자	소재지	전화번호	시설명	처리능력 (톤/일)	설치비 (백만원)	허가(승인)일 (년.월.일)	사용시작일 (년.월.일)	2013년 처리량(톤)
시도	시군구											
경기	용인시	대한산업	2011-2	이남열	처인구 이동면 송전리 127	336-9237	파쇄,분쇄	20	50	2000-12-09	2000-12-18	4,800
		삼호환경기술㈜	2011-4	이장근	처인구 남사면 북리 84-6	322-3507	파쇄,분쇄	400	300	2001-12-24	2002-01-14	16,887
		(주)대흥엠엔티	2011-6	한재현	처인구 이동면 서리 411번지외 3필지	323-2167	파쇄,분쇄,추출	20	50	2004-06-04	2004-07-09	2,136
		진성테크㈜	2011-12	김윤영	처인구 이동면 서리 117-8	339-0376	파쇄,분쇄,용융	106	150	2009-06-26	2009-06-26	33,335
		㈜중천2공장	2011-14	임승철	처인구 이동면 덕성리 564-5	335-2681	파쇄,분쇄,추출	3	30	2007-02-13	2007-02-27	52
		제일테크	2011-19	정말선	처인구 이동면 화산리 501	336-0720	파쇄,분쇄,용융	10	25	2007-06-14	2007-06-30	1,370
		서진우드	2012-04	박영숙	처인구 이동면 서리 437-3	339-9691	파쇄,분쇄	6	40	2012-01-31	2012-02-14	718
		제일탄소공업㈜	2012-07	유부진	처인구 백암면 백봉리 1165	322-3691	파쇄,분쇄	10	20	2000-12-08	2000-12-28	157
		(사)한국아이티복지 진흥원자원순환센터	2012-14	정일섭	처인구 남사면 완장천로 16	338-6950	파쇄,분쇄	25	35	2012-11-05	2012-12-13	837
		(사)한국전자제품 자원순환센터	2013-6	유인성	처인구 이동면 덕성리 187-5	323-4075	파쇄,분쇄	108	1,500	2004-10-01	2004-10-13	13,870
		㈜경일산업	2013-7	백국흠	처인구 원삼면 맹리 267-25	334-8147	파쇄,분쇄,용융	8	50	2013-06-25	2013-06-28	78,838
		태형수지	2013-9	김공순	처인구 남사면 봉명리 583-8	322-4394	파쇄,분쇄,용융	3	43	2013-06-26	2013-07-01	285
		㈜덕진플라스틱	2013-10	박동수	처인구 이동면 화산리 346-1	321-7813	파쇄,분쇄,용융	7	37	2013-06-27	2013-07-02	2,087
		㈜씨케이리소스	2013-13	김홍권	처인구 이동면 묘봉리 807-1외 1필지	321-7901	파쇄,분쇄,용융	47	1,300	2013-07-19	2013-07-24	671
		금강환경	2013-14	이병호	처인구 남사면 완장리 528-6	335-1875	파쇄,분쇄,용융	1	25	2013-07-29	2013-08-01	128
		영광산업	2013-17	이수진	처인구 백암면 근곡리 3-4	333-1786	파쇄,분쇄,용융	4	50	2013-07-29	2013-07-31	1,006
		가온환경	2013-18	나민수	처인구 백암면 고안리 610-2	336-2336	사료화.퇴비화	96	750	2013-07-31	2013-11-28	허가미진행
		㈜액소콤	2013-20	이재덕	처인구 남사면 봉명리 275-3	332-7052	파쇄,분쇄,용융	6	34	2013-08-13	2013-09-09	118
		진현화학	2013-24	이현덕	처인구 이동면 화산리 407-1	335-6548	파쇄,분쇄,용융	10	40	2013-08-26	2013-08-28	5,245
		㈜그린서림	2013-25	신양미	처인구 남사면 봉명리 219	339-2952	유수분리,냉각,정제	8	40	2013-09-02	2013-09-05	420
		㈜세주산업	2013-26	김형삼	기흥구 하갈동 203-2	274-6270	파쇄,분쇄,용융	7	35	2013-09-16	2013-10-10	1,245
		대륭이엔씨	2013-27	최원옥	처인구 남사면 통삼리 522-1	332-0213	파쇄,분쇄,용융	8	25	2013-10-15	2013-10-17	625
	파주시	(주)스미스테크	2013-19	유인택	탄현면 한산로 36	031-944-5550	파쇄분쇄시설	1	30	2013-07-24	2013-07-24	554
		(주)신탑그린	2012-11	장진호	법원읍 술이홀로 1614-51	031-958-4509	압출시설	15	50	2013-08-02	2013-08-02	357
		(주)유익	1991-4	문춘자	광탄면 마장리 7-1,7-9	031-948-7052	파쇄분쇄시설	17	60	1991-03-19	1991-03-19	2,682
		(주)장원리싸이클	2012-13	전옥희	파주읍 광탄천로 321-4	031-953-1154	압출시설	5	20	2012-11-09	2012-11-09	14
		(주)제이에스코리아	2008-3	전현옥	탄현면 성동리 7-9	031-957-1541	파쇄분쇄시설	1	10	2008-11-11	2010-09-13	152
		(주)지엔씨리싸이클링	2012-8	대표이사	광탄면 분수리 482-1	031-957-0087	파쇄분쇄시설,세척시설	3	40	2007-01-24	2006-11-29	398

구 분		업체명	등록·관리번호	대표자	소재지	전화번호	시설명	처리능력 (톤/일)	설치비 (백만원)	허가(승인)일 (년.월.일)	사용시작일 (년.월.일)	2013년 처리량(톤)
시도	시군구											
경기	파주시	(주)한남산업	2004-4	유수종	광탄면 용미리 375-1	031-943-3088	파쇄분쇄시설	1	10	2004-10-28	2004-10-28	219
		(주)화승리사이클링	2005-4	김영식	광탄면 창만리 459-1	031-957-0087	파쇄분쇄시설,탈수시설	10	150	2005-11-08	2005-11-02	261
		H.C.R.Korea	2012-12	박숙영	광탄면 보광로 1100번길 80	031-954-1554	압출시설	24	140	2013-07-29	2013-07-29	6,699
		HCR Korea	2013-26	박숙영	광탄면 보광로 1100번길 15	031-945-1554	압출시설	12	30	2013-07-26	2013-07-26	401
		국정화학	1997-21	김용분	월롱면 도내리 462-2	031-944-1320	용융시설	3	13	1997-08-21	1997-08-21	125
		금박이영농조합법인	2009-1	박일병	적성면 가월리 1282		기타	40	200	2009-01-08	2009-01-08	4,035
		금성산업(주)	2012-4	신용수	탄현면 헤이리로185번길 68	031-941-3405	파쇄분쇄시설, 압출시설	22	60	2012-03-05	2012-03-05	461
		대신	2011-2	백연숙	월롱면 능산리 319		파쇄분쇄시설	3	15	2011-04-11	2011-03-10	0
		디지켐(주)	2000-3	윤길중	광탄면 진지로 89-27	031-942-3835	압출시설	10	30	2000-05-22	2000-05-22	2,569
		미성기업	2004-2	김시곤	법원읍 갈곡리 402-2	031-958-6201	사료화	20	40	2004-03-18	2004-02-13	918
		번영환경개발(주)	1999-18	김인숙	파주읍 정문로 633-71	031-949-2820	파쇄분쇄시설	240	3,100	2011-01-05	2011-01-05	31,714
		삼명코리아(주)	1992-5	엄병호	동패동 565-1	031-941-7604	용융시설	16	40	1992-04-18	1992-04-18	0
		삼산수지	2013-18	장우형	법원읍 화합로 281-10	031-959-9330	압축시설	10	80	2013-07-22	2013-07-22	744
		상록수지산업사	1997-22	조용구	광탄면 명봉산로 352번길 35	031-943-8223	압출시설	15	20	1997-12-24	1997-12-24	3,275
		서영금속산업사	1999-9	정평화	파주읍 부곡리 147-3	031-954-1938	용융시설	2	30	1999-12-16	1999-12-16	27
		신흥아스콘(주)	2012-14	조철호	금능동 11-1	031-944-4122	가열(용융)시설	480	300	2013-07-22	2013-07-22	1,840
		양정수지	2010-6	김원재	광탄면 발랑리 251-3	031-941-1233	용융시설	10	30	2010-07-01	2010-06-29	884
		에코노바산업	2011-3	이충구	월롱면 덕은리 841-12	031-948-9641	파쇄분쇄시설	35	356	2011-10-31	2011-10-31	4,386
		연경로지스틱(주)파주공장	2013-23	강석경	파주읍 우계로 104번길 39	031-954-1745	정제시설	220	200	2013-07-25	2013-07-25	2,470
		용수산업	1994-8	용수산업	월롱면 덕은리 226-3	031-945-3396	용융시설	3	10	1994-12-29	2000-04-01	0
		유신프라택	1997-16	김동진	탄현면 오금리 138-1	031-945-2208	용융시설	1	50	1997-02-22	2008-12-03	110
		이윤산업	2013-34	이상윤	월롱면 누현길 14	031-945-8852	파쇄분쇄시설	80	100	2013-10-15	2013-10-15	9,903
		주식회사 대원아스콘	2009-5	대표이사	광탄면 방축리 5-6	031-941-0871	용융시설	216	20	2009-10-13	2009-10-13	37,586
		주식회사 모아프레임	2012-3	임영자	광탄면 부흥로 235번길 137	031-949-3382	파쇄분쇄시설, 압출시설	7	30	2012-02-17	2012-02-17	231
		주식회사 비우이엔지	2013-25	주무송	파주읍 주라워길 400	031-953-9715	파쇄분쇄시설	80	350	2013-10-23	2013-10-23	1,958
		중앙비료	2011-4	최인수	적성면 장현리 217-3	031-959-6788	파쇄분쇄시설	8	20	2011-12-22	2012-02-07	0
		진성산업	2012-6	박용규	목동동 235-9	031-948-6200	퇴비화	0	1,000	2001-05-10	2001-05-10	44
		코린테크	2013-14	김상수	광탄면 수레길 290	031-948-2420	압출시설	3	30	2013-07-10	2013-07-10	338

구 분		업체명	등록·관리번호	대표자	소재지	전화번호	시설명	처리능력 (톤/일)	설치비 (백만원)	허가(승인)일 (년.월.일)	사용시작일 (년.월.일)	2013년 처리량(톤)
시도	시군구											
경기	파주시	태일케미칼	2013-31	남궁무	광탄면 소라울1길 153-12	031-941-5076	압출시설	5	15	2013-08-23	2013-08-23	514
		태창아스콘(주)	2006-7	이민형	월롱면 영태리 14-12	031-943-7611	용융시설	150	200	2006-12-22	2006-12-22	16,587
		태화에은케미칼	2013-22	성태중	탄현면 새오리로286번길 59	031-942-4143	압출시설	5	50	2013-07-24	2013-07-24	292
		푸른사료	2000-2	이기용	파주읍 부곡리 79-9	031-954-3091	사료화	10	19	2000-02-24	2000-02-04	280
		한솔PSR	2013-6	구자익	탄현면 방축로 565-8	031-942-9299	압축시설	10	80	2013-05-28	2013-05-28	652
		형제수지	2008-1	이종균	광탄면 분수리 93-1	031-947-9818	파쇄분쇄시설, 용융시설	12	40	2008-05-30	2005-09-29	1,039
	이천시	엘그린	제2001-4호	이상국	모가면 두미리 53	636-6969	사료화·퇴비화	60	250	2001-08-25	2001-08-25	748
		(주)영동이엔텍	제2002-1호	오삼영	설성면 상봉리 626-7	641-8990	사료화·퇴비화	90	550	2002-07-12	2002-07-12	2,404
		삼미환경㈜	제2003-4호	홍경종	율면 신추리 776-1	643-0661	사료화·퇴비화	98	1,800	2003-11-21	2003-11-21	35,088
		석강농장	제98-1호	김세현	대월면 구시리 산 68	632-1501	사료화·퇴비화	30	450	1998-09-17	1998-09-17	0
		푸른농장	제98-2호	정규용	율면 월포리 966-38	641-5187	사료화·퇴비화	90	800	1998-12-15	1998-12-15	36,965
		㈜미래환경산업	제2003-3호	서영근	설성면 제요리 120-3	641-4959	사료화·퇴비화	35	200	2003-09-08	2003-09-08	265
		㈜보성씨엔알	제2001-3호	박영근	설성면 수산리 32-19	642-8996	사료화·퇴비화	42	300	2001-08-25	2001-08-25	10,150
		㈜유성엔텍	제2001-1호	최지성	설성면 대죽리 111-4	642-6811	파쇄·분쇄	78	810	2001-04-30	2001-04-30	11,004
		㈜통해물산	제2003-6호	김정헌	대월면 구시리 308	632-0433	파쇄·분쇄	1	30	2003-12-20	2003-12-20	85
		(주)한영세미콘	제2003-2호	최한영	설성면 상봉리 17-23	642-4020	파쇄,세척,선별	1	30	2003-01-03	2003-01-03	5
		㈜삼성환경개발	제97-1호	이호찬	이천시 설성면 상봉리 571	643-4411	파쇄, 분쇄	200	500	2012-04-09	2012-04-09	56,735
		(주)아미바이오	제96-2호	서성호	이천시 부발읍 송온리 385-2	638-3400 634-3353	사료화	70	350	2013-07-19	2013-07-19	6,261
		대륙기업㈜	제98-2호	유문한	이천시 부발읍 죽당리 620-4	632-8124	분쇄, 용융, 냉각, 절단	8	500	2013-07-19	2013-07-19	2,039
		금강환경산업㈜	제98-6호	박기선	이천시 모가면 소고리 96-14	634-8020	파쇄, 분쇄	1,000	700	2013-07-19	2013-07-19	3,387
		하나케이환경㈜	제97-4호	원용한	이천시 대월면 군량리 618-1	632-8888	파쇄, 분쇄	4,300	1,500	2012-03-13	2012-03-13	17,512
		영동흥산	제2000-1호	임우규	이천시 장호원읍 선읍리 476-5	642-2190	교반	1,000	700	2013-07-24	2013-07-24	0
		영동비료	제2000-2호	임진모	이천시 장호원읍 선읍리 472-4	642-6311	사료화	600	500	2013-07-29	2013-07-29	0
		한준에프알㈜	제2000-11호	이승준	이천시 율면 송곡리 297-8외2	02-798-8866 643-2266	파쇄	80	200	2012-03-07	2012-03-07	25,984
		21C리싸이클링	제2001-4호	전창복	이천시 장호원읍 대서리 706-2	642-8230	압축, 용융, 파쇄	1	30	2013-08-12	2013-08-12	2,512
		동진리싸이클	제2001-8호	차옥자	이천시 모가면 소고리 94-4	633-5750	파쇄, 용융	1	30	2013-02-20	2013-02-20	1,684
		부원산업	제2006-03호	김기학	이천시 율면 산성리 154외 1필지	643-0217	분쇄, 용융, 냉각, 세척	5	100	2012-07-17	2012-07-17	532
		초원환경㈜	제2008-7호	윤복한	이천시 모가면 소사리 304-11	632-0831	파쇄, 분쇄	85	350	2013-08-06	2013-08-06	8,749

구 분		업체명	등록·관리번호	대표자	소재지	전화번호	시설명	처리능력 (톤/일)	설치비 (백만원)	허가(승인)일 (년.월.일)	사용시작일 (년.월.일)	2013년 처리량(톤)
시도	시군구											
경기	이천시	설성기업	제2009-3호	허수행	이천시 설성면 신필리 5-3번지외 9필지		분쇄	78	350	2013-03-26	2013-03-26	2,677
		대보환경㈜	제2010-1호	박오식	설성면 수산리 67-5	641-7272	파쇄, 분쇄	78	350	2012-11-30	2012-11-30	16,336
		금산산업	제2010-3호	가양헌	이천시 설성면 상봉리 17-30	642-2272	분쇄, 냉각, 정제	2	50	2013-07-24	2013-07-24	486
		에이치에너지㈜	제2010-5호	이홍규	이천시 설성면 진상미로 731-26(수산리 65-1)	643-2900	파쇄, 분쇄	25	200	2012-06-05	2012-06-05	0
		효진산업	제2012-12호	권순현	이천시 고담동 376-1		파쇄, 분쇄	72	350	2012-10-09	2012-10-09	0
		신우상사	제2002-4호	이재경	이천시 대월면 사동리 190-1	634-7318	도장	3	50	2013-11-18	2013-11-18	1,213
	안성시	영성환경산업㈜	2001-3	김말준	일죽면 방초리 308-4	031-671-1170, 팩스 671-1150 성장환사장	파쇄기	48	800	2001-12-29	2004-12-13	9,845
		삼미금속㈜	2002-2	이기호	서운면 신능리 220-1	671-5512	고온소각시설	23	1,000	1999-11-09	2004-01-28	54
		㈜코리아리사이클시스템	2003-1	이상국	죽산면 용설리 746-1	676-0347	파쇄기	37	1,000	2003-03-28	2003-03-28	37
		오성산업	안성5	강상근	미양면 구수리 306-5	677-3751	성형시설	2	30	1995-03-31	1995-03-31	2
		효성자원㈜	안성8	조종운	양성면 명목리 311-1	671-8411	분쇄시설	31	105	1997-05-01	2003-08-06	7,510
		환경수지	안성9	김덕겸	대덕면 소내리 316-5	672-0598	분쇄시설	10	155	1997-05-30	2004-02-17	720
		㈜익스톨 안성지점	안성12	허욱환	일죽면 방초리 303	674-6054	절삭시설	2	100	1997-11-07	1997-11-08	0
		대경산업	안성20	박경식	대덕면 보동리 470	673-9226	분쇄시설	48	500	1999-01-15	1999-01-15	924
		(주)대지환경	안성22	이건강	서운면 현매리 254	674-6247	분쇄시설	16	200	1999-09-13	1999-09-13	3,887
		동양수지	안성23	오창석	공도면 웅교리 331	651-2097	압출성형기	15	300	1999-10-16	1999-10-16	15
		안성TMR	안성25	김창용	미양면 신계리 102-1	673-4052	사료화시설	10	100	1999-11-15	1999-11-16	1,510
		㈜바이오엔그린텍	안성28	송복헌	죽산면 두교리 137-2	674-3209	사료화시설	45	300	2000-01-13	1999-10-11	45
		대한민국특수임무유공자회	안성29	김희수	미양면 강덕리 35-5	02-738-8240	분쇄시설	28	100	2000-01-22	2001-01-22	5,816
		대원사	안성30	최대원	신소현동 153	02-836-7509	압축시설	4	200	2000-02-11	2000-02-12	260
		미래프라텍㈜	안성35	강윤석	죽산면 당목리 936-3	674-7624	분쇄시설	24	35	2000-07-19	1905-06-25	24
		신흥물산㈜	안성36	석정숙	삼죽면 마전리 117-3	703-4521	사료화시설	43	300	2000-06-03	2007-07-19	906
		㈜화인	안성37	전영수	죽산면 용대길 18(두교리 136)	674-4390	사료화	76	500	2000-07-24	2000-07-24	9,955
		고려플라스틱	안성38	구병채	죽산면 두현리 459-4	676-7570	분쇄시설	17	200	2000-08-10	2008-12-02	161
		㈜원일	안성39	김기장	미양면 마산리 164-3	677-8527	사료화시설	15	250	2000-09-28	2008-07-18	1,727
		㈜울트라사료	안성41	이재원	미양면 구례리 76-2	671-4321	사료화시설	160	1,000	2001-03-09	2004-08-31	65,092
		남부상사	안성43	조상수	공도읍 용두리 514	656-8086	수작업 수리	1	10	2001-06-22	2001-06-22	4
		㈜대신환경산업	안성46	박순돌	대덕면 신령리 21-1	675-6681	분쇄시설	9	150	2003-06-27	2003-06-11	159

구 분		업체명	등록·관리번호	대표자	소재지	전화번호	시설명	처리능력 (톤/일)	설치비 (백만원)	허가(승인)일 (년.월.일)	사용시작일 (년.월.일)	2013년 처리량(톤)
시도	시군구											
경기	안성시	안성사료㈜	안성47	김완회	미양면 강덕리 21	677-8541	사료화시설	38	300	2001-11-06	2001-09-10	22,109
		㈜안성자원화	안성48	전정민	삼죽면 밤고개길79-146(율곡리 28)	674-8029	사료화시설	25	300	2001-11-06	2006-08-03	4,679
		태영리사이클링	안성50	박길원	미양면 미양로 502(갈전리 281-3)	671-1801	분쇄시설	6	100	2002-01-16	2010-10-19	6
		㈜양투카	안성51	김주열	일죽면 산북리 66-1, -4	672-6111	분쇄시설	12	600	2002-01-23	2002-01-12	12
		이엘투엘㈜	안성55	원관호	원곡면 산하리 395-4	611-1034	사료화시설	98	1,500	2002-07-12	2009-12-22	14,070
		대성그린기업㈜	안성57	정효양	보개면 보개산로 204(북좌리 288-4)	675-2970	분쇄시설	116	600	2002-12-16	2012-05-03	5,396
		태호실업㈜	안성58	김재용, 김갑순	공도읍 용두리 245-1	031-653-2444	사료화시설	6	200	2003-03-07	2003-03-07	2,772
		공단상사	안성59	김순자	원곡면 성은리408-3번지 외 2필지		수작업 수리	4	100	2003-12-08	2003-12-08	0
		청호산업	안성60	송세공	원곡면 지문리 427	031-651-6047 F655-6047	사료화시설	72	100	2004-02-07	2004-02-07	72
		미래화성	안성64	송용기	서운면 송정리 165	0	용융시설	1	120	2004-10-11	2004-09-24	1
		성문열처리	안성65	홍문기	서운면 신능리 118-1	677-7060	압출시설	4	30	2004-10-14	2004-10-14	4
		에코로지스㈜	안성66	대표이사	죽산면 당목리 724-1	031-674-4513	분쇄시설	30	900	2004-12-04	2009-10-27	3,288
		(주)현리싸이클	안성69	대표이사	죽산면 당목리 418번지	671-6121	용융시설	3	500	2005-02-24	2005-01-25	3
		광일환경㈜	안성72	대표이사	미양면 강덕리 4-1번지	677-0777~8	파쇄시설	67	600	2005-05-25	2005-05-26	14,108
		보광상사	안성73	유덕임	미양면 보체리 248-1번지	677-7310	분쇄시설	9	700	2005-06-01	2011-01-24	9
		은혜상사	안성74	윤근상	대덕면 보동리 133-6	676-9925	수작업 수리	1	400	2005-07-13	폐업(2013/7/23)	0
		㈜공간세라믹	안성77호	대표이사	미양면 개정리 109-2번지	671-1661	분쇄시설	55	500	2005-12-23	2006-06-16	55
		에스엠폴리머	안성78호	박명옥	원곡면 지문리 69-10번지	031-275-6842	용융시설	55	200	2005-12-30	2005-12-28	55
		경남상사	안성79호	제갈승호	원곡면 외가천리131-4	651-7006	분쇄시설	13	600	2006-03-22	2006-02-08	1,610
		㈜대웅환경	안성80호	박형금	원곡면 산하리 257-3번지외 1필지	658-2347	분쇄시설	1	200	2006-05-17	2006-09-01	1
		홍진산업	안성81호	배성주	대덕면 소내리 326-1	674-5273	사료화시설	7	100	2006-11-27	2008-02-22	1,503
		㈜동광에스디	안성82호	윤배원	공도읍 만정리 358-25	653-0095	표면처리시설	3	200	2006-11-16	2012-01-19	395
		안일자원	안성83호	서순옥	공도읍 승두리 598-60	655-3264	절단시설	8		2006-10-09	2006-11-13	13
		한솔수지	안성86	서진영	원곡면 성주리 227-8	654-2608	분쇄시설	3	400	2007-04-20	2007-04-02	60
		음성폴리머	안성93	송영수	죽산면 당목리 627-1	671-6611	용융시설	2	300	2008-07-18	2008-07-17	2
		㈜조은비료	안성94	김명희	삼죽면 용월리 149-4	677-6685	퇴비화시설	5	80	2008-07-18	2008-07-09	8
		㈜씨엠와이	안성95	최창수	원곡면 지문리 423	667-0784	-	3	400	2008-10-06	2008-10-06	12
		케이지텍	안성96	김성태	대덕면 모산리 175	675-4277	분쇄시설	6	200	2008-10-08	2011-01-14	2,104

구 분		업체명	등록·관리번호	대표자	소재지	전화번호	시설명	처리능력 (톤/일)	설치비 (백만원)	허가(승인)일 (년.월.일)	사용시작일 (년.월.일)	2013년 처리량(톤)
시도	시군구											
경기	안성시	㈜한코교역	안성98	이용섭	죽산면 장원리 1-1	677-8672	사료화시설	1	100	2008-10-16	2008-10-01	1
		고삼농업협동조합	안성100	조현선	고삼면 쌍지리 820-10번지	672-7770	사료화시설	8	100	2009-02-11	2009-01-29	8
		㈜정진플라스틱	안성106	신영희	미양면 보체리 320-3	677-4355	분쇄시설	5	200	2009-09-30	2009-08-27	1,540
		보개농업협동조합	안성108	조합장	보개면 북좌리 324	672-0770	퇴비화시설	40	350	2009-12-28	2011-06-15	3,990
		유환종합상사	안성111	유경식	고삼면 가유리 612-1	352-4330	분쇄시설	8	300	2010-03-08	2010-02-08	0
		태안금속	안성112	가유연	원곡면 칠곡리 156-2	652-8843	분쇄시설	24	400	2010-04-14	2010-04-13	24
		㈜엔앤피	안성114	서병인	보개면 보개원삼로 474-68(기좌리 8)	677-0085	사료화시설	98	1,600	2010-09-07	2010-08-27	3,331
		진명리테크	안성115	이정혜	대덕면 소내리 236-3	671-8911	성형시설	20	400	2010-11-03	2010-11-03	20
		에브라임산업㈜	안성116	함동수	서운면 현매리 215-1,-3	673-7810	분쇄시설	80	300	2011-01-24	2011-01-24	10,009
		형제종합비철	안성117	허영자	대덕면 모산리 174-1	673-4772	분쇄시설	1	100	2011-02-22	2011-02-23	16
		㈜상진폴리머	안성118	이재완	대덕면 소내리 223-7	671-9881	분쇄시설	23	500	2011-04-21	2011-04-21	622
		효광에이에프㈜	안성119	신명희	일죽면 능국리 141-16	674-4991	사료화시설	42	500	2011-06-17	2011-06-17	42
		태경	안성121	김학천	양성면 노곡리 197-4(당초 산37번지)		반응시설	3	500	2011-07-13	2011-07-14	3
		선진환경자원㈜	안성122	대표이사(최종현)	미양면 양변리 249번지외 1필지 (서운면 현매리 251-3)	031-677-4344	분쇄시설	10	400	2011-07-25	2011-07-26	141
		성암철강	안성123	송상규	공도읍 덕봉서원로 229-32(만정리 629-1)	031-657-1837	분쇄시설	1	150	2011-11-21	2011-12-16	1
		두레산업	안성124	김철권	양성면 한내로 55(석화리 203-1)		분쇄시설	5	400	2012-03-08	2012-04-09	130
		(사)한국지체장애인협회	안성128	김정록	대덕면 무능로 164-1(무능리 169)	031-674-3056 F674-3057	분쇄시설	10	300	2012-02-16	2012-03-23	10
		만경산업	안성130	김만복	대덕면 소마니길 179-25(소현리 16-2)	031-673-9730	분쇄시설	8	300	2012-04-16	2012-05-26	0
		성창	안성133	이재수	공도읍 고무다리길 204(옹교리 247)		용융시설	6	400	2012-08-24	2012-09-13	578
		SMP테크	안성134	이하영	대덕면 소마나길 179-25		분쇄시설	8	300	2012-09-12	2012-09-24	0
		㈜에스앤씨	안성127	손형준	대덕면 무능로 118	677-3233	파쇄시설,성형시설	180	600	2013-02-04	2013-02-25	24,780
		새롬제약㈜	안성135	양승열	서운면 바우덕이로 326	031-671-5090	퇴비화시설	0	500	2013-02-21	2013-03-12	1
		거평산업	안성136	안종일	보개면 남사당로 112	031-674-3102	분쇄시설,용융시설	1	200	2013-08-22	2013-09-11	1
		㈜금호건영	안성137	이규봉	서운면 현매리 463-1	031-671-3020	탈수, 건조,응집,침전시설	325	600	2013-03-25	2013-03-27	32,500
		리치텍	안성138	최신규	대덕면 무능로 140-11(무능리181)	031-671-6643	분쇄시설	24	500	2013-02-04	2013-02-18	12
		광산케미칼	안성 139	김선학	보개면 한사울길33(적가리222-13)	031-336-6555	분쇄,압축,성형시설	9	100	2013-02-22	2013-03-14	9
		더블에스	안성140	서정식	죽산면 칠장로 20	031-672-8471	사료화시설	1	100	2013-02-13	2013-03-06	79
		신양산업개발	안성142	김용산	양성면 석화리 32번지외8필지		분쇄,선별,건조시설	1,000	700	2013-11-15	2013-11-26	5,721

구 분		업체명	등록·관리번호	대표자	소재지	전화번호	시설명	처리능력 (톤/일)	설치비 (백만원)	허가(승인)일 (년.월.일)	사용시작일 (년.월.일)	2013년 처리량(톤)
시도	시군구											
경기	안성시	㈜가야환경	안성144	김철호	서운면 서미로 109-19	031-671-3374	분쇄시설,용융(감용)	30	300	2013-07-15	2013-08-06	63
		코리아리사이클시스템 제2공장	안성146	이상국	죽산면 용설로 198-64	02-3215-7362	성형시설	8	150	2013-07-31	2013-09-06	0
		중부상사	안성147	오광환	죽산면 삼죽로 216-22		분쇄시설	40	400	2013/08/20 변경허가 2014/06/03	2013/09/05 2014/06/17	0
		어도기업	안성148	어기태	양성면 장서리 407-16		절단, 파쇄, 성형(압출)시설	20	200	2013-08-01	2013-08-19	1,738
		경남사료상사	안성149	서동구	안성시 보개면 남사당로 443	031-663-2921	사료화시설 1식	9	100	2013-09-05	2013-10-23	660
		(주)그린플러스	안성150	최진호	미양면 개정산업단지로 85	031-671-8383	파쇄시설,분쇄시설	168	500	2013-10-07	2013-10-18	1,285
	김포시	진명기업㈜	제2012-16호	최환준	월곶면 갈산리 49-7	989-8980	세척시설	1,120	500	1999-09-29	1999-09-29	213,877
		현대플라스틱	제2011-23호	노재봉	통진읍 귀전리 13-7,15-6	989-1681	용융・용해시설	5	50	2001-07-13	2001-07-13	545
		㈜은혜메탈	2012-34	이기문	대곶면 송마리 211-10	984-3931	용융・용해시설	3	60	2001-01-18	2014-01-14(변경신고)	874
		㈜성지화학	제2011-24호	문사업	통진읍 옹정리 279-2	998-7491	용융・용해시설	10	100	2002-12-30	2012-02-23	67
		청솔산업㈜	제2003-2호	홍성극	대곶면 석정리 239-10	982-1842	퇴비화 시설	80	3,000	2010-12-28	2010-12-28	29,000
		에너원㈜	제2012-26호	김상권	대곶면 석정리 329-9,-10,332-3,334-5	02-512-0124	용융・용해시설	75	750	2004-09-15	2008-06-25	4,494
		㈜우진기업	2012-36호	김현철	통진읍 옹정리 293-25	031-983-7418	파쇄・분쇄・탈피 시설	6	90	2005-03-17	2008-03-20	698
		대성연료	제2007-4호	정광배	대곶면 거물대리 359-4	987-8899	파쇄・분쇄・탈피 시설	80	70	2007-11-03	2010-09-02	21,690
		㈜도원산업	2011-15호	문찬석	하성면 마곡리 479-15,-16	984-0644	파쇄・분쇄・탈피 시설	6	90	2008-06-25	2008-06-25	1,944
		대한화학	제2008-3호	박학순	대곶면 송마리 106,107	982-7961	용융・용해시설	4	100	2008-03-20	2008-03-20	995
		㈜용광프라스틱	2012-002	김명수	월곶면 개곡리 483-5	981-5807	용융・용해시설	4	80	2008-11-03	2008-11-03	228
		보람케미칼	제2011-25호	이점자	대곶면 대명리 71		파쇄・분쇄・탈피 시설	2	60	2010-04-16	2010-04-16	0
		㈜동일우드	2010-2호	서대원	대곶면 율생리 30-7번지외 5필지	988-7070	파쇄・분쇄・탈피 시설	80	10	2010-05-18	2010-05-18	21,351
		동하환경	2010-4호	이명하	대곶면 쇄암리 1-25외 2필지	02-845-5180	용융・용해시설	25	10	2010-10-27	2012-11-26	0
		장원산업㈜	제2012-4호	대표이사	대곶면 쇄암리 1-68번지 (대곶면 대곶로 423번길 147-11)		파쇄・분쇄・탈피 시설	80	150	2012-03-07	2012-03-07	19,951
		평창산업㈜제2공장	제2012-33호	오병호	대곶면 대곶면 쇄암리 1-43	031-986-6895	파쇄・분쇄・탈피 시설	42	120	2012-04-24	2012-07-27	1,265
		㈜선풍산업	제2011-16호	신재혁	대곶면 석정리 111-21번지외5필지	031-988-4054	퇴비화 시설	80	100	1997-04-23	1997-04-23	26,291
		현대리사이클링	2012-42	김병균	월곶면 갈산리 530-10번지외4필지	031-986-1170	용융・용해시설	4	80	2008-02-13	2008-02-13	244
		㈜경인소재	2012-43	변명원	대곶면 쇄암리 1-69	031-983-6468	탈수・건조 시설	5	50	2011-06-15	2011-06-15	523
		대성폴리㈜	2012-46	박희대	통진읍 가현리 807-28	031-998-9641	용융・용해시설	65	800	2006-01-11	2014-02-05(변경신고)	0
		부흥수지	2012-47	이지복	월곶면 개곡리 885	031-988-9731	용융・용해시설	3	60	2004-07-12	2012-10-10	797
		남광수지	2012-48	신남식	대곶면 송마리 243-3,244-4번지	998-4036	용융・용해시설	6	120	2002-06-28	2002-06-28	56

구 분		업체명	등록·관리번호	대표자	소재지	전화번호	시설명	처리능력 (톤/일)	설치비 (백만원)	허가(승인)일 (년.월.일)	사용시작일 (년.월.일)	2013년 처리량(톤)
시도	시군구											
경기	김포시	유일리싸이클링	2012-49	신성인	월곶면 갈산리 530-4번지 외4필지	031-989-9360	용융・용해시설	12	180	2001-09-06	2001-09-06	0
		㈜태진케미칼	2012-50	지영숙	대곶면 거물대리 21-3	987-0829	용융・용해시설	14	140	1996-03-27	1996-03-27	2,849
		㈜정우캐미컬	2012-51	유한순	대곶면 석정리 329,329-2,329-7		파쇄・분쇄・탈피 시설	15	225	2010-08-17	2010-08-17	0
		상진수지	2012-53	김상업	통진읍 옹정리 279-1번지외 2필지		파쇄・분쇄・탈피 시설	3	60	2005-06-09	2005-06-09	725
		(주)부활자원	2013-1호	김종출,장진환	통진읍 옹정리 293-26		용융・용해시설	100	1,000	2009-12-30	2014-07-01(변경신고)	20,071
		(주)우성테크	2013-2호	김병화	월곶면 군하리 38-11	031-989-6140	파쇄・분쇄・탈피 시설	3	60	2006-12-18	2013-01-29	298
		㈜디에스씨	2013-8호	박봉권	월곶면 개곡리 606-28,-29	1644-2845	용융・용해시설	2	50	2013-03-19	2013-03-28	3
		㈜미래코리아	2013-7호	김향길	통진읍 귀전리 237-2		파쇄・분쇄・탈피 시설	15	225	2013-03-19	2013-07-23	0
		정안수지	2012-37	김종익	대곶면 송마리 733-16		용융・용해시설	10	150	2008-04-04	2013-06-11	656
		명성실업	2013-15	최태식	대곶면 석정리 586-8		용융・용해시설	10	150	1999-04-06	2013-06-10	0
		㈜이건그린텍	2013-17	박성식	대곶면 율생리 67-3,-4,30-6,-7,-8,-9,28-17,57-4	031-987-9151	파쇄・분쇄・탈피 시설	32	320	2002-07-09	2011-11-18	1,390
		신일상사	2013-19	김찬례	대곶면 쇄암리 1-42		용융・용해시설	14	210	2010-07-27	2011-10-18	3,915
		일광수지	2013-20	이창규	하성면 양택리 111-4	031-997-8600	용융・용해시설	4	60	2003-12-10	2014//02/27	656
		대명리싸이클링	2013-23	고희미	대곶면 대명리 97-1	031-989-8404	용융・용해시설	30	300	2003-11-27	2003-11-27	7,489
		㈜백마세라믹	2013-25	문명숙	통진읍 귀전리 14-1	031-989-2860	파쇄・분쇄・탈피 시설	10	143	1998-09-16	1998-09-16	298
		대원PVC	2013-26	신완철	월곶면 갈산리 7-10	031-988-2094	퇴비화 시설	2	60	2006-02-06	2006-02-06	597
		㈜신광포리머	2013-27	오옥순	대곶면 석정리 238-13	031-989-4468	용융・용해시설	13	200	2000-08-18	2000-08-18	4,384
		원영포리머㈜	2013-28	양승용	대곶면 석정리 9-1	031-984-1454	용융・용해시설	30	300	2003-08-20	2003-08-20	6,908
		횡성산업㈜	2013-29	방영숙	통진읍 가현리 807-42, -23		파쇄・분쇄・탈피 시설	2	60	2003-06-04	2013-10-18	1
		㈜한국테크	2013-30	장인석	대곶면 송마리 51-6	031-987-9187	용융・용해시설	7	105	2006-01-13	2006-01-13	1,297
		㈜씨케이	2013-31	권두영	대곶면 석정리 238-19	031-982-7348	파쇄・분쇄・탈피 시설	36	360	2007-06-28	2007-06-28	4,916
		㈜대형케미칼	2013-32	오윤자	대곶면 송마리 3-95	032-566-6544	용융・용해시설	10	150	2009-09-01	2009-09-01	247
		대형화학	2013-33	이형균	통진읍 옹정리 293-4,-45	031-989-7116	용융・용해시설	10	150	2002-03-25	2002-03-25	3,051
		고려섬유㈜	2013-34	황인호	대곶면 대벽리 690-54,55호(가,나,바동)	031-997-6660	파쇄・분쇄・탈피 시설	14	216	2005-06-09	2005-06-09	1,135
		㈜흥진산업	2013-35	김택영	대곶면 초원지리 364-3	031-987-4981	용융・용해시설	30	300	2005-06-01	2005-06-01	6,089
		준영산업	2013-37	이효자	통진읍 귀전리 33-2,33-6,36-3,37	031-981-1771	용융・용해시설	50	500	2004-05-20	2004-05-20	14,674
		서진프라산업㈜	2013-38	문진철	통진읍 옹정리 293-22	031-989-0080	용융・용해시설	7	105	2000-03-22	2000-03-22	1,995
		선경에코텍㈜	2001-3	안철만	하성면 양택리 443-5	031-987-6033	용융・용해시설	10	150	2001-06-29	2001-06-29	1,850

구 분		업체명	등록·관리번호	대표자	소재지	전화번호	시설명	처리능력 (톤/일)	설치비 (백만원)	허가(승인)일 (년.월.일)	사용시작일 (년.월.일)	2013년 처리량(톤)
시도	시군구											
경기	김포시	대성PET	2013-40	고희미	월곶면 고막리 16-5,-6,-7	031-984-7088	파쇄・분쇄・탈피 시설	40	400	2004-01-20	2004-01-20	10,938
		대광수지	2013-41	이상동	대곶면 송마리 910-3,-4,-5,-12	031-982-9009	용융・용해시설	10	150	2003-01-03	2003-01-03	1,710
		㈜이레수지	2013-42	이진민	통진읍 가현리 811	031-996-3510	파쇄・분쇄・탈피 시설	5	75	2004-07-30	2004-07-30	0
		1.5.3(일오삼)기업	2013-43	박현교	양촌읍 학운리 290-35	031-981-8159	탈수・건조 시설	0	50	2001-03-09	2001-03-09	0
		조일화학	2013-44	조진규	대곶면 대능리 198-3	031-981-1282	용융・용해시설	4	60	2001-05-09	2001-05-09	160
		삼정실업	2013-45	박정길	하성면 석탄리 616-5	031-998-9805	용융・용해시설	4	60	2005-11-27	2005-11-27	997
		해림수지	2013-47	손두철	통진읍 수참리 208-1외4	031-983-3875	용융・용해시설	10	144	2008-08-02	2008-08-02	2,117
		서호실업	2013-49	이현우	대곶면 송마리 78	031-981-1227	용융・용해시설	2	60	2000-01-31	2000-01-31	470
		㈜뉴세종산업	2013-50	이종면	월곶면 갈산리 49-5	031-987-8963	용융・용해시설	4	66	2000-06-07	2000-06-07	0
		경성수지	2013-51	구장우	통진읍 옹정리 321-3	031-986-3578	용융・용해시설	12	180	2001-04-26	2001-04-26	3,358
		㈜디에스리싸이클링	2013-52	최재원	하성면 양택리 114-2	031-996-5711	용융・용해시설	50	60	2009-12-10	2009-12-10	16,462
		한성산업	2013-53	김성환	대곶면 대능리 88-2	031-987-4435	파쇄・분쇄・탈피 시설	2	50	2004-06-24	2004-06-24	188
		예원산업	2013-57	신용철	통진읍 귀전리 3번지외1필지		용융・용해시설	6	90	2006-03-10	2006-03-10	997
		신성테크놀로지	2013-58	이매자	하성면 마곡리 382-6	031-981-5102	파쇄・분쇄・탈피 시설	3	60	2007-01-12	2007-01-12	0
		대영화학	2013-59	김순례	대곶면 송마리 33번지	031-983-2307	용융・용해시설	2	60	2003-01-03	2003-01-03	3
		태광케미칼	2013-60	최종현	통진읍 절골로25번길 25(옹정리293-20)		용융・용해시설	8	120	2000-12-14	2000-12-14	529
		한진수지	2013-62	김길수	대곶면 초원지리 578-5		용융・용해시설	4	60	2001-12-23	2001-12-23	544
		경신수지	2013-63	고양엽	월곶면 고막리 37-1		파쇄・분쇄・탈피 시설	4	60	2001-09-12	2014-03-12(변경신고)	736
		에코리소스	2013-64	이미정	양촌읍 학운리 245-3번지 6호	031-998-9594	용융・용해시설	4	60	2008-03-17	2008-03-17	483
		삼방사이플	2013-67	노창국	대곶면 약암리 246-2	031-989-9668	용융・용해시설	3	60	2002-11-13	2002-11-13	736
		일우유기농산㈜	2013-68	장근풍	하성면 가금리 403-1	031-988-3414	퇴비화 시설	80	800	1997-04-23	1997-04-23	16,625
		화일포리머	2013-69	이정자	통진읍 옹정리 293-21	031-984-9535	용융・용해시설	4	60	2005-10-17	2005-10-17	89
		화남화학	2013-70	김왕식	대곶면 송마리 3-116번지 A동		용융・용해시설	4	60	2005-01-14	2005-01-14	510
		㈜세인기업	2013-71	문소식	대곶면 쇄암리 1-51,1-41	031-989-0080	용융・용해시설	8	60	2009-11-04	2009-11-04	2,197
		성공화학	2013-72	이화임	대곶면 약암리 138	031-989-2410	용융・용해시설	3	60	2009-10-14	2009-10-14	647
		㈜예정	2013-73	안병걸	통진읍 고정리 201-3	031-989-7931	용융・용해시설	5	75	2005-04-25	2005-04-25	319
		우성산업	2013-74	정혜자	대곶면 초원지리 601-3	031-988-9441	파쇄・분쇄・탈피 시설	8	120	2004-09-06	2004-09-06	340
		주영수지	2013-76	공복순	통진읍 옹정리 276-11	031-987-9651	용융・용해시설	5	75	2004-08-27	2004-08-27	1,095

구 분		업체명	등록·관리번호	대표자	소재지	전화번호	시설명	처리능력 (톤/일)	설치비 (백만원)	허가(승인)일 (년.월.일)	사용시작일 (년.월.일)	2013년 처리량(톤)
시도	시군구											
경기	김포시	㈜세영산업	2013-77	문기홍	통진읍 옹정리 293-66	031-998-6241	용융・용해시설	4	60	2003-02-25	2003-02-25	996
		보성수지상사	2013-78	문공업	대곶면 쇄암리 1-6,-9,-47,-83		파쇄・분쇄・탈피 시설	4	60	2009-11-06	2009-11-06	996
		백산상사	2013-79	김동성	통진읍 옹정리 325-12	031-981-7209	용융・용해시설	5	75	2005-10-20	2005-10-20	1,195
		대원수지	2013-82	이제용	통진읍 옹정리 293-30	031-982-4366	파쇄・분쇄・탈피 시설	3	60	2001-12-20	2001-12-20	646
		대진수지	2013-83	김동우	대곶면 송마리 211-10		파쇄・분쇄・탈피 시설	6	90	2009-06-30	2009-06-30	1,497
		대영수지	2013-84	배윤태	통진읍 옹정리 293-28	031-982-0305	용융・용해시설	2	60	2001-12-20	2001-12-20	497
		㈜세호	2013-85	대표이사	대곶면 송마리 733-11	031-997-7211	용융・용해시설	4	60	2003-09-02	2003-09-02	947
		삼부농원	2013-88	전석춘	고촌읍 신곡리 726-1		용융・용해시설	1	50	2008-03-06	2013-09-13	147
		㈜코앤모	2013-93	허경	대곶면 쇄암리 1-77번지외 1		파쇄・분쇄・탈피 시설	1	50	2011-02-18	2011-02-18	0
		창대고무	2013-97	유복현	대곶면 쇄암리 1-123,-130		용융・용해시설	1	50	2013-09-11	2013-10-15	7
		대선산업	2013-98	이선해	대곶면 쇄암리 1-10	031-981-1566	용융・용해시설	15	225	2000-01-30	2000-01-30	2,738
		㈜백산포리머	2013-103	구제봉	대곶면 석정리 238-1	031-989-4884	용융・용해시설	27	270	1999-08-20	1999-08-20	70
		보경산업	2013-105	임정철	통진읍 옹정리 293-27	031-985-9745	파쇄・분쇄・탈피 시설	14	210	1999-12-29	2013-11-18	205
		우성기업	2013-109	김영우	대곶면 약암리 246,256		용융・용해시설	6	90	2007-03-28	2007-03-28	0
		주신수지	2013-110	김재석	하성면 후평리 696-1	031-989-1520	파쇄・분쇄・탈피 시설	1	50	2000-06-13	2000-06-13	0
		정우실업	2013-114	최복남	월곶면 갈산리 7-11	032-567-7105	파쇄・분쇄・탈피 시설	4	60	2013-11-21	2013-11-28	120
		서영금속	2013-115	염문선	통진읍 가현리 642-43	031-989-4126	용융・용해시설	1	50	2013-12-17	2013-12-23	0
	화성시	재원금속	00-07	박상금	경기도 화성시 향남읍 솔태상두길 281-14	8059-0643	소각, 파쇄, 탈수, 용융시설	1	100	2000-10-27	2011-04-17	250
		정우리사이클링㈜	01-07	오준희	경기도 화성시 팔탄면 노하길454번길 23	354-7778	파쇄, 절단, 압축, 용융(압출)시설	165	1,000	2001-07-28	2013-11-26	45,500
		한미산업	01-08	정민석	경기도 화성시 정남면 괘랑보통길 19	354-4800	소각, 용해시설	1	500	2001-08-27	2001-10-25	162
		태금정㈜	02-06	이윤희	경기도 화성시 정남면 보통내길17번길 46	354-9613	반응(환원)시설 0.03㎥*3 정제(분리,추출)시설 0.08㎥*1, 용융시설 0.037㎥*2	1				
		㈜하이콘코리아	02-11	송철호	경기도 화성시 팔탄면 버들로 1261	358-7515	분쇄, 선별시설	89	550	2002-10-10	2012-06-26	19,230
		진우금속	02-13	최주호	경기도 화성시 정남면 여의동길 97	373-0002 352-9902	소각, 용융, 탈금, 분리, 추출, 여과, 절단, 탈피, 파쇄시설	19	250	2002-10-22	2002-12-24	5,490
		포스코엠텍 화성공장 (구,㈜리코금속)	02-15	이경목	경기도 화성시 정남면 서봉로 757	355-4958	분쇄시설,탈피시설,선별시설	49	700	2002-10-31	2013-08-01	15,630
		테스엠코리아㈜	02-17	정종찬	경기도 화성시 마도면 송정로264번길 21	356-6963	분쇄, 반응[산알칼리처리], 정제(추출), 건조, 탈수, 용융시설	6	150	2002-11-27	2013-05-02	1,260
		㈜삼성용기	03-08	황금인	경기도 화성시 마도면 화성로785번길 91-16	356-9896	가열,건조,도장,탈사,탈지,세척	10	150	2003-03-10	2003-05-15	230
		㈜수도권서부자원순환센터	03-11	김영선	경기도 화성시 우정읍 매바위로237번길 86-1	354-2861	분쇄,선별,절단시설	229	400	2003-05-16	2014-03-26	66,200
		정문환경㈜	03-14	오해관	경기도 화성시 양감면 정문송산로93번길 75-7	353-8364	파쇄선별기, 이물질선별기, 탈수시설, 생물화학반응기, 코코피트분쇄장치,교반발효,후숙보관, 교반기,퇴비선별장치	60	160	2003-08-20	2012-12-03	15,600

구 분		업체명	등록·관리번호	대표자	소재지	전화번호	시설명	처리능력 (톤/일)	설치비 (백만원)	허가(승인)일 (년.월.일)	사용시작일 (년.월.일)	2013년 처리량(톤)
시도	시군구											
경기	화성시	부여국제전기㈜화성지점	03-17	이종율	경기도 화성시 장안면 포승장안로 1207	358-3192	절단시설(10마력)	2	500	2003-10-30	2014-08-11	540
		㈜이엠알	04-06	김일두	경기도 화성시 현대기아로 733-6 (북양동)	352-5555	분쇄,압축시설	36	300	2004-06-19	2014-11-11	7,800
		㈜씨엔텍코리아	04-07	김성진	경기도 화성시 우정읍 매바위로237번길 86-25	353-4092	분쇄,압출,절단,탈수	89	1,000	2004-07-26	2013-12-23	20,300
		(주)에코리사이클링	04-14	전영환	경기도 화성시 정남면 가장로 383	353-9588	분쇄시설	30	1,500	2004-12-13	2005-01-28	7,850
		㈜하나알씨	05-13	인원길	경기도 화성시 장안면 화곡로 280-42	351-8872	분쇄,선별시설	100	700	2005-07-04	2013-02-18	26,300
		산본환경	06-03	김순화	경기도 화성시 마도면 석교로 36-9	356-9411	분쇄,파쇄시설,용융시설	110	800	2006-02-14	2006-03-15	28,450
		중부산업㈜	07-20	김용권	경기도 화성시 팔탄면 현대기아로556번길 131	356-8551	분리(탈지)시설, 분쇄시설	7	300	2007-07-12	2009-11-20	2,015
		화진무역	27	고기봉	경기도 화성시 정남면 용수길26번길 15	222-3652	수선별,분류	2	150	1992-05-12	2010-03-15	560
		씨앤지플라스틱	61	유근장	경기도 화성시 정남면 신백길90번길 29-7	354-3722	압축, 절단, 분쇄시설	8	400	1994-11-04	2012-06-01	260
		신호플라스틱	70	신만수	경기도 화성시 장안면 수정로 80-45	351-7741	용융,변속기,성형기,송풍기	40	2,500	1992-10-02	2010-12-13	13,600
		대창기업	77	이혁규	경기도 화성시 장안면 무봉길 225-7	358-7402, 전화틀림,552번지	파쇄시설	3	600	1996-03-29	2010-10-04	330
		미정화학㈜정남지점	80	대표이사	경기도 화성시 정남면 제기길 110-5	352-8040	분쇄, 용융, 건조, 절단시설	24	2,400	1996-12-17	폐업	0
		강진산업	81	김영진	경기도 화성시 향남읍 서봉로 574	353-7349	분쇄시설	4	1,600	1993-11-05	2013-05-12	1,013
		씨앤지플라스틱	83	유근장	경기도 화성시 정남면 신백길90번길 15	353-8331	분쇄,절단,용융,건조,방사,원사해사및연신시설, 원사건조,원사압축포장	8	1,500	1997-04-01	2010-01-02	2,603
		하얀산업	84	신철환	경기도 화성시 봉담읍 새말길 35-1 (건축주주소임)	298-1134	압축시설, 분쇄시설	8	340	1997-05-06	2014-10-24	2,560
		㈜우현리싸이클링	86	정일석	경기도 화성시 향남읍 서봉로 258	353-2996	분쇄, 압출기	3	150	1997-07-21	2013-12-24	850
		㈜대영폴리머	90	김종국	경기도 화성시 정남면 금복길 111	352-6841	압축, 절단기, 사출	15	450	1998-03-03	2014-02-27	4,326
		세마실업정문공장	92	강인석	경기도 화성시 양감면 정문송산로93번길 49-15	352-4608	분쇄	33	500	1998-04-07	2003-03-06	11,500
		하나기업	106	문승준	경기도 화성시 정남면 정남동로 504	353-4636	분쇄,건조,용융,탈수시설	3	2,600	1998-12-23	2013-01-11	845
		독산이엔피	107	채기정	경기도 화성시 정남면 만년로 443-16	352-9335	분쇄,성형시설	28	340	1999-01-09	2000-11-20	8,260
		우신화학㈜	111	정해문	경기도 화성시 정남면 서봉로755번길 39	354-5300	반응시설,반응기,여과조,품질검사조	12	500	1999-04-06	2014-07-04	3,520
		한백재생산업	130	노형호	경기도 화성시 정남면 가장로 69-1	353-6118	분쇄, 압출, 탈수,건조, 절단시설	30	1,000	2000-03-18	2011-11-17	9,500
		대성금속	131	김영팔	경기도 화성시 정남면 내향로 129	353-5635	분쇄, 선별시설	7	250	2000-03-21	2012-07-12	2,200
		㈜고려비철공업	134	왕영표	경기도 화성시 정남면 여의동길 99	354-5420	반사로	20	2,500	2000-04-24	2013-09-16	5,129
		㈜한솔유리	135	김문석	경기도 화성시 봉담읍 동화역말길 46	227-1476	선별	1	200	2000-05-15	2001-06-04	260
		재암산업	136	오방남	경기도 화성시 양감면 정문송산로93번길 8-57	352-7678	분쇄시설	1	100	2000-06-09	2000-08-20	230
		현대화학공업㈜	138	이상녕	경기도 화성시 정남면 괘량2길 46-15	354-8751	건조, 성형, 용융, 선별시설	3	1,500	2000-06-05	2014-08-22	562
		신흥수지	139	이상우	경기도 화성시 양감면 정문송산로93번길 49-16	352-2785	압출성형, 탈수, 분쇄, 절단, 건조시설	20	100	2000-10-12	2014-01-22	847

구 분		업체명	등록·관리번호	대표자	소재지	전화번호	시설명	처리능력 (톤/일)	설치비 (백만원)	허가(승인)일 (년.월.일)	사용시작일 (년.월.일)	2013년 처리량(톤)
시도	시군구											
경기	화성시	덕승	140	김덕자	경기도 화성시 정남면 서봉로765번길 13	354-5891	탈수,분쇄, 성형(압출), 절단시설	16	160	2000-10-12	2013-09-23	4,123
		나영상사	148	서경순	경기도 화성시 정남면 내향로 250-12	352-6123	분쇄, 압축, 절단시설	10	100	2001-05-04	2013-02-15	2,632
		㈜한독카본	150	박덕래	경기도 화성시 팔탄면 무하로156번길 27-2	355-2600	건조, 분쇄, 선별시설	25	2,500	2001-06-21	2013-05-31	9,213
		광명ENC	151	오영환	경기도 화성시 정남면 여의동길 90-11		분쇄, 성형(압출)시설	3	600	2001-06-21	2013-11-05	1,236
		한국조명재활용공사㈜	152	김용출, 조경희	경기도 화성시 양감면 초록로693번길 58-6	354-4617	분쇄, 절단시설	7	100	2001-07-09	2013-05-15	2,566
		화성톱밥	153	한민자	경기도 화성시 송산면 삼존동로 103	356-8471	분쇄, 보관시설	2	200	2001-07-25	2001-09-02	550
		동원화학수지	157	유원선	경기도 화성시 향남읍 발안로464번길 38	354-7898	분쇄,절단,압축,혼합,용융(압출)시설	12	100	2001-09-07	2014-04-28	4,326
		서광자원개발	158	박원형	경기도 화성시 덕영대로1368번길 210 (반정동)	221-8128	분쇄, 압출시설	203	1,000	2001-10-30	2013-11-14	40,563
		예광산업	160	홍광표	경기도 화성시 주석로 61-23 (북양동)		절단시설	1	200	2001-11-19	2002-05-03	5,402
		미성종합수지	162	김윤모	경기도 화성시 남양로 315-3 (신남동)	355-3767	분쇄시설,압출시설	3	300	2001-12-27	2013-11-22	453
		㈜성지	163	문종경	경기도 화성시 양감면 초록로 718-10	352-7696	파쇄,정제시설	50	800	2002-01-03	2013-02-17	9,453
		영진산업	165	박일규	경기도 화성시 비봉면 푸른들판로1153번길 39	356-3851	분쇄,압출,절단시설	5	800	2002-03-12	2013-11-27	1,256
		㈜유진이앤씨	167	김만택	경기도 화성시 송산면 삼존로 139-39	890-1500 337-0472	분쇄시설	166	1,000	2002-07-10	2013-07-17	35,936
		명환산업	168	이정민	경기도 화성시 양감면 발안로 850-12	353-1803	분쇄	10	200	2002-07-15	2002-09-14	6,200
		유정합섬	169	이천섭	경기도 화성시 장안면 돌서지길 62-18	358-6860	파쇄, 분쇄,탈수,선별, 압출	10	250	2002-08-01	2014-08-19	2,456
		동신수지	171	최정식	경기도 화성시 향남읍 두머리길 162-20		분쇄,절단,압출	6	100	2002-08-13	2014-11-03	1,945
		무문산업	172	이승원	경기도 화성시 향남읍 한두골안길 52	354-9735	분쇄,절단,1압출성형	9	300	2002-08-19	2014-11-17	2,963
		경동인피드	174	김철홍	경기도 화성시 마도면 송정로 59	355-6686	분쇄,혼합	4	200	2002-11-15	2013-11-04	1,536
		성림화학	175	임윤호	경기도 화성시 정남면 망월길 33	352-3997	분쇄,절단,압출성형시설	3	300	2002-11-20	2013-11-25	263
		㈜창성	176	김영창	경기도 화성시 마도면 쌍송북로27번길 42	355-5331	분쇄, 탈수	6	1,400	2003-01-14	2013-07-04	1,656
		하이팩시스템	177	설상인	경기도 화성시 향남읍 서봉로 751-25	353-3995	분쇄,압출,탈수	8	100	2003-02-17	2014-03-28	2,635
		영생수지	178	전용하	경기도 화성시 팔탄면 서해로 1279-11	354-0229	분쇄,압출성형,절단	10	100	2003-03-26	2014-05-29	2,548
		육일산업	179	노향순	경기도 화성시 서신면 당성로 66-12	356-8560	분쇄,선별	12	250	2003-03-31	2014-07-29	4,583
		영진케미칼	181	이순주	경기도 화성시 정남면 여의동길 72-17	352-9461	분쇄,압출성형,절단	2	30	2003-04-04	2004-09-12	520
		유환종합	185	유경식	경기도 화성시 양감면 제약단지로 176-17	352-4330	분쇄,압출성형,절단	5	30	2003-05-07	2013-10-15	1,568
		화성폐목재산업	187	김봉석	경기도 화성시 현대기아로 723 (북양동)		분쇄	4	40	2003-06-13	2003-08-13	1,100
		삼우알루미늄	190	안수범	경기도 화성시 팔탄면 주석로778번길 153-9	353-0434	용해,도가니로,분쇄	10	10	2003-07-11	2003-09-16	2,300
		㈜에스엠케미칼	193	박영철	경기도 화성시 정남면 발산6길 9-91	352-6956	분쇄시설	3	30	2003-08-06	2003-09-16	890

구 분		업체명	등록·관리번호	대표자	소재지	전화번호	시설명	처리능력 (톤/일)	설치비 (백만원)	허가(승인)일 (년.월.일)	사용시작일 (년.월.일)	2013년 처리량(톤)
시도	시군구											
경기	화성시	㈜새롬이엔지 제2공장	194	유영기,한선자	경기도 화성시 장안면 수촌리 989-5,-6,-12,-13,-15,-19,-20,-21,-22,-24,-25,993-3,-4	354-1800	분쇄,건조,압출성형	40	100	2003-08-08	2013-11-13	15,486
		㈜진선	195	한창수	경기도 화성시 향남읍 백토관리길 57	354-2096	혼합,압출성형,절단	2	20	2003-08-27	2004-01-06	550
		(비젼알앤아이)녹색자원	196	김선희	경기도 화성시 향남읍 서봉로 751-18	354-6587	분쇄,용융,냉각,절단	24	100	2003-08-30	2012-05-04	4,562
		자원산업	197	안성기	경기도 화성시 주석로 228-13 (북양동)	357-1133	분쇄,선별	95	1,000	2003-09-19	2013-10-08	37,156
		㈜오성개발	198	김원극	경기도 화성시 안녕길 59 (안녕동)	222-1071	분쇄, 선별(트롬멜),선별(스크린),용융압출	386	2,000	2003-09-23	2013-11-29	94,153
		씨앤테크(구.대성산업)	201	조남규	경기도 화성시 양감면 초록로 680-26	354-0948	분쇄,압출성형,절단	10	20	2003-10-06	2014-01-16	3,251
		㈜유진알에스	202	김인훈	경기도 화성시 양감면 정문송산로 256-16	366-2241	분쇄,압출성형,직접냉각,절단	4	10	2003-10-17	2014-12-02	1,548
		명승프라스틱	203	조승호	경기도 화성시 현대기아로 720-20 (북양동)	355-0671	분쇄,압출성형,절단	3	10	2003-11-24	2013-08-20	642
		테크농산	204	김형삼	경기도 화성시 한가울길 10 (남양동)		사료화	10	40	2003-11-29	2013-08-06	2,900
		㈜남도화학	206	김수웅	경기도 화성시 팔탄면 언창공단길 103-18	354-8812	압출성형,절단	15	60	2003-12-20	2013-03-12	4,586
		㈜서해환경	209	김득환	경기도 화성시 향남읍 구문천1길 160	353-5359	분쇄, 용융	2	30	2004-02-19	2013-10-24	653
		㈜지케이리싸일클링	210	남만희	경기도 화성시 봉담읍 최루백로 130-18	292-0043		3	30	2004-02-20	2004-04-04	540
		KC금속	212	김병수	경기도 화성시 무하로36번길 18-6 (무송동)	031-356-0994	용융	2	40	2004-03-11	2004-06-03	845
		영상케미칼	214	김정태	경기도 화성시 팔탄면 버들로1435번길 52	354-9367	분쇄,압출성형,절단	2	50	2004-03-31	2013-11-19	615
		삼흥산업개발㈜	215	염태욱	경기도 화성시 송산면 구레골길 115	357-8417	용융	3	25	2004-05-07	2004-06-15	890
		혜심노인복지원사업소	219	김대진	경기도 화성시 팔탄면 서해로1121번길 14 발안현대공구타운 201동 102호	204-5051	분쇄	5	50	2004-05-22	2004-07-19	1,450
		연학목장	221	이희수	경기도 화성시 매송면 화성로 2095-10	292-3346	파쇄,사료화	10	50	2004-07-29	2013-06-18	3,200
		순한상사	222	김형중외3	경기도 화성시 향남읍 동오1길 51-8	8059-9020	분쇄,탈수,압출성형,절단	3	30	2004-08-02	2012-07-17	626
		그린퓨엘㈜	224	오동환	경기도 화성시 팔탄면 노하길454번길 23	354-2370	분쇄,압출성형	10	20	2004-10-06	2014-02-19	3,265
		태현프라스틱	227	심재철	경기도 화성시 양감면 정문송산로 208	354-2071	압출성형,절단	6	40	2004-10-11	2014-03-07	2,635
		부흥산업	231	이필극	경기도 화성시 양감면 초록로 191	352-5303	용융시설	3	40	2004-11-30	2013-10-06	893
		모토환경산업㈜	232	김성철	경기도 화성시 정남면 여의동길 77-13	353-8655	용융(압출),절단	5	50	2004-12-16	2010-02-16	1,651
		㈜송악	234	왕용모	경기도 화성시 현대기아로 720-15 (북양동)	458-4121	압출성형,절단,건조	4	40	2004-12-16	2005-03-12	1,230
		신영화학	235	김향희	경기도 화성시 정남면 관항길 172	352-7309	압출성형,분쇄,롤러시설	3	60	2004-12-27	2005-03-21	870
		㈜두솔	237	김종대	경기도 화성시 마도면 송정로264번길 32	355-0022	사료화, 분쇄,탈수	130	200	2005-01-04	2013-04-04	48,686
		㈜알테크놀로지	238	이경욱	경기도 화성시 양감면 정문송산로241번길 9	353-9121	분쇄	20	100	2005-01-10	2005-02-15	5,600
		대성수지	239	이영웅	경기도 화성시 봉담읍 흰돌산길 79	298-2071	분쇄,압출	14	150	2005-01-10	2014-04-11	4,583
		신성리사이클	240	김성섭	경기도 화성시 정남면 시청로 1799-16	375-1452	분쇄	5	10	2005-02-05	2013-08-26	1,652

구 분		업체명	등록·관리번호	대표자	소재지	전화번호	시설명	처리능력 (톤/일)	설치비 (백만원)	허가(승인)일 (년.월.일)	사용시작일 (년.월.일)	2013년 처리량(톤)
시도	시군구											
경기	화성시	㈜고원	241	김학규	경기도 화성시 마도면 마도서길127번길 54-16	355-2640	사료화, 파쇄, 탈수	150	400	2005-02-18	2005-10-30	36,589
		봉담폴리마	243	한정숙	경기도 화성시 팔탄면 석포로74번길 10-28	358-0968	분쇄, 압출성형, 절단	5	10	2005-02-22	2012-12-26	1,762
		삼우수지	245	김상응	경기도 화성시 양감면 용소금각로 145-41	352-0410	분쇄,압출성형,절단	4	10	2005-05-06	2013-12-12	1,658
		대림산업	247	임영진	경기도 화성시 향남읍 토성로 292	352-5570	분쇄,압출성형,절단	3	10	2005-07-07	2013-11-04	325
		㈜옥영산업	248	정병찬	경기도 화성시 양감면 개월안길 96	354-2953	분쇄, 압축,탈수	33	100	2005-07-13	2014-07-25	7,586
		유진산업	249	김흥기	경기도 화성시 양감면 은행나무로 541-24	352-8944	분쇄,압출성형,절단	6	50	2005-07-13	2013-10-27	1,756
		승진케미칼	250	김진문	경기도 화성시 향남읍 토성로359번길 25-5	359-8188	분쇄,압출성형,사출, 절단	6	40	2005-07-29	2014-06-09	1,659
		세마산업㈜	252	강인석	경기도 화성시 양감면 정문송산로93번길 49-3	352-4608	분쇄,탈수	3	40	2005-08-22	2006-01-03	1,100
		화성수지	255	이희열	경기도 화성시 정남면 내향로 100-7		분쇄,탈수,세척	20	100	2013-10-15	2013-10-15	5,623
		대진화학	257	구순희	경기도 화성시 정남면 여의동길 85-14	353-7673	분쇄,압출성형,절단	4	20	2005-10-06	2013-11-26	1,136
		대성수피톱밥	259	황두영	경기도 화성시 향남읍 동오2길 29-29	353-6716	분쇄	40	600	2005-11-02	2012-06-29	15,320
		대영수지	260	양재술	경기도 화성시 양감면 신흥길 9	354-8271,	압출성형,절단	5	20	2005-11-09	2014-04-15	1,562
		㈜선영이엔씨	262	김동환	경기도 화성시 팔탄면 노하길 472-11	354-7540	사료화,파쇄	69	400	2005-11-28	2012-02-21	17,896
		신흥무역	264	최문희	경기도 화성시 봉담읍 왕림북길 6-13		분쇄,압출성형	6	20	2005-12-08	2006-02-14	1,750
		청솔수지	265	박상일	경기도 화성시 봉담읍 동화길 161-11	297-4192	분쇄, 절단	3	50	2005-12-15	2006-02-03	810
		(주)동해케미칼	266	대표이사	경기도 화성시 양감면 정문송산로 210	352-9188	분쇄,절단,압출성형	5	30	2006-01-20	2012-12-18	1,795
		연경기초소재㈜	268	강석경	경기도 화성시 서신면 제부로654번길 46-12	357-5745	분쇄,분리기	192	700	2006-01-27	2014-03-31	32,613
		㈜동광인더스트리	269	문고권외1	경기도 화성시 장안면 포승장안로1120번길 42-3	351-6405	분쇄,건조,탈수, 압출성, 절단	10	20	2006-02-03	2014-06-23	3,550
		도원케미칼	271	김윤배	경기도 화성시 양감면 사격장길 106-10	354-8953	분쇄,혼합,압출성	3	10	2006-03-30	2013-12-12	850
		명성화학	273	유순형	경기도 화성시 장안면 3.1만세로 516-21	359-9343	습식분쇄, 탈수	3	10	2006-04-14	2013-09-25	530
		알피티㈜	274	김준석	경기도 화성시 장안면 수촌길 140-4	351-3382	분쇄시,파쇄,정제(분리),용융(압출),탈수,건조시설	45	400	2006-04-14	2011-11-22	15,300
		독산프라스틱	275	채영복	경기도 화성시 장안면 수정로 235	352-9335,	분쇄,탈수,건조,용융(압출),절단	15	60	2006-04-25	2012-07-30	5,613
		TEAM-내쇼날	276	강근영	경기도 화성시 양감면 제약단지로 176-14	354-0830	분쇄시설30마력(1),압출성형시설75마력(1), 냉각시설0.6㎥(1),절단시설5마력(1)	3	20	2006-04-27	2013-12-16	944
		㈜와이더블유엠	278	이원익	경기도 화성시 봉담읍 덕우공단1길 57-11		파쇄시설,용해조,일시저장시설	10	40	2006-05-12	2006-06-24	3,200
		G.M케미칼 (구,진현화학)	279	이점순	경기도 화성시 장안면 남양호로 104-51		분쇄,압출성형,절단	3	20	2006-05-12	2014-04-28	861
		㈜피앤지머터리얼즈	280	박영철	경기도 화성시 양감면 은행나무로 541-17	354-4078	분쇄,성형,절단	18	100	2006-05-19	2014-02-20	5,730
		㈜오앤와이스틸	282	김인형	경기도 화성시 팔탄면 하저자안로 129	355-0881	분쇄	5	20	2006-06-05	2010-05-06	1,520
		성진고무	286	김재식	경기도 화성시 마도면 석교로 12	356-8261	분쇄	12	40	2006-07-11	폐업	0

구 분		업체명	등록·관리번호	대표자	소재지	전화번호	시설명	처리능력 (톤/일)	설치비 (백만원)	허가(승인)일 (년.월.일)	사용시작일 (년.월.일)	2013년 처리량(톤)
시도	시군구											
경기	화성시	재은산업	287	고이성	경기도 화성시 정남면 덕절창말길 30	372-9646	절단,분쇄	6	40	2006-07-03	2014-04-15	1,760
		㈜돈화상사	290	고미자	경기도 화성시 정남면 가장로 389	353-0107	압축	3	20	2006-07-24	2006-08-26	550
		송림산업	292	김왕태	경기도 화성시 고향의봄길381번길 7-11 (활초동)	355-8927	분쇄,성형압출,절단	4	40	2006-09-11	2006-10-20	1,230
		성일플라스틱㈜	293	최성일	경기도 화성시 정남면 정남동로337번길 15	366-2400	파쇄, 세척,탈수), 건조, 압출성형, 냉각, 절단	5	20	2006-09-18	2006-10-30	1,530
		충남상사	294	김재운	경기도 화성시 양감면 정문송산로93번길 75-6		분쇄시설	10	60	2006-10-16	2007-01-14	3,200
		신흥화학	295	전우현	경기도 화성시 안녕남로 100-9 (안녕동)	237-7968	분쇄	4	20	2006-10-24	2006-12-23	2,100
		오주산업	297	오종균	경기도 화성시 향남읍 장안로 874	234-3217	분쇄	80	100	2006-08-28	2014-08-06	23,710
		㈜에이슨텍코퍼레이션	299	유진호	경기도 화성시 주석로184번길 21-10 (북양동)	357-9925	분쇄,압출성형,절단	6	30	2006-12-26	2013-11-08	693
		남양산업㈜	300	이종현	경기도 화성시 정남면 여의동길 38-80	353-2624	분쇄,성형	10	40	2006-12-29	2013-04-04	3,200
		대광수지	303	하목진	경기도 화성시 황계남길145번길 2 (황계동)	234-8162	분쇄,탈수,압출성형,절단	10	40	2007-02-08	2007-03-16	2,600
		흙이랑	304	조영주	경기도 화성시 양감면 용소금각로 145-32	352-0420	건조	6	20	2006-12-29	2014-12-01	1,930
		누리산업	306	권영애	경기도 화성시 팔탄면 시청로677번길 12	359-9686		4	20	2007-03-09	2007-06-30	1,260
		(주)디반	307	이종완	경기도 화성시 양감면 은행나무로 46-21	353-8590	분쇄,탈수,세척,압출성형,절단기,혼합기	30	100	2007-03-23	2007-06-15	8,430
		태형기업㈜	308	대표이사	경기도 화성시 정남면 서봉로755번길 19	354-6660	분쇄,선별,건조	350	700	2007-04-02	2012-01-13	11,200
		영동마대종합상사	309	전순보	경기도 화성시 장덕북길146번길 61 (신남동)		선별,미싱,밴딩	3	20	2007-04-06	2007-06-20	870
		(주)컴윈	311	대표이사	경기도 화성시 장안면 석포로74번길 23	351-4575	분쇄,압출성형,절단	4	40	2007-05-08	2013-03-20	1,530
		㈜성인화성공장	312	김대현	경기도 화성시 주석로175번길 20-22 (북양동)	355-8697	파쇄,원심분리,자력선별,세척,탈수,선별	120	400	2007-05-08	2013-06-28	26,300
		㈜그린케미칼	314	김정필	경기도 화성시 장안면 신촌길 102		분쇄,용융,절단	5	20	2007-06-15	2007-08-23	1,600
		칠보산업	315	이용흥	경기도 화성시 세자로475번길 8 (안녕동)		분쇄	4	10	2007-06-20	2007-08-07	1,250
		정원티앤에스	317	심재철	경기도 화성시 정남면 발안로 995-20	354-2701	분쇄,용융,절단	5	30	2007-08-28	2014-10-13	1,230
		태흥화학㈜	319	시태정	경기도 화성시 양감면 사릅재길 137-15		압출,절단	5	30	2007-09-19	2013-12-06	1,630
		㈜에이치와이리텍	321	김영호	경기도 화성시 양감면 사격장길 88-27	366-6677	분쇄,세척	8	600	2007-10-19	2007-12-20	2,500
		백호금속	322	백준석	경기도 화성시 팔탄면 삼암길 42-31	359-9004	용융	5	200	2007-10-26	2014-04-21	1,249
		㈜퍼나인	326	대표이사	경기도 화성시 팔탄면 연창공단길 21	493-9325	분쇄	5	300	2007-11-19	2007-12-16	1,600
		청광플라스틱	328	이경근	경기도 화성시 양감면 용소금각로 2		분쇄,용융,절단	4	230	2007-12-03	2014-07-08	1,560
		피에스피아	330	김정환	경기도 화성시 마도면 마도로 223-1	355-8734	분쇄,용융,절단	5	300	2008-01-29	2013-12-17	1,746
		진만케미칼	331	홍희만	경기도 화성시 정남면 관항길321번길 8-5	354-3758	분쇄,압출성형,절단	3	1,000	2008-02-19	2013-10-25	846
		㈜지아이앤에스테크	332	김일봉	경기도 화성시 정남면 내향로 240-67	353-0231	압출,절단	10	20	2008-03-07	2012-06-13	3,230

구 분		업체명	등록·관리번호	대표자	소재지	전화번호	시설명	처리능력 (톤/일)	설치비 (백만원)	허가(승인)일 (년.월.일)	사용시작일 (년.월.일)	2013년 처리량(톤)
시도	시군구											
경기	화성시	일경메탈㈜	333	송기진	경기도 화성시 마도면 쌍송북로27번길 28-1	353-2515	파쇄,분쇄,압축	29	50	2008-03-14	2014-02-06	7,843
		케이피씨아이㈜	334	강영순	경기도 화성시 정남면 가장로 71-22	352-0715	분쇄, 혼합,절단,냉각,성형압출	2	10	2008-03-24	2011-12-23	569
		해솔케미칼	335	진광호	경기도 화성시 정남면 내향로 240-10	352-5205,	분쇄, 세척,탈수, 압출성형, 냉각, 절단	10	40	2008-04-08	2014-01-14	3,562
		경기종합수지	336	박명희	경기도 화성시 정남면 시청로 1714-49	366-1271	분쇄	2	20	2008-04-21	2009-01-20	560
		㈜서원 화성공장	337	강석주	경기도 화성시 마도면 마도공단로4길 35	355-9591	건조,용해	39	270	2008-05-08	2012-04-30	1,360
		㈜그린우드	338	대표이사	경기도 화성시 주석로80번길 67-13 (북양동)	1600-7416	파쇄	3	260	2008-05-23	2008-07-20	870
		송원수지	339	박병철	경기도 화성시 양감면 은행나무로170번길 58	354-9751	분쇄,용융압출,냉각,절단	4	320	2008-05-29	2013-11-28	1,450
		㈜거성	342	대표이사	경기도 화성시 장안면 화곡로 280-57	351-2724	분쇄,성형,세척,탈수	5	40	2008-07-30	2008-09-25	1,600
		세일제2농장	343	문종헌	경기도 화성시 향남읍 토성로 441-12	352-2130	가축사료(즉시급이)	3	20	2008-06-17	2008-08-16	1,620
		엔에스플라텍	344	나승남	경기도 화성시 양감면 제약단지로 166	354-8388	분쇄,선별,혼합,용융,절단	8	40	2008-06-19	2013-12-10	1,580
		성원산업	346	최노헌	경기도 화성시 양감면 은행나무로170번길 60	353-4644	분쇄,용융압출,냉각,절단	10	50	2008-08-14	2009-09-15	2,860
		성우산업	347	최문규	경기도 화성시 장안면 덕다길 33	351-1813	분쇄,건조시설	2	10	2008-09-05	2014-02-13	590
		영진리사이클	350	이정상	경기도 화성시 양감면 사격장길 86	373-9311	분쇄, 절단	4	10	2008-10-15	2013-12-18	1,510
		(주)가나실업	351	강성길	경기도 화성시 팔탄면 온천로 122-19	352-4377	절단,분쇄,선별	3	15	2008-10-24	2014-02-13	963
		㈜녹색바이오	353	이영철	경기도 화성시 장안면 삼수문길 150-92	353-2915	발효(호기성)	40	100	2008-11-06	2014-07-30	13,700
		㈜대명챠콜	355	대표이사	경기도 화성시 장안면 석포로 300-7	351-3730	파쇄, 탄화, 성형, 건조	130	500	2008-11-07	2011-11-07	26,500
		(주)한영케미칼	357	박영길	경기도 화성시 팔탄면 푸른들판로1010번길 62	354-5097	분쇄,용융	12	90	2008-12-17	2014-05-27	4,630
		성진수지	358	박금례	경기도 화성시 향남읍 발안로464번길 34	353-4352	용융,냉각,혼합	15	100	2008-12-26	2014-04-29	5,763
		그린산업개발	360	이미자	경기도 화성시 안녕길 69-28 (안녕동)	267-3204	절단,분쇄,용융	2	20	2009-01-15	2009-03-05	730
		세교물산	361	김재윤	경기도 화성시 현대기아로 703-36 (북양동)	357-5987	분쇄	2	10	2009-01-28	2009-03-24	760
		대경엔프라	363	이문호	경기도 화성시 서신면 당성로 66-6	353-6464	분쇄,압축,용융,절단	10	50	2009-02-12	2009-02-28	3,320
		미라환경	364	이장규	경기도 화성시 정남면 서봉로 813-13		압축,분쇄,절단,냉각	1	10	2009-02-20	2009-03-15	293
		덕승폴리머	365	이상용	경기도 화성시 정남면 서봉로765번길 16	354-5891	절단,분쇄,용융용해	20	40	2013-10-15	2013-10-15	6,520
		삼온산업	366	송영철	경기도 화성시 정남면 여의동길 72-5	354-1332	분쇄,세척,탈수,압출,냉각,절단	5	20	2009-02-25	2013-11-11	1,745
		㈜삼광	367	전봉현	경기도 화성시 매바위로 570-12 (장덕동)	366-8272	분쇄, 탈수, 건조, 용융(압출)	10	50	2009-03-17	2013-08-26	3,760
		필폴리머	368	박용필	경기도 화성시 장안면 수정로 224-21	358-3252	분쇄,용융(압출),절단	13	60	2009-03-23	2014-10-10	4,260
		티엔피싸이클링	369	박인철	경기도 화성시 팔탄면 온천로137번길 20-9	352-4247	절단,분쇄,용융,냉각	7	40	2009-03-23	2014-04-17	1,960
		비전농장	370	이동준	경기도 화성시 비봉면 남이로 317		지렁이사육시설	9	40	2009-04-07	2009-06-30	3,920

구 분		업체명	등록·관리번호	대표자	소재지	전화번호	시설명	처리능력 (톤/일)	설치비 (백만원)	허가(승인)일 (년.월.일)	사용시작일 (년.월.일)	2013년 처리량(톤)
시도	시군구											
경기	화성시	벤엘수지	372	송강욱	경기도 화성시 정남면 괘랑2길 37	353-6297	분쇄,세척,탈수	10	50	2009-04-13	2013-05-13	3,541
		건주목장	373	이은상	경기도 화성시 비봉면 구포동길38번길 11-33		선별	3	20	2009-04-24	2009-06-24	560
		서산농장	376	박병완	경기도 화성시 마도면 청원로116번길 94		선별	2	30	2009-05-06	2009-07-24	450
		대덕프라스틱	377	이유자	경기도 화성시 팔탄면 온천로 517	354-6370	절단,분쇄	5	60	2009-06-09	2013-11-28	1,630
		금이플라스틱	378	전수일	경기도 화성시 팔탄면 석포로74번길 10-26		분쇄,혼합,용융(압출),절단	2	20	2009-06-12	2013-02-13	570
		대원수지공업㈜	379	대표이사	경기도 화성시 팔탄면 현대기아로556번길 128	356-7272	분쇄,감용,성형	1	10	2009-06-12	2013-12-09	320
		케이알씨(KRC)(구.DA케미칼)	380	임연홍	경기도 화성시 양감면 사격장길 116	366-4933	압출, 건조	30	80	2009-07-06	2014-08-22	9,720
		㈜기풍	382	대표이사	경기도 화성시 서신면 해운로458번길 2	366-7087	분쇄,용융(압출),혼합,냉각,절단	5	20	2009-07-17	2013-07-15	1,830
		광산폴리머	383	김안수	경기도 화성시 양감면 초록로166번길 42	354-8388	분쇄,용융(압출),냉각,절단	10	50	2009-07-28	2013-12-10	3,526
		승원산업	384	류상식	경기도 화성시 향남읍 발안로 643	355-0893	분쇄	5	25	2009-08-07	2014-01-02	1,625
		지이큐솔루션㈜	385	박도원	경기도 화성시 장안면 수정로 215-19	351-8420	건조	5	20	2009-08-07	2013-08-01	1,625
		더폴리머	388	임성열	경기도 화성시 팔탄면 현대기아로 44-36	353-2041	분쇄,혼합,용융, 냉각, 절단, 건조	5	60	2009-11-09	2013-07-15	1,630
		㈜이에스피	389	김광호	경기도 화성시 팔탄면 시청로 752-7	357-5325	분쇄,용융압출	3	20	2009-11-23	2013-07-15	863
		유경플라텍㈜	390	안찬수	경기도 화성시 정남면 용수길26번길 7	354-9116	분쇄,혼합.용융,절단	4	40	2009-12-08	2014-01-14	1,350
		(사)장애인먼저실천운동본부	391	차영준	경기도 화성시 팔탄면 버들로 1251	358-3372	절단,용융,냉각	8	60	2009-12-22	2013-03-13	2,730
		청명제2공장	392	나민수	경기도 화성시 남양로451번길 33-1 (신남동)	355-4977	파쇄선별,탈수,사료제조(가열멸균탱크)	95	100	2009-12-31	2014-09-02	36,520
		㈜이티에스	393	황정식	경기도 화성시 장안면 매바위로366번길 33-9		압출(용융),냉각,절단	15	200	2009-12-31	2013-09-09	4,760
		㈜클린에코	394	김창호	경기도 화성시 장덕북길146번길 83 (신남동)	356-9433	선별,분쇄,탈수,사료화	70	300	2010-01-12	2013-07-22	24,630
		㈜케이씨앤지	395	노향순	경기도 화성시 서신면 당성로 66-12		파쇄,분쇄,선별,혼합,성형	20	40		폐업	0
		수원시장	396	수원시장	경기도 화성시 태안로 263 (송산동)	233-1785	건조	450	1,000	2010-01-29	2010-02-03	126,000
		㈜씨엠케이	397	정봉섭	경기도 화성시 팔탄면 터넉골로120번길 113	8059-4500	분쇄,압출(용융),냉각,절단	5	200	2010-02-01	2014-01-14	1,930
		진흥화학	398	최진수	경기도 화성시 정남면 여의동길 90-23	8059-2932	분쇄,압출(용융),냉각,절단	3	300	2010-02-03	2014-03-20	963
		세우산업	399	이사차	경기도 화성시 향남읍 옥천길 15	244-9014,353-0232	분쇄,압출(용융),냉각,절단	5	300	2010-02-05	2013-08-30	1,760
		경인자원	400	김종대	경기도 화성시 마도면 송정로 225	356-3405	분쇄,압출(용융),냉각,절단	2	200	2010-02-18	2013-07-15	650
		애니웰환경㈜	402	이호영	경기도 화성시 장안면 석포공단길 10-4		절단,압출(용융),냉각,절단,사출성형	5	300	2010-03-10	2010-05-30	1,825
		에코텍알엠㈜	403	조성각	경기도 화성시 장안면 포승장안로1186번길 27	351-4538	분쇄,압출(용융),냉각,절단,선별,사출성형	4	200	2010-03-22	2013-12-17	1,530
		부안	404	허영석	경기도 화성시 양감면 안산말길 48-3	354-7969	분쇄,압출(용융),냉각시설,절단	11	600	2010-04-01	2013-09-17	1,960
		제일금속	406	이창석	경기도 화성시 팔탄면 버들로1362번길 31	8059-7744	탈수, 분쇄	20	700	2010-05-10	2014-06-20	7,600

구 분		업체명	등록·관리번호	대표자	소재지	전화번호	시설명	처리능력 (톤/일)	설치비 (백만원)	허가(승인)일 (년.월.일)	사용시작일 (년.월.일)	2013년 처리량(톤)
시도	시군구											
경기	화성시	성민상사	407	성정훈	경기도 화성시 송산면 구레골길 41-20		분쇄, 선별	110	200	2010-05-13	2014-07-21	41,500
		남양아스콘㈜	408	대표이사	경기도 화성시 팔탄면 현대기아로556번길 111	357-5871,2,3	분쇄,선별,건조	720	900	2010-05-18	2011-11-07	271,600
		케이티알	409	권태환	경기도 화성시 장안면 석포로 348-27	351-1954	파쇄,분쇄,혼합,가황,선별	6	200	2010-05-27	2014-07-03	2,100
		㈜신성아스콘	410	대표이사	경기도 화성시 팔탄면 푸른들판로 576	354-8500	분쇄,선별,건조	240	400	2010-06-04	2011-06-20	76,000
		진우산업개발	411	이형석	경기도 화성시 향남읍 초록로693번길 3-41	354-3718	파쇄,분쇄,배합,가황,선별	32	1,000	2010-06-04	2014-10-02	13,000
		㈜신일테크	413	대표이사	경기도 화성시 매바위로 540 (장덕동)	356-3108	분쇄,용융(압출),건조,절단,혼합,선별,포장,냉각	24	900	2010-06-29	2013-11-27	8,600
		㈜한신자원	415	오명수	경기도 화성시 장안면 포승장안로 861-52	351-9267	분쇄,용융(압출), 냉각, 절단	8	2,000	2010-08-12	2013-07-22	2,600
		동탄바이오	416	지홍배	경기도 화성시 남양로451번길 33-5 (신남동)	356-1033	선별,분쇄, 가열 및 멸균시설,제품저장	17	650	2010-08-17	2013-08-07	6,150
		영남산업㈜	417	김상록	경기도 화성시 장안면 3.1만세로 384	031-351-4144	용융	10	450	2010-09-03	2013-06-23	3,600
		(주)명성수지산업	418	이래겸	경기도 화성시 향남읍 서봉로 715-7		분쇄,용융(압출),냉각,절단	6	260	2010-09-07	2013-04-10	2,100
		화인㈜	419	화인㈜	경기도 화성시 양감면 정문송산로 206-14		절단,분쇄,선별,용융(압출),냉각,절단	33	1,400	2010-09-09	2014-06-03(변경신고)	11,500
		대광수지	422	대광수지	경기도 화성시 양감면 송말길 21-2	366-3235	분쇄,용융(압출),냉각,절단	3	1,200	2010-10-06	2013-08-06	956
		㈜알루젠	423	이상수	경기도 화성시 장안면 석포로 123-98	359-9004	용융	5	500	2010-10-22	2013-08-23	1,862
		광진플라텍	424	성귀석	경기도 화성시 정남면 신백길90번길 29-39		분쇄,용융,냉각,절단	9	1,300	2010-10-28	2012-12-24	3,280
		세윤글로벌	427	허웅	경기도 화성시 팔탄면 삼천병마로 501-4		분쇄,용융,냉각,절단	14	1,500	2010-10-28	2013-07-30	5,300
		신천리사이클링 (구,신천재생무역)	428	이강두	경기도 화성시 정남면 가장로 389	353-3440	분쇄,용융,냉각,절단,저장시설	7	2,000	2010-10-28	2013-09-08	2,370
		삼성사	430	이상신	경기도 화성시 송산면 용포리 48-56	483-7100	절단,압축,포장,재단,미싱	4	2,000	2010-12-06	2013-07-10	1,536
		그린플러스	431	김선홍	경기도 화성시 장안면 장안공단로 215-4		분쇄,세척,탈수,혼합,용융,냉각,절단,저장시설	7	1,500	2010-12-08	2013-07-15	2,746
		㈜AR테크	432	모일서	경기도 화성시 장안면 포승장안로 1428		혼합,성형	40	600	2010-12-13	2011-02-26	14,653
		화진산업	434	조외숙	경기도 화성시 향남읍 청덕동길 16		분쇄,용융,절단,냉각	5	300	2011-01-12	2013-03-18	1,896
		서원앰앤이	435	박상금	경기도 화성시 양감면 사격장길 124	297-4430	분쇄, 탈수,용융	1	1,500	2011-02-17	2012-02-03	375
		㈜동양매직화성사업소	436	대표이사	경기도 화성시 팔탄면 푸른들판로1010번길 100		분쇄,탈수	10	300	2011-02-18	2014-10-23	3,615
		(주)케이에스피	437	박대조	경기도 화성시 마도면 마도서길127번길 20-28	356-5170	용융,정제,유수분리,정제	10	2,500	2011-03-09	2014-12-03	3,518
		비엔씨산업	438	김신환	경기도 화성시 주석로 62-9 (북양동)	366-9456	분쇄,혼합,용융,냉각,절단,선별(진동	8	600	2011-03-14	2013-05-29	2,846
		에이치에스금속㈜	439	정용호	경기도 화성시 향남읍 한두골안길 91		분쇄,습식선별,탈수	6	400	2011-03-28	2011-05-23	1,720
		성일산업	440	조재숙	경기도 화성시 비봉면 푸른들판로 1219		파쇄, 분쇄	6	500	2011-03-28	2013-07-10	2,190
		인천상사	441	이기창	경기도 화성시 정남면 정남동로 95-27		용융,냉각,절단	2	120	2011-04-01	2014-07-29	725
		베스트메탈	443	윤대중	경기도 화성시 서신면 당성로152번길 46-4		분쇄,절단,선별,냉각,용융	5	1,000	2011-04-01	2011-06-20	1,450

구 분		업체명	등록·관리번호	대표자	소재지	전화번호	시설명	처리능력 (톤/일)	설치비 (백만원)	허가(승인)일 (년.월.일)	사용시작일 (년.월.일)	2013년 처리량(톤)
시도	시군구											
경기	화성시	한국케미칼	444	양승자	경기도 화성시 서신면 제부로 1015-13		분쇄,절단,냉각,용융	1	1,500	2011-04-04	2013-01-04	365
		항동프라스틱	446	강승관	경기도 화성시 남양로451번길 5-21 (신남동)		분쇄	5	150	2011-04-11	2011-06-12	1,420
		태영화학	447	이정규	경기도 화성시 양감면 은행나무로 561-24	352-3126	분쇄,절단,냉각,용융	3	1,600	2011-04-20	2013-05-30	1,010
		동화케미칼	449	국승관	경기도 화성시 장덕북길 165 (장덕동)		압출	5	500	2011-05-04	2014-01-16	1,860
		바이오앤드림코리아	452	김혜미	경기도 화성시 향남읍 토성로 296-23	355-5620	발효시설),건조,선별,분쇄	0	400	2011-05-12	2014-01-27	135
		㈜금화자원	453	대표이사	경기도 화성시 정조로 153 (반정동)		압축	80	1,500	2011-05-31	2011-07-23	28,900
		원플라스틱	456	이원미	경기도 화성시 정남면 괘랑2길 37	353-6297	절단,냉각,용융	10	1,200	2011-06-13	2011-08-12	3,520
		대기금속	459	유용종	경기도 화성시 양감면 용소금각로 145-19	352-5864	용해로	4	500	2011-06-23	2014-01-22	1,450
		㈜청명	461	구재범	경기도 화성시 현대기아로487번길 35-26 (무송동)	355-2887	파쇄선별,탈수,사료화	150	2,000	2011-07-07	2013-12-13	54,316
		화성수지	462	임갑수	경기도 화성시 정남면 망월길 19-6		분쇄	5	500	2011-07-07	2011-09-01	1,750
		㈜멘도타	463	김용	경기도 화성시 송산면 은수포북길 124-104	357-3708	소성,분쇄,선별	10	1,000	2011-07-07	2012-03-27	3,645
		수원수지	464	오재현	경기도 화성시 정남면 시청로 1732-64		용융,냉각,절단	4	700	2011-07-25	2013-10-21	1,490
		세인산업	465	김신자	경기도 화성시 비봉면 푸른들판로 1219		분쇄, 용융,냉각	5	1,500	2011-07-29	2013-08-07	1,932
		우성산업	466	홍유남	경기도 화성시 팔탄면 새터말길 15	352-1803	분쇄	2	600	2011-07-29	2014-04-28	735
		녹원	469	차화자	경기도 화성시 마도면 석교로 12		용융,냉각,절단,압축	10	1,500	2011-08-12	2011-10-23	3,564
		부영리사이클링	470	박진우	경기도 화성시 비봉면 주석로485번길 57		용융,냉각	1	700	2011-08-22	2013-08-06	184
		성오플라텍	471	송미경	경기도 화성시 정남면 내향로 240-29		분쇄	5	500	2011-08-24	2011-12-26	1,750
		㈜해송상사	474	박명옥	경기도 화성시 장안면 금의솔안길 73-18		분쇄,반응,용융,냉각,절단,선별,사출성형	5	2,000	2011-09-07	2011-11-12	1,560
		㈜유앤케이	475	엄종철	경기도 화성시 장안면 금의솔안길 73-18		분쇄,용융,냉각,절단,선별,사출성형	5	2,000	2011-09-07	2011-11-12	1,320
		(주)향남산업	476	신중재,원지영	경기도 화성시 정남면 내향안길 178	353-9063	분쇄,선별	11	1,000	2011-09-14	2014-07-01	3,564
		㈜넥스	477	이원배	경기도 화성시 서신면 제부로 941	664-8282	분쇄, 성형,소성	2	1,500	2011-09-15	2011-12-12	620
		부영피에스	478	박창규	경기도 화성시 비봉면 주석로485번길 55	355-98-38	분쇄, 용융	5	1,200	2011-09-22	2013-03-30	1,945
		태영금동	479	김상옥	경기도 화성시 마도면 송정동길 23-13	355-4388	용융,분쇄	1	600	2011-09-23	2013-05-29	356
		유진화학	480	유근형	경기도 화성시 마도면 마도로 753		분쇄,용융절단,냉각	6	1,500	2011-10-04	2013-11-22	2,640
		코스모스리사이클링	482	박영기	경기도 화성시 안녕남로 57-6 (안녕동)	222-2972	용융,분쇄	1	400	2011-10-07	2011-12-12	356
		㈜대원C&G	483	백승종	경기도 화성시 정남면 발안로 1021	352-1494	분쇄	29	200	2011-10-07	2013-06-03	10,465
		그린상사2공장	484	임한나	경기도 화성시 현대기아로 733-6 (북양동)	434-3936	파쇄, 용융	2	800	2011-10-20	2013-07-22	940
		대광산업	486	이승철	경기도 화성시 향남읍 솔태상두길 291-25	8059-2116	분쇄	4	300	2011-10-24	2011-12-26	1,562

구 분		업체명	등록·관리번호	대표자	소재지	전화번호	시설명	처리능력 (톤/일)	설치비 (백만원)	허가(승인)일 (년.월.일)	사용시작일 (년.월.일)	2013년 처리량(톤)
시도	시군구											
경기	화성시	명선㈜	487	대표이사	경기도 화성시 정남면 서봉로 813-13	8059-2561	압축,파쇄,용융	10	1,000	2011-10-26	2012-09-05	3,648
		환경수지	488	이종완	경기도 화성시 팔탄면 서해로 988-20	353-8590	분쇄,탈수,건조,용융,냉각,절단,선별	30	2,000	2011-10-31	2013-05-13	11,260
		세정상사	489	정상용	경기도 화성시 향남읍 서봉로442번길 35-59	8059-7941	분쇄,용융,탈수	6	1,200	2011-12-29	2014-03-03	2,416
		장안	490	김장안,김장일	경기도 화성시 주석로80번길 67-17 (북양동)	352-2130	분쇄,압출,압축,감용	7	1,600	2012-03-08	2012-03-08	2,500
		옵트로그린텍㈜	491	정옥희외1인	경기도 화성시 장안면 3.1만세로 478-5	351-9747	선별	5	5,500	2012-04-18	2012-04-18	1,825
		신우무역	492	최영호	경기도 화성시 정남면 정남동로325번길 18		용융(압출)	5	1,000	2012-03-19	2012-04-04	1,826
		㈜국일메탈	493	대표이사	경기도 화성시 팔탄면 포승향남로 2960-27	8059-8211	파쇄, 분쇄, 분리, 용융(압출)	10	1,500	2012-04-19	2012-05-16	3,645
		대유상사	494	김한미	경기도 화성시 비봉면 주석로 416	314-5500	분쇄, 탈수, 용융(압출)	2	2,000	2012-04-19	2012-06-06	780
		대길산업	495	이종수	경기도 화성시 우정읍 매바위로165번길 5-22		분쇄, 분쇄, 선별	15	1,000	2012-04-26	2014-03-26	4,590
		㈜신화산업	496	전석복	경기도 화성시 매바위로 552 (장덕동)	433-0515	용융(전기유도로)	4	700	2012-05-07	2012-06-06	1,100
		HM메탈	497	윤영림	경기도 화성시 장안면 돌서지길 132-23		분쇄,용융(압출),반응(알칼리처리시설),반응(산처리시설), 정제(용해여과),정제(분리침전),정제(추출용해), 정제(추출분리)	1	3,000	2012-05-16	2012-07-15	310
		㈜가연유지	498	이평기	경기도 화성시 향남읍 도이하가등길 53-10	366-3515	가열, 유수분리, 선별	5	2,000	2012-05-18	2012/17/16	1,825
		호수환경㈜	499	대표이사	경기도 화성시 양감면 초록로210번길 44-8		분쇄,탈수,용융	6	1,500	2012-05-24	2013-08-30	2,100
		유림수지	500	한보현	경기도 화성시 양감면 솔미마을길 131		분쇄, 절단, 용융(압출)	5	2,000	2012-05-31	2012-09-06	1,548
		㈜동해메탈	501	대표이사	경기도 화성시 팔탄면 포승향남로 2960-19		분쇄,용융	6	1,000	2012-06-04	2012-09-15	1,430
		한국자원트레이드	502	김진권	경기도 화성시 팔탄면 온천로 73	353-9909	용융(압출)	24	800	2012-06-04	2012-07-04	8,420
		금산자원	503	금산자원	경기도 화성시 팔탄면 노하길 299		분쇄,용융, 선별	10	1,000	2012-06-13	2012-07-25	3,510
		가야무역	504	정인호	경기도 화성시 장안면 석포로74번길 26		선별	10	500	2012-06-26	2012-08-05	3,650
		㈜연화인텍	505	유진호	경기도 화성시 비봉면 주석로 414	356-9946	분쇄, 정제(분리), 절단	5	1,500	2012-07-03	2013-06-18	1,825
		에스지개발㈜지점	506	윤석환	경기도 화성시 정남면 시청로 1560-54		분쇄	10	1,000	2012-07-05	2012-08-06	3,650
		길산수지	507	이길운	경기도 화성시 장안면 3.1만세로 516-23	351-0922	분쇄, 탈수	3	600	2012-07-06	2012-09-15	1,100
		한주플라스틱	508	김홍원	경기도 화성시 현대기아로 376-25 (무송동)		분쇄	5	400	2012-07-17	2012-08-24	1,825
		지알에스환경㈜	509	황은수	경기도 화성시 양감면 솔미마을길 131		분쇄	5	1,000	2012-07-17	2012-08-16	1,825
		㈜수연산업개발	511	대표이사	경기도 화성시 양감면 용소금각로 111		분쇄, 탈수, 압출	3	700	2012-09-07	2014-04-28	1,150
		(사)한국장애인단체총연합회 불용품사업소	512	대표이사	경기도 화성시 팔탄면 포승향남로 2960-27		분쇄	6	500	2012-09-20	2013-05-06	2,190
		혜성프라스틱	513	채인숙	경기도 화성시 양감면 은행나무로 183-8	366-4356	분쇄,성형(압출)	10	1,500	2012-10-04	2013-12-12	3,540
		신해산업㈜	514	대표이사	경기도 화성시 양감면 사격장길 88-45	366-6677	선별,분쇄,탈수,건조	80	2,500	2012-11-07	2014-09-25	29,450
		㈜에스에이치이엔지 화성공장	515	대표이사	경기도 화성시 양감면 사격장길 88-51	372-5144	분쇄,탈수,건조,선별	270	3,500	2012-11-07	2014-09-25	97,500

구 분		업체명	등록·관리번호	대표자	소재지	전화번호	시설명	처리능력 (톤/일)	설치비 (백만원)	허가(승인)일 (년.월.일)	사용시작일 (년.월.일)	2013년 처리량(톤)
시도	시군구											
경기	화성시	㈜더원알엔씨	516	대표이사 홍종영	경기도 화성시 마도면 마도로 252	366-7285	분쇄,용융(압출)	15	2,000	2012-11-14	2013-01-23	5,320
		인덕비철	517	박귀명	경기도 화성시 신남로 55-3 (남양동)		파쇄,분쇄,선별	10	1,000	2012-11-14	2012-12-23	3,650
		㈜화인소재	518	이근수	경기도 화성시 장안면 3.1만세로 591-38	366-5080	성형(압연), 절단	1	500	2012-11-15	20123/01/03	390
		우석리싸이클링㈜	519	조후동	경기도 화성시 장안면 석포로 87-12	358-8131	분쇄, 선별	400	5,000	2012-11-26	2013-01-03	105,600
		에코환경㈜	520	이환중	경기도 화성시 양감면 초록로210번길 44-10	351-8826	파쇄, 분쇄, 선별	120	2,000	2012-11-28	2014-06-30	42,000
		㈜심양북방재생자원공사	522	대표이사	경기도 화성시 팔탄면 현대기아로556번길 137-18		분쇄,절단	9	700	2012-12-11	2013-01-03	3,200
		영진자원재생산업	524	박일규	경기도 화성시 팔탄면 터넉골로 123	356-3851	용융(감용기)	3	500	2013-01-07	2013-02-25	1,100
		㈜에스아이판	528	안언모	경기도 화성시 장안면 수정로299번길 6	351-2381	분쇄,성형,건조	1	600	2013-03-04	2013-03-26	360
		삼경피알㈜	531	서명석	경기도 화성시 정남면 시청로 1560-54		용융	22	400	2013-03-22	2013-05-06	8,020
		㈜세언	535	강석호	경기도 화성시 장안면 수촌길 120-23	031-532-4608	분쇄, 습식분쇄, 건조, 탈수	32	1,500	2013-04-23	2013-06-06	5,400
		웅진산업	537	전상철	경기도 화성시 고향의봄길381번길 7-19 (활초동)	031-355-2283	분쇄, 성형, 성형	4	1,000	2013-05-03	2014-04-30	1,320
		유일산업	539	양태옥	경기도 화성시 장안면 남양호로 81-37	031-358-3805	선별, 절단, 용융	20	1,600	2013-05-10	2013-06-06	7,450
		동남자원	542	정용화	경기도 화성시 반정로 8 (반정동)	031-235-7701	분쇄, 선별, 냉매물질 분리 및 보관, 계량	4	700	2013-06-17	2013-07-02	1,320
		미래종합자원	543	권정애	경기도 화성시 팔탄면 노하길 293		분쇄, 선별	2	500	2013-06-28	2014-07-24(변경신고)	450
		용화플라스틱	544	김진호	경기도 화성시 마도면 송정동길 23-11		용융(압출)	10	600	2013-07-04	2014-07-31	1,530
		성은산업	545	임형순	경기도 화성시 양감면 초록로210번길 44-8		분쇄,절단	10	700	2013-07-10	2013-09-06	1,730
		태양산업	546	최종문	경기도 화성시 팔탄면 터넉골로165번길 70-14		분쇄,파쇄,압출	4	1,000	2013-07-25		950
		예천금속	547	김정년	경기도 화성시 팔탄면 새터말길 15		절단, 탈피	7	700	2013-08-05	2013-09-03	2,160
		㈜다성리싸이클링	548	대표이사	경기도 화성시 팔탄면 시청로766번길 11-18	031-366-3619	분쇄	5	500	2013-08-05	2013-08-27	1,826
		㈜대석개발 문학지점	549	대표이사 김지상	경기도 화성시 정남면 문학리 674-26	070-4240-3492	탈수	80	1,500	2013-08-13	2014-06-23	25,600
		만물프라스틱	550	오세선	경기도 화성시 신남로 304 (신남동)	031-366-9593	분쇄	4	1,000	2013-08-22	2013-11-07	1,260
		㈜디에스피엠알	551	김대성	경기도 화성시 장안면 3.1만세로281번길 5-2	031-357-5521	절단, 분쇄	3	700	2013-08-23	2013-09-16	950
		㈜영동스크랩	552	김영동	경기도 화성시 송산면 삼존로 47-14	031-356-9428	분쇄,용융(압출),수평식압축	2	600	2013-08-23	2013-09-16	620
		남대문자원	553	구명서	경기도 화성시 팔탄면 율암길95번길 18		분쇄, 선별	6	500	2013-09-03	2013-10-10	1,530
		드림마이닝㈜	554	최상진	경기도 화성시 마도면 마도서길127번길 54-13		반응(알카리처리시설), 정제(용해여과)시설, 정제(분리침전시설), 정제(추출), 가열, 절단	7	1,500	2013-09-09	2013-10-06	2,560
		㈜에스케이에스	556	신규선	경기도 화성시 장안면 3.1만세로281번길 51	031-366-1136	분리	10	1,000	2013-09-13	2013-11-15	2,930
		고려에이엠산업㈜	557	왕영표	경기도 화성시 정남면 여의동길 103	031-354-5420	반사로	20	1,500	2013-09-16	2014-02-03	4,530
		㈜우주금속산업	559	고보연	경기도 화성시 팔탄면 새터말길 33-3	031-366-1844	분쇄, 선별, 정제(분리)	6	1,000	2013-09-25	2013-11-15	2,530

구 분		업체명	등록·관리번호	대표자	소재지	전화번호	시설명	처리능력 (톤/일)	설치비 (백만원)	허가(승인)일 (년.월.일)	사용시작일 (년.월.일)	2013년 처리량(톤)
시도	시군구											
경기	화성시	유원포리머	`12-01	박래용	경기도 화성시 정남면 여의동길 90-19	357-9998	분쇄,파쇄,탈수	10	1,500	2012-01-16	2012-01-16	3,510
		㈜새롬이엔지	560	유영기	경기도 화성시 장안면 3.1만세로322번길 49-9	031-354-1800	압축, 분쇄(습식), 탈수	60	2,000	2013-10-04	2014-05-09	21,600
		㈜이피케이	561	임민규	경기도 화성시 양감면 용소금각로 121-45		파쇄, 분쇄	12	1,600	2013-10-28	2013-12-31	4,630
		SJ폴리머	562	최상규	경기도 화성시 팔탄면 서해로1313번길 44	031-355-4083	분쇄	3	600	2013-10-28	2013-12-04	1,300
		대한금속㈜	563	오원택	경기도 화성시 장안면 수정로 201-54	031-358-9245	파쇄,분쇄,절단, 분리(냉매회수시설),계량	95	2,500	2013-11-18	2014-02-03	34,500
		미성기업	564	이강학	경기도 화성시 활초길15번길 34-25 (활초동)	031-355-7595	분쇄	5	900	2013-11-19	2014-01-12	1,735
		미래산업	567	이기훈	경기도 화성시 장안면 3.1만세로 519-59	031-356-2136	절단, 분쇄	10	1,200	2013-11-27	2014-01-13	2,750
		대승화학	569	조상미	경기도 화성시 우정읍 기아자동차로 510-14		분쇄, 용융	4	700	2013-12-23	2014-02-03	1,260
		MIP	570	신대철	경기도 화성시 정남면 고지4길 43-74	031-353-2957	용융, 절단	5	600	2013-12-23	2014-02-24	1,750
		㈜엠플러스	571	용석희	경기도 화성시 장안면 무봉길 129		반응, 절단	6	1,000	2013-12-24	2014-02-16	2,230
		대호산업	572	이석만	경기도 화성시 정남면 내향로 124	031-352-3968	분쇄, 용융, 절단	3	1,300	2013-12-24	2014-02-15	9,950
		영원산업	573	박원묵	경기도 화성시 팔탄면 시청로677번길 41	031-352-0474	분쇄, 분리, 선별	5	1,000	2013-12-26	2014-01-20	1,760
		㈜으뜸실렉트	574	김진수	경기도 화성시 봉담읍 하가등길 20-7	070-4651-1477	분쇄, 압출, 절단	8	1,200	2013-12-31	2014-01-15	2,930
	양주시	학산자원	1999-01	강윤구	봉양동 418-10	867-1147	사료화시설	80	310	1999-01-12	1999-01-12	356
		㈜우광	2002-01	백민구	은현면 하패리 443-8	861-3567	사료화시설	110	500	2002-04-19	2002-06-17	160
		천인영농조합	2013-7	김홍근	은현면 하패리 147-4	868-5289	사료화시설	80	1,000	2013-06-11	2006-04-13	134
		한강섬유	2013-11	송창학	은현면 운암리 85-1	863-7405	분쇄시설	2	200	2013-08-05	2013-08-05	482
		동아물산㈜	2012-05	성국환	은현면 용암리 815-2	858-0057	분쇄시설, 압출성형기, 압출성형기	3	300	2012-06-18	1999-06-07	147
		한일범퍼	2013-04	유경희	만송동 416-5		도장시설, 건조시설	0	100	2013-03-04	2000-06-12	96
		㈜동성	2013-13	김혜경	광적면 덕도리 807-1	02-333-3220	분쇄시설	5	300	2013-08-16	2004-08-29	88
		양주바이오텍	2012-13	송인만	은현면 도하리 690,691	844-1911	사료화시설	25	1,000	2012-10-10	2001-01-06	1,115
		㈜새한비료	2012-10	김순복	광적면 화합로 179-52	871-3568	퇴비화시설	64	1,200	2012-08-27	2001-01-11	2,929
		녹색농장	2013-10	신연화	은현면 도하리 766-1, 769, 771-1	865-1242	부숙시설	15	100	2013-07-26	2001-07-04	3,772
		㈜지앤오코퍼레이션	2013-19	안현호	남면 경신리 187-1	863-7157	정제시설,보일러,탈수,건조,반응,첨전시설	40	500	2013-12-24	1992-07-01	75
		경신공업사	2011-3	이순애	남면경신리 297-2	863-3078	용융(성형)시설	1	100	2011-11-30	2002-12-27	63
		부일화학㈜	2013-18	김영천	광적면 가납리 128-1	836-6233	분쇄시설	0	100	2013-07-26	2003-05-15	90
		㈜씨스코	2013-16	김형식	남면 경신리 271-2,-4,-5	868 -0154	용융(성형)시설, 분쇄시설	1	150	2013-09-13	2003-06-27	665
		㈜해원	2012-09	한정희	광적면 가납리 593-1	878-8177	사료화시설	25	400	2012-07-27	2003-01-01	2,515

구 분		업체명	등록·관리번호	대표자	소재지	전화번호	시설명	처리능력 (톤/일)	설치비 (백만원)	허가(승인)일 (년.월.일)	사용시작일 (년.월.일)	2013년 처리량(톤)
시도	시군구											
경기	양주시	세바환경	2013-11	김학범	남면 경신리 204-2	861-8876	사료화시설	25	300	2013-07-30	2003-10-01	2,961
		두영환경	2013-3	한상갑	남면 상수리 221	862-6511	사료화시설	30	300	2013-02-20	2003-12-01	6,444
		태원통상	2013-1	김연숙	광적면 덕도리 53-7	855-2205	화학적처분시설	1	100	2013-01-11	2004-02-26	13
		㈜대영실업	2012-11	배양수	은현면 운암리 346	864-8301	사료화시설	90	1,000	2012-09-04	2004-07-12	205
		(주)삼양산업	2011-02	이호범	율정동 180-8	866-6850	혼합시설,용융시설	1	100	2011-11-25	2011-11-03	74
		신우R/C	2012-06	한규천	율정동 288-1		파쇄시설, 압축시설, RPF 제조(용융, 파쇄)시설	8	500	2012-07-05	2006-02-14	67
		밴닥코리아	2013-15	이순임	봉양동 572-21	857-4328		5	200	2013-09-13	2006-10-26	7
		㈜고각	2012-15	박우선	은현면 하패리 888-4		용융시설	3	100	2012-10-25	2007-11-13	363
		세인농장	2012-07	최원규	은현면 도하리 655-3	867-9970	사료화시설	20	1,000	2012-07-13	2009-06-19	6,220
		㈜애니테크	2013-09	임병곤	남면 상수리 9-2	868-0607	정제시설,유수분리시설등	10	30,000	2013-07-01	2009-09-04	50
		㈜케이알씨	2012-08	김열환	광적면 우고리 184	837-1862	파쇄시설, 압축시설	67	18,000	2012-04-19	2011-04-08	22,644
		북동철강㈜	2013-17	황계식,주대영	광적면 가납리 366-1	867-1770	절단시설, 파쇄시설	80	300	2012-10-04	2012-10-04	3,645
		대신콘크리트㈜	2013-02	전대식	남면 상수리 412-1,-6,-8,-10	863-1452	파쇄분쇄시설	50	500	2013-01-29	2013-01-29	100
		㈜티디에프산업	양주-2013-05	이호상	남면 신산리 247-14	533-3567	파쇄시설	10	100	2013-04-16	2013-01-29	20
		㈜이레산업	양주-2013-06	이경우	장흥면 부곡리 106-2, 111-1, -7	826-8544	파쇄시설	240	500	2013-05-03	2013-05-29	2,017
		산양환경산업㈜	2013-08	장택무	은현면 도하리 224-2,-5,-6	861-2285		1,200	1,000	1999-02-24	1999-10-18	61,722
		성우개발	2013-14	서대원	은현면 봉암리 132		압축시설, 절단시설	60	200	2013-09-10	2007-07-13	300
	포천시	이춘호	2009-재-142	이춘호	경기도 포천시 가산면 정교리 27-13외8필지	-	굴삭기	1	50	2009-08-03	2009-08-03	0
		OCI케미칼	2010-재-169	최원석	경기도 포천시 군내면 용정리 89-10		파쇄・분쇄・탈피 시설	16	300	2010-04-12	2010-04-12	0
		SM소프랜드	2002-재-14	김선례	경기도 포천시 동교동 556-1,-19	031-543-9842	압축・압출・성형・주조시설	15	2,000	2002-02-08	2002-02-08	191
		가야수지	2010-재-175	이소연	경기도 포천시 가산면 금현리 997-3외 3필지		용융・용해시설	2	100	2010-06-23	2010-06-23	60
		강남수지	2003-재-45	김인학	경기도 포천시 내촌면 진목리 135,134	031-531-4974	용융・용해시설	9	400	2003-04-21	2003-04-21	128
		강원수지	1999-재-8	박병준	경기도 포천시 가산면 방축리 2-4	031-544-3270	용융・용해시설	10	100	1999-10-06	1999-10-06	3,617
		건아수지	1997-재-48	윤충로	경기도 포천시 가산면 방축리 3,3-1,3-2	031-544-3295	파쇄・분쇄・탈피 시설	5	200	1997-03-26	1997-03-26	0
		경기산업자원	2001-재-25	김성태	경기도 포천시 신북면 심곡리 93,94	031-531-2070	파쇄・분쇄・탈피 시설	8	50	2001-12-04	2001-12-04	2
		경기아스콘산업㈜	2012-재-216	이민형	경기도 포천시 화현면 지현리 342, 342-4	-	파쇄・분쇄・탈피 시설	28	600	2012-07-19	2012-07-19	3,371
		경성케미칼	2000-재-31	이완진	경기도 포천시 신북면 신평리 609-6	031-534-1254	압축・압출・성형・주조시설	5	100	2000-05-12	2000-05-12	1,683
		광명비철	1999-재-29	조만식	경기도 포천시 가산면 금현리 189-1	031-544-8969	파쇄・분쇄・탈피 시설	1	38	1999-03-19	1999-03-19	0

구 분		업체명	등록·관리번호	대표자	소재지	전화번호	시설명	처리능력 (톤/일)	설치비 (백만원)	허가(승인)일 (년.월.일)	사용시작일 (년.월.일)	2013년 처리량(톤)
시도	시군구											
경기	포천시	광주화학	2001-재-20	허진남	경기도 포천시 소흘읍 초가팔리 199-3	031-541-0104	용융・용해시설	1	100	2001-05-31	2001-05-31	351
		금성수지	1995-재-28	김재문	경기도 포천시 내촌면 진목리 427-8	-	용융・용해시설	12	300	1995-01-20	1995-01-20	1,376
		남일유지산업㈜	2005-재-71	최경문	경기도 포천시 영중면 영송리 621,628		정제시설	10	250	2005-12-12	2005-12-12	576
		농업회사법인㈜늘그린	2010-재-172	백영호	경기도 포천시 화현면 지현리 315-1	031-534-2251	사료화 시설	0	400	2010-05-03	2010-05-03	72
		다산농산영농조합법인	2008-재-128	임위규	경기도 포천시 내촌면 마명리 307-2	031-531-8027	용융・용해시설	6	600	2008-09-10	2008-09-10	2,128
		대광교역	2005-재-69	박광석	경기도 포천시 가산면 가산리 177-1	031-542-2000	압축・압출・성형・주조시설	3	100	2005-10-24	2005-10-24	798
		대성사료	2005-재-62	임명신	경기도 포천시 가산면 우금리 283-10	02-529-2581	사료화 시설	10	100	2005-07-26	2005-07-26	0
		대양프라스틱	2004-재-55	공환천	경기도 포천시 군내면 상성북리 472-1,473	031-531-6673	용융・용해시설	16	1,000	2000-03-20	2000-03-20	2,609
		대한케미칼	2009-재-138	김갑준	경기도 포천시 가산면 금현리 147-5	-	압축・압출・성형・주조시설	4	250	2009-04-23	2009-04-23	0
		대현수지	2000-재-47	황치갑	경기도 포천시 군내면 직두리 573-1	031-535-9719	압축・압출・성형・주조시설	2	100	2000-12-26	2000-12-26	377
		동아금속	2001-재-32	오상우	경기도 포천시 가산면 금현리 196-2	031-542-4364	용융・용해시설	1	795	2001-07-20	2001-07-20	58
		동아실업	2005-재-59	류영하	경기도 포천시 군내면 유교리 282-7	031-541-4802	압축・압출・성형・주조시설	4	100	2005-05-10	2005-05-10	0
		동원매트	2009-재-139	김형식	경기도 포천시 신북면 삼성당리 364,-1		압축・압출・성형・주조시설	4	100	2009-05-22	2009-05-22	279
		동원수지	2007-재-110	곽용주	경기도 포천시 내촌면 마명리 267	031-534-6944	용융・용해시설	2	100	2007-07-26	2007-07-26	0
		동해기업㈜	2003-재-26	김종형	경기도 포천시 신북면 신평리 256	031-532-9869	파쇄・분쇄・탈피 시설	40	953	1995-05-01	1995-05-01	9,255
		두산수지	2011-재-204	최영숙	경기도 포천시 군내면 좌의리 2-7		파쇄・분쇄・탈피 시설	75	400	2011-09-26	2011-09-26	0
		디케이	2008-재-129	임윤수	경기도 포천시 가산면 가산리 167-10	031-542-6688	용융・용해시설	7	50	2008-10-16	2008-10-16	49
		리리상사	2012-재-219	최태식	경기도 포천시 소흘읍 무봉리 198-3	031-536-2215	용융・용해시설	6	200	2012-10-25	2012-10-25	0
		명성엔프라	2007-재-100	최미숙	경기도 포천시 창수면 오가리 83-5	031-536-8500	압축・압출・성형・주조시설	10	300	2007-01-09	2007-01-09	1,287
		명진공업사	1997-재-30	구찬모	경기도 포천시 신북면 신평리 565-8	031-534-2454	파쇄・분쇄・탈피 시설	8	300	1997-07-03	1997-07-03	1,178
		명환수지	2003-재-1	박환영	경기도 포천시 신북면 신평리 619	031-531-7863	압축・압출・성형・주조시설	4	100	2003-08-12	2003-08-12	1,124
		미래폴	2013-재-230	김보선	경기도 포천시 창수면 추동리 571		용융・용해시설	7	100	2013-10-17	2013-10-17	0
		미성수지	2006-재-89	정찬성	경기도 포천시 가산면 금현리 147-1		파쇄・분쇄・탈피 시설	2	300	2006-06-16	2006-06-16	909
		번실회	1999-재-11	신인철	경기도 포천시 가산면 마전리 643-3	031-541-6733	용융・용해시설	10	300	1999-12-08	1999-12-08	1,382
		북삼수지	2011-재-197	유동일	경기도 포천시 소흘읍 이가팔리 512		용융・용해시설	1	200	2011-06-17	2011-06-17	231
		산보산업㈜	2009-재-154	이진중	경기도 포천시 내촌면 진목리 186등 10필지	031-531-6015	파쇄・분쇄・탈피 시설	7	4,720	2009-10-28	2009-10-28	0
		삼양콘크리트공업㈜	2009-재-158	이병숙	경기도 포천시 소흘읍 무봉리 383-10	031-541-9211	파쇄・분쇄・탈피 시설	30	1,000	2009-11-11	2009-11-11	4,000
		삼일수지	2011-재-202	권병규	경기도 포천시 내촌면 진목리 423,424-2		용융・용해시설	8	200	2011-09-21	2011-09-21	1,123

구 분		업체명	등록·관리번호	대표자	소재지	전화번호	시설명	처리능력 (톤/일)	설치비 (백만원)	허가(승인)일 (년.월.일)	사용시작일 (년.월.일)	2013년 처리량(톤)
시도	시군구											
경기	포천시	삼일스크린	2003-재-2	용경자	경기도 포천시 가산면 금현리 663, 863	-	탈수・건조 시설	2	200	2003-08-13	2003-08-13	0
		삼정P&P	2010-재-168	전유돈	경기도 포천시 가산면 정교리 20		용융・용해시설	18	180	2010-02-25	2010-02-25	378
		삼호골재	2011-재-195	고상종	경기도 포천시 화현면 명덕리 53,53-1		굴삭기	0	50	2011-05-27	2011-05-27	0
		서우실업㈜	2006-재-85	이동기	경기도 포천시 창수면 운산리 32	031-535-0429	압축・압출・성형・주조시설	5	1,000	2006-04-13	2006-04-13	840
		서원타이어재생공업사	1996-재-37	전영문	경기도 포천시 가산면 금현리 1123	031-528-4627	압축・압출・성형・주조시설	2	100	1996-02-03	1996-02-03	77
		서해안수지	1996-재-27	최용락	경기도 포천시 내촌면 진목리 427-10,-11	031-534-2603	파쇄・분쇄・탈피 시설	15	300	1996-04-30	1996-04-30	5,160
		선경고무	2008-재-130	백영단	경기도 포천시 창수면 추동리 570	031-531-7131	용융・용해시설	0	80	2008-11-03	2008-11-03	0
		선운테크	2011-재-192	박종근	경기도 포천시 가산면 금현리 572		용융・용해시설	10	300	2011-04-14	2011-04-14	1
		성인산업	2012-재-212	정영심	경기도 포천시 일동면 기산리 417-11외1		파쇄・분쇄・탈피 시설	8	200	2012-03-19	2012-03-19	0
		세경리싸이클링	2004-재-55	이난영	경기도 포천시 소흘읍 고모리 481-2,-3	031-541-2492	파쇄・분쇄・탈피 시설	12	300	2004-12-15	2004-12-15	0
		세리원에	98-재-8	박종호	경기도 포천시 소흘읍 초가팔리 110	-	탈수・건조 시설	1	50	1998-12-11	1998-12-11	0
		세종프라스틱	2007-재-106	이종옥	경기도 포천시 가산면 금현리 147-3		압축・압출・성형・주조시설	3	300	2007-04-19	2007-04-19	458
		세창섬유	2000-재-7	문연순	경기도 포천시 가산면 마산리 4-2	031-543-5571	절단시설	1	100	2000-10-12	2000-10-12	0
		경수산업	2010-재-165	김경수	경기도 포천시 가산면 금현리 783외 2필지		파쇄・분쇄・탈피 시설	9	300	2010-01-27	2010-01-27	525
		스위트코리아	1992-재-6	최지영	경기도 포천시 내촌면 진목리 407-1	031-532-0367	용융・용해시설	3	100	1992-07-01	1992-07-01	37
		신광수지	2012-재-217	오명수	경기도 포천시 가산면 금현리 1019,1023-1		용융・용해시설	7	200	2012-09-27	2012-09-27	0
		신명화학	2000-재-13	구현모	경기도 포천시 신북면 신평리 562	031-534-0188	압축・압출・성형・주조시설	8	200	2000-03-02	2000-03-02	2,839
		신안기업㈜	2009-재-152	안인재	경기도 포천시 창수면 가양리 5,8	031-531-2455	파쇄・분쇄・탈피 시설	20	200	2009-10-19	2009-10-19	0
		신영기업	2004-재-49	권외숙	경기도 포천시 가산면 금현리 168-4		파쇄・분쇄・탈피 시설	15	300	2004-11-22	2004-11-22	0
		신화케미칼	2006-재-94	정해철	경기도 포천시 가산면 정교리 161-10	031-544-4563	용융・용해시설	5	200	2006-11-28	2006-11-28	0
		신흥산업	1999-재-41	함신갑	경기도 포천시 내촌면 진목리 960-1	031-533-0603	파쇄・분쇄・탈피 시설	6	100	1999-03-15	1999-03-15	2,032
		아름자원	2010-재-183	김대웅	경기도 포천시 내촌면 마명리 26-3		파쇄・분쇄・탈피 시설	14	300	2010-12-24	2010-12-24	115
		양주수지	2010-재-171	김연옥	경기도 포천시 가산면 가산리 275-2외 1필지		용융・용해시설	4	200	2010-04-27	2010-04-27	0
		에스지케미칼	2011-재-207	이강열	경기도 포천시 가산면 금현리 1153		파쇄・분쇄・탈피 시설	5	70	2011-12-29	2011-12-29	427
		에코테크	2011-재-198	김은희	경기도 포천시 신북면 신평리 81-4		용융・용해시설	20	2,000	2011-06-29	2011-06-29	2,829
		엔디티엔지니어링㈜	2010-재-185	한현우,임기현	경기도 포천시 영중면 영송리 630	-	연료화시설	234	1,000	2010-12-24	2010-12-24	0
		엘리고폴리머	2008-재-120	황보성	경기도 포천시 창수면 추동리 255	031-543-8197	압축・압출・성형・주조시설	9	150	2008-03-26	2008-03-26	0
		연성산업	2007-재-104	조무연	경기도 포천시 내촌면 진목리 128	031-531-6346	압축・압출・성형・주조시설	1	100	2007-03-06	2007-03-06	0

구 분		업체명	등록·관리번호	대표자	소재지	전화번호	시설명	처리능력 (톤/일)	설치비 (백만원)	허가(승인)일 (년.월.일)	사용시작일 (년.월.일)	2013년 처리량(톤)
시도	시군구											
경기	포천시	영광비니루	2000-재-33	주헌규	경기도 포천시 소흘읍 이가팔리 603-1	031-542-8344	압축・압출・성형・주조시설	20	400	2000-06-23	2000-06-23	548
		영동수지	2006-재-88	변재란	경기도 포천시 가산면 금현리 804-7		파쇄・분쇄・탈피 시설	2	50	2006-06-16	2006-06-16	480
		영성실업	120-04-01	김성수외1	경기도 포천시 가산면 방축리 315	031-544-4356	압축・압출・성형・주조시설	3	300	2004-01-17	2004-01-17	0
		오성	2002-재-19	김효남	경기도 포천시 내촌면 마명리 334,335-6	031-532-2027	압축・압출・성형・주조시설	2	100	2002-12-13	2002-12-13	518
		유화수지산업	2009-재-159	안상열	경기도 포천시 동교동 430-5,9	031-542-6322	용융・용해시설	1	910	2009-11-17	2009-11-17	137
		일성아크릴	2011-재-199	장일순	경기도 포천시 창수면 오가리 83-2외 3필지		파쇄・분쇄・탈피 시설	4	100	2011-07-01	2011-07-01	0
		일신수지	2008-재-127	이상득	경기도 포천시 가산면 방축리 105		용융・용해시설	1	70	2008-09-04	2008-09-04	34
		자원산업	2007-재-105	이춘기	경기도 포천시 일동면 길명리 734,737,-4	031-532-0354	파쇄・분쇄・탈피 시설	2	50	2007-03-14	2007-03-14	511
		정주케미칼	2003-재-10	이해청	경기도 포천시 가산면 금현리 60-4	031-542-4813	파쇄・분쇄・탈피 시설	5	250	2003-05-30	2003-05-30	2
		제일수지	1999-재-22	유상진	경기도 포천시 가산면 마산리 643-7	031-542-9219	압축・압출・성형・주조시설	4	500	1999-06-14	1999-06-14	1,169
		제일켐	2007-재-116	김옥진	경기도 포천시 이동면 노곡리 960-3	031-536-8804	압축・압출・성형・주조시설	10	300	2007-11-29	2007-11-29	0
		㈜건설레미콘	2011-재201	이영재	경기도 포천시 동교동 556-2외 17필지		파쇄・분쇄・탈피 시설	40	37,631	2011-09-21	2011-09-21	0
		㈜나래산업	2002-재-23	최경식	경기도 포천시 영중면 거사리 987,988	-	용융・용해시설	6	100	2002-05-04	2002-05-04	0
		㈜네오플래닛	2013-재-221	신현민	경기도 포천시 내촌면 진목리 957		압축・압출・성형・주조시설	15	100	2013-01-04	2013-01-04	4,283
		㈜대풍상사	2011-재-187	이순조	경기도 포천시 창수면 추동리 220-2,221-1,-6,-7,-8		용융・용해시설	35	400	2011-01-06	2011-01-06	197
		㈜대한체육산업	2004-재-52	남궁선	경기도 포천시 내촌면 소학리 128-4	-	파쇄・분쇄・탈피 시설	14	500	2004-12-09	2004-12-09	3,166
		㈜대한폴리머	2010-재-173	김미영	경기도 포천시 내촌면 진목리 647-4	031-532-2449	파쇄・분쇄・탈피 시설	33	400	2010-05-20	2010-05-20	0
		㈜디피아이	2010-재-176	오경자	경기도 포천시 내촌면 신팔리 270-5		압축・압출・성형・주조시설	2	150	2010-07-02	2010-07-02	85
		㈜마명산업	2012-재-215	최용락	경기도 포천시 내촌면 진목리 47-3	031-534-2603	압축・압출・성형・주조시설	55	400	2012-07-17	2012-07-17	18,496
		㈜미래유지	2008-허3	김성철	경기도 포천시 가산면 금현리 265-1	542-0138	유수 분리 시설	64	176	2008-10-28	2008-10-28	784
		㈜미송환경	2009-재-162	안오순	경기도 포천시 화현면 지현리 472-5,8,8		파쇄・분쇄・탈피 시설	80	400	2009-12-28	2009-12-28	17,826
		㈜보빈폴리텍	2010-재-193	윤석진	경기도 포천시 군내면 좌의리 24-4		용융・용해시설	10	50	2011-04-14	2011-04-14	29
		㈜삼오자원	2006-재-79	박상수	경기도 포천시 내촌면 진목리 238-5	031-531-3507	압축・압출・성형・주조시설	3	100	2006-03-22	2006-03-22	542
		㈜삼일플라스틱	2011-재-188	조병구	경기도 포천시 자작동 588-30	031-533-3173	파쇄・분쇄・탈피 시설	17	500	2011-01-06	2011-01-06	57
		㈜삼창파이프	2011-재-194	박은영	경기도 포천시 가산면 금현리 129-2외 3필지		용융・용해시설	5	600	2011-05-27	2011-05-27	546
		㈜삼호케미칼	2012-재-220	권혁태	경기도 포천시 가산면 금현리 49-4		용융・용해시설	10	300	2012-11-14	2012-11-14	0
		㈜새론	2009-재-155	한승묵	경기도 포천시 내촌면 진목리 12-3,13-8,15	031-535-2760	용융・용해시설	6	300	2009-10-30	2009-10-30	5
		㈜성진트레이드	2009-재-134	최경진	경기도 포천시 가산면 정교리 378,-3,-5,379-5,381-9,-10	031-541-9886	압축・압출・성형・주조시설	60	320	2009-02-18	2009-02-18	1,330

구 분		업체명	등록·관리번호	대표자	소재지	전화번호	시설명	처리능력 (톤/일)	설치비 (백만원)	허가(승인)일 (년.월.일)	사용시작일 (년.월.일)	2013년 처리량(톤)
시도	시군구											
경기	포천시	㈜알씨	2005-재-73	이효석	경기도 포천시 창수면 추동리 220-1,-4,-6		파쇄・분쇄・탈피 시설	55	400	2005-11-24	2005-11-24	0
		㈜에스이바이오에너지	2013-재-226	김성욱,채영기	경기도 포천시 군내면 좌의리 444		연료화시설	96	250	2013-05-14	2013-05-14	599
		㈜에코신화	2011-재-206	김권희	경기도 포천시 가산면 정교리 417	031-544-4563	용융・용해시설	8	300	2011-12-26	2011-12-26	1,419
		㈜우리산업	2008-재-124	윤여철	경기도 포천시 신북면 만세교리 219-1,-21	031-533-9986	용융・용해시설	6	80	2008-07-25	2008-07-25	1,390
		㈜우신식품	2010-재-184	성백수	경기도 포천시 영중면 양문리 362		파쇄・분쇄・탈피 시설	45	750	2010-12-24	2010-12-24	2,883
		㈜이삭수지	2010-재-186	진형화	경기도 포천시 소흘읍 이가팔리 242-4		용융・용해시설	12	300	2010-12-30	2010-12-30	0
		㈜제일그라스텍	2013-재-225	김금희	경기도 포천시 가산면 금현리 44-1	031-531-6272	파쇄・분쇄・탈피 시설	30	150	2013-04-11	2013-04-11	551
		㈜조원산업	2000-재-36	추용	경기도 포천시 영중면 영송리 495-1	031-532-0144	사료화 시설	30	1,000	2002-11-08	2002-11-08	19,049
		㈜주성산업	2012-재-213	강용규	경기도 포천시 내촌면 소학리 205-1,206-1		파쇄・분쇄・탈피 시설	34	400	2012-05-04	2012-05-04	0
		㈜천일에너지	2013-재-228	박상원	경기도 포천시 영중면 양문리 982-1	02-6907-1080	연료화시설	256	500	2013-05-23	2013-05-23	126
		㈜충남	2010-재-180	김기춘	경기도 포천시 가산면 정교리 419외3필지	031-543-3410	용융・용해시설	12	350	2010-09-17	2010-09-17	3,359
		㈜포우천개발	2007-재-107	남순우	경기도 포천시 영중면 영송리 653-1	031-531-8338	연료화시설	60	180	2007-05-11	2007-05-11	3,784
		㈜푸름리싸이클	2005-재-57	김태선	경기도 포천시 설운동 424	031-543-5848	연료화시설	40	500	2005-01-31	2005-01-31	3,717
		㈜피제이메텍	1992-재-9	송동건	경기도 포천시 설운동 352-6	031-541-0003	파쇄・분쇄・탈피 시설	4	100	1992-07-01	1992-07-01	138
		㈜한국비앤텍	2006-재-92	이종협	경기도 포천시 신북면 신평리 264-5		용융・용해시설	36	300	2006-09-29	2006-09-29	2,821
		㈜한창수지	2007-재-114	엄용철	경기도 포천시 내촌면 음현리 518-1,-2	031-534-0714	용융・용해시설	6	250	2007-10-05	2007-10-05	242
		㈜현대자원	2011-재-191	유영선	경기도 포천시 가산면 우금리 774-1,775-9,-10,777-7		용융・용해시설	1	300	2011-03-30	2011-03-30	8
		㈜호성환경	2006-재-87	장영환	경기도 포천시 창수면 추동리 608-3,-2	031-532-7277	연료화시설	20	1,800	2006-06-13	2006-06-13	7,097
		중앙케미칼	2005-재-80	신영식	경기도 포천시 가산면 마산리 646-1,646-2	031-542-6905	용융・용해시설	5	1,150	2006-01-24	2006-01-24	1
		중원산업	2003-재-18	박명희	경기도 포천시 창수면 주원리 118-1,125	031-532-7121	연료화시설	80	500	2003-06-27	2003-06-27	17,156
		천수수지	2010-재-179	김영애	경기도 포천시 내촌면 음현리 324		파쇄・분쇄・탈피 시설	50	300	2010-09-06	2010-09-06	186
		청정산업	2011-재-196	문정임	경기도 포천시 내촌면 소학리 196-9		용융・용해시설	24	50	2011-06-17	2011-06-17	0
		켐텍코리아	2012-재-211	윤여삼	경기도 포천시 신북면 신평리 264-18		압축・압출・성형・주조시설	5	150	2012-02-28	2012-02-28	0
		코단콘크리트㈜	2006-재-90	김윤춘	경기도 포천시 신북면 계류리 440-1, 443-19,-20,-21,443-27	031-531-4850	파쇄・분쇄・탈피 시설	30	1,450	2006-07-12	2006-07-12	3,160
		코웨이㈜	2013-재-222	김동현	경기도 포천시 신북면 기지리 965-1,965-12	-	파쇄・분쇄・탈피 시설	41	300	2013-01-25	2013-01-25	12,858
		태강자원	2013-재-231	박상헌	경기도 포천시 포천시 설운동 326-4외2	-	용융・용해시설	7	200	2013-11-22	2013-11-22	0
		태건수지	2009-재-135	황용현	경기도 포천시 내촌면 진목리 105-8, 117	-	파쇄・분쇄・탈피 시설	2	100	2009-02-19	2009-02-19	0
		태광수지	1998-재-38	유연웅	경기도 포천시 화현면 화현리 865	031-533-8199	파쇄・분쇄・탈피 시설	2	100	1998-06-10	1998-06-10	470

구 분		업체명	등록·관리번호	대표자	소재지	전화번호	시설명	처리능력 (톤/일)	설치비 (백만원)	허가(승인)일 (년.월.일)	사용시작일 (년.월.일)	2013년 처리량(톤)
시도	시군구											
경기	포천시	태양케미칼	2009-재-140	김응하	경기도 포천시 자작동 600-10	031-536-7520	용융・용해시설	5	150	2009-05-22	2009-05-22	0
		태윤콩비지	2008-재-122	김대영외2	경기도 포천시 이동면 노곡리 73-23	031-532-4494	사료화 시설	4	80	2008-04-21	2008-04-21	48
		태형기업㈜	2012-재-218	김재수	경기도 포천시 창수면 가양리 1-1	031-534-8027	파쇄・분쇄・탈피 시설	40	300	2012-10-04	2012-10-04	0
		태형물산㈜	2008-재-146	윤호중	경기도 포천시 창수면 가양리 61(33-1,33-2)	031-534-8027	파쇄・분쇄・탈피 시설	90	50	2008-04-30	2008-04-30	1,792
		통명석재㈜	2010-재-167	오봉규	경기도 포천시 신북면 계류리 604-16	031-534-5833	절단시설	33	500	2010-02-24	2010-02-24	1,400
		팔야수지	2010-재-170	박수길	경기도 포천시 내촌면 신팔리 262-2	031-531-4860	용융・용해시설	21	300	2010-04-16	2010-04-16	0
		포천바이오에너지㈜	2013-재-224	대표이사	경기도 포천시 영중면 영송리 712-1.-3.711-6	031-531-0751	퇴비화 시설	90	1,000	2013-03-21	2013-03-21	0
		풍원엔프라	2004-재-40	김영진	경기도 포천시 내촌면 음현리 447-4		파쇄・분쇄・탈피 시설	4	100	2004-11-11	2004-11-11	0
		하동산업	1997-재-51	이정순	경기도 포천시 가산면 금현리 929-2	031-544-7306	파쇄・분쇄・탈피 시설	5	120	1997-07-12	1997-07-12	1,943
		한강자원	2010-재-177	한서연	경기도 포천시 가산면 방축리 105외 1필지		용융・용해시설	3	100	2010-08-06	2010-08-06	0
		한국산업	2010-재-182	김유용	경기도 포천시 신북면 신평리 264-17		용융・용해시설	10	50	2010-12-02	2010-12-02	0
		한성개발	2013-재-227	이진복	경기도 포천시 창수면 주원리 36-3		연료화시설	120	200	2013-05-21	2013-05-21	43
		한영화학	2008-재-148	이태진	경기도 포천시 신북면 신평리 461-4		파쇄・분쇄・탈피 시설	4	100	2009-09-16	2009-09-16	0
		현일수지	2010-재-181	이윤순	경기도 포천시 내촌면 음현리 137-4		파쇄・분쇄・탈피 시설	6	200	2010-11-11	2010-11-11	2,125
		협성 SP	2001-재-24	박용철,박용해	경기도 포천시 가산면 정교리 80-15	031-542-7030	파쇄・분쇄・탈피 시설	2	40	2001-04-27	2001-04-27	92
		형제수지	2005-재-61	오삼남	경기도 포천시 가산면 금현리 270		파쇄・분쇄・탈피 시설	2	67	2005-07-26	2005-07-26	461
		흥성케미칼	2010-재-174	김복순	경기도 포천시 신북면 신평리 400		용융・용해시설	3	120	2010-06-10	2010-06-10	210
		도울환경	06-02	류제익	경기도 포천시 창수면 옥수로262번길 137-34	031-858-2115	파쇄・분쇄	60	130	2006-06-13	2006-06-13	0
	연천군	㈜송실	1997-2	김명규	전곡읍 간파리 147	832-7301	유수분리시설	80	300	1997-04-07	1997-04-07	6,757
		㈜대경오앤티 전곡지점	1997-3	김창윤	전곡읍 간파리 337-1	832-1444	유수분리시설	120	550	1997-04-07	1997-04-07	13,481
		(주)성보산업	1998-3	박재용	신서면 대광리 775-2	834-9871	건조시설	6	500	1998-06-08	1998-06-08	182
		하영산업	1999-1	김춘미	전곡읍 양원리 532-1	833-2214	유수분리시설	40	200	1999-01-07	1999-01-07	10,875
		제성화학공업㈜	2000-1	성하천	전곡읍 양원리 22-1	832-9168	건조시설	10	150	2000-05-25	2000-05-25	406
		㈜청산이엔씨	2000-3	강한수	청산면 대전리 142	832-1010	퇴비화	60	350	2000-08-24	2000-08-24	23,328
		신원기업	2008-2	안종현	왕징면 북삼리 510	833-0405	파쇄・분쇄 및 건조시설	70	150	2008-02-28	2008-04-21	16,544
		㈜화성파이프산업	1996-1	장세진	전곡읍 간파리 364	832-9413	용융 ・압출・성형	30	200	1996-06-05	1996-06-05	973
	가평군	㈜에코누리	2007 - 4	최선희	상면 봉수로 40-49	585-9023	사료화시설	40		2012-02-10	2013-04-01	4,113
강원	소계	70 업체						66,130	2,669,468			3,371,819

구 분		업체명	등록·관리번호	대표자	소재지	전화번호	시설명	처리능력 (톤/일)	설치비 (백만원)	허가(승인)일 (년.월.일)	사용시작일 (년.월.일)	2013년 처리량(톤)
시도	시군구											
강원	춘천시	㈜네오유엠시	2012-01	구병회	남산면 보매기길 86	033-244-9745	파쇄분쇄시설	20	100	2012-06-28	2012-06-28	957
		청명산업	2012-05	김영숙	동면 소양강로 242	033-256-4427	파쇄분쇄시설	40	370	2012-05-10	2012-05-10	3,698
		남영타이어	2013-04	남정호	동면 장학길 25		절단시설	3	3	2013-07-18	2013-07-18	53
		신원기업(주)	2013-05	전경수	남산면 소주고개로 388	033-261-6599	파쇄분쇄시설	40	173	2013-07-22	2013-07-22	8,739
		동광산업	2013-07	변명식	동면 하일길 151-1	033-251-8707	파쇄분쇄시설	7	45	2013-07-31	2013-07-31	1,123
		(주)녹색산업	2013-08	이호문	동산면 종자리로 570	033-262-2380	파쇄분쇄시설	1,200	250	2013-08-02	2013-08-02	76,507
	원주시	청수화학	1994-5	권용준	문막읍 건등리 851-2	734-0490	분쇄시설	912	200	1994-05-31	1994-05-31	402
		대현상사	2000-1	이평근	우산동 390	731-6060	건조시설	912	200	2000-01-18	2000-01-18	760
		진우산업	2001-5	안경욱	소초면 평장리 39,140-1 소초면 치악로 2910-16	732-0375	분쇄	108	500	2001-09-03	2001-09-03	3,532
		(자)금강개발	2002-6	손치배	지정면 보통리 151-5	747-2680	파쇄	45	500	2002-06-15	2002-06-15	8,196
		상호수지주식회사	2002-7	황문기	문막읍 동화리 140-3	735-8188	분쇄·용융·탈수·절단·배합	24	3,500	2002-11-29	2002-11-29	7,870
		KCC문막공장	2003-3	정몽진, 정몽익	문막읍 반계리 2239	749-4500	분쇄	4	400	2003-09-27	2003-09-27	587
		㈜태성	2004-7	김호경	판부면서곡리 638-10	762-2840	파쇄	24	500	2004-11-02	2004-11-02	30
		유진농산	2004-8	최석만	문막읍 문막리 3-3		지렁이사육시설	2,190	40	2004-12-16	2004-12-16	2,118
		강원수지	2005-1	오세창	지정면 안창리 709-5	731-7891	분쇄·탈수·압출용융기·절단	12	2,000	2005-01-27	2005-01-27	3,113
		㈜대한환경산업	2005-15	임학동	호저면 작골길 22	731-8846	파쇄	95	500	2005-06-27	2005-06-27	410
		대승수지	2005-18	김근수	지정면 작압길 80-7	747-5574	용융·분쇄	1	200	2005-11-09	2005-11-09	239
		㈜국제환경	2005-20	이성창	신림면 신림리 638-8 용암리 663-9	762-9949	분쇄·탈수·건조·용융·압축	12	5,000	2005-11-16	2005-11-16	188
		비씨에이취㈜	2006-10	백승호	문막읍 반계리5-10	732-5383	용융·압축	10	20,000	2006-05-04	2006-05-04	3,000
		신원화학㈜	2006-13	박상래	우산동 405-13	742-6220	분쇄·용융	1	2,000	2006-11-27	2006-11-27	2
		방주산업	2008-4	남재우	우산동 533-8	745-5539	압출(감용)	0	2,000	2008-04-24	2008-04-24	45
		서진농산	2008-9	최옥순	문막읍 후용리 1577		지렁이사육시설	1,825	30	2008-12-03	2008-12-03	1,732
		㈜동양환경	2009-4	지군수	지정면 보통리 401-5	734-3450	압축·용융·분쇄·성형	21	1,000	2009-05-26	2009-05-26	6,687
		(주)원주엔지니어링	2009-7	최상섭	우산동 552	748-4089	건조·파쇄·분쇄·선별	240	600	2009-12-11	2009-12-11	0
		럭키동아칼라범퍼	2009-8	박석기	호저면 무장리 253-2	735-7111	건조	0	400	2009-12-29	2009-12-29	3
		㈜강원이피에스	2010-3	허수학	신림면 구학리 16-2	764-8899	분쇄·용융	1	600	2010-09-03	2010-09-03	6
		㈜에코라인	2011-2	황문기	문막읍 동화리 140-4	735-8188	분쇄·세척·탈수·용융	4,015	2,000	2011-09-29	2011-09-29	4,000
		㈜성창환경 원주지점	2011-4	박종팔	지정면 보통리 132-7	746-0993	파쇄·분쇄·성형	200	5,000	2007-05-18	2007-05-18	56,362

구 분		업체명	등록·관리번호	대표자	소재지	전화번호	시설명	처리능력 (톤/일)	설치비 (백만원)	허가(승인)일 (년.월.일)	사용시작일 (년.월.일)	2013년 처리량(톤)
시도	시군구											
강원	원주시	성광환경	2012-1	고광희	지정면 보통리 400-2	766-0038	용융·파쇄	1	400	2011-07-15	2011-07-15	72
		유진일농산	2012-2	최석만	문막읍 건등리 1601,1601-1,1063 문막읍 건등리 1601-1	735-4154	지렁이사육시설	2,920	30	2012-04-20	2012-04-20	2,750
		서진농산1	2012-3	최옥순	문막읍 후용리 1453		지렁이사육시설	19	110	2012-11-28	2012-11-28	5,266
		풍진농장	2013--2	양성진	부론면 손곡리 1209-3, 1209, 1209-1, 1209-2		지렁이사육시설	22	100	2013-05-29	2013-06-05	3,327
		원주종합수지㈜	2013--4	정화준	원주시 호저면 광학로 163		분쇄,압출	5	100	2013-09-02	2013-09-10	266
	강릉시	동구타이어유류 ㈜강릉지점	96-4	김덕수	강동면 아래장작골길 47-41 (모전리 216-1)	645-7000	기계적재활용	20	300	1996-07-29	1996-07-29	3,396
		현대특수사료㈜	17-1	김근수	강동면 임곡로 316-8 (모전리 15-2)	644-6611	생물학적재활용	50	2,000	1997-08-22	1997-08-22	13,374
		청화프라스틱공업㈜	00-24	김용국	주문진읍 공시내길 66 (교항리 521)	652-2816	기계적재활용	15	50	2001-10-13	2001-10-13	1,260
		유성산업	01-7	이순애	강동면 아래장작골길 106 (모전리 260-12)	645-1755	기계적재활용	200	100	2002-05-27	2002-05-27	1,260
		㈜우남케미컬	03-4	남철현	주문진읍 농공단지길 28-10 (교항리 1207-1)	661-3390	기계적재활용	1	30	2003-09-03	2003-09-03	23
		대명상사	05-29	정규봉	사천면 청송공원길 266-12 (석교리 659-2)	644-6349	기계적재활용	4	30	2005-12-07	2005-12-07	42
		㈜그린	08-25	진종구	강동면 율곡로 463 (산성우리 374-12)	642-1872	생물학적재활용	50	500	2008-11-14	2008-11-14	3,165
		강릉에프에이㈜	09-13	임일빈	강동면 임곡로 373 (모전리 2-3)	641-0071	화학적재활용	60	300	2009-06-09	2009-06-09	0
		㈜명일환경	09-1	오일환	사천면 지재길 52 (산대월리 525)	653-0001	기계적재활용	416	500	2009-12-23	2009-12-23	1,688
		㈜태건산업	11-11	민옥련	강변로534번길 12-6(입암동)	652-1119	기계적재활용	4	30	2011-07-25	2011-07-25	320
		라파즈한라시멘트㈜	02-2	대표 이사	옥계면 산계길 225	530-1461	시멘트소성로	20,300	1,200,000	2002-04-26	2002-04-26	376,691
	동해시	금영토건㈜	제2011-1호	박영식	송정동1054-1	033-522-5528	파쇄,분쇄	1,200	600	2011-06-02	2011-06-10	315,351
		쌍용양회㈜동해공장	제2012-3호	대표이사	삼화동200	033-520-1440	시멘트소성로	20,000	50,000	2012-04-06	2012-04-10	880,005
	삼척시	동양시멘트㈜삼척공장	12 06	대표이사	동양길 20	571-7000	탈수,건조	132	50	2012-09-05	2012-09-17	535,061
		그린바이오매스	12 02	대표이사	도계읍 늑구2길 18-101	541-1708	파쇄,분쇄,재활용	466	57	2012-11-05	2012-11-05	4,703
	홍천군	신우임산㈜	제2013-03호	이창로	홍천읍 원터길 19	434-4796	파쇄분쇄시설	24	70	2013-03-22	2013-03-22	459
		강원사료	제2013-05호	이경숙	홍천읍 영서로 1929	435-8728	사료화시설	34	30	2013-05-20	2013-05-20	14,094
		이수농산㈜	제2013-06호	김학수	동면 방량로 376-59	436-2322	퇴비화시설	60	1,000	2013-05-20	2013-05-20	1,796
		설봉바이젠	제2013-07호	남궁규	동면 방량로 344		사료화시설	20	50	2013-08-23	2013-08-23	1,100
		그린바이오영농조합법인	제2013-08호	하상준	서석면 장막길 103	433-7433	퇴비화시설	50	420	2013-08-23	2013-08-23	5,820
		용성바이오	제2013-10호	신재봉	홍천읍 영서로 1927	435-3727	사료화시설	10	80	2013-11-27	2013-11-27	0
	횡성군	(주)신성오앤에프	2011-0002	김효연	횡성읍 청용1길 33	343-8930	파쇄분쇄	20	40	2011-12-16	2012-01-10	1,848
	영월군	영월비료영농조합법인	제1998-01호	엄기만	서면 신천리	372-2808	퇴비화	10	450	1998-12-21	1998-12-28	219

구 분		업체명	등록·관리번호	대표자	소재지	전화번호	시설명	처리능력 (톤/일)	설치비 (백만원)	허가(승인)일 (년.월.일)	사용시작일 (년.월.일)	2013년 처리량(톤)
시도	시군구											
	영월군	현대시멘트㈜영월공장	제2012-02호	대표이사	한반도면 신천리 668	370-5606	시멘트소성로	4,000	700,000	2001-10-29	2001-10-30	512,724
		쌍용양회공업㈜영월공장	제2000-02호	대표이사	한반도면 쌍용리 700	370-8114	시멘트소성로	2,700	660,000	2001-12-28	2001-12-29	471,452
		(주)원파워 영월공장	제2003-07호	박종헌	남면 북쌍리 424	372-8383	파쇄분쇄	40	320	2007-02-15	2007-02-16	9,269
	정선군	디디아이네트워크㈜정선	2005-1	강수진	북평면 오대천로 1008	563-6533	목재파쇄기	80	1,200	2012-04-18	2012-04-18	3,105
	철원군	하나산업	제12-01호	임요셉	동송읍 상노리 633-22	070-4212-7680	용융시설	10	150	2012-04-25	2012-04-25	484
		대영영농조합법인	제12-02호	구성대	갈말읍 호국로 4552	033-452-6446	사료화시설	20	200	2012-10-23	2010-09-21	6,080
		이엠테크	제13-02호	한영순외1인	동송읍 상노로 189-35	033-455-1419	용융시설	18	300	2006-12-13	2007-06-04	1,792
		동광고무	제13-04호	이선구	동송읍 상노로 189-90	033-455-3337	절단시설	2	50	2006-03-22	2006-03-22	273
	양양군	㈜아주NBC	3	김희경	강현면 회룡리 144	031-212-6760	세정·건조	5	40	2011-03-31	2011-03-31	65
		벽상산업㈜	4	김태현	손양면 상촌로 160-1	033-673-4950	파쇄시설	640	500	2005-11-04	2005-11-04	1,389
		㈜동해산업아스콘프랜트	5	윤황열	강현면 용호리 158-4	033-672-0880	파쇄·선별·건조	468	1,000	2010-05-10	2010-05-10	207
		초원환경산업㈜	6	정연석	현남면 갓바위1길 120	033-671-4377	파쇄시설	51	100	2005-09-13	2005-09-13	678
		㈜씨크린	7	김순교	양양읍 포월 새말길 23-39	033-671-1881	용융시설	20	50	2000-10-17	2000-10-17	572
		진양산업	8	오윤식	양양읍 포월 새말길 23-44	033-672-2344	세척시설	0	20	2005-08-11	2005-08-11	14
충북	소계	200 업체						186,368	173,929			1,507,203
	청주시	금강수지공사	2006-2	박현순	흥덕구 현암동 265-5		용융압축, 절단시설	4	200	2006-07-24	2006-07-24	0
		구덕화학	2000-1	송충섭	흥덕구 송절동 560-13	262-9789	압축,성형,절단	14	300	1993-02-05	1993-02-05	0
		삼덕사	2000-5	오세옥	흥덕구 비하동 448	231-7127	절단시설	10	10	1999-12-11	1999-12-11	1,459
		승희범퍼	2000-12	이상묵	흥덕구 신봉동 24-4	274-7233	반응시설	12	15	2000-04-03	2000-04-03	10
		그린범퍼	2003-1	이상윤	흥덕구 복대동 100-5	264-3566	반응시설	3	15	2003-03-28	2003-03-28	324
		(주)대산	2003-2	전인기	흥덕구 송정동 66-33	267-1350	분쇄,절단,건조,압축	4	75	2003-09-27	2003-09-27	282
		성보산업	2005-3	함봉진	흥덕구 송정동 150 LG화학내	261-7947	분쇄시설	8	100	2005-04-22	2005-04-22	850
		인듐코퍼레이션코리아(유)	2009-1	그레고리 피에버스	흥덕구 송정동 248-6	271-9823	반응시설	1	600	2009-02-12	2009-02-12	186
		만능종합상사	2000-6	홍지만	흥덕구 송정동 140-15	279-8909	분쇄기	2	10	1999-12-31	1999-12-31	585
		㈜랜코	2011-5	강우규	흥덕구 송정동 27-1	274-7471	반응시설	1	150	2011-12-16	2011-12-16	0
		토브㈜	2012-3	심기섭	흥덕구 송정동 66-29	264-4743	절단시설	5	100	2012-03-29	2012-03-29	255
	충주시	한국아사히프리텍㈜	2010-1호	곤도쿠니아키	충청북도 충주시 용탄동 충주산단3로 73	043-723-2534	건조,용융,정제	22	4,500	2011-01-17	2011-01-17	14
		(주)에스제이	2011-12-01호	박현철	충청북도 충주시 주덕읍 주덕농공길 63	043-851-2917	파쇄분쇄,용융,압축	45	2,700	2011-12-08	2011-12-08	7,911

구 분		업체명	등록·관리번호	대표자	소재지	전화번호	시설명	처리능력 (톤/일)	설치비 (백만원)	허가(승인)일 (년.월.일)	사용시작일 (년.월.일)	2013년 처리량(톤)
시도	시군구											
충북	충주시	송강종합에너지㈜	2006-00012호	동용만	충청북도 충주시 산척면 송강리 1683-5	043-846-2337	파쇄,분쇄	20	300	2006-12-29	2006-12-29	0
		㈜현성ENT	2004-4호	홍순익	충청북도 충주시 가주농공1길 16(풍동)	043-856-0300	용융시설,파쇄분쇄시설 압축시설,그외재활용시설	41	2,500	2012-02-16	2012-02-16	9,828
		㈜세정수지	201200006호	김혜숙	충청북도 충주시 주덕읍 창전리 145		파쇄분쇄,탈수,건조 압축,압출,성형,주소	20	450	2012-12-27	2012-12-27	0
		㈜신영	201200009호	박좌기	충청북도 충주시 앙성면 남한강변길 31	043-852-6653	소각시설	5	100	2012-06-27	2012-06-27	7
		온누리환경㈜	201200012호	최동열	충청북도 충주시 대소원면 대소리 94-1	043-855-8596	파쇄분쇄 압축,압출,성형,주조	3	55	2012-12-03	2012-12-03	7
		지앤에스㈜	201200013호	하재욱	충청북도 충주시 신니면 덕고개로 464-11	043-856-1648	정제시설	2	150	2012-10-19	2012-10-19	0
		(주)그린환경	2013-00008	김혜숙	충청북도 충주시 벌터4길 29 (봉방동)	043-846-1515	음식물류 폐기물	90	1,700	2013-07-26	2013-07-26	13,418
	제천시	아세아시멘트㈜	제2000-2호	대표이사	제천시 송학면 입석리 289	043-649-5453	파쇄/분쇄	177,200	12,119	2006-12-08	1996-05-31	381,866
		㈜밀리션	50	엄경식	제천시 송학면 시곡리 895-6	043-644-7150	파쇄,용융	90	910	2006-09-27	2006-09-27	28,900
		자연환경㈜	23	이규호	제천시 고암동 145-4	043-644-4110	파쇄,용융	80	500	2009-03-31	2009-03-31	15,200
		(유)관동녹화	제2012-11호	윤여모	제천시 송학면 송학산로1길 43			60	1,900	2012-10-24	2013-02-13	15,080
	청원군	광명산업	남이1	정재선	남이 척산 38-1	269-2466	분쇄기30HP*1,40HP*1 성형기60HP*1,30HP*1(3000)	27	2,000	1994-04-24	1994-04-24	8,800
		중부아이앤알	북이02	임덕현	북이 석화 74	213-5185	성형기,절단기(400)	22	2,500	1995-02-22	1995-02-22	7,106
		호정기업	강내03	박형준	강내 태성 121	233-0333	분쇄기(습식): 100HP x 1 성형기(용융): 200HP x 1	18	1,300	1995-09-05	1995-09-05	5,960
		충무바이오㈜	옥산01	윤창진	옥산 환희 309-4		발효시설	6	600	1997-11-05	1997-11-05	2,000
		케이피엘	오창04	장용식	오창 성산 408		분쇄기50HP*1 성형기50HP*1	33	400	1998-04-02	1998-04-02	11,160
		㈜푸른환경재활용공사	5	김낙수	옥산 환희 212	260-9928	건조시설:32.4㎥/2, 51.9㎥/1파쇄시설:100HP/1 탈수시설 : 75HP/1, 50HP/1	110	3,500	1998-04-15	1998-04-15	36,800
		㈜광진환경	가덕04	김영숙	가덕 행정 10	297-3066	수집운반차량2대 굴삭기1대,파쇄기1대	10	600	1999-02-27	1999-02-27	3,150
		태동산업	북이08	김순옥	북이 대율 374-4	211-6750	분쇄기:50HP, 수집운반차:1	6	450	1999-04-09	1999-04-09	2,013
		㈜중부환경	옥산04	김기하	옥산 환희 33-1	260-2202	파쇄시설:1, 로우더:1 수집운반차량:1	65	1,500	1999-05-07	1999-05-07	22,650
		㈜아스텐건설공사	북이09	김홍규	북이 옥수 148-20	212-5274	슈퍼아스텐쿡086 4톤5 043 2톤1, 301 7톤1	4	700	1999-10-28	1999-10-28	1,280
		(주)대일기업	강내09	김용겸	강내 황탄 42-3	(232-6476)	분쇄시설 100HP/1(3.5톤/h), 50HP/1(2.5톤/h), 30HP/1(2.0톤/h), 20HP/1(0.5톤/h), 30HP/1(0.5톤/h), 75HP/1(2.5톤/h) 용융시설 150HP/1(2.0톤/h), (100HP+50HP), 200HP/1(2.0톤/h)절단시설 37.5HP/1(10톤/h)압축시설 10HP/2(10톤/h)	12	300	2000-01-11	2000-01-11	3,990
		삼성목재포장	북이15	김학성	북이 내추 121-21	213-8839	정화기 0.5HP 분리기	3	150	2000-04-01	2000-04-01	1,015
		㈜옥산기술	남이05	곽명철	남이 구미 37-1외4필지	232-0378	절단기20HP,분쇄기50HP*1,75HP*1,100HP*1	7	100	2000-07-29	2000-07-29	2,360
		㈜유니온1	가덕06	강병호	가덕 삼항 112	292-0141	분쇄기59HP, 분쇄기196HP	8	150	2000-08-18	2000-08-18	2,660
		거성수지	가덕07	김만숙	가덕 청룡 340-4		분쇄시설30HP1대 성형시설150HP 1대,100HP 1대,75HP 1대	6	260	2000-10-02	2000-10-02	1,960
		(주)충북자원재생산업	북이18	이종희	북이 용계 602	213-8839	분쇄기 300HP,분쇄기 60HP 선별 7.5HP	3	170	2000-10-26	2000-10-26	991
		봉화금속	13	박태경	북이 현암 375	213-3132(3)	파쇄시설2HP/1,분쇄시설5HP/1정제시설2식,세척시설1식 용융시설 0.1㎥(20HP/2), 0.05㎥(0.65HP/1)	11	550	2000-12-16	2000-12-16	3,670

구 분		업체명	등록·관리번호	대표자	소재지	전화번호	시설명	처리능력 (톤/일)	설치비 (백만원)	허가(승인)일 (년.월.일)	사용시작일 (년.월.일)	2013년 처리량(톤)
시도	시군구											
충북	청원군	두제산업개발㈜1	남이06	이배식	남이 사동 105-1	269-3885	100톤/시간	100	1,500	2000-12-20	2000-12-20	14,252
		청호캐미칼	강외7	강성희	강외 쌍청 437		절단시설15HP*1, 분쇄시설50HP*1 용융시설100HP*1	6	300	2001-03-09	2001-03-09	1,678
		일월케미칼	북이19	손장성	북이 내추 108	217-0690		14	670	2001-06-01	2001-06-01	4,710
		㈜한빛그린환경	15	장만천	오창 성산 431-4	212-2288 FAX	분쇄시설50HP*1,계량시설50톤/회*1 보관시설580㎡1식,용융시설 4.5톤/시간) 압축시설(8톤/시간)분쇄시설 200Hp/1,150Hp/1, 압축시설 30hp/1	65	4,000	2001-07-02	2001-07-02	0
		신광에스알피㈜오창제3공장	오창12	김미구	오창 성산 72	217-3314	분쇄기240HP(120HP+120HP)x1 용융시설(376.2㎡)75HPx4 정제시설17.28㎡x4 유수분리시설 2.16㎡x2, 5.18㎡x2	24	1,650	2001-08-24	2001-08-24	7,966
		새얼실업	문의01	유종성	문의 남계 562	297-6021	보관시설128㎡*1	18	1,330	2002-01-25	2002-01-25	0
		상현캐미칼	미원02	하상우	미원 쌍이 12		분쇄시설75HP*1, 30HP*1 용융시설75HP*1	7	900	2002-05-15	2002-05-15	2,105
		알앤비텍㈜	낭성04	신동수	낭성 문박 183-1	222-5420	굴삭기0.2㎥1대,트랙터 100Hp×1대,선별기4HP1대 보관창고150㎡×1, 2,020㎡×1 분쇄시설 130Hp×1대, 475Hp×1대	10	560	2002-05-20	2002-05-20	2,038
		(주)경진 플라스틱	미원03	이경수	미원 중리 22-3	296-5275	분쇄시설 100Hp/1, 파쇄시설 100Hp/1, 용융기 175(125+50)Hp/1, 용융기 200(125+75)Hp/1, 용융기 75Hp/1, 절단기 10Hp/1, 탈수시설 75Hp/1	24	1,730	2002-07-24	2002-07-24	8,015
		우성환경	옥산13	최용식	옥산 환희 321-1		절단시설10HP/1 용융시설 100HP/1, 60HP/1, 65HP/1 분쇄시설 65HP/1, 100HP/1,탈수시설 20HP/1	19	1,305	2002-11-19	2002-11-19	6,330
		㈜그린환경산업	20	손회원	옥산 국사 133-1번지외3필지	260-5377	· 파쇄시설 250HPx1EA(처리능력 6ton/hr) · 분쇄시설 350(175+175)HPx1EA(처리능력 6ton/hr) · 분쇄시설 400HPx1EA(처리능력 6ton/hr) · 용융시설 300HPx2EA(처리능력 각 3ton/hr)	63	1,850	2003-01-24	2003-01-24	21,100
		㈜유엔아이	북이28	이종면	북이 용계 313	213-3188	분쇄시설20HP*1	3	905	2003-02-28	2003-02-28	1,015
		(주)인선리싸이클	북이29	신효섭	북이 광암 35번지		·연마시설 7.5hp ·가황시설 1.66㎡/1, 1.3㎡/1, 1㎡/1, 0.4㎡*2 ·탈피시설 3hp/2,·용해조시설 7.5㎡/1식,	20	2,500	2003-04-18	2003-04-18	6,550
		해성산업	북이30	손병환	북이 대길 25	218-0327,	압축시설 20HP/1분쇄시설 50HP/1 용융시설 200HP/1, 300HP/1,절단시설 30HP/1	33	1,800	2003-05-29	2003-05-29	11,005
		보양퇴비	옥산14	김홍영	옥산면 국사리 69-2	260-2348	사료화.퇴비화시설	100	3,000	2003-06-04	2003-06-04	32,650
		㈜신영케미칼	강내15	한상준	강내면 다락리 86-2	236-9317	파쇄시설100HP/1, 용융시설750HP/1 탈수시설 20HP/1, 건조시설 30HP(3.9㎡)/1	21	1,850	2003-06-10	2003-06-10	6,880
		한국수지산업	북이31	유천준	북이 내둔 207번지		분쇄시설125HP/1 용융시설50HP/1,75HP/1	15	1,000	2003-06-25	2003-06-25	5,113
		㈜중부케미칼	북이32	유종욱	북이 신기 1번지	211-9470,	분쇄 50HP/2,용융 100HP/2,50Hp/2,절단 15HP/1	33	1,700	2003-07-28	2003-07-28	10,965
		고려산업㈜	북이34	김용진	북이 추학 2-6	211-8683,211-7683	분쇄시설 75HP/1,40HP/2,30HP/1 용융시설 150HP/2,절단시설 15HP/1 건조시설 30HP/1	26	1,500	2003-12-19	2003-12-19	8,770
		㈜청명	21	김응교	북이 광암 78-1외2	214-2196	처리능력:70톤/일 분쇄시설30HP/1, 건조시설 25.8㎡/1 선별분쇄시설 50Hp/1,탈수시설 15HP/1 계량시설 50톤/회/1, 보관시설 100톤(100㎡)/1	70	3,800	2004-04-01	2004-04-01	25,130
		(주)고경산업	북이37	이정구	북이 금암 277		분쇄시설	10	800	2004-10-05	2004-10-05	3,228
		㈜지앤피	오창21	육현석	오창 성산 27-6		분쇄기 75HP/1, 75HP/1(습식),분쇄기(습식) 50HP/1 세척기 2.8㎡/1,2.3㎡/1,2.25㎡/1 탈수시설(원심분리)20HP/1	9	1,300	2005-04-12	2005-04-12	3,010
		태영환경	가덕13	김동수	가덕 금거리 109-1		분쇄시설 30HP*1, 75HP*1 용융시설100HP*1, 300HP*1	14	1,100	2005-06-15	2005-06-15	4,710
		동남종합상사	가덕14	서숙자	가덕 상야 7-1		혼합시설 1.57m3	15	2,000	2005-07-07	2005-07-07	4,885

구 분		업체명	등록·관리번호	대표자	소재지	전화번호	시설명	처리능력 (톤/일)	설치비 (백만원)	허가(승인)일 (년.월.일)	사용시작일 (년.월.일)	2013년 처리량(톤)
시도	시군구											
충북	청원군	태산알이씨	미원05	장태산	미원 구방 266	225-9209	운반차량 1대	2	450	2005-07-18	2005-07-18	715
		수남환경개발	오창24	최병섭	오창 성재 69-1,3		용융시설 170HP/1, 분쇄시설20HP/1 절단시설30,10,7.5HP/1	6	600	2005-12-26	2005-12-26	2,005
		㈜유니온	26	강병호	가덕 삼항 112	292-0141	탈수시설 40HP/1, 건조시설 20.2㎥/1 반응시설 25㎥/2	19	2,200	2005-12-29	2005-12-29	6,330
		㈜전주페이퍼	강외9	한인수	오송 호계 60-1	249-3300	소각시설370톤/일,파쇄시설(습식) 150HP/2 파쇄시설(습식) 334HP/1	370	13,500	2006-01-12	2006-01-12	148,800
		미래산업	오창26	김석동	오창 성재 69-1	211-5508	분쇄시설 50hp/1, 용융시설75Hp/1	16	2,200	2006-04-25	2006-04-25	5,330
		(주)청원우드	가덕15	이춘자	가덕 청용 산72-1	298-2400	분쇄시설 482HP 절단시설 5Hp*1,1Hp*1	3	600	2006-09-05	2006-09-05	780
		㈜원성이피에스	미원07	박인수	미원 중리 24-1	297-9941		10	1,500	2006-10-12	2006-10-12	3,160
		(주)태창리텍	29	이철민	옥산 국사리 220	260-9925	소각시설(열분해): 180Kg/Hr/1식 분쇄시설 60Hp/1,탈피시설 5Hp/1,압축시설 10Hp/1, 선별시설 1HP/1, 대기환경기사 정상호	2	700	2006-10-31	2006-10-31	0
		대경범퍼	남이10	서기원	남이 갈원 108-2		도장시설, 운반차량	2	500	2006-10-31	2006-10-31	0
		(주)가산기업	북이41	김도윤	북이 옥수 517-1	212-4936	분쇄시설 50HP/2 분쇄시설 20HP/1	15	600	2007-01-05	2007-01-05	4,659
		㈜일양테크	옥산21	신택선	옥산 국사 487-1		용융 90HP/1,120HP/1,150HP/1,180HP/1	5	800	2007-02-26	2007-02-26	0
		㈜신흥케미칼	오창30	박재현	오창 화산(華山)379-2		분쇄시설 50hp/3, 용융시설75Hp/1 절단기 20HP/1	3	400	2007-05-22	2007-05-22	963
		현대목재	북이42	유재관	북이 대율 69		절단기 3식	2	200	2007-09-11	2007-09-11	136
		럭키소재	내수14	신문수	내수 학평 208		분쇄시설 50HP/2	8	500	2007-09-18	2007-09-18	1,532
		깨끗한나라㈜	강내27	이기주	강내 황탄 258	230-7324	소각시설 3.75톤/시간	65	500	2007-10-12	2007-10-12	23,584
		오창수지	오창31	김병선	오창 후기281-1,282-1,282-2,282-3 (217-2283)		분쇄시설30hp/1, 40hp/1, 60hp/2	66	3,000	2007-11-06	2007-11-06	23,510
		㈜현진테크	남이11	박규용	남이 척산 651	260-3551	가황시설	5	900	2007-11-22	2007-11-22	1,770
		㈜강림이엔알	내수15	정재창	내수 학평 246,246-19,246-20,246-29, 249-18,249-24	216-0532	분쇄시설 250HP/1, 400HP/2, 300HP/1, 334HP/1 선별시설 3HP/8, 7.5HP/4, 2HP/4, 10HP/1	150	2,500	2008-11-06	2008-11-06	50,944
		㈜신영	31	김지응	오창 성재567-1	215-9229	습식분쇄시설 320톤/일(400Hp/1,300Hp/2) 선별시설 10HP/1	320	9,500	2009-01-05	2009-01-05	110,300
		㈜대유	북이46	대표이사	북이 토성 8-2 광암89-1	237-9595	분쇄시설(1.5톤/hr*1) 용융시설(1.0톤/hr*1), 절단시설(1.0톤/hr*1)	38	2,000	2009-05-13	2009-05-13	13,100
		㈜에이프러스텍	오창33	박해영	오창 가좌202	213-7889	압축기 10HP/1, 성형기 300HP/1×3, 75HP/1 분쇄기 150HP/1,75HP/1,100HP/1,120HP/1 절단기 30HP/1	26	1,600	2009-08-11	2009-08-11	7,860
		OK칼라매치범퍼	오창34	장상현	오창 괴정482	043-211-8277	도장시설	2	600	2010-01-26	2010-01-26	657
		두제산업개발㈜	32	이배식	남이 사동 100	269-3885	- RPF:분쇄시설 300HP/1대 (5톤/hr) · 압축·성형(용융)시설 220HP/1대(8톤/hr) · 압축·성형(휠다이스형)시설 300HP/1대(2.5톤/hr) - WCF:파쇄시설(습식) 428HP/1대(30톤/hr) · 분쇄시설(습식) 30HP/1대(30톤/hr) - 중간가공폐기물:분쇄시설 300HP/1대(5톤/hr)	68	4,400	2010-05-13	2010-05-13	23,300
		미원축산영농조합법인	미원10	이종범	미원 기암145-1	043-221-7112	사료화시설 1식	3	1,000	2010-06-23	2010-06-23	930
		㈜한국티알에스	남이12	유진호	남이 석실 434-3, 435-4		절단시설 10HP*2, 용융시설 150HP*1	25	1,000	2010-08-20	2010-08-20	8,239

구 분		업체명	등록·관리번호	대표자	소재지	전화번호	시설명	처리능력 (톤/일)	설치비 (백만원)	허가(승인)일 (년.월.일)	사용시작일 (년.월.일)	2013년 처리량(톤)
시도	시군구											
충북	청원군	㈜디에스이에스	오창35	김명대	오창 성산리 250-2	043-263-5961	분쇄시설50HP/1,7.30HP/1,5HP/2 용융시설 210HP/1,60HP/1,75HP/1 절단시설 7.5HP/2,5HP/1	1	900	2010-09-10	2010-09-10	305
		우진환경개발㈜	34	이강우	북이 금암434-1	211-1837	분쇄시설(습식) : 64톤/일 (300마력/ 1대) 계량시설 : 기존시설 이용	64	6,500	2010-12-24	2010-12-24	23,150
		삼덕플라텍	강내31	이광기, 이무선	강내 산단 234-1외1	238-0882	절단시설 30HP/1, 압축시설 50HP/1 용융시설 200HP/1, 300HP/1 분쇄시설 200HP/1, 250HP/1	1	900	2011-03-30	2011-03-30	305
		㈜코리원테크	북이49	박은숙	북이 용계 599-7	211-3771	분쇄시설 30HP/1	0	500	2011-07-21	2011-07-21	166
		㈜청그린	재활107	이기중	옥산 수락 184-1,8	238-2578	·분쇄기420HP x 1EA ·분쇄기300HP x 1EA(예비) ·분쇄기120HP x 1EA·용융기 300HP(3t/h) x 2EA ·용융기 314HP(214+100) x 1EA	3	700	2011-12-06	2011-12-06	1,015
		(주)뉴우리산업	재활109	홍건표	북이 대율 21		분쇄시설 75HP x 1 용융시설 100HP x 1	4	2,200	2012-03-26	2012-03-26	1,365
		영남기업	재활108	구자원	강내 황탄 247번지외 5필지	231-6991	분쇄시설 75HP x 1 용융시설 100HP x 1	2	1,750	2012-03-29	2012-03-29	675
		㈜씨앤디옵틱스	재활110	김영균	오창 용두리 152-1		분쇄시설 20HP x 1	1	1,500	2012-05-17	2012-05-17	281
		만물상사	남이13	이화종	남이 갈원 9		분쇄시설 75Hp/1, 보관시설 7.05㎥ 일처리량:0.32톤/일	0	50	2012-07-13	2012-07-13	106
		㈜평전리싸이클	미원11	김미숙	미원 운암 556-3	256-2076	분쇄시설 75HP/1 용융시설 150HP/1, 100HP/1	31	3,000	2013/03/28/	2013-03-28	10,458
	보은군	태용㈜	1997-1	강대운	보은읍 금굴4길 23-12	544-1133	기계적재활용시설	40	300	1997-04-09	1997-04-09	2,000
		아스폴리머	2010-1	신상오	삼승면 남부로 3860	544-6870	기계적재활용시설	20	100	2010-03-31	2010-03-31	1,000
		사나래영농조합법인	2013-1	안우찬	수한면 장선소계로 227-17		생물학적재활용시설	42	300	2013-03-29	2013-03-29	1,000
	옥천군	㈜대호	제1996-4호 (1996.12.24)	신순옥	충북 옥천군 청산면 의지길 72	731-5259	분쇄시설	116	60	2002-11-25	2002-12-30	186
		㈜신아이앤아이	제2009-3호	이해공	충북 옥천군 청산면 인정길 96	732-8070	고온용융시설	18	20	2008-09-23	2009-11-10	306
		㈜신아이앤아이	제2009-3호	이해공	충북 옥천군 청산면 인정길 96	732-8070	분쇄시설	18	20	2008-09-24	2009-11-10	306
		(주)풍림옥천지점	제2000-4호	김병규	충북 옥천군 옥천읍 매화리 55-4	731-5397	분쇄시설	20	20	1997-01-13	1997-01-14	625
		신조광타이어㈜	제2013-4호	박세범	충북 옥천군 옥천읍 장야리 230-1	731-4801	절단시설	4	5	2013-08-01	2013-08-21	6,525
	증평군	피엠화학	2003-3	민병기	증평군 증평읍 초평로 1580-8	(043)836-3446	파쇄	10	10	2013-07-16	2013-07-16	1,284
		㈜피엠	2006-1	민병기	증평군 도안면 행갈길 92	(043)836-3605	파쇄	13	10	2013-07-23	2013-07-23	0
		칠성환경산업㈜	2013-1	조민건	증평군 증평읍 광장로 229-1	(043)838-9411	용융	8	5	2013-05-07	2013-05-21	276
	진천군	미래폴라텍㈜	12	강병환	덕산면 기전리 485-4	537-5550	분쇄, 용융	35	250	2003-08-26	2003-08-26	154
		㈜프리텍	32	정영철	초평면 오갈리 86	532-8191	분쇄, 압축	190	260	2006-03-22	2006-03-22	2,522
		㈜오성아이케이	2010-01	김진옥	이월면 장수로 381	043-537-2020	분쇄, 용융	55	250	2010-05-24	2010-05-24	3,899
		지엔비	2012-01	송명자	덕산면 석장리 332	070-7528-6688	분쇄, 용융	8	300	2012-01-12	2012-01-12	실적없음
		㈜대형케미칼산업	2012-05	김지숙	문백면 문덕리 454		절단,분쇄,용융	8	250	2012-04-23	2012-04-23	712
		㈜티에이치종합케미칼	2012-06	노연길	문백면 문덕리 455-1		분쇄,용융	8	300	2012-04-23	2012-04-23	1,830
		㈜에코코리아	2012-08	김병국	덕산면 용몽리 696	537-5550	압축,용융, 분쇄	105	1,000	2012-06-19	2012-06-19	19,304

구 분		업체명	등록·관리번호	대표자	소재지	전화번호	시설명	처리능력 (톤/일)	설치비 (백만원)	허가(승인)일 (년.월.일)	사용시작일 (년.월.일)	2013년 처리량(톤)
시도	시군구											
충북	진천군	안양산업	2013-04	이성희	문백면 태락리 526-4	532-2181	분쇄, 용융	20	200	2013-01-24	2013-01-24	실적없음
		폴코리아	2013-06	문상희	이월면 고등1길 83-31	532-1271	용융, 분쇄,절단	5	450	2013-04-04	2013-04-04	753
		㈜미소피알씨	2013-16	최현주	이월면 신척서길 27-21	043-536-9977	절단, 용융, 분쇄	10	200	2013-07-24	2013-07-24	673
		제이씨케미칼㈜	2013-19	김찬민	덕산면 석장로 56-25	043-536-0034	분쇄, 용융	12	300	2013-07-29	2013-07-29	1,566
		천지	2013-20	손수선	이월면 수평1길 152	043-532-3458	분쇄, 탈수	13	150	2013-07-29	2013-07-29	실적없음
		대종실업	2013-22	정종선	진천읍 건송길 43-62	043-534-5955	분쇄, 용융	6	120	2013-08-01	2013-08-01	실적없음
		㈜강원산업	2013-23	최병무	문백면 농다리로 1130-7	043-534-5937	분쇄, 용융	15	200	2013-08-02	2013-08-02	2,305
		전진메탈(주)	2013-25	우경희	이월면 산삼로 199-15	043-534-8550	분쇄, 용융	12	160	2013-08-05	2013-08-05	실적없음
		대명산업	2013-28	장세산	덕산면 석장1길 28	043-536-7006	용융	4	250	2013-09-28	2013-09-28	실적없음
		㈜대창	2013-33	송영국	덕산면 옥동2길 43-7	043-536-3131	분쇄, 건조	18	300	2013-09-24	2013-09-24	445
		대성산업	2013-39	최준호	덕산면 귀농1길 121-46	043-537-7501	분쇄, 용융	8	150	2013-12-06	2013-12-06	실적없음
	괴산군	서우산업	14	김태종,이영자	문광면 송평리 112 1	043-834-0061	파쇄,분쇄,정제,탈수시설	41	22	2003-07-02	2003-12-12	0
		아세아환경㈜	20	김태진	청안면 금신리 79	043-836-6251	분쇄,용융시설	10	150	2006-08-01	2008-07-10	0
		㈜대원농산(사료)	2013-11	이근섭	청안면 금신리 53	043-838-9970	분쇄,건조시설	200	150	2004-07-20	2004-08-10	37,219
		㈜대원농산(비료)	2013-12	이근섭	청안면 금신리 53	043-838-9970	분쇄시설	80	150	2010-06-04	2011-07-28	15,952
		㈜대원농산(폐목재)	25	이근섭	청안면 금신리 53	043-838-9970	분쇄시설	42	150	2004-04-03	2004-08-10	158
		중부산업자원	22	김낙중	괴산읍 검승리 94	043-833-0866	분쇄,용융시설	33	600	2003-08-06	2003-10-21	0
		㈜흙살림	2014-7	이태근	불정면 앵천리 528	043-833-8179	퇴비화시설	49	261	2010-07-20	2010-07-26	1,509
		한백R&G	2013-9	조영석	사리면 노송리 435	043-838-0874	퇴비화시설	6	700	2007-07-02	2007-07-11	19
		㈜풍림 괴산공장	21	전경옥	사리면 방축리 산16	043-836-6662	분쇄시설	45	150	2007-09-21	2008-09-12	40
		㈜SCI생명과학	2014-3	구동환	사리면 방축리 94	043-836-4064	반응시설	1	600	2007-07-02	2007-07-06	0
		농협흙사랑	2013-10	김창한	사리면 중흥리 234	043-836-8627	퇴비화시설	20	100	2001-03-07	2001-03-24	6,009
		한일수지	1	서정호	청안면 금신리 132	043-836-1240	파쇄,분쇄,절단,용융,탈수시설	40	100	1995-01-10	1997-10-17	
		한국자원	2013-6	서미정	청안면 금신리 112	043-836-6263	분쇄,성형시설	4	15	2009-08-31	2009-09-11	0
		㈜우중테크	2013-3	선환용	청안면 부흥리 447	043-834-9797	분쇄,용융시설	10	150	2008-03-05	2008-03-18	0
		오씨씨㈜	2014-1	최문영	청안면 청용리 148	043-836-5388	분쇄,용융시설	44	120	2004-09-24	2004-10-18	143
		㈜부양	2013-8	정해광	청안면 효근리 653	043-836-6340	분쇄시설	6	500	2006-06-09	2006-06-07	872
		㈜청호산업	22	김유미	사리면 사리로방축골길 44-34	043-836-1448	분쇄,용융시설	3	12	2007-06-05	2007-06-05	3

구 분		업체명	등록·관리번호	대표자	소재지	전화번호	시설명	처리능력 (톤/일)	설치비 (백만원)	허가(승인)일 (년.월.일)	사용시작일 (년.월.일)	2013년 처리량(톤)
시도	시군구											
충북	음성군	㈜우진환경	5	김문태	음성 소여 454	872-4460	퇴비화시설	16	121	1994-05-06	1994-05-06	1,683
		㈜성현케미칼	제2002-12호	이준석	금왕 유포 509	877-7808		13	800	2002-04-29	2002-04-29	0
		상하수도사업소	제2007-02호	음성군수	금왕 각회 352	883-2018	부숙시설	5	200	2007-03-05	2007-03-05	0
		(주)유진산업	제2013-26호	이재원	금왕 구계 307-2	878-8570	용융시설	5	200	1995-10-27	1995-10-27	1,514
		삼일산업	106	김용규	금왕 오선 408-1	882-3166	분쇄,용융시설	5	200	1999-12-24	1999-12-24	924
		다양산업㈜	제2002-02호	안원택	금왕 행제 355	881-4101	분쇄	10	300	2002-01-12	2002-01-12	2,527
		㈜엠케이생명과학	제2012-11호	신영근	금왕 행제 109		분쇄,발효,건조	4	200	2012-04-02	2012-04-02	1,878
		㈜성광산업		김영옥	금왕 사창 406	877-1332	타,개면시설	0	400	2001-06-07	2001-06-07	0
		㈜삼흥금속	22	손상수	금왕 사창 383-2	883-0020	반응,탈수시설	12	120	2000-08-29	2000-08-29	0
		㈜재현	제2003-03호	오형택	금왕 사창 387-1	877-5411	타,개면시설	1	15	2003-03-19	2003-03-19	0
		대진플라텍	제2007-02호	유장오	금왕 사창 245		분쇄,용융시설	5	200	2007-10-23	2007-10-23	658
		㈜세라에이치티	제2012-19호	김형기	금왕 금일로 479-60(사창 105-1)		분쇄시설	135	70	2011-08-08	2011-08-08	29,186
		대명플라텍		송준열	금왕 호산 400-1	878-1433	용융(해)시설, 정제시설	1	200	2001-06-19	2001-06-19	155
		㈜지씨제이비피	제2012-45호	허용준,곽태을	금왕 무극로 65번길26(내송 156-5)	879-2900	정제,반응	0	200	2004-11-24	2004-11-24	6
		삼원프라스틱	제2011-03호	문선식	소이 비산 636	872-5143	분쇄,탈수,용융	4	10	2011-03-11	2011-03-11	733
		스카이환경ENG	제2004-04호	김종윤	소이 비산 1002-1	872-8610	분쇄,용융시설	18	300	2004-08-13	2004-08-13	3,841
		㈜웨코	제2012-01호	정현철	원남 백마령길 161	872-8388	분쇄,용융시설	20	200	2001-07-07	2001-07-07	2,280
		정화환경산업㈜	제2011-04호	이병홍	원남 하노 272-1	872-4664	탈수,건조시설	24	40	2011-02-09	2011-02-09	2,756
		신해산업㈜	제1999-25호	오경석	맹동 대동로 96(마산 94-1)	877-4752	절단,분쇄시설	24	40	1994-06-04	1994-06-04	2,450
		㈜고려그린	제2011-6호	신영민	대소 미곡 산3-2	877-7890	퇴비화시설	50	47	1997-05-15	1997-05-15	21,133
		대원기업㈜	제2004-04호	김상완	대소 성본 649-11	882-3116	용해,분리시설	14	500	2004-08-11	2004-08-11	15
		상명그린산업	제2004-05호	김현주	대소 성본 649-13	877-9698	분쇄,용융,성형	15	200	2004-08-19	2004-08-19	1,390
		원창단미사료	제2000-11호	형우영	대소 대풍 484	535-1144	분쇄시설	11	70	2000-06-26	2000-06-26	3,474
		위드텍	제2012-18호	김위순	대소 대풍 167	881-3009	분쇄,성형시설	1	40	2001-10-25	2001-10-25	0
		영진아크릴	제2013-8호	김연기	대소 삼정 524-1	883-6668	용해,정제시설	2	200	2002-03-14	2002-03-14	189
		미래자원	제2002-12호	임도형	대소 삼정 467	877-9691	분쇄	1	200	2002-07-16	2002-07-16	0
		대창폴리마	28	김천희	대소 태생 350-5	881-3561	분쇄,용융시설	8	50	2002-10-21	2002-10-21	464
		㈜톱스톡	제2003-05호	김태식	대소 수태 589-9	882-8226	분쇄,용융시설	2	200	2003-05-01	2003-05-01	615

구 분		업체명	등록·관리번호	대표자	소재지	전화번호	시설명	처리능력 (톤/일)	설치비 (백만원)	허가(승인)일 (년.월.일)	사용시작일 (년.월.일)	2013년 처리량(톤)
시도	시군구											
충북	음성군	일신수지	제2001-02호	이제찬	삼성 능산 295	878-8621	분쇄,용융시설	1,500	1,000	2001-04-13	2001-04-13	267
		㈜대경오앤티	6	김창윤	삼성 청용 546-1	882-0611	분리,용해시설	100	700	1994-05-06	1994-05-06	15,663
		맞춤영농조합법인	제2011-14호	이병희	삼성 대덕로 175-23(대정 515)	878-9700	퇴비화시설	14	70	2003-12-13	2003-12-13	1,100
		㈜우광하이텍	제2008-01호	채영덕	삼성 대성로 547번길 30		분쇄,용융시설	30	600	2011-04-27	2011-04-27	67
		대광수지	제2000-04호	지홍준	삼성 청용 210	878-4431	분쇄,용융시설	1	50	2000-03-20	2000-03-20	185
		㈜광진화학	제2000-14호	김종무	삼성 청용 414	883-2300	분쇄,용융시설	10	400	2000-08-31	2000-08-31	3,000
		신화산업	제2004-01호	전인재	삼성 청용 201-1	883-3640 878-3301	분쇄,용융시설	3	10	2004-03-03	2004-03-03	0
		(주)피엠리서치	제2008-63호	대표이사	삼성 청용 202-9	877-2330	산,알칼리처리시설	0	150	2002-07-26	2002-07-26	0
		㈜스타플렉스	제2011-06호	김세권	삼성 선정 669	878-4071	분쇄	4	300	2011-07-06	2011-07-06	0
		삼성에너지㈜	제2012-26호	김형석	삼성 양덕 462-2	882-3588	일반소각시설	1	200	2002-02-20	2002-02-20	2,435
		㈜광메탈	제2004-03호	이강준	생극 일생로 435-33(관성 5-1)	877-8871	분쇄,용융시설	10	500	2009-09-24	2009-09-24	3,818
		영농조합법인 음성군낙농협회	제2008-03호	김순영	생극 오생 608	882-5556	발효시설	15	170	2008-10-31	2008-10-31	107
		㈜푸드원	제2011-02호	정병준	생극 신양 101-2	877-4471	증자(용융),분 분,정제(분리)	10	300	2011-02-18	2011-02-18	0
		㈜삼현	93	정기환	생극 신양 511-5	878-4041	분쇄,건조시설	10	90	1998-12-07	1998-12-07	2,212
		진강자원		연기철	생극 병암 117-1	878-8857	분쇄시설	2	30	2000-10-10	2000-10-10	0
		한국녹화㈜	제2006-06호	곽상권	생극 병암 309-1	877-5700	분쇄시설	9	110	2007-11-08	2007-11-08	0
		중원산업	제2010-05호	김교석	감곡 주천 765		절단시설	2	30	2010-12-22	2010-12-22	3,045
		설성산업	제2012-07호	배정희	감곡 상우길 103-26(상우리 403-1)	882-4926	분쇄시설, 퇴비화시설	25	300	2006-02-06	2006-02-06	22,569
		세일인터내셔날	제2013- 3호	백종복	맹동면 맹동산단로 53	878-1151	분쇄시설	10	75	2013-02-27	2013-02-27	294
		화경산업	제2012-25호	이진석	감곡 상우안길 115-32	877-7285	분쇄,용융시설	1	30	2012-09-20	2012-09-20	0
		대동실업	제2013-5호	서대하	생극면 송곡길48번길 42-6	877-3385	건조시설	50	62	2013-04-08	2013-04-08	0
		㈜미래에너지환경	제2013-16호	조병운	소이면 비산리 1011-3	872-3400	분쇄,용융시설	1	50	2013-07-31	2013-07-31	1,284
	단양군	㈜지알엠	제2011-2호	대표이사	매포읍 매포농공단지로 260	422-7575	건조시설,성형시설 용융시설,정제시설	321	0	2011-03-14	2011-03-14	0
		㈜네비엔	제2012-4호	박영동	매포읍 매포농공단지로 260-19	423-9905	건조시설,파쇄시설	2,089	0	2012-10-18	2012-10-18	0
		㈜미창	제2013-1호	최진영	어상천면 의병대로 1286-23번지	423-9600	분쇄시설,건조시설,선별시설	90	0	2011-10-24	2011-10-24	0
		대흥철강	제16호	현인숙	매포읍 어의곡리188	043-422-9771	파쇄,분쇄, 선별기	33	20	2001-11-13	2001-11-13	1,410
충남	소계	172 업체						12,501	67,470			932,064
	천안시	㈜리싸이텍코리아	2000-00009	김경수	동남구 동면 화덕리 106-1	568-1240	파쇄,분쇄시설	60	5,000	2000-07-04	2000-07-04	1,132

구 분		업체명	등록·관리번호	대표자	소재지	전화번호	시설명	처리능력 (톤/일)	설치비 (백만원)	허가(승인)일 (년.월.일)	사용시작일 (년.월.일)	2013년 처리량(톤)
시도	시군구											
충남	천안시	성일금속	2000-00016	김병성	서북구 차암동 38	621-7721	반응시설	2	250	2000-10-21	2000-10-21	133
		㈜영흥산업환경	2011-00017	김창복,송용옥	동남구 목천읍 소사리 187-4	554-7811	파쇄,분쇄시설	56		2011-10-17	2011-10-17	1,653
		해성케미칼	2011-00019	김기만	동남구 수신면 발산리 328	564-3142	파쇄,분쇄시설	10		2011-12-16	2011-12-16	103
		미주산업㈜	2012-00001	이남섭	동남구 성남면 화성리 117-15	553-6224	파쇄,분쇄시설	52		2012-01-09	2012-01-09	1,059
		원일농장	2012-00003	서강일	동남구 동면 화덕리 403		기타	7		2012-02-09	2012-02-09	1,797
		㈜세창이엔텍	2012-00004	문광호,문광석	동남구 광덕면 원덕리 275-1	523-0677	파쇄,분쇄시설	80		2012-02-07	2012-02-07	0
		에스아이케미칼	2012-00005	조영현	서북구 성환읍 율금리 777-26	588-7200	파쇄,분쇄시설	60		2012-02-16	2012-02-16	556
		누리리싸이클링	2012-00008	이재희	동남구 동면 동산리 354		파쇄,분쇄시설	7		2012-03-22	2012-03-22	0
		삼원리싸이클링	2012-00011	정정순	서북구 성환읍 대흥리 333-10	581-3068	기타	24		2012-04-26	2012-04-26	3,112
		보성산업	2012-00013	송순인	동남구 풍세면 보성리 501-5	564-1123	파쇄,분쇄시설	7		2012-05-04	2012-05-04	0
		가은농장	2012-00018	박은주	동남구 수신면 해정리 77-3		사료, 퇴비화	9		2012-09-26	2012-09-26	991
		㈜국제리프라텍	2012-00022	전영철	동남구 수신면 발산리 356-10	522-6834	파쇄,분쇄시설	25		2012-07-19	2012-07-19	31
		이천플라스틱	2012-00023	박윤종	서북구 성환읍 대흥리 111-4	581-4016	파쇄,분쇄시설	6		2012-07-20	2012-07-20	1,968
		알파산업	2012-00025	김경숙	성환읍 목모리 261-1	582-7865	파쇄,분쇄시설	7		2012-09-04	2012-09-04	1,759
		정우상사	2012-00026	윤영진	성환읍 우신리 65-1	588-1600	탈수, 건조시설	0		2012-09-07	2012-09-07	0
		㈜파인에코	2012-00027	김현옥	동남구 수신면 발산리 102-5	551-9380	건조시설	2		2013-01-11	2013-01-17	0
		㈜참농	2012-00028	김종태	동남구 성남면 화성리 227-2	554-5429	사료, 퇴비화	15		2012-09-27	2012-09-27	4,672
		㈜한인엠씨티	2012-00029	이원일	동남구 시신면 백자리 591-3	578-3791	소성, 탄화시설	8		2012-10-17	2012-10-17	1,481
		아산농산	2012-00032	권혁세	도남구 풍세면 용정리 119-5	566-8495	사료, 퇴비화			2012-11-09	2012-11-09	0
		㈜성우무역	2012-00034	정우조	동남구 동면 수남리 259-3		용융시설	24		2012-11-27	2012-11-27	2,286
		㈜청화	2012-00037	김남일	동남구 수신면 신풍리 322-10	554-9707	파쇄,분쇄시설	64		2012-12-28	2012-12-28	6,644
		㈜청림	2012-00038	안기수	서북구 백석동 752-2	621-2449	파쇄,분쇄시설	150		2012-12-28	2012-12-28	31,211
		㈜에코라이프	2013-00002	이승주	서북구 직산읍 군동리 345-6	070-4235-5545	분쇄,성형시설	50		2013-02-25	2013-03-14	1,989
		그린산업	2013-00006	이종문	서북구 성환읍 율금리 478-5	588-5889	용융시설	4		2013-02-15	2013-02-15	69
		㈜용성테크	2013-00007	박일환	서북구 직산읍 양당리 360-6	556-1104	분쇄,성형시설	8		2013-07-03	2013-07-30	854
		삼정펄프㈜천안공장	2013-00010	전성오	동남구 풍세면 남관리 187	574-8083	소각시설	12		2013-03-15	2013-03-15	665
		대웅산업	2013-00014	김종성	동남구 성남면 대흥리 551-7	551-0653	용융시설	6		2013-05-20	2013-05-20	525
		중부글로벌㈜	2013-00016	오재철	동남구 수신면 발산리 356-3	622-6231	용융시설	16		2013-05-21	2013-05-29	4,800

구 분		업체명	등록·관리번호	대표자	소재지	전화번호	시설명	처리능력 (톤/일)	설치비 (백만원)	허가(승인)일 (년.월.일)	사용시작일 (년.월.일)	2013년 처리량(톤)
시도	시군구											
충남	천안시	㈜대지개발	2013-00019	이동석	서북구 성환읍 우신리 103-6	581-4432	파쇄,분쇄시설	4		2013-06-05	2013-07-02	132
		성진산업	2013-00023	정우조	서북구 성환읍 대흥리 195-54	588-1712	분쇄,성형시설	16		2013-06-18	2013-06-18	2,869
		대신환경	2013-00024	김평환	서북구 입장면 도림리 173-12		용융시설	7		2013-07-03	2013-07-30	0
		금탑비철금속	2013-2-00027	박용원	동남구 북면 양곡리 474-1	584-1512	용융시설	3		2013-07-17	2013-07-17	0
		OK농장	2013-00028	이규송	동남구 동면 송연리 209-6		퇴비화시설	10		2013-07-18	2013-07-18	879
		㈜바이오포스트	2013-00030	이선이	동남구 동면 수남리 289-6	621-0407	퇴비화시설	95		2013-07-26	2013-07-26	12,525
		㈜화림천안공장	2013-00032	변태근	동남구 동면 수남리 259-3		용융시설	20		2013-07-30	2013-07-30	1,544
		㈜해성	2013-00034	김기웅	동남구 수신면 발산리 341	041-523-4600	건조시설	1		2013-08-07	2013-08-09	19
		한목농산	2013-00035	박재완	서북구 입장면 연곡리 170-9		퇴비화시설	45		2013-08-12	2013-08-12	21,500
		삼광글라스㈜	2013-36	이복영외1	서북구 입장면 기로리 253	585-0003	파쇄,분쇄시설	160		2013-08-16	2013-08-21	26,411
		㈜미래프라텍	2013-37	최용호	서북구 성환읍 매주리 370-57	588-4100	분쇄,성형시설	12		2013-10-31	2013-12-11	129
		부원화학㈜	2013-00038	염상욱	서북구 성환읍 수향리 53-2	588-8300	용융시설	2		2013-10-28	2013-10-28	403
		청용산업㈜	2013-00039	이충한	서북구 직산읍 군동리 345-7	585-3555	용융시설	8		2013-11-21	2013-11-21	0
		㈜오방	2013-00041	임동규	동남구 성남면 화성리 235-3	579-8160	건조,용융시설	14		2013-11-06	2013-11-22	787
		삼원철강(삼원철강산업)	2013-00042	정점순	서북구 성환읍 대흥리 189-4	581-3068	분쇄,성형시설	10		2013-11-21	2013-11-21	0
	공주시	㈜미래비전	2005-10	조희석	유구읍 백교리 109-7	841-8945	분쇄,압축	32	150	2005-09-30	2005-09-30	9,317
		성보금속	2006-2	금동원	장기면 송선동 540-13	881-5735	파쇄,분리	0	180	2006-05-15	2006-05-15	91
		(주)동신켐텍	2006-5	대표이사	정안면 사현리 303 정안농공단지내	858-7240	분쇄,압출,절단	12	230	2006-03-21	2006-03-21	3,839
		의성비료생산㈜	2007-5	성우용	탄천면 덕지리 603-7	858-6574	반응	10	500	2007-09-07	2007-09-07	0
		계룡비료	2007-8	이도연	탄천면 안영리 468-10	857-5874	퇴비화	3	130	2008-01-14	2008-01-14	823
		부림축산	2008-2	박용자	계룡면 화은리 729-4	855-4949	퇴비화	9	160	2010-04-19	2010-04-19	1,686
		(주)백제금속	2009-1	조창환	유구읍 녹천리 199	841-9955	반응,용융,건조,분쇄	23	20	2009-08-04	2009-08-04	1,103
		㈜케이아이아이	2010-2	김계숙	오곡동 679-1		절단,분쇄,용융	50	250	2010-04-30	2010-04-30	518
		그린자원	2010-4	김기섭	탄천면 삼각리 160-2		분쇄,압출	1	100	2010-07-18	2010-07-18	16
		미래산업	2011-1	조희석	유구읍 백교리 155-9	841-8945	분쇄,용융	6	320	2011-01-17	2011-01-17	13
		신화환경개발㈜	2011-2	남기홍	탄천면 덕지리 557-11	853-6969	파쇄	6	1,100	2011-11-24	2011-11-24	663
		성주㈜	2011-4	이병두	의당면 청룡리 64	856-8289	사료화	64	270	2011-06-10	2011-06-10	1,890
		㈜우리산업 공주지점	2012-1	윤여철	유구읍 유구리 337-1 외	031-533-9980	분쇄,압축,절단	31	170	2012-01-07	2012-01-07	0

구 분		업체명	등록·관리번호	대표자	소재지	전화번호	시설명	처리능력 (톤/일)	설치비 (백만원)	허가(승인)일 (년.월.일)	사용시작일 (년.월.일)	2013년 처리량(톤)
시도	시군구											
충남	공주시	㈜에코세라	2012-2	김병일	정안면 사현리 516	852-5390	건조	4	200	2012-01-19	2012-01-19	189
		보성이엔피	2012-3	김병우	의당면 요룡리 44	852-1133	사료화,퇴비화	120	240	2012-03-22	2012-03-22	38,863
		대길환경산업㈜	2012-4	조현묵	이인면 만수리 493	856-3001	파쇄	320	2,310	2012-05-08	2012-05-08	153
		그린택㈜	2012-5	대표이사	탄천면 화정리 167	858-2223	분쇄	10	73	2012-05-23	2012-05-23	0
		㈜정양SG	2012-6	안병권	송선농공단지길 39(송선동)	852-3319	용융,분쇄	2	320	2012-07-16	2012-07-16	189
		하나탄소공업	2012-8	김효선	정안면 태성리 59-1	858-0964	건조	3	180	2012-10-23	2012-10-23	183
	보령시	대광메틸	2011-3	대표이사	주교면 배재길 6-15	933-1781	용융	18	90	2012-09-11	2012-09-11	225
		주식회사 에프원테크	2007-3	노광석	주포면 관산공단길 26	933-2881	정제	1,420	700	2012-01-16	2012-01-16	242,145
		광운씨엔에스㈜	2012-6	한현철	천북면 홍보로 664-27	641-1915	소성·탄화	4	200	2012-11-06	2012-11-06	1,019
		코카스엔텍㈜	2012-7	황미영	오천면 영보리 742	070-7432-5502	파쇄·분쇄	320	250	2012-12-31	2012-12-31	10,708
	아산시	㈜토리컴	2001-20	이응태	둔포면 운용리 180	537-6114	반응시설	19	400	2001-07-16	2001-07-16	363
		㈜알케이씨	2002-4	김재찬	둔포면 해위안길82-10	532-8195	반응시설	4	50	2002-05-20	2002-05-20	0
		㈜하나메탈코리아	2004-1	조정식	둔포면 운교길 126번길 31	532-8861	반응시설	21	70	2004-01-02	2004-01-02	642
		㈜에이알씨(A.R.C)	2004-2	곽동완	둔포면 염작리 37-1	531-8811	파쇄분쇄	92	100	2004-08-20	2004-08-20	17,003
		㈜지성	2011-03	이인배	둔포면 석곡리 3-4	531-6560	분쇄,용융	14	70	2011-11-03	2011-11-03	884
		제이이엔티주식회사	2011-04	정현재	음봉면 신휴리 110-2	547-3660	분쇄,용융	20	100	2011-11-03	2011-11-03	1,652
		㈜스틸앤리소시즈	2011-08	강진수	인주면 걸매리 1045	533-8449	파쇄분쇄	454	1,000	2011-10-24	2011-10-24	394
		용주산업	2011-09	곽노이	둔포면 이화서길 24	533-7315	분쇄,용융	12	70	2011-08-18	2011-08-18	102
		주원범퍼산업	2011-10	이종호	둔포면 염작리 87-7		분쇄,용융	4	40	2011-08-18	2011-08-18	1,144
		㈜아이엘케이	2011-11	김영철	둔포면 이화서길 30-5	546-0358	분쇄,용융	12	70	2011-08-19	2011-08-19	9
		주안케미칼	2011-12	강석환	둔포면 운교리 189-4	543-8972	분쇄,용융	13	50	2011-08-24	2011-08-24	1,631
		㈜상수	2012-06	안상일	영인면 신정리길 209-43	546-2394	분쇄,용융	120	200	2012-04-19	2012-04-26	16,800
		신도상사	2012-08	양연미	염치읍 염성길 148	544-4506	건조시설	1	30	2012-02-29	2012-02-29	206
		비아이에스	2012-09	김영애	인주면 아산호로 79	532-3984	분쇄,용융	4	30	2012-05-10	2012-05-17	0
		㈜우리개발	2011-13	박영란	신창면 궁화리 166-19	544-0552	혼합시설	200	50	2011-08-24	2011-08-24	5,387
		유림이엔지	2011-16	신현실	둔포면 송용리 48-1	070-7500-0055	파쇄분쇄	150	300	2011-10-10	2011-10-10	2,334
		㈜일심종합스틸	2011-19	박연순	둔포면 신남리 1158-4	070-4122-1918	분쇄,용융	6	40	2011-11-10	2011-12-05	2,320
		동아파렛트	2011-22	정화숙	둔포면 신법리 68-29번지	544-1270	분쇄, 용융	24	40	2011-12-30	2012-02-23	1,900

구 분		업체명	등록·관리번호	대표자	소재지	전화번호	시설명	처리능력 (톤/일)	설치비 (백만원)	허가(승인)일 (년.월.일)	사용시작일 (년.월.일)	2013년 처리량(톤)
시도	시군구											
충남	아산시	㈜청광	2011-23	임선미	인주면 아산만로 1386-20	534-3233	음식물처리시설	150	500	2011-11-17	2011-11-17	710
		버미랜드	2012-15	전창환	영인면 성내리 976		퇴비화시설	16	50	2012-08-17	2012-09-25	1,983
		엠코리아산업	2012-17	이진수	둔포면 장영실로 903-12	534-5144	분쇄,용융	43	50	2012-06-28	2012-06-28	330
		㈜도시광산	2012-12	최김테일러	음봉 월랑리 462-4	547-7713	성형, 반응	7	400	2012-07-16	2012-07-16	95
		부공산업	2013-01	이재명	인주면 인주산단로 123-51	534-9944	용융, 주조	5	30	2013-02-01	2013-02-01	0
		㈜그린아산	2013-03	정상국	둔포면 충무로 1611-31	532-3731	습식사료화	90	200	2013-02-07	2013-02-07	29,622
		㈜유정산업	2013-07	임창규	영인면 아산호로 746번길 124-7	541-8815	분쇄, 선별	54	100	2013-03-25	2013-03-25	4,352
		㈜중부중레더	2013-08	최용인	인주면 인주산단로 65	533-4186	분쇄, 파쇄	160	300	2013-03-28	2013-03-28	7,165
		농진산업	2013-11	김인숙	음봉면 산동리 211	532-0117	퇴비화시설	30	300	2013-05-22	2013-05-22	2,697
		거산	2013-12	장임진	영인면 신정리길 209-10		분쇄 성형	6	60	2013-07-04	2013-07-04	0
		㈜금비	2013-13	대표이사	실옥동 343-2	544-9280	용해,분쇄	390	1,200	2013-06-28	2013-06-28	1,182
		중진기업	2013-15	김경태	영인면 신봉리 861-2	542-1677	분쇄	48	20	2013-07-24	2013-07-24	351
		대흥화학	2013-17	박상관	염치읍 강청리 197-5	541-6233	용융, 압출	6	30	2013-07-26	2013-07-26	0
		일심철강㈜	2013-25	강호선	둔포면 봉재리 159-19	532-1918	분쇄, 용융,건조	3	20	2013-08-02	2013-08-02	183
		예원산업㈜	2013-26	신용철	둔포면 산전리 212-2	543-2200	분쇄,용융,건조	14	50	2013-08-02	2013-08-02	1,197
		㈜서해실업	2013-27	안충효	둔포면 신남리 575-8	532-0356	퇴비화시설	65	60	2013-08-02	2013-08-02	0
		농부의꿈 영농조합법인	2013-28	허봉도	신창면 가내리 413-2	542-4591	사료화시설	20	30	2013-08-02	2013-08-02	163
		대정농장	2013-29	양정숙	송악면 거산리 397-4		퇴비화시설	15	20	2013-08-02	2013-08-02	2,900
		효성오앤비㈜	2013-31	대표이사	신동 279-10	545-8116	분쇄, 압축	80	50	2013-08-13	2013-08-13	0
		선일리싸이클링	2013-32	조영헌	배방읍 구령리 2-30	534-6888	분쇄, 용융, 건조	2	30	2013-05-16	2013-05-16	0
		미래산업	2013-33	이상범	신창면 창암리 447-3	544-4411	파쇄,	1	10	2013-08-20	2013-08-20	0
	서산시	세환산업	2012-7	예준석	서산시 운산면 고산리 467-6	663-7560	생물학적 재활용	96	500	2003-05-30	2003-06-10	12,000
		㈜지티쏘일	2011-1	박선호	서산시 장동 84-16	668-6930	기계적 재활용	160	300	2011-08-08	2011-08-10	15,000
		서해산업개발	2011-2	이인희,조성인	서산시 장동 84-17	668-6931	기계적 재활용	365	500	2013-04-10	2013-11-10	0
		한국포조텍	2011-3	권승안	수석동 1175	663-0490	기계적 재활용	12	200	2013-07-24	2013-07-24	8,183
	논산시	(합)대성금속환경	6	이영호	광석면 왕전리 332-1	734-5390	절단	198	100	1999-12-24	2000-02-25	79
		넥스컴바이오텍㈜	12	임종덕	노성면 하도리 73-3	736-9907	퇴비화	100	2,500	2001-12-15	2002-02-10	6,200
		중부자원화㈜	13	권철원	은진면 시묘리 552	742-8987	사료화	100	1,500	2002-05-28	2006-07-14	13,828

구 분		업체명	등록·관리번호	대표자	소재지	전화번호	시설명	처리능력 (톤/일)	설치비 (백만원)	허가(승인)일 (년.월.일)	사용시작일 (년.월.일)	2013년 처리량(톤)
시도	시군구											
충남	논산시	㈜인성알에스	17	유병선	부적면 반송리 33-1	733-8721	파쇄.분쇄	40	2,000	2003-03-27	2008-05-07	6,234
		금산하이텍	19	박명용	상월면 대촌리 243-5	734-8864	용융	3	200	2004-01-27	2004-07-03	211
		키타드이엔비㈜	25	김영식	부적면 감곡리 80-37	733-8059	파쇄.분쇄	5	500	2009-12-01	2009-12-18	102
		계룡우드㈜	27	박웅현	연산면 사포리 471-1	733-0102	파쇄.분쇄	80	1,000	2011-02-11	2011-03-02	12,428
		㈜오송케미칼	30	전진규	연산면 사포리 494, 497	735-6767	파쇄.분쇄	5	300	2012-02-12	2012-02-24	0
		논산알씨㈜	31	김현홍외1	연무읍 마전리 785-27	742-7791	파쇄.분쇄	66	1,000	2012-03-06	2012-03-16	272
		㈜테크엔비	32	양창환	가아곡면 양촌리 403-2외2		퇴비화	30	500	2012-07-25	2012-12-17	0
		삼광글라스㈜논산공장	37	이복영외1	성동면 원북리 논산2일반산업단지 1블럭	730-0003	파쇄.분쇄	180	2,000	2012-10-31	2012-11-09	30
	금산군	영창고무	2000-10	최창환	군북면 노론이길 6	041-754-6822	분쇄시설	12		2000-08-21	2000-08-25	720
		신한상사	2008-02	신영철	금성면 하신리 184	041-751-6400	분쇄,압출시설	2		2008-05-07	2008-05-25	137
		태성산업	2011-11	전경화	추부면 마전리 784번지		분쇄시설	3		2011-11-29	2011-12-04	315
		영광수지	2011-08	김덕기	군북면 군북로 828		압축・압출・성형・주조	5		2011-11-22	2011-11-25	1,411
		서대고무	1997-44	장숙이	추부면 군북로 1299		압출,성형,절단	8		2003-03-07	2003-03-25	386
		아노텐금산㈜	2011-03	조승래	군북면 천을리 587	070-4027-0270	분쇄시설	48		2011-03-18	2011-04-11	675
		인선기업	1997-44	곽명헌	복수면 수목로64	041-754-7100	파쇄분쇄시설	468		1997-08-09	1997-08-20	481
	부여군	수지산업	2006-05	이병진	부여군 석성면 증산천길 140	832-9375	파쇄・분쇄・용융시설	5	500	2008-03-03	2008-03-03	667
		선일수지	2001-01	김덕재	부여군 석성면 금백로 726-14	832-1257	파쇄・분쇄・용융시설	8	500	2000-12-22	2000-12-22	1,510
		㈜협성	2010-02	대표이사	부여군 초촌면 금백로 960-14	833-0590	파쇄・분쇄・용융시설	10	500	2010-03-29	2010-03-29	248
		㈜한준에프알	2011-01	대표이사	부여군 초촌면 응신길 260	834-7952	파쇄・분쇄시설	110	3,000	2011-11-23	2011-11-23	15,448
		부여버섯영농조합	2013-11	이계승	부여군 초촌면 금백로 991	832-7289	퇴비화 시설	60	2,000	2010-01-25	2010-01-25	10,993
		㈜에코자인	2013-09	하수천	부여군 초촌면 국사로 72	834-7948	파쇄・분쇄・용융시설	5	500	2010-02-26	2010-02-26	1,730
		승일산업	2010-03	강성남	부여군 초촌면 신암로 410-20	832-1560	파쇄・분쇄시설	20	500	2007-06-28	2007-06-28	1,160
		㈜친환경	2013-07	박광용	부여군 석성면 연추로 123	832-2323	퇴비화 시설	20	1,000	2011-03-23	2011-03-23	1,574
		(농)두일 TMR	2013-08	최두식	부여군 석성면 왕릉로 841-39	835-0770	사료화 시설	7	2,000	2011-03-28	2011-03-28	33
		세명기업사	2013-06	김재선	부여군 장암면 장하로 111	836-4002	파쇄・분쇄시설	2,000	4,000	2001-03-21	2001-03-21	143,510
	청양군	신기산업㈜	청양-3 (96.2.5)	김동복	청양군 남양면 봉암리 564-1	041-943-6688	사료화,퇴비화	150	250	1996-02-05	1996-02-05	37,031
		폰토스㈜	07-01 (07.1.9)	이철우	청양군 화성면 화암리 산28-1	041-944-0221	퇴비화	5		2007-07-09	2007-07-09	0
		㈜화성	재활용11-02 (11.7.14)	김문기	청양군 운곡면 효제리 975-9	041-944-0035	고형연료화	70		2011-07-14	2011-08-17	284

구 분		업체명	등록·관리번호	대표자	소재지	전화번호	시설명	처리능력 (톤/일)	설치비 (백만원)	허가(승인)일 (년.월.일)	사용시작일 (년.월.일)	2013년 처리량(톤)
시도	시군구											
충남	홍성군	㈜대길산업	2005-1	조현택	홍성군 은하면 장척리 1-4	642-0101	파쇄시설	304	250	2004-12-06	2004-12-06	8,189
		㈜태한산업	2000-3	양영권	홍성군 은하면 금국리 17-1	642-3358	퇴비화	100	2,000	2000-12-15	2000-12-15	18,955
		㈜화인미셀공업	39814	백남준	홍성군 금마면 월암리 275	634-5040	파쇄	12	100	2008-12-09	2008-12-09	3,396
		대한민국고엽제전우회	2011-3	강인호	홍성군 구항면 지정리 691-1	642-9101	파쇄	36	700	2011-10-11	2011-10-14	2,780
		㈜태영환경	2011-4	최영	홍성군 금마면 봉서리 153-3	633-9276	파쇄	80	500	2010-12-30	2011-03-16	4,341
		㈜퍼스트라인퍼스트	2001-1	이정강	홍성군 홍동면 홍원리 1094	631-7220	파쇄	60	700	2001-08-06	2001-02-23	5,582
		㈜자연과생명	2006-3	최은진	홍성군 은하면 대율리 361-4	642-3325	파쇄	60	800	2006-07-04	2007-03-02	8,428
		㈜동신포리마	1999-1	오동혁	홍성군 구항면 마온리 69-3	630-6624	혼합, 성형	10	500	1995-12-22	1995-12-22	1,982
		청화요업	2013-3	민광수	홍성군 장곡면 상송리 758-1	642-8933	분쇄	75	400	2013-07-12	2013-07-12	3,146
		㈜홍성브레이크	2011-1	이성묵	홍성군 갈산면 취생리 602	630-2500	탈수.건조,압축	6	500	2011-01-17	2011-01-17	96
		도청이전주민생계조합㈜	2009-4	장영석	홍성군 은하면 대율리 361-4	632-3909	파쇄.분쇄	78	77	2009-06-29	2009-06-29	4,502
	예산군	(주)두비원	제2002-5호	김영애	덕산면 광천리 1032-1	337-1221	파쇄분쇄,사료화,탈수	150	3,000	2005-08-02	2005-08-03	136
		코리아노블메탈㈜	제2008-1호	박주리	신암면 조곡리 9-27	332-3734	용융용해,정제,탈수건조,반응	42	1,000	2010-12-20	2010-12-21	164
		DSM유한회사예산공장	제2008-3호	홍인표	신암면 조곡리 13-1	332-0168	정제,반응,탈수건조	10	800	2011-08-19	2011-08-20	88
		㈜월드메탈	제2010-1호	서영기	대술면 가마고개로 288		파쇄,분쇄	5	200	2011-07-27	2011-07-28	0
		유진이앤씨	제2011-5호	김만택	대술 화산 469-1	337-0472	파쇄,분쇄	20	300	2011-11-18	2011-11-19	631
		㈜세종메이저인터내쇼날 예산지점	제2012-1호	황용익	대술 가마고개로 310-14		파쇄,분쇄	50	1,000	2012-01-25	2012-01-26	6,737
		㈜대광이앤씨	제2012-2호	오세권	대술 화산 502 외 1필지		사료화, 퇴비화, 소멸화, 부숙토생산	10	500	2012-08-14	2012-08-15	0
		㈜초원티엠알사료	제2012-5호	전석수	봉산 마교 257-2	337-4816	사료화	100	600	2012-03-20	2012-03-21	0
		㈜동방리테크	제2012-6호	윤선일	대술면 시산리 128	333-3270	용융,성형	20	400	2012-04-02	2012-04-03	0
		영농조합법인루산	제2013-2호	정상식	삽교읍 이리 217-2	338-1595	사료화	100	1,000	2013-04-30	2013-04-30	8,623
		(주)그린코리아	제2013-5호	이성우	오가면 원평리 4-21	333-2885	압축,파쇄분쇄,용융	37	500	2013-05-09	2013-05-10	303
		㈜한일씨엔씨	제2013-6호	최근덕, 김승현	대술 시산 521-1	332-5959	소성,파쇄분쇄	3	200	2013-07-18	2013-07-18	0
		경남산업	제2013-7호	류효순	신암면 오산로 794		파쇄, 분쇄	50	200	2013-07-18	2013-07-18	0
		㈜보금환경	제2013-9호	한정옥	대술면 대술로 635		파쇄, 분쇄	30	300	2013-07-19	2013-07-19	0
		㈜현창	제2013-14호	이승환	대술면 가마고개로 196		파쇄, 분쇄	120	1,000	2013-07-29	2013-07-29	482
		㈜충남 R 앤 P	제2013-15호	변홍길	응봉면 응봉로 10		파쇄, 분쇄	50	300	2013-07-29	2013-07-29	176
	태안군	대진산업㈜	제2012-01호	전인명	태안읍 원이로 341(삭선리 1018-1)	041-675-0731	건조, 성형, 분쇄	40	500	2012-06-04	2012-06-04	744

구 분		업체명	등록·관리번호	대표자	소재지	전화번호	시설명	처리능력 (톤/일)	설치비 (백만원)	허가(승인)일 (년.월.일)	사용시작일 (년.월.일)	2013년 처리량(톤)
시도	시군구											
충남	태안군	농업회사법인 (주)그린아그로비즈	제2012-04호	박재창	태안읍 원이로 341(삭선리 1021)	041-672-6215	퇴비화	30	680	2005-03-08	2005-03-08	371
		씨앤씨㈜	제2013-02호	문순기	원북면 발전로 316(방갈리 152-3)	041-674-1560	성형	333	850	2006-01-13	2006-01-13	3,278
		㈜유니온사료	제2013-01호	정은영	근흥면 근흥로 978-19(도황리 666-78)	041-672-8823	사료화	3	150	2011-08-02	2011-08-02	28
전북	소계	221 업체						17,196	13,015			1,338,557
	전주시	(유)한솔산업환경	2011-5	라인주	완산구 평화동3가 223-7	226-3368	절단시설	3	50	2011-05-24	2011-05-24	6
		벼리산업	2010-5	이현승	덕진구 고내천변로 24-97 (송천동2가)	244-1266	파쇄,용융	150	100	2013-01-18	2013-01-25	126
		제이엠	2008-2	김락환	덕진구 유제로 45-13 (여의동)	212-9400	파쇄,용융	25	300	2010-07-29	2010-07-30	359
	군산시	(유)지제이로지스틱	2009-8	정재명	서수면마룡리859-1	443-4085	수선	3	5	2009-12-03	2009-12-03	618
		보광산업	2010-2	정형권	옥구읍상평리751-1	467-3947	분쇄	11	40	2010-10-03	2010-10-03	18
		(유)에코산업	2010-4	양성관	서수면 서라로 253-7	462-3669	혼합(믹서기)	218	80	2010-03-29	2010-03-29	18,047
		㈜이강금속산업	2010-6	강정호	산북동1056-1	464-7078	분쇄	5	40	2001-04-15	2001-04-15	13
		(유)금강자원	2010-10	남현자	서수면 축동리 110	453-3282	수선	3	40	2010-08-17	2010-08-17	137
		그린산업	2011-2	조현석	내흥동688-2	451-8288	분쇄,압축,탈수,용융	20	100	2011-05-03	2011-05-13	13
		㈜엔케이이씨	2007-12	김명자	회현면세장리590-9	446-0494	분쇄	6	40	2007-07-18	2007-07-18	156
		(유)태성산업	2011-5	최은규	나포면서포리474-0	070-4194-6533	분쇄,절단,압축,용융	31	80	2011-09-01	2011-09-01	0
		페이퍼코리아㈜	2011-6	박건표	조촌동2-0	440-5363	탈수,압축,건조	85	300	2011-12-26	휴업	0
		농업법인에스바이오(주)	2011-7	심문성	서수면서수리1360-12		퇴비화시설	100	200	2011-12-26	2011-12-26	11,850
		㈜한국케이블	2012-2	김병기	서수면마룡리93-4	451-2239	절단,용융	30	100	2012-05-09	2012-05-09	32
		㈜삼광에프엔씨	1996-5	박재필	서수면 마룡리 93-34	451-4711	정제,압착.분쇄	70	200	1994-12-27	1994-12-27	1,820
		(유)장백산업	2010-13	이공수	나포면 주곡리 638-4	453-5217	분쇄.압축	10	100	2010-09-14	2010-09-28	1,100
		애림산업	2006-3	장영봉	성산면 창오리 283-1	453-8000	분쇄	22	100	2000-06-21	2000-06-21	138
		(유)에코	2010-10	고영전	서수면 마룡리 93-53	451-0192	건조.반응.세척	31	150	2010-07-13	2010-10-21	124
		동광금속	2007-5	박충기	임피면 읍내리 89	453-6150	응집.침전,분쇄	5	40	2007-09-03	2007-09-03	265
		폴리이엔씨	2013-45	최윤영	자유무역로 166-30	446-0494	분쇄,용융	6	60	2013-09-16	2013-09-27	0
		㈜성일하이텍군산지점	2008-05	대표이사	비응도동 30-2	466-9200	분쇄시설, 용융시설, 반응시설	40	100	2008-10-10	2008-08-01	2,459
		㈜풍전비철군산지점	2011-1	대표이사	오식도동 813	466-9161	분쇄시설, 건조시설, 용융시설	181	200	2011-01-26	2011-01-26	2,634
		㈜골든리버	2011-02	문희균,김용대	비응도동 30-11	467-3807	건조시설, 용융시설, 분쇄시설	50	150	2011-02-11	2011-03-03	1,241
		㈜에이엘앤씨	2012-1	손훈남,김문희	오식도동 873-7	471-0187	혐기성분해시설	2	30	2012-08-23	2012-08-23	24

구 분		업체명	등록·관리번호	대표자	소재지	전화번호	시설명	처리능력 (톤/일)	설치비 (백만원)	허가(승인)일 (년.월.일)	사용시작일 (년.월.일)	2013년 처리량(톤)
시도	시군구											
전북	군산시	㈜에스틸 군산지점	2010-01	대표이사	오식도동 857-14	461-7722	혼합	320	150	2010-09-14	2010-09-14	8,538
		㈜단석산업 군산지점	2013-01	한승욱	장산로 133	464-3541	용융,정제	114	150	2013-01-18	2013-01-21	5,559
		가산환경산업	2013-55	박찬식	군산산단로 143-39(비응도동)		절단,용융	25	120	2013-12-30	미가동개시	0
		㈜삼건이앤알	2013-53	대표이사	대야면 수림로 227	212-5773	파쇄,선별	80	130	2013-12-27	미가동개시	0
		㈜금호엔비텍	2006-3	이지태	대야면 석화들길 185	451-4991	퇴비화시설	150	300	2006-09-15	2006-09-15	243
		㈜에코마이스터	2008-5	오상윤	외항로 522	468-0506	풍쇄시설	600	170	2008-10-13	2008-10-13	3,696
		㈜서원건설산업	1996-2	심재왕	내초동 193-2	442-7647	분쇄	120	140	1996-11-28	1996-11-28	18,279
		칠성산업	1997-2	김옥순	산북동 2488-1	466-2668	선별	20	40	2004-12-02	2004-12-02	128
		명성산업	1999-5	김차심	대야면 덕곡길 28-12	452-6918	파쇄,용융	10	40	1999-10-26	1999-10-26	0
		㈜대평세라믹스산업	2000-15	이용석	성산면 산곡리 227	453-6383	혼합	40	80	2000-12-14	2000-12-14	11,476
		원광환경센터	2001-4	이종환	임피면 축성로 175	468-5820	분쇄시설	3		2001-03-30	2001-03-30	53
		대왕제지공업㈜	2002-3	김창규	외항로 374	467-8051	소각시설	9	200	2002-12-19	2002-12-19	1,969
		태영산업	2003-2	송정임	서수면 상장곤뭣길 90-9	451-0186	분쇄,용융	7	80	2003-03-15	2003-03-15	270
		익산원광지역자활센터	2003-11	이상길	서수면 화등리 346			3	40	2003-12-19	2003-12-19	0
		㈜부농군산지점	2005-9	백승철,구자균	임피면 영창리 290-10	453-3351	교반시설	60	200	2005-04-08	2005-04-08	5,580
		금강바이오텍	2006-6	강금례	서수면 남산로 272	452-3820	퇴비화시설	35	180	2006-10-10	2006-10-10	5,602
		성일산업	2006-7	김용철	임피면 항쟁로 72		분쇄,용융,압축,절단	4	30	2009-05-01	2009-05-01	197
		호정기업	2007-9	김의자	나포면 십자들로 816-5	453-9005	분쇄,용융	17	100	2007-05-15	2007-05-15	1,487
		(유)대한환경	2008-6	유희권	내초동 215-21	451-7111	분쇄	20	120	2008-10-22	2008-10-22	8,240
		㈜앤아이티	2009-1	김주한	소룡동 1662	468-4141	파쇄,건조	40	140	2009-02-18	2009-02-18	1,360
		㈜우주환경	2009-4	박승일	내초동 217-1	465-5150	파쇄,분쇄	110	120	2009-05-11	2009-05-11	1,860
		케이하나시멘트(주)	2009-7	최길철	외항로 288	464-6600	분쇄,소성	419	180	2009-11-11	2009-11-11	47,300
		㈜우기화학	2013-46	이철우	군산산단로 143-35	464-8086	반응,농축,정제,탈수	20	100	2013-09-16	미가동개시	0
	익산시	㈜현대요업	재99-8	정기택	여산면 두여리 649-18	836-8335	분쇄, 절단	58		1997-09-17	1997-09-17	10,960
		㈜대한비료	재99-11	윤봉한	망성면 신작리1004-10	861-8585	발효시설	60		1999-11-05	1999-11-05	591
		지일산업㈜	재00-4	최관원	춘포면 쌍정리 421	291-4232	성형	2		2000-02-15	2000-02-15	0
		㈜벽산익산공장	재00-8	김성식	팔봉동 888	830-8800	분쇄	2		2000-02-19	2000-02-19	78
		㈜부현산업	재00-10	복광석	신흥동 813-6	833-3086	분쇄	9		2000-02-19	2000-02-19	3,000

구 분		업체명	등록·관리번호	대표자	소재지	전화번호	시설명	처리능력 (톤/일)	설치비 (백만원)	허가(승인)일 (년.월.일)	사용시작일 (년.월.일)	2013년 처리량(톤)
시도	시군구											
전북	익산시	(주)현대씨엠 GR마크인증기한 : 2015.2.23	2001-2	대표이사	왕궁면 평장리 303-21	832-8833	분쇄	18		2001-05-11	2001-05-11	2,848
		㈜그린바이텍	재01-3	김성규	망성면 어량리 13-17	862-3307	탈수,분쇄	265		2001-05-11	2001-05-11	56,998
		(유)금강농산	재01-7	대표이사	함라면 신목리 1055-5	856-3708	비료시설	168		2001-10-19	2001-10-19	19,788
		(유)성일실업	재01-9	김운식	낭산면 낭산리 86-1	855-0677	파쇄	30		2001-12-13	2001-12-13	0
		(유)제일골재	02-7	강영자	함열읍 흡산리 179-3,4,46	861-1792	분쇄	100		2002-08-06	2002-08-06	691
		(유)성광쎄라믹	03-5	심오승	삼기면 서두리 산19-4	858-2933	분쇄	65		2003-04-02	2003-04-02	11,687
		한일산업	04-1	권은자	왕궁면 흥암리 560-20	832-7830	혼합	55		2004-03-29	2004-03-29	0
		(유)산득산업	04-08	최동철	황등면 황등리 192-8,192-9,192-10, 285-1,185-4,산109-1	858-6074	혼합	400		2004-10-15	2004-10-15	30,300
		㈜그린환경	05-11	유재례	함열읍 다송리509-17	856-0207	압축,분쇄,용융,탈수,절단	5		2005-07-12	2005-07-12	0
		영농조합법인■부성	05-14	오재만	왕궁면 쌍제리 541-1	291-2929	퇴비화시설	100		2005-10-04	2005-10-04	7,723
		(유)삼화그린웰	2006-4	윤호준	왕궁면 구덕리 506	832-1358	퇴비화시설	143		2006-04-10	2006-09-05	25,951
		(유)해머	06-04	김충열	왕궁면 온수리 4-38	291-6133	파쇄	80		2006-06-20	2006-06-20	2,285
		익산군산축산업협동조합	06-09	서충근	함라면 함열리 171	843-4103	사료화시설	25		2006-11-01	2006-11-01	2,092
		서광우드칩	06-11	김유진	왕궁면 동봉리 458-1 양동마을		파쇄	58		2006-12-12	2006-12-12	0
		(유)대일개발	07-08	김기동	낭산면 낭산리 105외 2	855-9151	없음(채움재)	125		2007-08-13	2007-08-13	7
		㈜티에스케이그린에너지 구.한라그린에너지㈜	07-11	대표이사	여산면 두여리 426-27,426-29	833-7310	파쇄,분쇄,성형	200		2007-08-27	2007-08-27	4,810
		(유)삼학콘크리트	07-17	송재현	왕궁면 동촌리 117-4	836-9123	불용자재처리시설	100		2007-12-24	2007-12-24	0
		㈜삼화그린텍 익산지점	08-03	윤호준	왕궁면 구덕리 506	832-1358	퇴비화시설	27		2009-07-27	2009-07-27	4,162
		㈜칠성알앤씨	08-04	권진아	함열읍 석매리 110-1		분쇄,용융	5		2008-03-05	2008-03-05	195
		㈜황등석산	08-08	이상구	황등면 황등리 산40, 445-5	856-6768	없음(채움재)	118		2008-07-01	2008-07-01	30,522
		(유)가이아환경 구.가이아환경 구. 익산원광지역자활센터	08-10('08.7.21) ('08.12.2)('10.10.6) ('11.4.18)	곽인철	함열읍 남당리 산62-4	842-1459~60	파쇄, 용융	10		2008-07-21	2008-07-21	318
		㈜협동산업	08-14	박흥진	여산면 원수리 289	835-4070	분쇄, 용융	22		2008-10-28	2008-10-28	0
		㈜평안엔비텍	08-15	장 욱	금강동 1117-1	843-0511	퇴비화시설	150		2008-11-20	2008-11-20	7,259
		신농비료산업	08-16	윤병근	왕궁면 흥암리 954	262-6005	선별기,혼합기,성형기	2		2008-11-13	2008-11-13	0
		(유)모음수지	09-5	김입분	함열읍 흡산리 150-1	834-8288	파쇄, 탈수	5		2009-04-03	2009-04-03	0
		㈜대원물산 제2공장	09-7	대표이사	왕궁면 쌍제리 541-4	291-6725	혼합	40		2009-08-05	2009-08-05	0
		(유)신한산업	2009-10	최규익	낭산면 낭산리 92-1, 92-2, 산102, 산102-8, 산102-10	856-6551	없음(채움재)	120		2009-09-14	2009-09-14	0
		(유)우석산업	2010-1	조성진	낭산면 용기리 1374-4	862-1055	파쇄	960		2010-01-05	2010-01-05	33,276

구 분		업체명	등록·관리번호	대표자	소재지	전화번호	시설명	처리능력 (톤/일)	설치비 (백만원)	허가(승인)일 (년.월.일)	사용시작일 (년.월.일)	2013년 처리량(톤)
시도	시군구											
전북	익산시	㈜거북이리싸이클링 구.두리케미칼	2010-4	이홍화	금강동 68	853-8003	분쇄,파쇄	20		2010-03-16	2010-03-16	3,137
		영농조합법인 참농	2010-5	유미옥	왕궁면 광암리 236-14	831-8310	퇴비화시설	78		2010-04-05	2010-04-05	0
		㈜성진프라스틱	2010-7	대표이사	황등면 황등리 271-3(황등면 석재길6)	856-6281	용융	3		2010-06-08	2010-06-08	0
		태령금속㈜	2010-8	김인상	팔봉동 842-7, 8	832-6202	용융	10		2010-08-05	2010-08-05	0
		㈜여방	2010-12	김영준	낭산면 용기리 산80-5, 산81, 산81-2		없음(채움재)	192		2010-12-28	2010-12-28	9,159
		㈜일진도시환경	2011-1	공진권	낭산면 낭산리 99-2	856-1111	파쇄	90		2011-04-22	2011-04-22	637
		(유)광일	2011-2	정양현 홍덕기	오산면 신지리 341	842-0021	절단	3		2011-02-16	2011-02-16	0
		(유)녹원	2011-4	유종희	낭산면 삼담리 96-30, 96-34	862-8200	고형화	1,123		2011-03-09	2011-03-09	315,518
		㈜보우에코솔루션	2011-5	박성효	약촌로8/길 61-5(어양동 513-39)	(833-2634)	분쇄	3		2011-11-25	2011-11-25	243
		(주)은지산업(채움재)	2011-6	김지수	삼기면 기산리 산148-11	856-6768	없음(채움재)	1,314		2011-04-15	2011-04-15	4,218
		(유)시온산업	2011-7	강명진	삼기면 오룡리 853		분쇄,용융	5		2011-04-25	2011-04-25	2
		(유)신흥케미칼	2011-08	대표이사	용동면 대조리 50-9,50-11,50-12	861-4030	분쇄	3		2011-05-09	2011-05-09	0
		(주)세종	2011-10	대표이사	삼기면 오룡리 855-17	857-0202	파쇄, 분쇄	15		2011-05-30	2011-05-30	0
		(유)태광산업	2011-11	임광재	함열읍 석매리 813-18		분쇄	10		2011-06-07	2011-06-07	84
		㈜대성수지 익산지점	2011-12	장현주	삼기면 오룡리 855-5		용융	7		2011-06-22	2011-06-22	0
		㈜은지산업(골재)	2011-15	김지수	황등면 황등리 13-3, 13-12, 14번지	063-858-8185	파쇄	590		2011-06-29	2011-06-29	4,970
		민영상사	2011-17	김용민	왕궁면 쌍제리 541-30	841-7767	파쇄	2		2011-07-05	2011-07-05	69
		(유)가나안산업 구.서동케미칼	2011-19	윤이중	황등면 황등리687-1		분쇄	4		2011-07-22	2011-07-22	0
		㈜알룩스메뉴팩처링	2011-20	이규철	삼기면 오룡리 26-8	063-843-0905	용융	10		2011-09-07	2011-09-07	142
		(유)광명신재생산업	2011-21	노동관	함열읍 다송리 509-15	063-862-2090	절단, 용융	25		2011-09-07	2011-09-07	4,960
		미르산업	2011-22	박상기	삼기면 서두리 103-3		파쇄	4		2011-11-23	2011-11-23	0
		㈜새움환경	2011-24	힉스성일	여산면 두여리 244-1		파쇄	33		2011-12-21	2011-12-21	0
		더나은협동조합 구, ㈜화산	2011-25	대표이사	삼기면 오룡제내길84(3동) 구,여산면 가람로 52-21,여산면 원수리 289		분쇄	6		2011-12-23	2011-12-23	0
		(주)한솔홈데코	2011-26	고명호	팔봉동 887	063-830-7144	분쇄	48		2012-01-02	2012-01-02	0
		정원환경개발㈜	2011-2(중간)	강희창	함열읍 홀산리 485	861-6366	파쇄	600		2011-05-25	2011-05-25	0
		(유)대명산업	2012-4	장갑순	성당면 두동리 357-6, 1	861-1338	분쇄	100		2012-04-09	2012-04-09	670
		㈜에스제이켐	2000-3	배동수	왕궁면 광암리 577-102	836-9454	분쇄	16		2000-08-19	2000-10-27	507
		㈜이수종합상사	2010-1	이진수	용제동 598	833-3637	압축,분쇄, 절단	13		2010-01-11	2010-06-07	547

구 분		업체명	등록·관리번호	대표자	소재지	전화번호	시설명	처리능력 (톤/일)	설치비 (백만원)	허가(승인)일 (년.월.일)	사용시작일 (년.월.일)	2013년 처리량(톤)
시도	시군구											
전북	익산시	㈜유광드럼	2005-04	국광호	팔봉동 857	838-0001	세척	36		2005-04-14	2005-04-14	58
		㈜우원쏠렉스	2011-3	오창석	팔봉동 838-5	070-8826-7779	절단, 분쇄	2		2011-06-03	2011-08-22	608
		백구플라스틱	2012-6	안병익	춘포면 천동리 155-13		분쇄	8		2012-04-09	2012-07-06	161
		㈜엔에프엠시스템즈	2012-7	김유석	왕궁면 발산리 418-14	838-9459	파쇄, 용융	10		2012-04-19	2012-07-06	101
		㈜엠케이우드	2012-8	황준호	왕궁면 동용리 639-3, 639-21	836-1188	분쇄, 용융	4		2012-09-27	2012-10-27	0
		오성수지	2012-9	이수근	석암동 402-2, 402-13		분쇄	2		2012-05-21	2012-09-27	65
		클린리싸이클링	2012-10	황미정	춘포면 천동리 155-13		파쇄, 용융	5		2012-09-25	2012-10-04	0
		㈜엠브이지	2012-11	이광성	춘포면 천동리 155-14	070-4335-125	절단, 파쇄, 용융	15		2012-08-31	2012-10-16	0
		(유)왕궁정화조	1995-11-01	이명희	왕궁면 온수리 4-107	291-0066	용융, 성형	60		1995-07-04	1995-07-04	0
		㈜삼영씨.앤.알	95-13	박상미	왕궁면 쌍제리 551-2,551-1	291-9918	용융,성형,파쇄,압축	38		1995-07-04	1995-07-04	0
		(유)대한신재생산업기계	2013-1	장갑순	함열읍 다송리 509-38		절단,탈수,성형,파쇄	20		2013-03-07	2013-03-07	0
		태산스크랩	2013-2	서철웅	함열읍 남당리 806-9		절단	2		2013-03-18	2013-04-02	91
		자연과사람	2013-3	임창진	춘포면 천동리 155-11		분쇄, 파쇄	10		2013-05-24	2013-08-05	0
		문청산업	2013-4	정점택	성당면 두동리 343, 342-2, 343-4, 823-3, 823-5,824-12, 834-36		분쇄, 성형	10		2013-08-22	2013-09-06	0
		강남기업사	00-13	강남	황등면 율촌리807-1	858-6979	압축	2		2000-04-03	2000-04-03	0
		㈜야전 구. ㈜아정	2008-8	손승현	삼기면 서두리 103-3		분쇄,용융	6		2008-11-21	2008-11-21	76
		㈜동우IRD	2009-9	홍상표	성당면 갈산리 331-3, 332		탄화,파쇄	65		2009-09-09	2009-09-09	0
		(유)해동환경	2012-2	김희수	낭산면 석천리 878	861-9600	파쇄	30		2012-04-17	2012-04-17	129,376
		㈜한일	2012-5	김진수	왕궁면 흥암리 560-20, 21	832-7830	파쇄	300		2012-05-31	2013-03-12	904
	정읍시	정읍남은음식물자원화(주)	2005-2	임윤영	영파동 240-4	531-3662	퇴비화시설	50		2005-01-26	2005-03-02	9,259
		태인산업(주)	97-4	김선옥	하북동 853-3	537-5727	사료화(유지제조)시설	40		1997-10-15	1998-05-05	2,192
		(유)세강알앤씨	2006-1	정선례	고부면 고부리 351-1	538-0047	분쇄,용융,압축시설	27		2006-05-10		1,133
		(유)승원산업	2002-1	이미선	북면 한교리 35-8	535-0107	용융시설	22		2001-11-16	2002-01-16	6,330
		㈜포리	97-1	송경선	덕천면 신월리 219	535-7956	반응시설	7		1997-12-26	1997-12-26	854
		천강	98-2	고민경	북면 태곡리 932-6	536-7277	용융시설	8		1998-05-11		863
		경남물산㈜	2001-1	양승례	감곡면 승방리 73-18	571-0084	분쇄시설	75		2001-03-07	2001-03-07	571
		아주산업	2001-3	김태민	옹동면 칠석리 488	535-1875	퇴비화시설	25		2001-03-19	2001-03-19	3,060
		화정바이오	2003-4	정영호	산외면 화죽리 490	537-5465	퇴비화시설	47		2003-07-12	2003-07-12	7,283

구 분		업체명	등록·관리번호	대표자	소재지	전화번호	시설명	처리능력 (톤/일)	설치비 (백만원)	허가(승인)일 (년.월.일)	사용시작일 (년.월.일)	2013년 처리량(톤)
시도	시군구											
전북	정읍시	한국바이오영농조합	2003-6	최공엽	북면 태곡리 929-1	538-1711	퇴비화시설	70		2003-09-17	2003-09-17	11,447
		(유)현영	2004-1	윤병원	감곡면 오주리 58-10	571-2215	분쇄·파쇄시설	885		2004-02-23	2004-02-23	797
		㈜보성	2004-7	이선석	북면 태곡리 928-3	533-7494	분쇄,용융,탈수시설	2		2004-09-03	2004-10-30	526
		(유)숲으로	2011-5	윤현영	신태인읍 신태인리 390-2	571-6705	파쇄시설	55		2005-10-17	2005-10-17	4
		(유)재원	2006-3	배병용	하북동 845-2	532-4799	용융,파쇄시설	18		2006-04-26		580
		㈜칠보환경개발	2007-2	강진만	하북동 155-27	537-4700	파쇄시설	96		2007-03-22	2007-03-22	1,634
		탑타이어	2009-9	김선덕	입암면 신면리 682		절단시설	3		2009-07-14		0
		㈜비디케이	2010-1	이응정	영파동 456	536-2003	반응,유수분리,정제시설	50		2010-01-12	2010-01-12	0
		㈜그린환경	2010-2	강수형	덕천면 달천리 817-5	536-5541	파쇄시설	80		2010-02-11	2010-02-11	401
		㈜에코솔루션	2010-4	이진환	북면 태곡리 931-1	538-2727	반응,정제,유수분리,농축시설	14		2010-03-11	2010-03-11	2,703
		(유)대신산업	2010-5	박경호	소성면 용정리 3-10		분쇄,용융,절단,압축시설	8		2010-04-12	2010-12-07	56
		동방산업	2011-2	유재득	정우면 수금리 783-1		분쇄,용융,절단시설	4		2011-01-19	2011-04-29	0
		㈜근화산업	2011-3	양순자	신태인읍 연정리 451	571-7579	분쇄,용융,절단시설	10		2011-04-08	2011-06-29	0
		농업회사법인(유)상천	2002-3	이영원	덕천면 달천리 879-4,878	536-3351	부숙토생산시설	80		2002-03-15	2012-06-05	26,277
		NS산업	2011-6	최락수	덕천면 하학리 556-5	538-0056	분쇄,용융,절단시설	5		2011-12-01	2012-05-14	0
		㈜그린바이텍(정읍)	2012-1	김성규	북면 태곡리 925	530-2921	사료화시설	324		2012-06-14	2012-07-18	21,471
		㈜코리아피앤비	2002-5	선일용	소성면 고교리 834-2	536-3013	분쇄,용융,절단시설	6		2002-03-12	2002-10-18	213
		㈜에스씨(정읍지점)	2008-1	정기호	2산단3길 7(하북동)	061-692-0046	반응,정제시설	23		2008-03-28	2008-04-11	0
		예원산업㈜	2004-9	김종수	2산단7길 21-1(하북동)		분쇄,용융,압축,소각시설	20		2003-10-06	2004-11-05	0
		㈜태곡유지	2013-3	장태일	북면 3산단4길 102	536-3314	사료및유지제조	50		2013-07-23	2013-08-01	0
	남원시	명성화학	2004-5	신이봉	광치농공1길 17-12(광치동)	633-8049	분쇄,용융시설	1	95	2004-09-13	2004-11-03	63
		(주)영풍세라믹	2010-4	김중호	광치농공1길 10(광치동)	625-0053	성형,건조시설	240	200	2011-07-23	2011-07-23	2,008
		(주)청진이엔씨	2013-3	임종은	남원시 주천면 중송길 66	625-9000	분쇄,건조,용융시설	128	2,000	2013-06-04	2013-06-07	105
		(주)성우기업	2010-2	조미향	남원시 대산면 감성2길 6	634-5252	분쇄, 압출시설	10	50	2011-07-23	2011-07-23	196
		미성세라믹	2013-2	이명환	남원시 요천로 1919 (고죽동)		분쇄,탈수시설	4	50	2013-03-27	2013-06-05	605
		남원벽돌	2013-4	강은경	남원시 송동면 용투산로 793	625-2455	성형시설	42	500	2013-08-07	2013-08-09	0
		태성스틸자원	2013-5	최병우	남원시 쑥고개로 109 (노암동)	636-7418	절단,탈피시설	5	50	2013-12-12	2013-12-23	0
		(유)남원수지	2013-6	김종석	남원시 대산면 대사로 196	634-5252	분쇄,탈수,용융시설	16	2,000	2013-12-20	2013-12-20	0

구 분		업체명	등록·관리번호	대표자	소재지	전화번호	시설명	처리능력 (톤/일)	설치비 (백만원)	허가(승인)일 (년.월.일)	사용시작일 (년.월.일)	2013년 처리량(톤)
시도	시군구											
전북	남원시	농업회사법인(주)비이티	2006-1	허인구	남원시 대강면 섬진로 1200-27	635-8992	퇴비화시설	49	500	2011-07-23	2011-07-23	2,738
	김제시	(유)번창산업	7	함순호	오정동 170-25	547-5254	파쇄,분쇄,용융,압축	5		1992-07-06	1992-07-06	0
		백산환경	8	한복여	백산면 조종리 650-1	547-6195	파쇄,절단,용융	9		1994-12-02	1994-12-02	104
		(유)한일연와	9	유승완	용지면 효정리 426-10	546-0570		61		1999-11-01	1999-11-01	1,923
		형진화학	10	이동일	용지면 용암리 12-52	547-7863	파쇄,용융	5		2000-03-22	2000-03-22	6,950
		용산화학	11	김승수	용지면 효정리 505	547-8661	분쇄,탈수,용융시설	14		1998-09-30	1998-09-30	141
		(유)동남산업	13	김종선	오정동 332	546-7900	분쇄, 용융	1		1999-09-30	1999-09-30	8
		(유)금성상공	14	진성우	오정동 170-28	546-7755	사료화시설	5		1999-09-17	1999-09-17	2,455
		㈜상림	15	이원창	용지면 장신리 383-2	542-3536	퇴비화시설	107		2000-03-06	2000-03-06	14,263
		삼호유비	16	김영태	용지면 신정리 52-33	545-3533	퇴비화시설	4		2000-03-07	2000-03-07	7,289
		(유)희성이엔텍	17	최숙자	용지면 신정리 200-7	543-2410	퇴비화시설	195		2000-03-07	2000-03-07	31,106
		㈜대양스치로폴	24	곽의상	백구면 백구리 553,557-2,637-63	543-0800	파쇄	2		2002-08-08	2002-08-08	361
		㈜창경	25	허보윤	하흥로 413(흥사동)	547-6005	파쇄,분쇄	5		2002-09-27	2002-09-27	122
		(주)중앙벽돌	26	곽재영	용지면 용암리 86-55	543-4647		134		2002-12-12	2002-12-12	18,495
		㈜동화	27	최광현	흥사동 202-4	545-1929	절단	0		2002-12-24	2002-12-24	312
		(주)농협목우촌비료사업소	28	사업소장	백산면 부거리 800-1	546-0595	퇴비화시설	3		2003-04-25	2003-04-25	21
		백구자연농장	29	전임식	백구면 마산리 227-5 ,6 [사무실:덕진구 용정동281-38 큰길주유소]	211-2520	지렁이 사육시설	7		2003-06-24	2003-06-24	490
		신흥영농조합	30	김지영	용지면 용수리 664-1	544-6245	퇴비화시설	54		2003-08-21	2003-08-21	10,113
		(유)백제산업	31	김성민	용지면 와룡리565	543-0738	분쇄,성형	7		2004-03-17	2004-03-17	161
		그린이엔티㈜	32	최향임	용지면 신정리680-9	543-7202	파쇄	60		2004-06-10	2004-06-10	1,030
		그린이엔티㈜	5	최향임	용지면 신정리 580-1	543-7202	탈수, 기계식재활용시설	60		2006-02-09	2006-02-09	14,345
		㈜삼기엔텍	38	강성순	성덕면 성덕리 8-2외1필지	544-2761	파쇄, 용융	2		2007-09-17	2007-09-17	0
		대원산업	39	이광용	백산면 수록리 293-7	546-4949	용융, 분쇄	11		2007-10-18	2007-10-18	643
		(유)효성환경	40	조봉오	오정동 170-12	547-0728	성형	5		2008-01-03	2008-01-03	800
		(유)희성산업 김제지점	44	유문선	용지면 신정리 199	543-2410	퇴비화시설	13		2008-07-18	2008-07-18	0
		(유)에이엔티	45	이재혁	오정동 170-7	542-8307	분쇄,용융,압출	80		2008-09-12	2008-09-12	500
		(유)세웅바이오	46	김선희	월성동 491-17외2번지	545-1210	용융,분리,반응,혼합	9		2008-09-18	2008-09-18	117
		㈜신한유리	47	차준구	황산면 봉월리 1-13	546-6200	분쇄, 선별	32		2008-12-03	2008-12-03	2,171

구 분		업체명	등록·관리번호	대표자	소재지	전화번호	시설명	처리능력 (톤/일)	설치비 (백만원)	허가(승인)일 (년.월.일)	사용시작일 (년.월.일)	2013년 처리량(톤)
시도	시군구											
전북	김제시	㈜그린	49	안성국	용지면 신정리 580-1	543-7204	분쇄, 탈수	50		2009-04-16	2009-04-16	1,307
		㈜용산화학	50	김승수	상동동 39	547-8661	분쇄,탈수,용융,절단	14		2009-08-21	2009-08-21	3,448
		(유)한스	52	이근호	흥사동 205-2	548-6000	압축	1		2009-11-05	2009-11-05	0
		(유)에스에이코리아	55	김종진	백산면 수록리 70-3		분쇄	40		2010-03-09	2010-03-09	1,007
		칠성산업	60	김형신	연정동 87-3		절단, 압축	1		2011-03-02	2011-03-02	0
		(유)흥림환경	12	장송자	용지면 와룡리478-5	542-1417	분쇄, 선별	21		2000-08-21	2000-08-21	312
		(유)세진바이오	18	김병기	성덕면 대석리 21-1	545-6262	퇴비화시설	14		2000-06-07	2000-06-07	2,050
		(유)푸른솔케미칼 김제지점	19	허인호	만경읍 소토리 382-2		퇴비화시설	38		2001-02-22	2001-02-22	1,205
		희망산업	20	추장호	황산면 남산리 366-3	547-0121	파쇄	8		2001-06-23	2001-06-23	391
		토우세라믹	21	박종진	황산면 진흥리 2-55	546-0082		14		2001-11-07	2001-11-07	16,473
		㈜엘림	22	이준수	명덕동 725	547-1264	파쇄, 탈수	2		2000-12-06	2000-12-06	411
		㈜세경	23	김요환	백구면 반월리 503-16		분쇄, 용융, 탈수	5		2001-12-29	2001-12-29	660
		(유)대신신재생산업	34	김동수	용지면 용암리86-59	545-2141	파쇄,분쇄,용융,선별	130		2005-04-12	2005-04-12	17,346
		금성산업	36	김오환	백구면 반월리 503-12		파쇄, 용융	5		2005-10-27	2005-10-27	0
		두영수지	37	왕두희	공덕면 황산리 920-3	545-4773	파쇄,용융,절단	9		2005-12-16	2005-12-16	695
		용준수지	53	이재천	금구면 서도리 461-1	545-9404	용융	15		2009-12-03	2009-12-03	83
		평화프라스틱	59	최희정	난봉동 131-1, 131-2,136-7	583-8335	분쇄,절단,용융	4		2011-05-09	2011-05-09	668
		인선이엔티㈜전주	33	김대봉	금구면 광현1길 84-36	547-7707	파쇄	17		2004-07-21	2004-07-21	46
		전북양계유기질비료공장	43	이만복	용지면 용수리 667-3	542-8128	퇴비화시설	100		2008-01-21	2008-01-21	0
		자연영농조합법인	48	김용호	용지면 용암리 20-9.-208.-209	545-1050	퇴비화시설	3		2009-03-20	2009-03-20	0
		(유)대한환경	4	이형룡	금구면 용지리 63-1	542-0653	파쇄, 건조	3		2005-10-11	2005-10-11	10,485
	완주군	(유)태현환경	재생5호 (1997.03.20)	송애영	소양면 해월리 368-3	241-7909	선별,발효	300	95	1997-03-20	1997-03-20	39,792
		㈜현대산업	중-4호 (1997.07.28)	박종대	소양면 해월리 289-3	244-7595	선별,발효	700	95	1997-03-28	1997-03-28	28,056
		㈜농우	재생6호 (1998.06.18)	윤여모	비봉면 백도리 360	261-0123	선별,발효	300	85	1998-06-18	1998-06-18	72,965
		(유)신동진산업	2000-24(2000.8.14)	최일권	봉동읍 장구리 366-3	263-3800	파쇄,혼합	50	80	2000-08-14	2000-08-14	23,571
	순창군	자연퇴비영농조합법인	2012-4	김성묵	순창군 인계면 노동리 485-1	652-8999	퇴비화	40		2012-10-8	2012-10-12	5,126
	고창군	명산유지	2012-1	최덕규	고창군 고수면 고수농공단지길 42	063-564-2314	정제시설(추출)	1		41179		0
							정제시설(분리)	1				

구 분		업체명	등록·관리번호	대표자	소재지	전화번호	시설명	처리능력 (톤/일)	설치비 (백만원)	허가(승인)일 (년.월.일)	사용시작일 (년.월.일)	2013년 처리량(톤)
시도	시군구											
전북	고창군	금성케미칼	2013-1	김종욱	고창군 아산면 아산농공단지길 28	063-564-9600	파쇄 분쇄시설	2	1800	41479		264
							용융 용해시설	1				
		㈜동남방이오	2013-2	김정완	고창군 성송면 덕림정동길 313-106	063-564-1442	퇴비화시설	10		2013-11-20		49
전남	소계	134 업체						30,816	116,257			5,848,688
	여수시	㈜태승	2011-02	최종길	여수시 율촌면 신풍리 894-15	061-685-7448	압축시설,파쇄시설	84	1,500	2004-10-27	2004-10-27	8,639
		㈜우성하이텍	2011-04	이행덕	대평길 22(해산동)	692-2367	파쇄시설	1	15	2010-10-07	2010-10-07	127
		고려자원	2012-01	김미애	율촌면취적리82	692-2289	파쇄시설	3	15	2012-01-03	2012-01-16	0
		(유)동진자원환경	2012-02	최경모	여수시 상암동 972-2	061-686-8878	절단시설	3	40	2008-07-31	2008-07-31	25
		㈜상명수지	2012-03	손형동	화양면창무리78-1	683-6464	성형,분쇄	20	490	1999-12-15	1999-12-15	3,061
		㈜충무비철	2012-04	최정광	월하동584-1	686-2552	절단시설	4	40	2007-08-10	2007-08-10	0
		정원산업(주)	2012-05	강성화	소라면 복산리 609-3	686-8676	파쇄.분쇄	50	470	2002-09-04	2002-09-04	6,030
		㈜육일씨엔에쓰	2012-06	구자옥	삼암로 874	683-1920	성형,분쇄	25	450	1997-05-26	1997-05-26	3,944
		koreaS&C	2012-07	최치열	여수시 화치동 1325	061-692-4831	분쇄	10	15	2006-12-08	2006-12-08	116
		우남수산	2012-08	박석남	망양로 435-13 (만흥동)	651-9962	압축시설,분쇄시설	60	1,200	1994-07-08	1994-07-08	18,508
		정화케미칼	2012-09	류완형	망양로 435-5(만흥동)	651-1877	분쇄,절단,성형	24	410	2004-09-23	2004-09-23	3,201
		㈜신승오앤에프여수지점	2012-10	석재민	여수산단로 1477(낙포동)	692-3408	소성로,성형시설	240	350	1994-12-21	1994-12-21	34,147
		㈜대웅	2012-11	대표이사	율촌면 여순로 827	692-4777	혼합시설	720	1,000	2007-12-28	2007-12-28	230,183
		㈜삼우산업	2012-12	구자봉	소라면대곡길 24-3	692-1601	건조,용융	11	500	2010-05-04	2010-05-04	1,536
		재생산업	2012-13	이춘항	화양면화양로1121-30	685-8440	분쇄,성형	37	1,800	2004-07-01	2004-07-01	3,029
		㈜창명수지	2012-14	윤지연	율촌면 취적1길 39-137	682-3773	분쇄,성형	8	600	2011-04-14	2011-04-14	48
		㈜유진	2013-15	대표이사	여수시 망양로 514-16(오천동)	651-9211	퇴비화시설	5	333	2006-09-06	2006-12-04	601
		㈜한진산업	2013-04	곽한용	여수시 망양로 437(만흥동)	651-9812	증발,농축,유수분리시설	5	150	2003-01-01	2003-01-01	176
		㈜무일화성	2012-17	대표이사	여수산단로 237(월하동)	690-9490	분쇄,성형,절단	9	300	2013-03-05	2013-03-05	0
		한중케미칼	2013-12	허인종	율촌면 여순로 529-15	686-2545	분쇄,성형	20	300	2013-10-25	2013-10-25	62
		한국산업	2013-14	최순옥	여수산산1로 342-36(화치동)	692-5900	파쇄,성형	1	50	2009-12-01	2009-12-01	115
		시에스코	2013-03	박애숙	여수산다노 86-62(주삼동)	691-7222	파쇄,분쇄	3	10	2009-05-01	2005-05-01	11
		광일기업㈜여수공장	2013-01	김원호	소라면 대포리 809-1	792-5000	분쇄,선별	50	50	2013-02-15	2013-02-15	330
		㈜케미렉스	2013-06	심재윤	율촌면 구암1길 1-59	685-9961	용해,건조,성형	5	200	2000-07-29	2000-07-09	489

구 분		업체명	등록·관리번호	대표자	소재지	전화번호	시설명	처리능력 (톤/일)	설치비 (백만원)	허가(승인)일 (년.월.일)	사용시작일 (년.월.일)	2013년 처리량(톤)
시도	시군구											
전남	여수시	유성수지	2013-05	범숙희	대평길 32(해산동)	692-2026	파쇄,성형	7	200	1994-08-12	1994-08-12	1,470
		㈜제이켐	2013-10	대표이사	여수산단1로 342-29(화치동)	692-0599	분쇄,절단,용융	30	400	2007-04-01	2007-04-01	2,506
		㈜윈플라텍	2014-01	대표이사	화양면 화양로 1121-20	682-6590	분쇄,용융	16	600	2004-07-01	2004-07-01	1,194
		㈜케이씨씨 여천공장	2014-2	정몽익,정몽진	상암로 830-7(낙포동)	680-7800	건조,소성,분쇄,성형,절단	2,160	20,000	1999-12-15	1999-12-15	103,701
	순천시	㈜영광산업	제201200002호	김진영	순천시 서면 대구2구길 14	755-2102	파쇄·분쇄시설	128	100	2012-07-17	1997-10-29	11,632
		전진환경㈜2공장	제2008-2호	장철수	순천시 명말1길 79(연향동)	741-7711	파쇄·분쇄시설	160	400	2008-10-28	2008-10-28	4,053
		주영에스티에스㈜	제2007-7호	김송일	순천시 주암면 주석로 290-8	752-7700	정제, 파쇄·분쇄시설	80	200	2012-01-19	2012-01-23	10,426
		대창기업㈜	제201200003호	오형봉	순천시 해룡면 홍내교길 222	723-2794	사료화, 소멸화, 퇴비화, 부숙토생산시설	50	450	2012-02-27	2006-01-01	23,064
		부성자원	제201200005호	강호 외1인	순천시 서면 청소길 147	751-8687	파쇄·분쇄, 탈수·건조시설	3	400	2011-02-09	2011-03-03	103
		이맥바이오(주)	제2011-9호	임대재	순천시 서면 곰배미길 63	755-7295	반응, 탈수·건조시설	32	400	2012-08-09	2011-09-27	84
		대동이엔티㈜	제201300002호	나기윤	순천시 서면 매천로 421	755-9087	파쇄·분쇄, 절단, 원형분쇄성형시설	152	450	2013-02-27	2013-02-27	2,412
		그린케미칼(주)	제2009-12호	지안준	순천시 주암면 주석로 290-41	755-3546	파쇄·분쇄, 세척, 탈수·건조, 압축·압출·성형·주조, 절단시설	3	300	2013-08-27	2013-08-27	227
		(주)제이앤엠	제2011-3호	유일곤	순천시 서면 순천로 781	755-7842	정제, 분리, 반응, 여과시설	3	200	2013-12-30	2014-01-15	-
		(주)정인산업	제2008-15호	윤영철	순천시 서면 산단2길 85	755-8607	용융, 절단, 파쇄·분쇄, 탈수·건조시설	16	250	2013-10-30	2008-09-16	4,082
		백진환경(자)	제201300008호	유희찬	순천시 대룡길 10(대룡동)	742-6701	파쇄·분쇄, 압축·압출·성형·주조	10	300	2013-11-25	2013-11-25	4
		(주)동성포리머	제201300011호	김정민	순천시 별량면 금치길 14	742-9091	파쇄·분쇄, 건조시설	10	400	2013-11-28	2013-12-17	1,527
		㈜청강	제2006-10호	김종훈	해룡면 구동길 33	724-2237	파쇄, 선별시설	5	200	2006-06-27	2006-09-05	639
		티지에프㈜	제2007-1호	강용일	주암면 주석로 290-9	755-4600	파쇄·분쇄, 탈수, 압축·압출·성형·주조	25	200	2009-10-22	1996-04-08	-
		(유)유창기업	제2004-24호	정선균	순천시 주암면 오산리 103-6번지	754-7511	파쇄·분쇄, 탈수, 압축·압출·성형·주조	3	200	2004-06-04	2001-08-27	255
		호남산업㈜	제2008-5호	김상헌	서면 매천로 209	755-7782	파쇄시설	5	200	2008-04-16	2008-04-16	332
	광양시	구양실업㈜	제12호	최석림	전남 광양시 진상면 비평리 12-1	061-775-5110	건조,성형	245	215	1992-05-07	1992-05-07	87,900
		대광기업	제2010-2호	홍금숙	전남 광양시 성황동 29-8	061-795-7012	파쇄,압축	44	140	2010-03-25	2010-03-26	2,575
		대창기업	제2010-6호	황승훈	전남 광양시 태인동 303-83	061-791-9907	처리시설외 처리승인	800	0	2009-03-30	2009-03-30	389
		대한시멘트㈜	제1993-10호	대표이사	전남 광양시 태인동 1657-14	061-792-6221	분쇄	127	50	2003-08-28	2003-08-28	2,347
		동양시멘트㈜광양슬래그공장	제1995-20호	대표이사	전남 광양시 태인동 1659-1	061-795-1541	분쇄	27	30	1995-08-02	1995-08-02	7,007
		부국산업㈜	제1995-14호	남상규	전남 광양시 금호동 859	061-798-9200	파쇄, 건조	12,000	13,000	1994-03-02	1994-03-02	3,566,394
		조선내화㈜	제2000-3호	대표이사	전남 광양시 태인동 1657-9	061-798-8102	분쇄, 성형	200	202	2000-05-09	2000-05-09	65
		㈜내쇼날메탈코퍼레이션	제2009-9호	신흥식	전남 광양시 옥곡면 신금리 956		분쇄	160	30	2009-09-04	2009-09-04	9,497

구 분		업체명	등록·관리번호	대표자	소재지	전화번호	시설명	처리능력 (톤/일)	설치비 (백만원)	허가(승인)일 (년.월.일)	사용시작일 (년.월.일)	2013년 처리량(톤)
시도	시군구											
전남	광양시	㈜리스텍비즈	제2012-6호	대표이사	전남 광양시 금호동 859	061-797-2000	반응	60	3,400	2012-07-11	2012-07-11	4
		㈜삼영산업	제2003-1호	조상진	전남 광양시 태인동 1657-13	061-792-7282	파쇄, 건조	166	150	2003-02-05	2003-02-06	690
		㈜에스아이씨	제2010-8호	대표이사	전남 광양시 광양읍 초남리 324-1	061-763-9669	건조, 성형	140	1,800	2010-11-10	2010-11-10	518
		㈜이레코	제2006-4호	대표이사	전남 광양시 금호동 857	061-792-5095	건조, 성형	613	40	2006-07-24	2006-07-24	99,460
		㈜제철세라믹	제1988-04호	대표이사	전남 광양시 태인동 1659-1	061-791-1850	분쇄	110	30	1988-11-21	1988-11-21	0
		㈜조선내화이엔지	제26호	대표이사	전남 광양시 금호동 886	061-792-3580	분쇄, 건조	536	8,200	2000-09-29	2000-09-29	151,660
		㈜진평	제2008-4호	대표이사	전남 광양시 제철로 2148-97(금호동)	061-792-9838	건조, 성형	2,280	700	2009-06-19	2009-06-19	217,493
		㈜케이에스티	제2012-11호	대표이사	전남 광양시 광양읍 초남리 747	061-762-7721	건조, 성형	400	1,500	2012-08-22	2012-08-22	106
		㈜프라임테크	제1994-14호	천필지	전남 광양시 금호동 859	061-794-5260	건조, 분쇄	468	3,500	1999-12-15	1999-12-15	144,795
		㈜피엔알	제2011-5호	대표이사	전남 광양시 금호동 884	061-795-1134	반응, 건조, 분쇄, 성형	600	3,500	2011-04-04	2011-04-18	202,668
		㈜한빛바이오	제2004-1호	양일영	전남 광양시 봉강면 석사리 913	061-763-9730	사료화	1	80	2004-08-24	2004-08-24	0
		㈜한테크	제1995-12호	김승만	전남 광양시 태인동 1657-1	061-792-2300	파쇄	110	100	1992-08-19	1992-08-19	0
		㈜MRC(1공장)	제2012-13호	대표이사	전남 광양시 제철로 2148-33(금호동)	061-795-1840	파쇄, 성형	607	3,100	1997-09-09	1997-09-09	213,255
		㈜MRC(2공장)	제2012-12호	대표이사	전남 광양시 제철로 2148-97(금호동)	061-795-1844	파쇄, 성형	903	3,600	1998-11-28	1998-11-28	230,701
		태광종합상사	제2011-5호	김선영	전남 광양시 광양읍 칠성리 1001-13	061-794-2846	처리시설외 처리승인	2	0	2011-10-13	2011-10-13	12
		한남시멘트㈜	제2012-19호	대표이사	전남 광양시 태인3길 33(태인동)	061-798-8503	분쇄, 건조	984	350	1988-09-04	1988-09-04	94,607
		해아래환경자원	제2009-1호	황은옥	전남 광양시 봉강면 석사리 1170-1	061-763-8090	파쇄, 압축, 성형	34	400	2009-06-04	2009-06-04	2,678
		호남석회공업㈜	제2012-7호	신흥수	전남 광양시 진월면 월길리 1393-7	061-952-7851	건조, 성형	900	2,500	2003-06-05	2003-06-05	124,278
	곡성군	(유)에원	408-81-59534	강동훈	석곡면 연반리 743	061-362-3630	용융시설	25	200	2011-12-23	2011-12-23	1,900
		제일화학	108-15-70482	이종심	목사동면 동암리 150-1	061-362-3260	용융시설	40	100	2012-10-09	2012-10-09	569
		㈜영광	408-81-59548	김종승	석곡면 연반리 743-1	061-363-6714	용융시설	12	250	2012-07-03	2012-07-03	2,543
	화순군	㈜신아에이치에스	2005-11	정현석	춘양면가봉리 943-1	372-7772	파쇄분쇄시설	1,200	200	2005-09-22	2005-09-22	81
		능성영농조합법인	2004-05	조동기	이양면 용반리 273	373-2442	퇴비화시설	20	22	2004-11-30	2004-11-30	3,388
		화신산업환경	2006-05	박생수,오창수	춘양면 가봉리 471	062-385-0745	파쇄분쇄시설, 용융시설	10	53	2006-06-05	2006-06-07	0
		그린에코바이오㈜	2007-05	송행근	화순읍 다지리 577-10	374-7900	사료화시설	200	1,200	2006-06-02	2007-01-29	2,372
		도곡파프리카영농조합법인	2012-01	문형윤	도곡면 월곡리 1068-2	372-4086	소각시설	1	150	2012-03-12	2012-03-15	41
		엘림주식회사	2003-02	대표이사	이양면 강성리 32-1	373-0674	파쇄분쇄시설, 탈수시설	2	54	2003-04-18	2003-04-18	213
		세정산업㈜	2005-01	대표이사	이양면 품평리 1198	371-2333	파쇄분쇄시설	40	2,500	2005-01-07	2005-01-07	7,694

구 분		업체명	등록·관리번호	대표자	소재지	전화번호	시설명	처리능력 (톤/일)	설치비 (백만원)	허가(승인)일 (년.월.일)	사용시작일 (년.월.일)	2013년 처리량(톤)
시도	시군구											
전남	화순군	신흥산업	2005-15	조영승	화순읍 다지리 676-6	372-9988	용융시설	12	20	2005-12-07	2005-12-07	1,800
		현주네농장	2006-02	김재승	도곡면 효산리 1268-5		사료화, 퇴비화시설	11	10	2006-02-10	2006-02-10	877
		현주네농장(2)	2007-03	김재승	도곡면 평리 624-2,624-3		사료화, 퇴비화시설	10	10	2007-02-09	2007-02-09	868
		오륜기업㈜	2009-04	박희영	동면 운농리 1037	371-5100	용융시설	12	40	2009-05-27	2009-05-27	7
		㈜장호	2009-06	대표이사	동면 대포리 1061	371-6861	용융시설	2	60	2009-07-22	2009-07-02	791
		에스케이임업㈜	2009-07	김영남	이양면 오류리 706	372-2870	파쇄분쇄시설	20	132	2009-09-09	2009-09-16	0
		엘림테크	2010-05	김용주	능주면 잠정리 469-1		파쇄분쇄, 탈수/건조, 용융시설	4	500	2010-08-13	2010-10-21	498
		주식회사 가인	2010-04	조중익	도곡면 대곡리 458		파쇄분쇄, 용융시설	27	250	2010-10-05	2010-10-21	0
		새터	2004-02	김종만	청풍면 한지리 3-2	373-5330	퇴비화시설	5	100	2004-06-18	2004-06-18	0
		한영타이어	2000-02	박재완	도곡면 대곡리 264	372-0245	압축시설, 성형시설	32	50	1996-08-09	1996-08-09	926
	장흥군	(유)제이앤케이환경개발	2008-1 (2008.11.04)	이영달	장평면 봉림리 397	864-9119	용융	46	150	2008-11-04	2008-11-28	827
		㈜화신자원	2012-03 (2012.12.18)	주창운	장평면 봉림리 369-3		용융	5	800	2012-12-18	2012-12-18	0
		정남진장흥농업협동조합	2004-01 (2013.07.29)	조합장	안양면 학송리 39	863-1301	파쇄	104	300	2013-07-29	2013-07-29	0
		목인산업	2008-02 (2013.07.23)	송성철	장흥읍 덕제리 23-1		퇴비화시설	160	300	2013-07-23	2013-07-23	1,200
		농업회사법 인상천라이프	2013-01 (2013.04.29)	이영원	장평면 고정길 26	864-3351	사료화시설	40	300	2013-04-29	2013-04-29	81
		흙고운세상	2013-2 (2013.07.23)	김철수	장평면 두봉리 622-5	862-2080	파쇄	30	300	2013-07-23	2013-07-23	0
	강진군	㈜남도농산	2013-4	전병하	강진군 작천면 홍교로 173-12	432-6262	파쇄,분쇄	50	3,000	2013-07-23	2013-07-23	8,441
		㈜전남사료	2013-5	신규태	강진군 성전면 도림로 32	433-8303	사료화	18	1,000	2013-07-26	2013-07-26	822
		동광전업㈜	2013-6	김연우,김양술	강진군 강진읍 학명리 768	432-8871	파쇄,분쇄	160	120	2013-07-30	2013-07-30	0
	영암군	㈜지엘환경산업	21 (06.3.10)	이영달	삼호읍 난전리 1716-3	464-9913	파쇄,분쇄 시설	400	310	2006-03-10	2006-03-14	2,280
		(유)호남자원재생	38	김종식	시종면 신학리 912-5	471-8780	퇴비화시설	98	30	2008-01-14	2008-01-14	16,380
		(유)천하환경	39	김보훈	삼호읍 동호리 1029-1034	464-3000	파쇄, 분쇄	45	73	2003-09-08	2003-09-08	617
		㈜한빛산업	40	정광운	삼호읍 난전리 1716-7	464-7205	분쇄	7	60	2005-10-13	2005-10-14	406
		성화(유)	41	허종균	삼호읍 감치길 82	464-3333	분쇄, 용융	24	115	2004-09-08	2006-09-22	809
		보워터코리아	42	조정훈	삼호읍 난전리 1694-1	460-6211	소각, 파쇄	126	10,016	2012-04-19	1997-02-05	63
		로하스코㈜	43	장병윤	신북면 예향로 2067	471-9211	퇴비화시설	35	600	2007-01-24	2007-01-24	60
		(유)yk환경	44	김종희	미암면 춘동리 171-32	472-5050	소각	3	1,250	2012-06-28	2012-06-30	604
		(유)금강환경	45	박종남	삼호읍 백야길 29-206	464-2000	분쇄	80	100	2006-12-15	2006-12-15	216

구 분		업체명	등록·관리번호	대표자	소재지	전화번호	시설명	처리능력 (톤/일)	설치비 (백만원)	허가(승인)일 (년.월.일)	사용시작일 (년.월.일)	2013년 처리량(톤)
시도	시군구											
전남	영암군	팜드림산업	47	김정현	군서면 군서공단로 60-23	472-8005	퇴비화시설	40	500	2012-12-28	2013-07-09	172
		씨알유기농영농조합법인	4	정은정	시종면 신학리 912-7	473-3347	퇴비화(발효시설)	50	-	1994-07-14	1994-07-14	16,447
		농업회사법인 조은산업	52	문미경	시종면 구산리 998	471-9797	퇴비화(발효시설)	55	0	2004-05-11	2004-09-08	9,360
		신화수지	54	백승순	군서면 월곡리 838	471-0103	분쇄 용융	3	150	2011-07-25	2011-06-30	70
		한산세라믹	56	최진만	삼호읍 삼포리 353-1		파쇄,성형,탄화	15	2000	2013-12-26	2014-04-30	0
	무안군	향토영농조합법인	12 (2003.11.21)	박은희	무안군 운남면 연리 1362-1	453-8007	퇴비화	41	437	2003-11-21	2003-11-21	1,795
		㈜토산산업	2012-3 (2012.11.14)	박창진	무안군 현경면 동산리 184-8	372-0755	퇴비화	63	100	2012-11-16	2012-11-20	2,050
	함평군	㈜광복유지	1	박삼찬	학교면 죽정리 85-9	061-322-4792	용해시설	60	800	1997-10-27	1997-10-27	19,447
		덕원산업	2	방정이	학교면 죽정리 40-2	061-323-1955	사료화시설	25	700	1999-09-10	1999-09-10	3,469
		㈜대림환경	6	채정선	학교면 죽정리 1076-16	061-322-7203	용융시설	16	100	2008-02-21	2008-02-21	722
		농업회사법인 (유)호남지렁이농장	14	김순이	손불면 궁산리 361-2		퇴비화시설	14	700	2013-05-20	2013-05-23	26
		대한타이어공업㈜	15	박종혁	월야면 백야길 88-70	061-323-5201	용융시설	14	1,200	2013-07-23	2013-07-31	2,517
		플러버㈜	16	문연향	월야면 외치리 453-7	061-323-5201	용융시설	10	500	2013-10-25	2013-11-14	1,998
		한솔엔프라	17	윤선영	월야면 외치리 332-16	062-943-1904	분쇄시설	10	300	2013-11-13	2013-11-19	520
	영광군	중앙환경산업	3_1	이우연	대마면 월산리 561-8	352-9256	퇴비화	22	150	2011-12-27	2011-12-27	5,088
		대성기업사	3_2	유홍열	군서면 만곡리 481-9	353-0063	용융,성형	2	120	2013-07-30	2013-07-30	255
	장성군	세온엔텍㈜	2009-6호	오남승	삼서면 우치리 522-35	395-0105	파쇄시설	80	60	2009-12-18	2010-07-30	5,683
		㈜전주에너지	2009-5호	장만천	삼계면 부성리 692-1	390-8922	분쇄,성형시설	80	300	2009-09-30	2011-01-18	59,149
		㈜우성산업	2003-4호	대표이사	북일면 신흥리 98	393-4458	분쇄,성형시설	18	50	2003-11-21	2010-07-05	197
		호남권리사이클링센타㈜	2008-1호	김현홍	삼계면 월연리 106-3	393-0872	분쇄, 압축시설	80	200	2008-01-28	2008-01-28	14,776
		㈜대운	2011-3호	판슈링	삼계면 부성리 787-2	393-9877	분쇄,성형시설	12	50	2011-08-26	2011-08-18	93
		㈜선진화학	2010-3호	최혜선	황룡면 와룡리 516-1	392-8394	분쇄,성형시설	10	50	2010-03-17	2010-08-05	1,310
		㈜동해플라스틱	1998-2호	김말순	동화면 남산리 180-1	392-8756	분쇄,성형시설	50	50	2004-12-13	2004-12-13	1,048
		(유)한재플라스틱	2008-2호	김행범	동화면 월산리 766	392-0797	분쇄,성형시설	10	30	2008-01-30	2008-01-30	3,295
		㈜대율플라스틱	1998-3호	김복현	서삼면 송현리 127	393-6832	분쇄,성형시설	8	30	1998-11-28	1998-11-28	91
		㈜에코에너지	2012-2호	김성미	삼계면 번창길 49	395-5300	파쇄시설	100	200	2012-12-27	2012-12-27	552
경북	소계	651 개소						42,404	212,112			5,560,752
	포항시	㈜유니온 포항공장	포-182	이건영	남구 대송면 옥명리 547,548	278-6241	건조	100	12,000	2007-03-28	2007-11-26	0

구 분		업체명	등록·관리번호	대표자	소재지	전화번호	시설명	처리능력 (톤/일)	설치비 (백만원)	허가(승인)일 (년.월.일)	사용시작일 (년.월.일)	2013년 처리량(톤)
시도	시군구											
경북	포항시	동서자원㈜	포-164	임성숙	남구 대송면 옥명리 574-3	278-7543	건조	280	650	2004-11-12	2004-11-12	3,107
		삼창기업㈜	포-94	최순용	남구 연일읍 오천리 179-7	285-7676	건조	24	48	2000-09-19	2000-09-28	1,092
		조령산업㈜	포-91호	김현수	남구 장흥동 1825	277-1060	건조	660	841	2000-08-25	2000-08-25	121,908
		천세철강㈜	06-82	이경훈	남구 대송면 옥명리 557-1	286-0127	선별	240	55	2006-10-24	2007-03-12	16,721
		삼보리소스㈜포항공장	포-101	김병구	남구 장흥동 1858	278-5494	파쇄	280	33	2001-06-01	2001-06-01	56,451
		동일산업㈜	04-41	오순택	남구 장흥동 800	285-3201	파쇄/분쇄	1,000	2,000	1997-01-10	1997-03-11	66,144
		㈜네비엔	포-179	이승재	남구 대송면 송동리 850	278-6774	파쇄	96	150	1997-02-06	1997-02-06	0
		㈜협화	98-02	김재룡	남구 괴동 1001	272-5072	파쇄	880	1,500	1998-01-02	1998-01-02	36,603
		㈜파인이엔텍	포-122호	조원호	북구 청하면 하대리 559-24	231-8811	파쇄	48	712	2002-03-30	2002-03-30	14,450
		대일자원개발㈜	16	윤승희	남구 오천읍 문덕리 1348-2	272-7474	파쇄,분쇄	216	5,000	2007-12-28	2007-12-28	9,857
		대화산업㈜	29	최석범	남구 동해면 상정3리 77-3	292-3837	파쇄,분쇄	242	120	2000-08-04	2000-08-04	65,774
		㈜대준기업	28	이순자	북구 흥해읍 용천리 1141-11	262-4561	파쇄,분쇄	144	37	2007-04-02	2007-07-12	0
		㈜이노그린	23	이무형	남구 연일읍 오천리 181-20	285-6114	분쇄	292	500	2006-05-11	2006-07-07	48,736
		한일시멘트㈜	32	원인상	남구 장흥동 140-1	286-0746	파쇄,분쇄	100	300	2000-05-13	2004-03-12	17,688
		㈜금홍	11	선유환	남구 오천읍 문덕리1351-10	276-8241	파쇄	198	300	2009-01-07	2009-01-22	2,224
		㈜레스코	20	최운환	남구 송정동 397	283-7930	고형화	1,310	2,473	2000-09-19	2002-12-06	145,988
		㈜동림	04-17	여영희	남구 장흥동 1839	278-5588	건조	304	1,500	2004-09-03	2004-09-03	41,890
		㈜에스엔지	24	김영진	남구 동촌동 5	274-7514	파쇄	1,659	500	2007-02-02	2007-05-01	1,737,904
		㈜세기	30	윤주돈	남구 장흥동 1876	278-4020	파쇄	242	1,116	2003-11-21	2003-11-21	0
		화성케미칼	포-192	김용진	북구 청하면 미남리 333	241-8811	분쇄	20	150	2010-08-30	2012-12-15	187
		㈜동아에이앤씨	3	최홍섭	남구 괴동 927-5	285-1369	파쇄	1,200	800	2004-07-29	2004-07-29	271,411
		㈜우창산업	4	김병철	남구 오천읍 문덕리 623-1	293-0218	분쇄,파쇄	80	4	2011-11-25	2011-12-05	635
		㈜디에스아이	7	김윤수	남구 호동 580	278-4600	파쇄	368	40	2003-01-30	2004-09-09	75,658
		이레코㈜	8	이충규	남구 대송면 옥명리 545	278-4697	파쇄,선별	80	10	2003-03-28	2004-09-08	1,237
		㈜동일알엔이	9	서일동	남구 오천읍 문덕리 1351-1	273-8301	분쇄	390	270	2006-07-01	2006-08-02	23,922
		㈜포항세라믹	10	김창호	남구 호동 310-1	262-4121	분쇄	20	70	2007-07-13	2007-07-13	1,112
		한국우드㈜	12	최옥수	북구 청하면 소동리 873-1	249-0039	분쇄	80	10	2007-05-31	2007-05-31	3,744
		포항시 산림조합	13	김진우	북구 기계면 내단리 1088-273	247-4654	파쇄	56	600	2009-12-28	2010-01-25	2,325

구 분		업체명	등록·관리번호	대표자	소재지	전화번호	시설명	처리능력 (톤/일)	설치비 (백만원)	허가(승인)일 (년.월.일)	사용시작일 (년.월.일)	2013년 처리량(톤)
시도	시군구											
경북	포항시	㈜알앤지스틸	14	김일성	남구 연일읍 오천리 184-6	285-1873	파쇄	330	350	2006-03-17	2006-03-17	611
		㈜피엔알	15	조봉래	남구 동촌동 5번지	220-0984	반응	600	1,000	2009-05-15	2009-06-02	175,390
		동양에코(주)	17	류용탁	남구 대송면 옥명리 200-1번지	278-1112	건조	18	2,000	2010-08-26	2010-11-12	0
		(주)유니온	19	김병호	남구 대송면 옥명리 547,548번지	278-6241	분쇄	25	1,200	2007-11-26	2007-11-26	0
		(주)동우산업	22	김철곤	남구 구룡포읍 병포리 464-9번지	276-9933	분쇄	40	100	2000-03-03	2000-03-03	2,082
		동서개발㈜	27	김영동	남구 동해안로 6213번길 5-11(동촌동5)	272-8955	파쇄	5,833	5,000	1998-09-05	1998-09-05	758,702
		동양산업(주)	31	남인수	남구 동해면 상정리 910-1	284-8946	분쇄	180	600	1987-10-21	1987-10-21	27,041
		세경화학	33	김선태	북구 청하면 미남길 30-11	284-1521	선별	20	50	2010-08-10	2010-08-10	317
		삼흥제재소	35	김희성	남구 대송면 옥명리 568	278-9495	분쇄	50	50	2000-11-17	2000-11-17	6,660
		지엠홀딩스㈜	36	황태헌	북구 신광면 우각리 706외4필지		분쇄,선별	80	60	2010-09-28	2010-09-28	0
		신재생목재	37	양승관	북구 흥해읍 양백리 401-1,2번지		절단	5	5	2009-04-02	2009-04-02	1,474
		㈜쓰리케이	포-123호	손성원	북구 청하면 하대리 543-1	232-6001	건조	472	500	2002-12-27	2002-12-27	1,564
		만성산업	39	박성수	포항시 남구 오천읍 오어로 298번길	285-1958	절단	10	10	2013-04-12	2013-04-12	0
		이조산업	40	이종찬	남구 대송면 옥명리 570-1	278-3311	분쇄,자숙	72	60	2013-04-16	2013-04-16	5,197
		건도산업사	42	이경민	북구 흥해읍 용전리 298-26	261-0529	분리,탈수	6	5	2013-05-16	2013-05-16	133
		㈜케이알티	44	조규용	포항시 남구 대송면 철강로 492번길 76 (옥명리 527-1)	220-6322	혼합	10	150	2013-06-13	2013-06-13	1,165
		㈜케이알티	45	조규용	포항시 남구 동해안로 6213번길 5-11	283-2100	분쇄,혼합,성형	586	1,000	2013-06-19	2013-06-19	184,795
		영신상사	46	남병태	포항시 남구 연일읍 형산강 남로 418번길14 (오천리 123-3)	242-8635	선별,성형	24	1,200	2013-07-02	2013-07-02	0
		태경산업㈜포항2공장	48	정충시	포항시 남구 섬안로 46번길 15	285-4017	건조,성형	66	60	2013-07-04	2013-07-04	732
		㈜파인이엔텍	50	조원호	북구 청하면 동해대로 2315번길 55	231-8811	파쇄	48	100	2013-07-05	2013-07-05	17,106
		(주)경한슈레다사업소	52	박영동	남구 대송면 송동리 846	278-6505	파쇄,선별	560	1,000	2013-07-10	2013-07-10	29,302
		홍천산업㈜	53	박기태	포항시 남구 대송로 101번길27(장흥동140-12)	285-5548	절단	4	5	2013-07-19	2013-07-19	0
		㈜네추럴에코텍	58	윤승권	포항시 북구 흥해읍 용금길 163번길 64		혼합,건조	40	100	2013-07-22	2013-08-14	0
		한국씨엔티㈜포항지점	60	김훈석	남구 장흥동 90-1	271-3311	혼합	467	700	2013-07-22	2013-07-22	27,614
		한남기업(주)	61	한춘욱	남구 오천읍 용산리 304-4	275-8111	선별	30	80	2013-07-22	2013-07-22	7,191
		포항부산물비료	62	이석희	북구 흥해읍 성곡리 182번길 124	262-3789	퇴비화,분쇄,선별	504	1,000	2013-07-26	2013-07-26	0
		㈜제철세라믹 포항공장	65	대표이사	남구장흥동 1826	278-2011	분쇄,건조,선별,성형	869	1,500	2013-07-30	2013-07-30	11,946
		㈜레스코	68	이원호	남구 송정동 397번지	283-7930	성형,선별,건조,파쇄,고형화	500	1,000	2013-08-01	2013-08-01	145,988

구 분		업체명	등록·관리번호	대표자	소재지	전화번호	시설명	처리능력 (톤/일)	설치비 (백만원)	허가(승인)일 (년.월.일)	사용시작일 (년.월.일)	2013년 처리량(톤)
시도	시군구											
경북	포항시	(사)한국지체장애인협회 경북협회	69	장재권	남구 장기면 장기로 1150		탈피기,습식파쇄기	4	5	2013-08-30	2013-08-30	102
		아침의농장	70	박상건	북구 기계면 고지리 891-4		퇴비화	12	10	2013-08-30	2013-08-30	0
		천일자원	71	김유정	남구 동해면 도구길 146-2	292-6574	탈피기,습식파쇄기	4	5	2013-08-30	2013-08-30	1
		서화농장	72	이문균	북구 기계면 현내리 149외2필지		퇴비화	24	1,200	2013-09-03	2013-09-06	987
		태성메탈	73	박윤정	남구 장기면 장기로 1378	293-2251	선별	10	10	2013-09-04	2013-09-04	410
		㈜서경이엔지	74	서철우	북구 청하면 청하로 15	255-1104	파쇄	40	80	2013-09-05	2013-09-17	0
		대성이피에스	75	황승영	남구 문덕서로 165-24		용융	1	3	2013-09-27	2013-10-04	0
		삼보리소스㈜포항공장	76	김병구	남구 장흥동 1858	278-5494	선별	160	200	2013-09-30	2013-09-30	56,451
		포항세라믹	77	명노현	북구 송라면 대전길 97-59	262-4121	분쇄,혼합	18	15	2013-10-31	2013-10-31	0
		만성산업	78	박성수	북구 신광면 흥곡리 562-3	281-4006	압축,절단	10	15	2013-11-01	2013-12-09	0
		성범기업㈜	79	대표이사	남구 연일읍 철강로 111		건조	8	10	2013-11-05	2013-11-05	94
		세청바이오	81	권순걸	북구 기계면 현내리 147-1외2필지	1049473250	퇴비화	20	50	2013-12-03	2013-12-03	0
	경주시	산	2012-20	임말련	경주시 내남면 덕천리 872-7	741-2401	파쇄시설	120	170	2005-08-22	2005-09-27	7,059
		미래에너지㈜	2012-18	김수철	경주시 외동읍 제내리 645-1		분쇄시설,압출용융,압축기	25	180	2006-10-26	2006-11-21	6,880
		한국피엠알㈜	2012-2	대표이사	경주시 내남면 명계리 63-4	777-3044	선별시설	220	400	2007-07-30	2012-04-06	205
		㈜보원	2011-1	김용관	경주시 천북면 성지리 491-11	054-762-0929	파쇄	105	100	2008-07-16	2008-08-26	17,550
		㈜케이더블유씨	2012-9	정동훈	경주시 강동면 왕신리 574외 1필지	761-5035	분쇄시설,분리시설,계량시설	120	500	2010-06-08	2010-06-29	14,744
		㈜명종산업	2012-1	이순금	경주시 안강읍 두류리 1563-27	761-6735	분쇄시설,분리시설,계량시설	100	250	2010-06-29	2010-07-13	10,741
		㈜에코그린	2011-5	김수현	경주시 안강읍 두류리 676-1	748-3020	분쇄시설,분쇄,용융	40	350	2010-10-22	2010-11-25	3,585
		한국자원㈜	2011-2	인용태	경주시 강동면 왕신리 269	762-0967	분쇄시설,계량시설	60	550	2010-07-19	2011-03-28	24,652
		삼정공업사	2012-19	허종관	경주시 외동읍 문산리 742-25	773-2766	분쇄시설,선별시설,용융시설	32	180	2002-04-01	2002-05-30	6,550
		씨엔텍코리아㈜	2012-4	이대호	경주시 강동면 왕신리 1182	763-9641	선별,혼합,성형,건조시설	122	120	2007-05-21	2007-06-19	15,849
		(주)차세대케미칼	2012-14	대표이사	경주시 천북면 화산리 919-1	774-8070	퇴비화시설	68	210	2010-11-01	2010-11-23	9,324
		㈜광태산업	2011-4	대표이사	경주시 외동읍 모화리 50-66	774-8334	분쇄시설,용융시설	15	300	2004-12-20	2004-12-22	3,685
		㈜일신산업	2012-30	김현식	경주시 외동읍 문산리 748-1	746-2754	압축시설	130	110	2010-06-29	2010-07-29	195
		천년한우 영농조합법인	2011-5	대표이사	경주시 현곡면 무과리 3-1	771-0800	배합시설,발효시설	20	1,200	2011-11-21	2011-11-29	2,469
		㈜미름경주제2공장	2012-6	김현태	경주시 안강읍 두류길 192	762-9691	분쇄시설,건조시설r	10	180	2012-12-14	2012-02-28	0
		㈜로텍	2012-8	대표이사	경주시 안강읍 두류리 917-6	705-5582	건조시설,반응시설	30	260	2011-11-14	2012-03-13	3,135

구 분		업체명	등록·관리번호	대표자	소재지	전화번호	시설명	처리능력 (톤/일)	설치비 (백만원)	허가(승인)일 (년.월.일)	사용시작일 (년.월.일)	2013년 처리량(톤)
시도	시군구											
경북	경주시	㈜동양/건재부문 경포공장	2012-10	이영운	경주시 강동면 다산리 48-15	762-0672	분쇄시설,성형시설	80	350	2011-12-16	2012-03-16	12,121
		(주)에코파크	2012-17	류시호	경주시 강동면 국당리 534-2,3		분쇄시설,탈수시설	8	85	2012-06-11	2012-07-13	100
		㈜진영폴리텍	2012-22	정해운	경주시 강동면 모서리 265-1외1	745-9903	분쇄시설,용융시설	5	100	2012-02-14	2012-08-20	200
		청안중공업㈜	2012-23	이봉기	경주시 안강읍 대동리 67-25	763-8887	선별시설,성형시설	96	270	2012-07-19	2012-08-23	11,848
		㈜케이알제이테크	2012-26	김수자	경주시 안강읍 두류길 178-12		혼합시설,성형시설	90	320	2012-10-12	2012-10-29	0
		㈜에코엠텍	2012-28	김진태	경주시 강동면 왕신리 1286-2	761-2997	파쇄시설	96	280	2012-10-18	2012-11-12	2,367
		㈜거양이엔지	2012-31	전성관	경주시 강동면 모서리 285		분쇄시설	2	130	2011-02-18	2012-12-20	0
		㈜원우이엔지	29	오정희	경주시 외동읍 구어리 11-11	746-8286	분쇄시설,선별시설	80	145	2007-08-17	2007-08-17	16,691
		㈜한일씨엔에스	1	김종욱	경주시 안강읍 두류리 340	762-9691	분쇄시설,건조시설,선별시설	260	1,555	1999-08-19	1999-08-19	8,238
		그린환경수지	332	최명렬	경주시 외동읍 구어리 774-2	776-8377	분쇄시설,절단시설	3	75	2005-08-23	2005-08-23	156
		금성산업	2011-01	정화분이	경주시 천북면 신당리 113-1	774-2770	분쇄시설,용융시설	5	82	2011-02-15	2011-03-10	82
		천우환경	82	정태교	경주시 외동읍 석계리 1317-26	776-3528	분쇄시설	2	68	2002-05-30	2002-06-15	5
		신라바크	87	황윤정	경주시 강동면 다산리 586	763-7082	분쇄시설	20	50	2001-04-02	2004-04-01	120
		영광화학	15	전태용	경주시 외동읍 석계리 689-48	773-1784	분쇄시설,용융시설	11	87	2006-05-29	2006-05-29	1,031
		티에스케이워터㈜	2013-11	대표이사	경주시 외동읍 문산리 864-6	744-8830	산발효시설,가수분해	4	250	2008-02-15	2008-08-25	10
		진광기업	32	김석기	경주시 외동읍 연안리 964	775-0927	용융시설	2	75	2000-02-07	2000-02-07	137
		태경수지	2013-14	김봉률	경주시 외동읍 입실리 1172-4		분쇄시설	3	74	2009-03-20	2009-05-19	168
		오로라에너지	3	전정수	경주시 용강동 8-37	773-0361	파쇄시설	20	120	2008-03-11	2008/0311	0
		동신산업	4	김윤석	경주시 안강읍 육통리 1698-1	763-9904	용융(압출)	4	65	2005-03-09	2005-03-09	80
		㈜하나사료	57	김영규	경주시 강동면 모서리 890	776-1588	발효시설,배합시설	10	180	2009-06-02	2009-07-01	723
		영동산업	8	김질자	경주시 외동읍 문산리 742-1	773-1592	분쇄시설,용융시설	25	130	1994-11-19	1994-11-19	2,822
		㈜부민양행	59	김민수	경주시 안강읍 갑산리 576	761-8677	소각시설	6	200	2008-09-26	2009-06-22	149
		선암비닐	24	건복순	경주시 외동읍 석계리 689-47	773-2229	용융시설	2	84	2001-02-01	2001-02-01	483
		㈜가나엔지니어링	22	함태식	경주시 천북면 화산리 1105-2	776-1425	분쇄시설,용융시설	40	87	2006-10-11	2006-10-11	1,018
		대륙산업	18	이정순	경주시 외동읍 석계리 689-45	746-9440	분쇄시설,용융시설	12	180	1994-08-06	1994-08-06	120
		㈜성호기업	56	김상훈	경주시 천북면 오야리 12-22	745-8880	선별시설	60	210	2009-05-19	2009-05-19	99,025
		㈜램코	2013-23	유정순	경주시 건천읍 용명리 1084-1	775-4245	분쇄시설,용융시설	10	370	2013-07-23	2013-07-23	0
		㈜오대기업	2013-21	임동식	경주시 외동읍 제내리 698-2외1	741-5881	분쇄시설	325	280	2013-07-15	2013-07-18	5,413

구 분		업체명	등록·관리번호	대표자	소재지	전화번호	시설명	처리능력 (톤/일)	설치비 (백만원)	허가(승인)일 (년.월.일)	사용시작일 (년.월.일)	2013년 처리량(톤)
시도	시군구											
경북	경주시	㈜평화플라텍	2013-37	최은순	경주시 현곡면 라원리 1266		용융시설,절단시설	10	150	2013-10-21	2013-11-20	0
		삼광자원기업㈜	2013-30	정도천	경주시 외동읍 아기봉길 140	742-0433	절단시설	8	100	2013-09-02	2013-09-02	1,400
		남양사	2013-38	김미경	경주시 용강동 820	776-5011	압축시설,분쇄시설	2	140	2013-11-12	2013-11-12	137
		㈜푸른환경	2013-24	장병철	경주시 내남면 내외로 1622-8	749-0735	파쇄시설	96	380	2003-05-27	2003-05-27	11,003
		석천산업	2013-34	류형래	경주시 외동읍 연안리 1-3번지	775-1425	분쇄시설,성형시설	1	220	2001-07-12	2001-07-12	110
		우진산업	2012-29	송재호	경주시 강동면 오금낙산길 38		분쇄시설,세척시설	2	180	2010-06-15	2010-06-15	200
		㈜원폴리	2013-2	김민철	경주시 양남면 외남로 1188	623-1758	분쇄시설	5	320	2013-02-21	2013-02-21	115
		에스켐텍㈜	2013-1	김성환외1	경주시 안강읍 두류길 100-39	763-7100	정제시설(분리,여과)	13	1,500	2013-01-17	2013-03-26	1,986
		주산업㈜	2013-15	권병민	경주시 강동면 오금큰길 373-43	761-2452	성형시설,분쇄시설	295	850	2013-05-06	2013-05-23	0
		㈜상신오토파트	2013-17	손운락	경주시 내남면 명계리 63-3	775-7768	성형시설,압출시설	10	450	2013-05-23	2013-05-23	139
		우석산업	2013-19	하상옥	경주시 강동면 다산리 586-1		파쇄시설,세척시설	4	210	2013-06-10	2013-07-25	0
		대현수지	2013-39	성병현	경주시 건천읍 내서로 833-50		분쇄시설,세척시설	5	140	2013-11-25	2013-11-25	6
		칠보산업	2013-40	류창호	경주시 외동읍 녹동리 72		분쇄시설,세척시설	4	220	2013-11-25	2013-11-25	9
		베페사징크코리아㈜	2013-41	하종식	경주시 천북면 화산공단길 423-71	750-9721	분쇄시설,배소시설	100	2,500	2013-11-28	2013-12-03	49,574
		㈜포스메탈	2013-36	대표이사	경주시 안강읍 두류리 434	761-0096	반응시설,용융시설	2	520	2013-10-21	2013-10-21	0
		송림목재상사	2010-06	김광준	경주시 내남면 화곡리 916-4	743-7927	제재시설	2	80	2010-07-28	2010-07-28	0
	김천시	(주)삼천리카보택	5060000-35-2007-00008	김현택	대광동 1000-34번지	437-1947	건조	36	500	2001-04-14	2001-04-14	5,084
		(주)하나에이앤씨	5060000-35-2009-00012	임기영	남면 운곡리 217번지	436-0253	건조	5	200	2009-06-18	2009-06-19	696
		(주)새빗켐	5060000-35-2010-00003	박민규	대광동 1000-23, 1000-38번지	431-3586	반응	12	1,000	2008-01-22	2008-02-14	37
		(주)준인터내셔널	5060000-35-2011-00001	박지훈	개령면 덕촌리 산85		파쇄	20	150	2011-07-04	2011-07-15	181
		다성	5060000-35-2012-00002	김봉석	아포읍 인리 1275번지	437-9505	파쇄	20	500	2012-01-05	2012-01-20	3,207
		오성플라텍	5060000-35-2012-00012	윤순희	남면 부상리 765-2번지	436-9555	파쇄	6	300	2012-08-08	2012-08-20	0
		대한민국고엽제전우회	5060000-35-2012-00019	강인호	남면 월명리 844번지	042-841-2229	파쇄	30	300	2012-12-14	2012-12-26	1,262
		대덕자원	5060000-35-2010-00001	이상욱	김천시 남면 농남로 657-10		파쇄	3	150	2010-03-30	2010-03-30	5
		(주)대방	5060000-35-2011-00007	방기경	김천시 농소면 꿀배미길 82	436-7667	용융	18	500	2013-01-16	2013-01-15	4,892
		진성상사	5060000-35-2012-00020	김정기	김천시 감문면 성촌1길 94 (외 2필)		파쇄	30	200	2013-03-11	2013-03-21	5,309
		이앤이큐텍(주)	5060000-35-2013-00001	대표이사	김천시 농소면 농남로 304	431-8301	파쇄	6	200	2013-01-28	2013-01-28	850
		진성사료	5060000-35-2013-00003	김재창	김천시 감문면 김선로 715		파쇄	10	200	2013-05-16	2013-05-16	2,140

구 분		업체명	등록·관리번호	대표자	소재지	전화번호	시설명	처리능력 (톤/일)	설치비 (백만원)	허가(승인)일 (년.월.일)	사용시작일 (년.월.일)	2013년 처리량(톤)
시도	시군구											
경북	김천시	(주)미래산업	5060000-35-2013-00007	남부연	김천시 개령면 개령로 392-13 (외 3필)	437-9926	용융	30	500	2013-06-13	2013-06-13	259
		(주)이지네트워크김천지점	5060000-35-2013-00008	이기택	김천시 아포읍 지리 924	070-7770-5400	파쇄	6	200	2013-06-28	2013-07-12	125
		(주)티엠큐브김천지점	5060000-35-2013-00009	민상호	김천시 환경로 171 (대광동)	430-0562	용융	40	300	2013-07-23	2013-07-23	122
		(주)영화	5060000-35-2013-00010	김귀화	김천시 봉산면 봉산로 456-25 (외 4필)	436-7702	용융	14	800	2013-07-24	2013-10-11	135
		재경아이엔디	5060000-35-2013-00011	양준호	김천시 아포읍 봉산리1길 24		용융	0	100	2013-08-01	2013-08-01	60
		해동무역(주)	5060000-35-2013-00012	박태완	김천시 공단2길 30-33 (대광동)	437-8002	파쇄	30	600	2013-08-01	2013-08-01	18,969
		(주)수미산업	5060000-35-2013-00016	원쩐위	김천시 농공단지2길 52 (신음동)	431-8668	용융	20	300	2013-09-11	2013-11-27	115
		금강	5060000-35-2013-00020	이호진	김천시 아포읍 인2길 69	431-4311	용융	3	100	2013-11-11	2013-11-11	9
	안동시	유진산업	2013-02	권광호	안동시 남후면 여실곡길 90-7	054-859-6474	소성・탄화시설	17	50	2013-07-01	2013-07-01	0
		㈜농업회사법인 에이스바이오	2013-03	조영일	안동시 와룡면 와북로 680-20	054-854-5894	생물학적재활용시설	48	200	2013-07-11	2013-07-11	1,970
		안동석건㈜	2013-09	정치성	안동시 녹전면 죽송리 56	054-855-8941	기계적재활용시설	5	30	2013-08-06	2013-08-06	58
		안동범퍼	2013-11	이상훈	안동시 서후면 저전리 702-1		기계적재활용시설	0	20	2013-09-06	2013-09-06	0
		㈜풍산비료	2013-12	이운선	안동시 풍산읍 오미리 892	054-842-7647	생물학적재활용시설	50	200	2013-09-23	2013-09-23	0
		(영)안동민속TMR	2013-14	권명옥	안동시 남후면 농공길 52-10	054-843-3113	생물학적재활용시설	6	300	2013-12-30	2013-12-30	105
	구미시	타운마이닝캄파니㈜	200600096	대표이사	공단동 260	462-6117	반응 외 3	80	620	2006-02-27	2006-02-27	2,401
		타운마이닝캄파니(주)	201200001	대표이사	시미동 165-2번지	473-6111	분쇄 외3	10	240	1900-08-27	2012-07-04	484
		㈜태금정	200900003	대표이사	장천면 상림리 8		절단,분쇄	20	100	1900-01-20	1900-04-09	1,309
		진성리싸이클링	200900009	염정태	산동면 백현리 1115번지	475-3373	파쇄 외4종	60	100	2010-03-29	1900-02-29	1,369
		대광수지	201100010	박남식	장천면 묵어리 66-17		분쇄	15		2011-10-18	2011-10-18	130
		동성산업	201100011	이은주외 1	선산읍 북산6길 14-33		분쇄,용융	12	590	2011-10-18	2011-10-18	0
		㈜풍진	201200003	이경자	장천면 장천상림3길 77-7	476-0560	분쇄,탈수,성형	2	250	2012-03-26	2012-03-26	0
		(주)티에스엠2공장	201200004	대표이사	공단동 297-18	461-9277	분쇄,반응	1	1,500	2012-04-17	2012-04-17	15
		(주)주공리텍	201200007	안중광	장천면 신장리 75-4	474-6146	반응,건조	1	300	2012-06-13	2012-06-13	75
		미정산업	201200009	현정기	장천면 학신로 241-10		분쇄,용융,탈피	8	1,000	2012-06-26	2012-06-26	1,156
		㈜새동방	201200015	손광익	해평면 월호3길 18	474-0439	분쇄,용융	6	2,000	2012-08-03	2012-08-03	45
		영남수지공업사	201200019	노봉수	장천면 학신로 278-1	473-2872	절단,용융	9	120	2012-09-25	2012-09-25	1,971
		㈜우성알씨	201200021	정하윤 외1	선산읍 북산리 648	451-1133	압축,분쇄	9	1,500	2012-10-08	2012-10-08	0
		반석케미칼	201200022	박연찬	장천면 신장리 756		분쇄,용융	6	500	2012-11-26	2012-11-26	15

구 분		업체명	등록·관리번호	대표자	소재지	전화번호	시설명	처리능력 (톤/일)	설치비 (백만원)	허가(승인)일 (년.월.일)	사용시작일 (년.월.일)	2013년 처리량(톤)
시도	시군구											
경북	구미시	㈜대명	201200025	엄창윤	장천면 장천상림3길 77-9		절단,용융	4		2013-01-03	2013-01-03	22
		대경산업㈜2공장	201200024	조영선	장천면 장천상림3길 83		절단,분쇄.용융	10	1,300	2012-12-11	2012-12-11	31
		㈜재세	201200010	김성준	공단동 215-4	464-6277	농축,탈수	29	1,510	2012-11-29	2012-11-29	5,300
		대진상사	200100018	박진산	3공단로 89-32(시미동)	472-3884	분쇄.용융	2		2003-04-04	2003-04-04	312
		경도금속	201300008	김영만	장천면 송신로 477		분쇄,성형	4		2013-02-15	2013-02-15	225
		티알케이	201300010	이현숙	고아읍 파산2길 52		분쇄	15		2013-03-08	2013-03-08	926
		우원농장	201300025	이숙희	도개면 가산리 91, 94, 100		지렁이분변토생산시설	6		2013-06-10	2013-06-10	0
		㈜티에스케이이엔이	201100014	유진하	4공단로10길 56(금전동)	476-5540	고화시설	50	6,130	2011-12-02	2011-12-02	9,356
		MS산업	201300022	황명하	장천면 학신로 241-16	476-0377	분쇄,용융	10		1955-01-24	1955-01-24	328
		코오롱인더스트리㈜ 구미공장	201300024	박동문	수출대로 48(공단동)	469-3014	절단,성형	10		2013-06-04	2013-06-04	1,784
		㈜주공수지	201300028	김염택	장천면 학신로 278-1	472-6145	분쇄.용융	32		2013-06-21	2013-06-21	10,797
		㈜세선산업	201300031	권병민	옥성면 유곡옥관로 257	482-8111	압축	40		2013-07-01	2013-07-01	901
		㈜부원	201300032	권세현	장천면 하장2길 274-25	473-9512	용융	14		2013-07-01	2013-07-01	0
		근화산업	201300033	최갑열	해평면 강동로 2533		용융	4		2013-07-02	2013-07-02	936
		두원수지.자원	201300036	윤효중	고아읍 원대로13길 82		용융	2		2013-07-04	2013-07-04	0
		진혜수지	201300040	이석준	장천면 장군로 216-62		분쇄,용융,절단	10		2013-07-08	2013-07-08	107
		부성섬유㈜	201300042	문지상	구포동 638-3	475-2267	분쇄,용융	10		2013-07-10	2013-07-10	6
		동천수지	201300045	신범수	장천면 장군로 216-49	473-3634	분쇄,용융	4		2013-07-23	2013-07-23	7
		평화목재상사	201300044	안상용	산동면 성림길 51(적림리 480-8)		절단	8		2013-07-22	2013-07-22	419
		희망플라스틱	201000007	김형용	고아읍 파산2리 19-1	482-7380	분쇄,용융	6		2013-07-16	2013-07-16	131
		㈜성림	201300062	권인섭	산호대로 104-104	463-2183	분쇄, 용융	16		2013-07-25	2013-07-25	6,377
		무선목재상사	201300046	황삼석	고아읍 선산대로 468-8	452-3992	절단	7		2013-07-23	2013-07-23	15
		주은산업	201300047	김혜경	장천면 장천상림3길 77-3		분쇄,용융	4		2013-07-23	2013-07-23	120
		효성수지	201300048	김병갑	장천면 학신로 278-8	471-9118	분쇄,용융	8		2013-07-23	2013-07-23	0
		케이폴리머㈜	201300056	김경상	장천면 여남1길 179	474-3447	용융	5		2013-07-24	2013-07-24	0
		가나리싸이클링	201300057	김향숙	장천면 장천상림3길 59	473-9490	분쇄,성형	4		2013-07-24	2013-07-24	699
		대룡수지	201300059	김규태	장천면 여남리 743	475-0034	용융	2		2013-07-24	2013-07-24	314
		㈜영창	201300060	대표이사	1공단로 86-26	463-8480	분쇄,절단,용융	88		2013-07-24	2013-07-24	1,429

구 분		업체명	등록·관리번호	대표자	소재지	전화번호	시설명	처리능력 (톤/일)	설치비 (백만원)	허가(승인)일 (년.월.일)	사용시작일 (년.월.일)	2013년 처리량(톤)
시도	시군구											
경북	구미시	㈜이노소재	201000004	박인로	장천면 장천상림3길 77-10	471-3004	분쇄,건조	4	20	2013-07-24	2013-07-24	24
		㈜명성물산	201300055	한백희	장천면 장천상림3길 77-10 (장천면 상림리 21-1)	473-3070	정제,건조	4		2013-07-24	2013-07-24	340
		아사히피디글라스노한국㈜	201300054	대표이사	산동면 첨단기업로 178	478-0044	분쇄	100		2013-07-24	2013-07-24	12
		아사히초자화인테크노한국㈜	201300053	대표이사	산동면 첨단기업로 178	478-0622	분쇄,용융	3		2013-07-24	2013-07-24	753
		지산수지	201300049	김영복	고아읍 파산2길 57	482-9240	분쇄	12		2013-07-24	2013-07-24	512
		희진금속	201300052	이종욱	임은동 149-1	462-7634	반응,농축,용융	2		2013-07-24	2013-07-24	0
		㈜국일	201300061	유승국	옥성면 상무로 1520	482-6701	분쇄, 용융	16		2013-07-25	2013-07-25	0
		와이비플라텍	201300064	신기석	장천면 장군로 216-60		분쇄, 용융	16		2013-07-25	2013-07-25	0
		서진산업	201300065	문덕열	선산읍 내고3길 85-30	482-5570	분쇄, 용융	3		2013-07-25	2013-07-25	6,391
		정우산업	201300066	양정우	장천면 장군로 216-43	471-3611	분쇄, 용융	17		2013-07-25	2013-07-25	856
		보광산업	201300063	김보백	무을면 원리 481-1		절단, 용융	2		2013-07-25	2013-07-25	452
		㈜태광소재	201300068	권재천	1공단로6길 183	463-5933	압축	7		2013-07-26	2013-07-26	112
		㈜제이에이치산업	201300069	송인대	산호대로 335-5	463-3421	분쇄	1		2013-07-26	2013-07-26	178
		㈜대마	201300070	정재흠	장천면 하장2리 260	471-6944	용융,절단	16		2013-07-30	2013-07-30	4,010
		진성수지	201300071	김정희	무을면 무을들길 370	481-0323	용융	1		2013-08-01	2013-08-01	0
		하나로수지	201300039	신현욱	고아읍 원대로 13길 82		분쇄,용융	2		2013-07-05	2013-07-05	0
		삼양수지	201200012	양원자	장천면 신장2길 82-8		분쇄,용융,절단	5		2012-07-17	2012-07-17	1,351
		진강자원	201300021	강홍근	장천면 신장2길 82-7		분쇄,용융,절단	2		2013-05-28	2013-05-28	1,903
		송학산업	201300038	하경자	장천면 여남1리 189		용융	12		2013-07-05	2013-07-05	470
		㈜기신산업 구미공장	201300072	김종만	장천면 장군로 216-64		분쇄,용융,압축	7		2013-08-02	2013-08-02	0
		티알케이정	201300074	하재순	고아읍 파산3길 44		분쇄	8		2013-08-26	2013-08-26	74
		㈜대경수지	201300080	이광희	해평면 강동로 1594-40		분쇄	2		2013-10-08	2013-10-08	0
		신화수지	201300081	양창모	산동면 성림길 35-8		분쇄	6	70	2013-10-15	2013-10-15	0
		㈜한신산업	201300082	황준식	장천면 하장2리 96-19		분쇄, 절단, 용융	6		2013-10-29	2013-10-29	0
		㈜에버그린	201300083	정명호	장천면 장천상림3길 77-18	471-4657	분쇄	12		2013-11-06	2013-11-06	0
		태성수지	201300084	백태현	고아읍 파산2길 19-6		용융	6		2013-11-27	2013-11-27	0
		㈜정진	200800013	정달진	옥성면 주아리 505		분쇄, 선별	48	210	2008-07-02	2008-07-02	13,427
	영주시	와이디엠㈜	40940	이병길	문수면 반구로 328-13	070-4633-6060	파쇄,분쇄,용융시설	845	3,300	2012-12-28	2013-03-27	4,395

구 분		업체명	등록·관리번호	대표자	소재지	전화번호	시설명	처리능력 (톤/일)	설치비 (백만원)	허가(승인)일 (년.월.일)	사용시작일 (년.월.일)	2013년 처리량(톤)
시도	시군구											
경북	영주시	에이스씨엔텍	40969	장덕흠	문수면 반구로 380-14	054-631-0023	절단,탈수,건조시설	333	1,700	2012-12-31	2013-01-15	19
		㈜홍주농업	41426	이규대	순흥면 소백로 2481번길 7-9	054-633-5799	파쇄,분쇄,퇴비화시설	150	2,000	2013-08-07	2000-11-16	1,002
	영천시	영동그린산업	영천-188	김용배	고경면 동도길 50-42		분쇄시설,압출시설	10	515	2012-08-27	2013-01-04	196
		영창바이오	영천-285	김정식	서부동오수동 409-22,-23		성형시설, 선별시설,분쇄시설	1	30	2012-11-19	2012-11-19	116
		우석클린㈜	영천-153	김학수	남부동채신2공단길 79-18 (채신동)	054-336 -8999	분쇄시설	4	220	2009-12-22	2010-01-15	288
		㈜대경오앤티영천지점	영천-30	김창윤	대창면 장곡길 69	054- 336-0551	압축시설	30	150	1998-07-31	1998-07-31	7,559
		㈜더방신소재	영천-149	김태석	고경면 고도길 62		정제시설	2	140	2009-06-04	2006-06-18	45
		㈜덕산금속	영천-282	대표이사 (최창호, 정영두)	서부동 오수5길 122 외 5필지		건조시설, 선별시설, 파쇄분쇄시설,탈피시설	2	2,130	2012-10-30	2012-11-28	2,058
		㈜삼진소재	영천-152	김기철	화남면 한천길 131-31		건조시설,분쇄시설	62	100	2009-11-30	2009-12-08	2,247
		㈜성화리소스	영천-264	안재갑	고경면 거곡로 227-27		건조시설,분쇄시설	110	100	2011-11-04	2011-12-08	959
		㈜에스알	영천-269	황상록	고경면 배골길 35-29		절단시설,분쇄시설,탈수시설,성형시설	10	900	2012-03-02	2012-03-30	463
		㈜월성산업	영천-115	이득우	신선로 554	054- 335-1824	파쇄분쇄시설	56	29	1998-03-03	1998-03-03	16,844
		㈜형제케미칼	영천-143	대표이사(배상호)	남부동 도남공단1길 33 (도남동)	054-335 -5091	반응시설	10	100	2008-09-22	2008-12-15	13,236
		하양지렁이농장	영천-263	김주이	대창면 조곡리 1093		퇴비화시설	12	200	2011-11-01	2011-11-04	1,755
		한라환경	영천-262	박순옥	청통면 용내길 139-14		용융시설,분쇄시설	8	500	2011-10-28	2012-02-29	450
		대경수지	영천-103	변점섭	대기길 111 (경제자유구역)	054- 334-3507	용융시설,분쇄시설	3		2003-11-05	2013-08-01	1,416
		범아산업	영천-253	박종범	애련길 28-20	054- 335-5911	압출기	15	700	2011-03-11	2013-07-31	2,275
		늘푸른수지	영천-119	김철용	북안공단길 25-14	054- 331-5780	용융시설,분쇄시설	4	350	2002-06-10	2014-03-03(변경신고)	172
		㈜범융EPS	영천-255	함해용	호국로 1516-131	054-336 -2181	분쇄시설	1	300	2011-04-29	2013-08-01	120
		그린수지자원	영천-184	백수근	용내길 289-30	054-335-7893	분쇄시설, 절단시설	17		2013-02-05	2013-02-05	-
		지풍영농조합법인	영천-233	신상옥	갑티로 231	054-336_-6652	퇴비화시설, 분쇄시설	40	150	2012-09-17	2012-09-17	759
		㈜범웅리사이클링	영천-139	백성부	신화로 972	054- 338-1332	분쇄시설	90		2001-01-31	2013-07-31	13,731
		㈜범웅리사이클링	영천-248	백성부	신화로 972	054- 338-1332	분쇄시설	0		2010-10-13	2013-07-31	-
		삼영합섬㈜	영천-142	대표이사(곽무열)	도남공단길 94-9 (봉동)	054- 335-9797	분쇄시설	4	130	1994-05-24	2013-11-08	1,055
		㈜영천알씨	영천-256	대표이사(허성필)	신효로 134	054-331_-9061	압축시설, 분쇄시설	10	4,800	2013-03-26	2013-03-26	4,095
		삼진사	영천-146	장기운	도남공단길 70-11 (봉동)	054- 335-7855	분쇄시설	18		1994-05-06	2013-08-01	283
		골드랜드지점	영천-270	조동익	상신기길 71-11 (신기동)	054-338 -1285	용융시설	7		2012-03-13	2012-03-13	41
		골드랜드	영천-191	조동익	상신기길 61-9 (신기동)	054-338 -1285	압출시설,분쇄시설	8		2008-04-30	2013-07-30	297

구 분		업체명	등록·관리번호	대표자	소재지	전화번호	시설명	처리능력 (톤/일)	설치비 (백만원)	허가(승인)일 (년.월.일)	사용시작일 (년.월.일)	2013년 처리량(톤)
시도	시군구											
경북	영천시	㈜성진케미칼	영천-180	이대건	채신2공단길 71 (채신동)	054- 335-3995	성형시설,분쇄시설	13	400	2007-04-11	2013-07-23	183
		영천수지	영천-138	황상록	석촌1길 50-16	054- 338-5430	분쇄시설	2	250	1999-11-11	2013-08-01	100
		승문산업	영천-307	조현주	호국로 1516-89		분쇄시설	20		2013-06-27	2013-07-10	224
		㈜미광	영천-111	이태식	북안공단길 20	054- 331-8841	퇴비화시설, 분쇄시설	532		2004-03-25	2013-08-22	6,231
		대창하양지렁이농장	영천-283	서태호	신당길 64-31		퇴비화시설	14	100	2012-11-09	2012-11-26	1,262
		㈜한국폴리텍	영천-296	백상근	장수로 1110-21		압출시설,분쇄시설	8	320	2013-05-23		-
		㈜지알티	영천-114	황인준	호국로 1516-81	054- 337-3220	성형출시설,분쇄시설	15	130	2012-11-08	2012-11-08	639
		㈜월성조경토	영천-115	정봉임	신선로 554	054- 336-0277	퇴비화시설	531		2013-07-02	2013-07-02	556
		한용금속㈜대창공장	영천-115	박중근	금박로 914	054- 336-6531	용해시설,분쇄시설,주조시설	3		1999-12-29	2013-08-01	1,189
		풍천산업사	영천-134	주의정	금호로 338-31	054- 334-3876	압출시설, 파쇄시설	3	180	1982-04-30	2013-08-02	1
		㈜동산에스엔알(영천공장)	영천-154	대표이사(장세한)	오계공단길 6-1	054-834_-1194	압출시설,분쇄시설	40	800	2010-02-17	2010-03-18	-
		승리산업	영천-244	안영옥	황강공단길 15-10	054-332_-7289	압출시설, 절단시설	8	550	2010-04-27	2013-08-02	865
		㈜동서	영천-162	정해윤	채신2공단길 72-5 (채신동)	054-337 -8170	원심분리시설, 건조시설	3		2011-05-09	2011-05-13	-
		㈜에스알엔티	영천-295	대표이사	금호읍 원기리 55-2	054-337 -3310	건조시설	1	400	2013-05-14	2013-11-13	-
		㈜유광메탈	영천-305	대표이사	동도길 50-32	054-336_-8686	선별시설, 분쇄시설	0		2013-11-16		-
		㈜네비엔 영천사업소	영천-155	대표이사	도남공단3길 25 (도남동)	054-336_-0280	분쇄시설, 선별시설	140		2010-04-28	2010-12-29	35,788
		㈜세원코리아	영천-284	이지환	선진길 184-14	054-335 -9836	파쇄시설, 압축시설	22		2012-11-09	2013-01-24	23
		경주자원	영천-311	최영주	고경면 도암리 699	054- 336-8004	절단시설, 분쇄시설	2		2013-08-09	2013-08-13	176
		동성산업	영천-137	박용훈	채신동 산51-3, 51	054- 336-4630	압출시설	2		2002-06-24	2013-08-05	259
		영창영농조합법인	영천-246	김재근	오수5길 134 (오수동)	054-334_-2233	퇴비화시설	20	500	2010-06-23	2010-06-23	9,743
		미래케미칼	영천-198	노석호	차당실로 122-33	054-335_-0255	압출,용융,분쇄,절단	30	3,000	2008-11-25	2013-05-06	2,404
		대명영농조합법인	영천-194	대표이사	청정길 118-29	054-335_-9101	퇴비화시설, 분쇄시설	95	7,600	2008-07-31	2013-08-02	8,082
		정우금속	영천-115	정용수	유봉길 113 (오수동)	054- 334-2700	용융시설, 선별시설	3		2000-11-14	2013-07-29	900
		에이치디바이오텍㈜	영천-199	대표이사(김호인)	대원당길 56	054- 335-0270	분쇄시설	2	50	2008-11-05	2013-08-09	-
		한양실업	영천-237	임영선	화산공단길 26	054-336_-4423	압출시설,분쇄시설	4	6	2009-09-21	2013-07-29	430
		청운수지	영천-176	이상국	천문로 1984-13	054- 337-8448	압출시설	2		1999-07-07	2013-11-04	305
		백경엔프라	영천-313	신동락	대창면 대창리 1079-225		분쇄시설	3		2013-10-08	2013-10-08	45
		우천산업	영천-127	박진숙	어부길 50-12	054- 337-1320	압출시설,분쇄시설	3		2002-06-10	2013-08-01	476

구 분		업체명	등록·관리번호	대표자	소재지	전화번호	시설명	처리능력 (톤/일)	설치비 (백만원)	허가(승인)일 (년.월.일)	사용시작일 (년.월.일)	2013년 처리량(톤)
시도	시군구											
경북	영천시	대진케미칼	영천-148	진선현	상신기길 71-12 (신기동)	054- 335-0093	압출시설	5	300	2002-11-27	2013-08-01	313
		신진소재	영천-249	신영봉	청통로 211-9	054- 337-1076	압축시설, 분쇄시설, 파쇄시설	2	70	2010-12-02	2010-12-02	326
		대한수지	영천-271	여미이	도들앞길 53(도동)	054- 332-9829	압축시설, 분쇄시설	21		2012-02-28	2012-03-21	20
		대명산업	영천-228	이규형	상신기길 61-10 (신기동)	054-336_-7188	압출시설	12		2009-02-12	2013-08-01	574
		한일산업	영천-95	노태길	가일길 20-11		절단시설	4	6	2003-08-18	2003-08-18	790
		경원금속	영천-196	이석명	금창로 265	054-333_-3120	용융시설	1	400	2008-09-12	2013-08-01	-
		대양산업	영천-182	김무생	강회2길 108	054-335_-7797	용융,설단, 분쇄시설	18	150	2012-10-16	2013-06-04	2,017
		한창수지산업	영천-125	손기온	삼매용천길 54	054- 337-5180	혼합,분쇄,성형시설	2		1996-08-21	2013-08-02	635
		㈜한미산업 상리제3공장	영천-167	대표이사	상리공단길 57	054-337_-5601	압출시설, 분쇄시설	10		2005-10-11	2013-08-02	-
		㈜리드시스	영천-130	이천우	호국로 1516-117	054- 337-4455	분쇄시설	50	1,000	2007-02-08	2007-04-09	5,202
		㈜금강알씨	영천-123	김대철	호국로 967	054- 336-4901	분쇄시설,건조시설	41	1,300	2000-12-14	2013-08-14	9,912
		창신수지	영천-245	이태호	거곡로 227-25		분쇄시설,탈수시설	2		2010-06-11	2013-08-01	440
		금화케미칼	영천-189	조성락	사일로 605	054-337_-9450	압출시설, 분쇄시설	5		2008-02-20	2013-08-01	450
		㈜금강알씨 화남지점	영천-300	김대철	한천길 131-31	054-336_-4901	분쇄시설,선별시설	10	1,300	2013-06-05	2013-06-05	28
		대정수지	영천-135	조재룡	용대로 960	054-338 -9117	분쇄시설,압출시설	2		2002-04-29	2013-08-08	27
		㈜세진	영천-247	안홍석	화산공단길 36	054- 335-3559	퇴비화시설	6		2010-06-23	2013-08-02	-
		부산수지	영천-92	정봉예	오수5길 96 (오수동)	054- 334-9652	분쇄시설,용융시설	5		2003-06-24	2013-08-02	851
		동민산업협동조합	영천-306	강원철	오계공단길 36	054- 335-6245	분쇄시설,탈수시설, 압출시설	12	1,000	2013-06-26	2013-11-27	50
		서정엔프라	영천-181	서정기	금창로 1133-22	054-337 -5846	용융시설	2		2007-05-03	2013-08-08	107
		삼녕영농조합법인	영천-166	권태봉	장수로 2289	054-333_-4043	퇴비화시설,분쇄시설	34		2012-08-31	2012-08-31	10,875
		치산영농조합법인	영천-313	고봉수	치산효령로 715-73		퇴비화시설,분쇄시설	160		2013-11-17		-
		㈜대아에스엔에스	영천-238	손원균	완전공단길 24	054- 335-9395	분쇄시설, 압출시설	6	470	2009-11-03	2009-11-12	-
		천일수지	영천-133	이순희	청통로 556-6	054- 336-0317	분쇄시설, 압출시설	2		2000-07-07	2013-08-01	125
		㈜스카이에너지	영천-236	김재동	금박로 1020-31		용융시설, 분쇄시설	18		2013-06-25	2013-06-25	247
		KORA폴리머	영천-151	권오승	대성리 340-5(고경면)	054- 331-0041	분쇄시설, 압출시설	4		1997-11-19	2013-07-29	-
		㈜오피오	영천-265	장상연	채신1공단길 74-60	054-326_-9720	용융시설, 절단시설	12		2011-12-16	2012-02-02	840
		천억수지	영천-171	문연이	장수로 679		분쇄,탈수,용융시설	4	50	2006-05-02	2007-02-28	262
		에이스케미칼	영천-249	김정식	죽방길 294	054-337_-9966	분쇄시설, 압출시설	23		2010-08-19	2010-08-19	38

구 분		업체명	등록·관리번호	대표자	소재지	전화번호	시설명	처리능력 (톤/일)	설치비 (백만원)	허가(승인)일 (년.월.일)	사용시작일 (년.월.일)	2013년 처리량(톤)
시도	시군구											
경북	영천시	엘비산업	영천-130	이복자	신원길 136-10	054-336_-3795	분쇄시설	2	250	2004-10-04	2013-08-01	175
	상주시	대흥수지	2002-4	조현식	상주시 함창읍 오동리 402	541-8947	파쇄, 분쇄	6	200	2002-10-14	2004-12-09	308
		㈜포포텍	2004-1	김순란	상주시 공성면 석단로 483	534-0014	발효	80	400	2013-04-10	2013-04-10	2,740
		진들농산	1996-3	안경숙	상주시 모서면 백화로 17-20	531-2226	발효	200	700	1996-08-24	1996-08-24	15,487
		그린월드㈜	1996-5	김도형	상주시 공성면 평천공단길 29-14	532-3082	파쇄, 분쇄	43	250	1996-04-23	1996-04-23	4,342
		㈜백석화학	2012-2	김선환	상주시 화동면 중화로 1666	533-6893	정제, 탈수건조	24	80	2012-02-10	2012-02-10	266
		㈜청암환경개발	2007-4	이상대	상주시 영남제일로 503-27	534-0944	파쇄, 용융	40	1,000	2007-05-11	2007-05-11	1,323
		태영수지	2012-1	김수태	상주시 영남제이롤 333-7	532-0749	압출, 성형	40	70	2012-07-10	2012-07-10	401
		덕재영농조합법인	2012-5	권정옥	상주시 낙동면 장천2길 153-21	534-5937	발효	16	50	2012-05-04	2012-05-04	4,833
		(주)태원농산	2000-3호	박창범	화동 신촌리 26-1	531-2153	선별기, 분쇄기, 발효시설	80	1,300	1996-08-19	1996-08-19	26,545
		㈜올품	2012-6	대표이사	상주시 발산로135	533-9998	파쇄, 분쇄, 탈수	100	1,300	2012-05-21	2012-05-21	18,592
		상주농장	2013-1	김병집	상주시 양촌동 84-3	533-6737	발효	4	4,600	2013-02-28	2013-02-28	1,705
		㈜나노	2013-3	대표이사	상주시 청리면 마공공단로 60	535-5887	세척	30	40	2013-05-28	2013-05-28	501
		동서기업	2013-4	김정일	상주시 화서면 중화로 1726	531-2248	파쇄, 분쇄	40	40	2013-06-28	2013-06-28	-
		백두케미칼	2013-7	송재호	상주시 함창읍 영동길 9-32	541-1080	파쇄,분쇄	6	250	2013-07-10	2013-07-10	15
	문경시	(주)한국자원환경	2-4	남효원	산양면 진정리 630-5	553-4010	분쇄시설	20	200	2003-11-10	2003-11-10	3,978
		덕화환경(주)	2010-2	염덕화	마성면 하내리 63	571-2015	파쇄시설	320	100	2010-03-09	2010-03-09	76
		동창산업(주)	2004-5	노순하	마성면 외어리 1126-1	572-1056	분쇄시설	48	100	2004-09-02	2004-09-02	653
		(주)문경에코테크	2008-1	김준열	마성면 하내리 산229-4	572-0505	연료화시설	19	100	2008-05-01	2008-05-01	1,338
		(주)월드리싸이클링	2010-8	최소영	마성면 오천리 871		파쇄시설	120	200	2010-10-19	2010-11-02	867
		한국수지산업	2004-2	박화진	산양면 진정리 630-4	554-3121	분쇄시설	10	50	2004-07-19	2004-07-19	1,621
		(주)에이치에스코리아	2-13	신성철외1	신기공단1길 22-21	554-1232	파쇄시설	30	100	2012-11-13	2012-11-21	2,873
		현성리싸이클링	2003-1	안종택외1	신기동 1113	554-1195	파쇄시설	37	100	2003-01-08	2003-01-08	4,125
		(주)리뉴에코에너지	2-11	장송섭	마성면 가은로 311-18	571-0552	파쇄시설	400	500	2010-06-22	2012-07-24	21,140
		복산상사	1999-6	황선복	신기동 327	554-1700	분쇄시설	25	300	1999-11-20	1999-11-20	815
		(주)대명유지	2-6	정승모	농암면 사현리 557-1	571-4000	사료화시설	10	100	2009-09-23	2009-09-29	504
		푸른환경	2004-4	김명화	신기동 산32-14	553-0106	분쇄시설	180	100	2004-07-20	2004-07-20	356
		(주)대지	2005-1	박영서	산양면 녹문리 225-1	552-3931	건조시설	300	400	2005-04-30	2005-04-30	0

구 분		업체명	등록·관리번호	대표자	소재지	전화번호	시설명	처리능력 (톤/일)	설치비 (백만원)	허가(승인)일 (년.월.일)	사용시작일 (년.월.일)	2013년 처리량(톤)
시도	시군구											
경북	문경시	(주)삼성에코텍	2005-3	권지현	신기동 833-1	554-0570	압출시설	4	50	2005-08-04	2005-08-04	0
		(주)피엠리써치 문경공장	2-14	진인수	마성면 마성공단길 146	572-2330	반응시설	1	100	2013-04-03	2013-09-16	0
		경기상사	2006-3	전봉길	불정동 산1-1	553-0066	분쇄시설	8	100	2006-09-28	2006-09-28	0
		(주)무지환경	2010-4	권태화	유곡동 37	554-4312	분쇄시설	80	200	2010-05-18	2010-05-18	8,113
		삼림환경산업	2004-3	김옥화	유곡동 38-11	553-6868	분쇄시설	300	500	2004-07-19	2004-07-19	5,536
		경북산업	2009-1	김교석	신기동 969-1		절단시설	8	100	2009-03-18	2009-03-18	0
	경산시	㈜명광이엔에프	생활중간-3	정군호	경산시 압량면 가일길32길 64	817-9112	사료화시설	90		2000-05-06	2000-05-24	6,658
		원호금속㈜	사업중간-3	이중원	경산시 진량읍 공단6로 125-8	854-8080	파쇄분쇄시설, 절단시설, 압축시설	2	1,500	2000/08/08 2013/08/02 변경허가	2013-08-26	275
		(주)영신금속	사업중간-8	류영태,배순자	경산시 진량읍 공단4로 78	856-6486	정제시설, 파쇄분쇄시설, 증발농축시설, 반응시설, 탈수건조시설, 용해로	50	6,750	2005-05-17	2006-07-28	3,927
		미래자원㈜	사업중간-9	대표이사	경산시 진량읍 금박로133길 25-27	851-0141	파쇄분쇄시설	78	700	2006/10/17 2013/07/30 변경허가	2006-10-26	15,451
		호경산업	사업중간-11	김응주	경산시 진량읍 두인길 9	851-0731	반응시설	2		2009-07-30	2009-08-03	26
		㈜다다금속	사업중간-17	대표이사	경산시 진량읍 문천길 161-26	811-7897	용융시설, 정제시설	2		2011-04-11	2011-11-08	24
		영우산업	사업중간-19	이우익	경산시 남천면 대명길3길 94-18	811-5619	파쇄분쇄시설	8		2011-08-31	2011-09-29	1,259
		㈜해동자원	사업중간-20	대표이사	경산시 남산면 대왕로 64	581-6906	파쇄분쇄시설, 탈수시설, 압축시설, 용융시설	35		2011/09/06 처리업으로 전환	2011-09-19	7,029
		㈜엔에이치리사이텍컴퍼니 경산지점	사업중간-21	대표이사	경산시 하양읍 하양로 317		정제시설, 탈수시설, 응집침전시설, 파쇄분쇄시설	8	700	2011/10/21 2012/07/11 변경허가	2011/11/30 2012/07/20 변경허가	147
		대흥산업	사업중간-23	정점생	경산시 남천면 모골길 145		용융시설	5		2012-01-04	2012-01-11	1,750
		(주)천호금속	사업중간-24	대표이사	경산시 진량읍 문천길 166	053-857-6488		63	1,000	2012-01-20	2012/03/05 2012/07/30 2012/08/10	0
		한국수지	사업중간-25	최영배	경산시 자인면 한장군로 377-12	053-857-8405		41		2012-01-30	2012-02-17	120
		선두금속	사업중간-26	김수명	경산시 압량면 압량안길 3		정제시설	1		2012-02-03	2011-05-19	0
		㈜원동	사업중간-27	서상권	경산시 압량면 연무길 19-6	053-817-8109	절단시설, 파쇄분쇄탈피시설, 유수분리시설	46		2012-02-24	2013-09-01	5,160
		엔피에프㈜	사업중간-31	신후철	경산시 자인면 옥천2길 13	053-856-8317				2012-07-16	2012-07-16	15
		㈜건영산업	사업중간-32	김종호	경산시 남산면 성산로 593-8	053-857-9911	파쇄분쇄시설	12	50	2012-07-20	2012-07-20	1,244
		한주산업	사업중간-33	최종민	경산시 자인면 원효로162길 50	053-851-0690	파쇄분쇄탈피시설, 용융시설	20		2012-07-31	2012-07-31	116
		㈜에스디지엔텍	사업중간-34	대표이사	경산시 진량읍 평사1길 104-16	053-857-6612	파쇄분쇄시설, 절단시설, 용융시설	26	20	2012-09-14	2012-09-17	3,401
		㈜디에스엔프라	사업중간-36	대표이사	경산시 진량읍 아사길 45-28	053-853-7714	파쇄분쇄시설, 용융용해시설	35	15	2012-11-13	2012-11-27	2,084
		㈜광현케미칼	사업중간-37	문상희	경산시 남산면 송내리 59-3	053-852-5870	절단시설, 용융시설	30	10	2012-12-10	2012-12-10	980
		지씨테크㈜경산공장	사업중간-38	김진오	경산시 남산면 서원천로40길 8-21	053-719-0500	파쇄분쇄시설	240	300	2013-01-15	2013-02-22	10,738

구 분		업체명	등록·관리번호	대표자	소재지	전화번호	시설명	처리능력 (톤/일)	설치비 (백만원)	허가(승인)일 (년.월.일)	사용시작일 (년.월.일)	2013년 처리량(톤)
시도	시군구											
경북	경산시	㈜그린경산	사업중간-39	정육주	경산시 용성면 원효로 1266-25	053-853-2222	사료화, 퇴비화, 소멸화, 부숙토생산시설	90	100	2013-02-06	2013-04-12	710
		㈜폴리머뱅크	사업중간-41	김성민	경산시 와촌면 용천길5길 28	053-853-1700	용융시설, 파쇄분쇄시설	30	30	2013-03-07	2013-03-07	2,684
		㈜드림이피에스	사업중간-42	황영신	경산시 진량읍 두인길 23	053-661-3380	파쇄분쇄시설, 그 외 재활용시설, 용융시설	3	20	2013-04-30	2013-05-06	217
		열린폴리마	사업중간-42	배민자	경산시 압량면 가일길24길 47	053-817-6023	파쇄분쇄시설	2	20	2013-04-23	2013-05-28	262
		㈜성원리사이클	사업중간-44	장지영	경산시 진량읍 의송길 29	053-852-5010	용융시설, 파쇄분쇄시설	211	15	2013-05-23	2013-06-11	2,638
		㈜동일	사업중간-45	우승협	경산시 남천면 모골길 50		압축시설, 파쇄분쇄탈피시설	2		2013-06-29	2013-07-04	260
		용성케미칼	사업중간-47	장종필	경산시 압량면 가일길 46-11	802-4984	파쇄분쇄시설, 탈수건조시설, 용융시설, 절단시설	48		2013-06-14	2013-06-14	1,252
		청남산업	사업중간-48	이동재	경산시 압량면 내리길25길 64	817-5890	절단시설, 파쇄분쇄시설, 탈수건조시설, 그 외 재활용시설, 용융시설	83		2013-06-14	2013-06-24	1,474
		성진하이텍	사업중간-49	안재완	경산시 옥산로 197 (중산동	746-3068 812-7889	용융용해시설	6		2013-07-12	2013-07-12	10
		백천산업사	사업중간-50	박재헌	경산시 진량읍 동자1길 8	853-7839	용융시설, 절단시설, 탈수건조시설	14		2013-07-12	2013-10-29	1,119
		동산타이어	사업중간-52	김광영	경산시 와촌면 금송로87길 39	853-0909	압축시설, 그 외 재활용시설	2		2013-07-19	2013-07-19	241
		고려타이어공업㈜	사업중간-53	김말예	경산시 압량면 내리길19길 57-3	817-5576		2		2013-07-22	2013-07-22	355
		이화고무	사업중간-54	박재철	경산시 남매로 237 (중방동)	815-9232	절단시설	1		2013-07-22	2013-07-22	30
		신일산업	사업중간-55	신홍직	경산시 남산면 전지공단길 34-11	851-8510	압축압출성형주조시설	8		2013-07-22	2013-07-22	513
		대경수지	사업중간-56	김신희	경산시 진량읍 금박로133길 25-22	853-1398	용융시설, 압축시설	3		2013-07-25	2013-07-25	311
		하나산업	사업중간-57	최호일	경산시 와촌면 용천길 48		용융시설	16		2013-07-25	2013-07-25	371
		㈜삼부엔텍	사업중간-58	박성호	경산시 남천면 남성현로 1038	814-2435	선별시설, 탈수건조시설	50		2013-07-25	2013-07-25	7,328
		㈜동진케미칼	사업중간-59	김보수	경산시 진량읍 공단4로217	856-8148	탈수건조시설, 파쇄분쇄시설, 용융시설	16		2013-07-01	2013-07-01	3,122
		평화산업	사업중간-60	반일근	경산시 진량읍 금박로133길 25-18	851-8842	파쇄분쇄시설	320		2013-07-29	2013-07-29	2,892
		고려MMA	사업중간-62	원충연	경산시 압량면 압량안길 38	817-2533	용융시설	6		2013-07-29	2013-07-29	240
		한용금속㈜	사업중간-63	박중근	경산시 진량읍 공단4로5길 79	856-8211	용융시설, 파쇄분쇄시설	123	1,500	2013-07-29	2013-07-29	3,785
		현대엔프라	사업중간-64	김태기	경산시 압량면 내리길19길 19	817-0140	파쇄분쇄시설, 용융시설	54		2013-07-29	2013-07-29	112
		부림인슈보드㈜	사업중간-65	염상욱	경산시 압량면 연무길 53	856-8182	용융시설	10		2013-07-30	2013-07-30	329
		영인 케미칼	사업중간-67	한태열	경산시 자인면 읍천2길 24	856-1857	용융시설	9		2013-07-31	2013-07-31	320
		태영테크	사업중간-68	박순희	경산시 진량읍 다문로74길 11-7	857-4479	용융시설, 파쇄분쇄시설, 탈수건조시설	28		2013-07-31	2013-08-22	288
		동신수지	사업중간-70	윤 은	경산시 압량면 연무길 13	817-3221	용융시설	1		2013-08-01	2013-08-01	170
		동일수지산업사	사업중간-71	김독경	경산시 진량읍 아사길 23	851-2383	용융시설	4		2013-08-01	2013-08-01	1,300
		하나 EPS	사업중간-72	서애숙	경산시 압량면 가일길24길 53	817-7148	파쇄분쇄시설, 용융시설	34		2013-07-09	2013-09-17	600

구 분		업체명	등록·관리번호	대표자	소재지	전화번호	시설명	처리능력 (톤/일)	설치비 (백만원)	허가(승인)일 (년.월.일)	사용시작일 (년.월.일)	2013년 처리량(톤)
시도	시군구											
경북	경산시	배성산업	사업중간-73	전한수	경산시 압량면 연무길 19-6	818-8177	절단시설, 용융시설, 탈수건조시설	12		2013-08-06	2013-08-06	1,171
		광진산업㈜	사업중간-74	김태숙	경산시 진량읍 공단4로5길 80	857-9443	파쇄분쇄시설	4		2013-08-07	2013-08-07	0
		(주)월드엔프라	사업중간-77	이선희	경산시 자인면 원효로 156길140		파쇄분쇄시설, 용융시설	32		2013-08-14	2013-09-26	0
		성광산업	사업중간-78	박재상	경산시 진량읍 당곡2길 80	854-6969	용융시설	4		2013-08-19	2013-08-19	168
		천금산업	사업중간-79	장연옥	경산시 압량면 연무길 19-4		탈수건조시설, 용융시설	1		2013-08-30	2013-08-30	300
		일광금속	사업중간-80	나한필	경산시 압량면 주들길 177-11	811-6453	파쇄분쇄시설, 용융시설	12	50	2013-08-30	2013-08-30	1,664
		세명산업	사업중간-81	이호달	경산시 와촌면 솔구불길 24-20		용융시설	1		2013-09-04	2013-09-04	258
		SH인더스트르	사업중간-82	한혜숙	경산시 남천면 남천로 421-48		용융시설	19		2013-09-06	2013-10-28	0
		대원산업	사업중간-87	이태호	경산시 압량면 압량리 234	053-817-0920	용융시설	1		2013-11-18	2013-11-18	126
		금하공업㈜	사업중간-88	대표이사	경산시 와촌면 대동공단길 24	853-2051	파쇄분쇄시설, 절단시설	3		2013-11-25	2013-12-09	0
	군위군	현대케미칼산업	2013-6	송정준	효령면 고곡리 296-12	383-7521	파쇄시설2, 용융시설1	3	40	1998-08-24	1998-08-24	593
		㈜다금수지	2012-1	박나현	효령면 고곡리1408-44	383-6242	파쇄시설1, 탈수건조 1, 용융압출2, 절단시설2	5	75	2001-09-18	2001-09-18	1,770
		군위축협비료공장	2013-1	김진열	군위읍 외량리132-1	383-4998	그외 재활용시설	10	200	2004-02-23	2004-02-23	153
		응광산업	2013-5	이병열	군위읍 수서 561-23	380-6263	용융압출시설1	10	45	2005-08-04	2005-08-04	602
		산성톱밥	2013-3	신옥자	산성면 봉림리 804-1		파쇄분쇄시설1	5	10	2006-05-26	2006-05-26	30
		㈜광성	2013-4	최덕수	소보면 달산리 435		절단시설5	5	20	2011-07-19	2011-07-19	0
	의성군	효성오엔비㈜ 의성공장	의성2012-1	박태헌	의성군 의성읍 용연1길 40-17	054-833-7613	기계적재활용시설(선별,분쇄,성형시설)	200	1,000	2012-03-19	2012-04-23	16,235
		㈜동산에스엔알	의성2012-2	장세한	의성군 금성면 공룡로 281	054-834-1195	기계적재활용시설(선별,분쇄시설)	16	500	2012-04-06	2012-05-08	0
		㈜수강플라텍	39508	차중현	의성군 봉양면 농공마전길 46-7	054-834-7525	기계적재활용시설(파쇄,분쇄,용융시설)	8	600	2013-07-18	2013-07-18	275
		우성산업	40299	도재천	의성군 단밀면 도안로 104-61	054-862-4008	기계적재활용시설(파쇄,분쇄,용융시설)	48	700	2013-07-17	2013-07-17	6,194
		참바이오	40179	황재철	의성군 단북면 신락3길 21	054-862-8777	생물학적재활용시설(부숙토생산시설)	100	500	2013-07-18	2013-08-12	10,113
		중앙영농조합법인	40210	정주석	의성군 비안면 도암2길 42	054-832-9420	생물학적재활용시설(퇴비화시설)	400	300	41473	41498	8954
							기계적재활용시설(분쇄,성형시설)	400	300			
		의성서부영농조합법인	40238	이충원	의성군 구천면 도개구천길 1102	054-861-8395	생물학적재활용시설(퇴비화시설)	400	300	41473	41498	2416
							기계적재활용시설(분쇄,성형시설)	280	300			
		㈜신풍세라믹	41275	전연수	의성군 구천면 도개구천길 1134	054-861-6565	기제적재활용시설(소성시설)	38	600	2013-03-11	2013-03-21	7,957
	영양군	신대진환경㈜	2013-1	김재환	청기면 산운리 186-3	054-683-0017	파쇄기	24		2013-02-08	2013-02-18	1,223
		영양그린비료	2013-2	박창환	일월면 가곡리 162-1	054-683-9797	퇴비화시설	50		2013-07-04	2013-07-14	3,700

구 분		업체명	등록·관리번호	대표자	소재지	전화번호	시설명	처리능력 (톤/일)	설치비 (백만원)	허가(승인)일 (년.월.일)	사용시작일 (년.월.일)	2013년 처리량(톤)
시도	시군구											
경북	영덕군	와이비바이오㈜	2013-1	조창범	강구면 원직리 산2	054-734-5778	화학적(반응시설)	4	700	1999-12-20	1999-12-20	1,210
		강민산업㈜	2013-4	권기규	강구면 원직리 113	054-733-9900	생물학적(사료화)	10	500	2004-09-07	2004-09-07	1,090
		영덕대게비료영농조합법인	2013-3	박창언	축산면 기암리 291	054-734-4435	생물학적(퇴비화)	9	70	1999-10-02	1999-10-02	1,030
		청정산업㈜	2001-1	천기열	영덕읍 삼계리 산51	054-734-0209	기계적(파쇄분쇄)	100	150	2001-04-27	2001-04-27	0
		하나리싸이클링㈜	2012-3	대표이사	창수면 인천리 80-1	054-734-3507	기계적 (파쇄분쇄, 절단, 용융, 압출)	94	1,500	2008-02-13	2008-06-18	9,000
		세황내화㈜	2013-2	윤기수	축산면 기암리 190-2		기계적(파쇄분쇄)	72	500	2009-01-22	2009-01-22	1,795
	청도군	㈜농업회사법인영화에이에프	201100001	양기석	청도군 청도읍 새마을로 1102-14	373-7863	파분쇄시설	5	57	2011-11-02	2011-12-02	1,722
		성원산업	201200001	정경희	청도군 매전면 청려로 3625	373-5015	압축,파분쇄,용융	17	1,200	2012-04-30	2004/08/23 (재활용신고→ 종합재활용 변경)	286
		장원산업	201200002	장은철	청도군 풍각면 지리골길 87	373-0347	파분쇄,절단,성형	20	100	2012-05-17	2012-05-23	200
		㈜세정	20130003	김득주	청도군 풍각면 봉기1길 31-29	373-0292	압축,파분쇄,용융,절단, 탈수.건조	120	100	2013-10-23	2005/04/16 (재활용신고→ 종합재활용 변경)	3,225
		㈜태영티알티	20130004	김창식	청도군 풍각면 봉기1길 32-10	371-6811	연마,가황시설	24	770	2012-10-23	2011/01/27 (재활용신고→ 종합재활용 변경)	1,035
		㈜서영	20130005	조동제	청도군 풍각면 봉기1길 32-9	371-5694	파분쇄,절단	43	450	2012-10-23	2005/05/03 (재활용신고→ 종합재활용 변경)	836
	고령군	원일환경㈜	제99-1호 (1999.6.21)	김순옥	다산면 노곡리 산35	956-2444	사료화	96	1,100	1999-06-21	1999-06-21	11,746
		㈜제일(지점)	제2012-25호 (2012.7.10)	최제일	성산면 지리골길 31	954-9131	사료화	60	3,000	2012-12-18	2012-12-18	1,646
		㈜오케이산업	제2008-6호 (2008.7.16)	김성식	다산면 다산산단로 54-58	954-0575	사료화	96	3,000	2013-02-14	2013-02-14	1,137
		㈜국제환경	제00-2호 (2000.8.18)	안병국	고령읍 장기공단1길 38-12 (장기리 278-1)	954-0487	건조	50	300	2000-08-18	2000-08-18	0
		보경산업	제00-3호 (2000.8.18)	김수영	고령읍 장기공단1길 111-15 (고아리 205-1)	954-6330	건조	20	150	2000-08-18	2000-08-18	2,027
		성진산업	제01-1호 (2001.4.20)	임철수	고령읍 장기공단1길 93 (장기리 298-2)	956-2021	건조	40	450	2001-04-20	2001-04-20	4,523
		진성농산	제09-1호 (2009.3.20)	김의철	성산면 성산로 996-4 (득성리 163-5)		분쇄	8	50	2009-03-20	2009-03-20	544
		㈜신아티앤씨고령공장	제09-4호 (2011.6.10)	최춘구,최봉구	성산면 성산로 668 (기산리 256)	954-6565	분쇄,반응	8	200	2011-06-10	2011-06-10	0
		글로벌에코㈜	제11-2호 (201.5.23)	안태건	개진면 반운공단길 27 (반운리 111)	956-6701	절단	49	50	2013-05-23	2013-05-23	206
		진승금속㈜	제11-4호 (2011.11.25)	김욱현	쌍림면 산당청계길 118 (산당리 135)		용융	4	200	2011-11-25	2011-12-08	506
		장원피엔알	제12-2호 (2012.1.16)	이경희	성산면 성산로 492-31 (사부리 306-1)	956-3556	절단,용융	5	150	2012-01-16	2012-01-19	1,630
		㈜현대리싸이클링고령지점	제12-3호 (2014.1.15)	장동오	다산면 다산산단1길 111-13 (송곡리 1384-1)		탈피,분쇄	3	100	2014-01-15 (권력승계)	2014-01-15 (권력승계)	201
		삼보주공㈜	제12-4호 (2012.4.12)	정인규	다산면 다산산단로 88 (송곡리 1017)	954-6377	신사보충(혼합)	4	0	2012-04-12	2012-04-12	716
		㈜삼우리싸이클	제12-7호 (2012.5.11)	최범수	개진면 회천로 343 (반운리 746-2)	956-1131	용융	2	150	2012-05-11	2012-05-11	122
		㈜서호금속	제12-8호 (2012.5.30)	서영주	개진면 개경포로 517 (개포리 167-6)		탄화,분쇄,용융	7	100	2012-05-30	2012-06-01	72

구 분		업체명	등록·관리번호	대표자	소재지	전화번호	시설명	처리능력 (톤/일)	설치비 (백만원)	허가(승인)일 (년.월.일)	사용시작일 (년.월.일)	2013년 처리량(톤)
시도	시군구											
경북	고령군	에스디엔프라	제12-10호 (2012.6.1)	김점순	성산면 성산로 492-33 (사부리 306-3)		용융,절단	1	150	2012-06-01	2012-06-01	249
		상리에틸렌	제12-11호 (2012.7.6)	이성자	성산면 삼대길 10 (삼대리 307-8)		압출(성형)	3	150	2012-07-06	2012-07-13	670
		가야리엔텍	제12-13호 (2012.7.19)	김정옥	개진면 회천로 453 (반운리 387)		분쇄	12	150	2012-07-19	2012-07-27	789
		미래자원	제12-14호 (2012.7.20)	배경웅	개진면 인안길 19 (생리 56)		선별	1	100	2012-07-20	2012-07-23	144
		현대수지산업	제12-15호 (2012.7.23)	김성우	고령읍 회천로 269 (장기리 559)		성형	4	150	2012-07-23	2012-07-27	300
		제세산업	제12-17호 (2012.9.3)	김경호	성산면 신기길 85-5 (용소리 451-5)		성형	5	150	2012-09-03	2012-09-04	0
		통원산업	제12-18호 (2012.9.27)	최애니	고령읍 장기공단1길 48-16 (장기리 297-1)	955-7496	증자,혼합	6	100	2012-09-27	2012-09-27	562
		영한인더스트리	제12-20호 (2013.8.28)	김종한	고령읍 장기공단2길 22 (고아리 208-6)	954-935	가열로,선별	3	200	2013-08-28	2013-08-28	188
		주명화학	제12-21호 (2012.11.23)	김주명	개진면 개경포로 512 (개포리 524)	954-9074	분쇄	15	150	2012-11-23	2012-11-23	2,581
		완광산업사	제12-22호 (2012.11.29)	이봉섭	성산면 개경포로 2023 (삼대리 269)	955-7202	성형	4	150	2012-11-29	2012-11-29	100
		경림폴리머	제12-23호 (2012.12.6)	이창규	다산면 나선로 254-31 (나정리 196-1)		분쇄,성형	6	200	2012-12-06	2012-12-11	156
		명진산업	제13-2호 (2013.7.26)	조재옥	고령읍 장기공단1길 76 (장기리 295)		소성	4	100	2013-07-26	2013-07-26	0
		남경산업	제13-3호 (2013.8.7)	한창수	개진면 양전길 55 (반운리 153)	956-5111	분쇄	4	70	2013-08-07	2013-08-07	684
		㈜리싸이클피아고령	제13-4호 (2013.4.8)	강승호, 김혁	다산면 다산산단1길 49-13 (송곡리 1544)	956-1544	분쇄,압출	72	80	2013-04-08	2013-04-08	1,982
		애국단체원도시광산 사업단티케이㈜	제13-5호 (2013.4.15)	안태건	개진면 반운공단길 27 (반운리 111)	956-9289	탈피,절단	42	50	2013-04-15	2013-09-17	0
		묘림	제13-7호 (2013.4.25)	김강수	성산면 개경포로 1710 (오곡리 429)	956-1772	절단,파쇄	45	100	2013-04-25	2013-04-25	219
		신진산업	제13-8호 (2013.6.7)	이성복	다산면 상곡3길 29 (상곡리 151-23)	956-1013	선별,혼타	1	50	2013-06-07	2013-06-07	270
		가야씨엔씨㈜	제13-10호 (2013.7.19)	이상목	쌍림면 쌍림공단길 118 (고곡리 199-5)	955-8085	성형	80	150	2013-07-19	2013-07-19	3,680
		개진영농조합법인	제13-11호 (2013.7.19)	허만원	개진면 구곡길 88-9 (구곡리 641)	954-8134	퇴비화	17	100	2013-07-19	2013-07-19	6,017
		금송케미칼	제13-13호 (2013.7.22)	김억수	개진면 개경포로 303 (직리 223-2)		분쇄,성형	10	150	2013-07-22	2013-07-22	350
		㈜대우알엔씨	제13-14호 (2013.7.25)	이시목	쌍림면 방아실길 51 (안림리 732)	956-4897	분쇄,성형	24	200	2013-07-25	2013-07-25	4,232
		대동케미칼	제13-16호 (2013.7.26)	김임규	성산면 신기길 107-4 (용소리 506)	955-0047	분쇄	18	100	2013-07-26	2013-07-26	903
		우리수지산업	제13-18호 (2013.8.14)	권도섭	성산면 고탄공단길 8-30 (고탄리 645-1)		성형	3	100	2013-08-14	2013-08-14	1,200
		유진산업사	제13-19호 (2013.8.22)	김무배	개진면 개경포로 402 (직리 309-5)	956-0130	성형	2	50	2013-08-22	2013-08-22	150
		하나금속	제13-20호 (2013.8.22)	조성래	개진면 치산길 15 (인안리 405-4)	954-3802	분쇄	5	50	2013-08-22	2013-08-22	0
		㈜미영케미칼	제13-21호 (2013.8.23)	이영호	개진면 구곡길 88-31 (구곡리 728)	954-6051	성형	12	110	2013-08-23	2013-08-23	644
		미영수지	제13-22호 (2013.8.23)	이미정	개진면 구곡길 88-31 (구곡리 728)	94-6051	성형	5	100	2013-08-23	2013-08-23	530
		창성산업	제13-23호 (2013.8.23)	김동찬	개진면 양전길 24 (반운리 332-1)		성형	6	120	2013-08-23	2013-08-23	525

구 분		업체명	등록·관리번호	대표자	소재지	전화번호	시설명	처리능력 (톤/일)	설치비 (백만원)	허가(승인)일 (년.월.일)	사용시작일 (년.월.일)	2013년 처리량(톤)
시도	시군구											
경북	고령군	태원산업	제13-24호 (2013.8.23)	김명희	쌍림면 방아실길 59 (안림리 737-1)	956-4805	절단	10	70	2013-08-23	2013-08-23	640
		대길수지	제13-25호 (2013.8.27)	윤진영	성산면 개경포로 2123 (득성리 249-3)	954-4544	분쇄,세척	8	100	2013-08-27	2013-08-27	150
		대화DSR	제13-26호 (2013.8.27)	이재원	다산면 다산산단1길 125 (송곡리 1417)	954-1344	건조,선별	140	500	2013-08-27	2013-08-27	14,829
		화신금속㈜대구공장	제13-27호 (2013.9.2)	손광목	개진면 개경포로 532 (개포리 497-3)	954-6313	용융	24	150	2013-09-02	2013-09-02	118
		대지산업	제13-28호 (2013.9.2)	김성호	덕곡면 덕운로 174 (후암면 32)	956-1872	분쇄	90	70	2013-09-02	2013-09-02	25,340
		만성	제13-29호 (2013.9.12)	이순달	개진면 개진산단길 44 (신안리 5)	956-5057	분쇄	12	70	2013-09-12	2013-09-12	111
		서진산업	제13-32호 (2013.9.23)	전강순	다산면 다산산단로 251 (송곡리 1855)	053-611-9781	소성	4	150	2013-09-23	2013-09-23	191
		천마산업	제13-34호 (2013.11.8)	이점석	성산면 개경포로 2086-7 (삼대리 172)	956-7760	성형	4	150	2013-11-08	2013-11-26	730
		㈜신영금속	제13-36호 (2013.11.14)	이승림	고령읍 장기공단1길 38-23 (장기리 284-3)	954-1871	용융	10	200	2013-11-14	-	0
		의성환경	제13-38호 (2013.12.5)	김선자	성산면 지리골길 43 (삼대리 358-3)		성형	1	70	2013-12-05	2013-12-05	150
		수성수지	제13-39호 (2013.12.11)	이학수	다산면 다산산단로 201 (송곡리 1841)	956-6859	분쇄,성형	30	200	2013-12-11	2013-12-18	16
		사회복지법인베트남참전유공전우회복지재단대구공장	제13-40호 (2013.12.13)	이화호	개진면 개경포로 1486 (생리 181-1)	956-8551	절단,탈피	5	50	2013-12-13	2013-12-13	0
		한영실업	제13-41호 (2013.12.24)	이상복 정창배	고령읍 장기공단1길 38-13 (장기리 285-2)	955-0048	소각열회수시설	2	600	2013-12-13	2014-03-17	0
	성주군	(주)동방이엠티제2공장	성주 제6호	나경욱	경상북도 성주군 선남면 용신리 806-5	054-931-3880	정제시설,반응시설	4	-	2009-07-03	2009-07-03	410
		(주)청진기업	제24-G-130호	배현숙	경상북도 성주군 선남면 도성리 44-3	054-933-0558	파쇄시설	50	-	2005-03-15	2005-03-15	50,000
		백봉환경산업(주)	제24-G-81호	황현식	경상북도 성주군 용암면 사곡리 993	054-933-0356	분쇄시설,압출시설	13	-	2006-12-18	2006-12-18	363
		(주)나스코	제24-G-142호	서영근	경상북도 성주군 성주읍 용산리 1058-3	054-933-6588	파쇄시설	90	-	2005-03-09	2005-03-09	832
		(주)대한실업 성주지점	제24-G-108호	조성수	경상북도 성주군 벽진면 가암리 169-2	053-931-3452	파쇄시설,성형시설	60	-	2010-10-20	2010-10-20	4,636
		삼진자원	제24-G-44호	조팔수	경상북도 성주군 월항면 유월리 923번지	054-933-7470	용융시설,분쇄시설	12	-	2005-01-15	2005-01-15	197
		현성 프라스틱	제24-G-47호	박수용	경상북도 성주군 선남면 용신리 806-4번지	054-931-8233	분쇄시설	6	-	2001-03-24	2001-03-24	219
		백승플라스틱	제24-G-157호	박정흠	경상북도 성주군 선남면 선원리 326번지	054-933-0878	분쇄,용융,절단시설	4	-	2007-05-17	2007-05-17	206
		(주)앞선환경	제24-G-181호	유경자	경상북도 성주군 선남면 용신리 643-6	054-931-8077	선별,분쇄,증자,발효시설	48	-	2008-09-04	2008-09-04	0
		달구벌산업	제24-G-242호	이은열	경상북도 성주군 선남면 오도리 28번지	054-933-1759	분쇄,세척,탈수,용융시설	12	-	2011-04-01	2011-04-01	2,097
		동일	제24-G-27호	이건동	경상북도 성주군 월항면 유월리 175-1	054-931-8865	용융,절단,파쇄시설	14	-	2011-03-04	2011-03-04	7,690
		삼천리 산업	제24-G-42호	추명종	경상북도 성주군 용암면 사곡리 992	054-931-0645	성형시설	1	-	2005-07-29	2005-07-29	219
		천궁산업	제24-G-225호	김광열	경상북도 성주군 선남면 용신리 573-5	054-931-5590	분쇄,용융,절단시설	16	-	2010-04-29	2010-04-29	0
		(주)성안기업	제2012-16호	전동재	경상북도 성주군 용암면 사곡리 990-1	054-931-6407	파쇄시설	13	-	2010-04-11	2010-04-20	1,674
		성원산업	제24-G-101호	김은진	경상북도 성주군 벽진면 가암리 169번지	054-931-8607	용융시설,분쇄시설	5	-	2004-07-23	2004-07-23	1,378

구 분		업체명	등록·관리번호	대표자	소재지	전화번호	시설명	처리능력 (톤/일)	설치비 (백만원)	허가(승인)일 (년.월.일)	사용시작일 (년.월.일)	2013년 처리량(톤)
시도	시군구											
경북	성주군	대흥수지	제24-G-183호	김정희	경상북도 성주군 용암면 상언1리 702-7	054-931-9491	용융시설	4	-	2007-04-06	2007-04-06	250
		(주)늘품테크	제24-G-156호	김동순	경상북도 성주군 월항면 대산리 141	054-933-7761	분쇄시설,압축시설	16	-	2009-12-21	2009-12-21	0
		명륜산업	제24-G-211호	이만형	경상북도 성주군 월항면 보암리 736번지	054-931-3872	분쇄시설	80	-	2009-05-06	2009-05-06	9,173
		대현산업	제24-G-75호	김성현	경상북도 성주군 선남면 도성리 441-1	054-931-6022	분쇄,탈수시설	5	-	2008-10-02	2008-10-02	18
		영진자원	제24-G-72호	박영정	경상북도 성주군 용암면 상언리 614-13				-	2006-02-13	2006-02-13	0
		녹색자원	제24-G-76호	이재선	경상북도 성주군 성주읍 대황리 816-1	054-931-0844	파쇄,선별시설	11	-	2003-03-18	2003-03-18	4,026
		용산산업	제24-G-73호	이선재	경상북도 성주군 선남면 선원리 660-2	054-932-3842	절단,용융시설	2	-	2003-02-10	2003-02-10	147
		(주)켐피아바이오	제24-G-199호	김진동	경상북도 성주군 벽진면 매수리 445번지	054-930-6777	발효시설	60	-	2011-06-02	2011-06-02	9,763
		대송폴리에스텔	제24-G-173호	전경숙	경상북도 성주군 용암면 사곡리 1014-3	054-933-2827	용융시설	5	-	2006-11-08	2006-11-08	1,190
		(주)서대구에너지	제2012-21호	김철민	경상북도 성주군 용암면 사곡리 988번지	053-857-5011	분쇄시설	160	-	2012-11-16	2012-11-16	16,900
		(주)아인합섬	제24-G-1호	박종국	경상북도 성주군 초전면 용봉리 384번지	054-933-4341	용융시설	4	-	2004-09-23	2004-09-23	1
		대일수지	제24-G-43호	이상식	경상북도 성주군 월항면 대산리 622-2	054-933-9513	용융,분쇄시설	3	-	2005-10-26	2005-10-26	402
		(주)부강산업	제24-G-33호	서순애	경상북도 성주군 용암면 기산리 1178-8번지	054-932-5721	성형,혼합시설	4	-	2008-01-10	2008-01-10	322
		세원기업(주)	제2011-02호	이현미	경상북도 성주군 용암면 대봉리 487번지	054-932-3458	분쇄시설	80	-	2011-10-31	2011-10-31	483
		진일산업	제24-G-89호	배문환	경상북도 성주군 성주읍 금산리 817-5	054-931-2288	절단시설,혼타시설	5	-	2005-02-14	2005-02-14	0
		동일수지	제24-G-92호	이건동	경상북도 성주군 월항면 유월리 154-1	054-931-8817	분쇄시설,용융시설	11	-	2005-11-24	2005-11-24	3,253
		보광 bkp	제24-G-193호	이호기	경상북도 성주군 선남면 선원리 326	054-931-6618	분쇄시설	4	-	2007-12-17	2007-12-17	70
		용현산업	제24-G-152호	정용선	경상북도 성주군 선남면 소학리 1076번지	054-933-0169	절단,용융시설	1	-	2006-03-22	2006-03-22	2,369
		하륜	제24-G-243호	이연하	경상북도 성주군 월항면 장산리 454	054-931-9240	분쇄,탈수,용융,절단시설	25	-	2010-11-30	2010-11-30	188
		우진온돌판넬	제24-G-143호	이강식,홍순욱	경상북도 성주군 선남면 용신450	054-931-9204	용융시설	1	-	2005-06-08	2005-06-08	0
		에코-텍	제24-G-83호	김경숙	경상북도 성주군 선남면 문방리 1415-2	054-932-5511	용융,분쇄시설	28	-	2008-03-24	2008-03-24	0
		주식회사모아성주공장	제24-G-69호	송재동	경상북도 성주군 선남면 문방리 1415	054-933-9201	파쇄,용융,압출	5	-	2002-11-28	2002-11-28	0
		(주)세진케미칼	제24-G -229호	주용범	경상북도 성주군 용암면 사곡리 1000	054-931-1800	용융,분쇄시설	8	-	2011-08-26	2011-08-26	3,311
		대경폴리엔텍	제24-G-226호	김진우	경상북도 성주군 월항면 보암리 722번지	054-931-8340	용융시설	15	-	2010-05-11	2010-05-11	1,907
		주성산업	제24-G-174호	이진희	경상북도 성주군 초전면 용봉리 70-1	054-931-5581	절단,용융시설	12	-	2006-11-16	2006-11-16	1,259
		화성폴리머	제2011-03호	김영성	경상북도 성주군 용암면 사곡리 1016-5번지	054-933-4033	분쇄,용융시설	30	-	2011-11-03	2011-11-03	0
		크린코리아	제24-G-197호	이 위용	경상북도 성주군 월항면 대산리 23번지	054-933-4692	분쇄시설	42	-	2008-04-14	2008-04-14	7,926
		무진리사이클	제24-G-253호	방윤희	경상북도 성주군 용암면 운산리 143-6	0549-933-9792	분쇄시설	2	-	2011-08-01	2011-08-01	0

구 분		업체명	등록·관리번호	대표자	소재지	전화번호	시설명	처리능력 (톤/일)	설치비 (백만원)	허가(승인)일 (년.월.일)	사용시작일 (년.월.일)	2013년 처리량(톤)
시도	시군구											
경북	성주군	대경산업	제24-G-138호	박봉규	경상북도 성주군 선남면 문방리 1400-14	054-931-8582	파쇄,압축시설	27	-	2008-12-05	2008-12-05	0
		주식회사 한국영우 지점	제24-G-27호	김창호	경상북도 성주군 선남면 용신리 775-1	053-759-9336	파쇄,절단시설	10	-	2007-05-11	2007-05-11	57
		(주)일신에코플라텍	제24-G-205호	박정규	경상북도 성주군 선남면 문방리 1123	054-933-5390	분쇄,용융,절단,탈수시설	32	-	2008-12-05	2008-12-05	0
		(주)크레진	제24-G-191호	김경웅	경상북도 성주군 선남면 문방리 1415-3	054-931-1488	파쇄시설	3	-	2007-09-27	2007-09-27	0
		(주)중원코리아 제2공장	제2013-1호	최일수	경상북도 성주군 용암면 용계리 800-9	054-933-7808	분쇄시설	35	-	2013-01-04	2013-01-04	4,456
		티알엠	제2012-08호	김효덕	경상북도 성주군 금수면 광산리 865	054-933-7897	선별시설	8	-	2012-06-07	2012-06-07	653
		(주)정한그린테크	제24-G-31호	정은미	경상북도 성주군 벽진면 봉계리 675	054-931-6275	퇴비화시설	20	-	2000-04-26	2000-04-26	1,342
		(주)새한산업개발	제24-G-181호	김진아	경상북도 성주군 선남면 용신리 선노로582-4	054-933-8568	파쇄,용융시설	60	-	2007-08-13	2007-08-13	20,854
		포스틸	제2013-12호	이상복	경상북도 성주군 월항면 지방리 266		분쇄시설	3	-	2011-10-07	2011-10-07	427
		대림산업	제24-g-172호	김세철	경상북도 성주군 선남면 유서리 365-10	054-931-1509	분쇄시설	12	-	2006-10-23	2006-10-23	1,375
		그린수지	제24-G-137호	최문수	경상북도 성주군 선남면 용신리 210번지	054-931-5664	분쇄,용융시설	13	-	2011-06-15	2011-06-15	1,120
		벧엘산업	제24-G-103호	강민성	경상북도 성주군 초전면 칠선리 45-3	054-933-3350	용융,분쇄,절단시설	102	-	2011-05-04	2011-05-04	91
		신원플라텍	제2012-05호	박성규	경상북도 성주군 초전면 칠선리 62-1	054-931-2375	절단,용융,건조,분쇄시설	16	-	2008-04-24	2008-04-24	709
		명성폴리머	제24-G-256호	김영식	경상북도 성주군 선남면 선원리 306-3		용융,분쇄,절단시설	5	-	2011-09-21	2011-09-21	20
		대화산업	제2012-13호	박수호	경상북도 성주군 선남면 선원2길 46 .	054-933-9715	파쇄,용융시설	4	-	2012-06-12	2012-06-19	63
		창진수지	제24-G-176호	김영옥	경상북도 성주군 선남면 도성리 468-1번지	054-931-9220	분쇄,용융시설	4	-	2006-12-14	2006-12-14	650
		와이디엠(주)	제24-G-219호	김진도	경상북도 성주군 용암면 기산리 1020		용융시설	9	-	2009-11-10	2009-11-10	0
		금농비료산업사	제2011-06호	전성우	경상북도 성주군 선남면 장학리 249		혼합,선별시설	16	-	2011-12-29	2011-12-29	0
		(주)그린교역	제2011-01호	박상철	경상북도 성주군 선남면 명포리 731-1번지	054-931-4961	절단,분쇄,탈수,압축시설	10	-	2011-07-25	2011-10-25	2,910
		물레방아지렁이농장	제24-G-200호	이성수	경상북도 성주군 벽진면 운정리 274번지		선별,보관시설	2	-	2008-05-29	2008-05-29	1,824
		현대산업	제24-G-74호	최말자	경상북도 성주군 선남면 도성리 441	054-932-3880	분쇄시설	5	-	2003-03-07	2003-03-07	0
		공단수지	제2012-09호	김준수	경상북도 성주군 선남면 도성리 867-1	054-931-9858	분쇄,절단시설	4	-	2012-05-08	2012-05-08	0
		경원수지	제24-G-98호	소점숙	경상북도 성주군 성주읍 대황리 1711	054-933-0566	분쇄시설	10	-	2009-07-22	2009-07-22	0
		용신산업	제24-G-171호	김수환	경상북도 성주군 선남면 용신리 29번지	054-933-7843	용융시설	4	-	2006-10-23	2006-10-23	0
		(주)덕원폴리머	제24-G-208호	장준호	경상북도 성주군 선남면 관화리 776-1	054-933-0245	용융시설	14	-	2009-06-01	2009-06-01	473
		대서환경(주)	제24-G224호	강일규	경상북도 성주군 용암면 동락리 332-2	054-931-8908	분쇄,선별시설	100	-	2010-05-27	2010-05-27	0
		㈜에스디	제24-G-251호	김주현	선남면 용신리 산74-1	054-933-9296	절단,용융,분쇄시설	15	-	2011-07-20	2011-07-20	0
		신일산업	제24-G-27호	김정태	경상북도 성주군 선남면 선원리 626-1	054-931-2537	분쇄시설,세척시설	30	-	1999-07-20	1999-07-20	0

구 분		업체명	등록·관리번호	대표자	소재지	전화번호	시설명	처리능력 (톤/일)	설치비 (백만원)	허가(승인)일 (년.월.일)	사용시작일 (년.월.일)	2013년 처리량(톤)
시도	시군구											
경북	성주군	영엔프라	제24-G-215호	심용태	경상북도 성주군 초전면 칠선리 45-4		분쇄시설,성형시설	3	-	2009-11-16	2009-11-17	0
		대산환경	제24-G-52호	복진호	경상북도 성주군 선남면 문방리 978		파쇄시설	1	-	2001-07-02	2001-07-03	0
		진성기계	제24-G-244호	박승기	경상북도 성주군 선남면 선원리 455-10	054-931-8155	분쇄시설,용융시설	20	-	2010-12-29	2010-12-29	0
		일호폴리텍	제24-G-217호	이임경	경상북도 성주군 선남면 용신리 643-4	054-933-4240	용융시설,절단시설	4	-	2009-09-23	2009-09-27	0
		㈜금창이피씨	제24-G-140호	이철웅	경상북도 성주군 선남면 문방리 1400-16	054-932-0431	분쇄시설	2	-	2010-10-22	2010-10-22	0
		한일테크	제24-G-221호	김분다	경상북도 성주군 성주읍 용산리 386-1		분쇄,용융,절단시설	3	-	2011-02-23	2011-02-29	77
		진엔프라	제24-G-186호	전보건	선남면 용신리 545-4	931-1485	분쇄시설	1	-	2007-05-17	2007-05-17	0
		디에이치산업	제2012-7호	곽동환	경상북도 성주군 성주읍 옥성리 689-1		분쇄시설	5	-	2011-07-28	2011-10-30	0
		㈜오피오	제24-G-158호	김원철	경상북도 성주군 월항면 대산리 619-1		용융시설,절단시설	4	-	2012-02-20	2012-02-20	0
		㈜제이에스엘	제2012-1호	조승래	경상북도 성주군 선남면 관용로 453-23	054-931-6631	용융시설	9	-	2012-01-17	2012-02-01	3,000
		수성산업	2013-2호	조병기	용암면 사곡길 86		분쇄시설	2	-	2013-02-04	2013-02-04	0
		용암수지	2013-6호	박영정	용암면 용정리 383		용융시설,절단시설	10	-	2013-02-19	2013-02-25	902
		㈜에이피엠	2013-10호	홍승화	월항면 월항로 91-18	932-7228	분쇄, 성형, 절단시설	30	-	2013-03-27	2013-03-30	144
		㈜삼화산업 2공장	2013-5호	최응수	월항면 월항로 91-6	931-6224	분쇄, 성형, 절단시설	12	-	2013-02-08	2013-02-08	877
		㈜유진에코텍	2013-16호	정호석	선남면 취곡리 330	931-8901	분쇄, 성형, 절단시설	50	-	2013-05-09	2013-05-09	0
		㈜에스알	2013-45호	조진형	선남면 관화리 776-3, 4		분쇄, 건조, 절단, 냉각시설	22	-	2013-08-28	2013-08-30	0
		대일폴리텍	2013-47호	이재용	선남면 신부리 461-5		절단, 성형시설	2	-	2013-09-04	2013-09-07	86
		에코에너지	제24-G-144호	우찬범	경상북도 성주군 선남면 용신리 643-2	054-932-1105	절단시설,압출,성형시설	7	-	2010-04-23	2010-04-23	0
	칠곡군	㈜해광크린텍	2011-10	채춘곤	가산면 학상리 702-20	054-972-4100	분쇄시설,성형시설,탈피시설	10	120	2011-10-11	2011-10-12	350
		풍원산업㈜	2011-11	백상익	왜관읍 금산리 979-3	054-976-9031	용융시설,분쇄시설,절단시설	10	180	2011-10-20	2012-08-14	1,231
		팔도화학	2011-13	하용환	가산면 학상리 702-21	054-971-5887	분쇄시설,성형시설,압축시설	10	180	2011-10-20	2011-11-03	547
		㈜한신산업	2005-16	황준식	석적읍 포망로 198	054-971-4742	분쇄시설,성형시설	12	180	2011-11-19	2012-06-15	1,968
		삼일화학	25-G-3	이성영	왜관읍 공단로 5길 32-22	054-971-4742	절단시설,성형시설	12	130	2011-12-01	2010-01-11	615
		㈜알케이	2009-9	박창규	석적읍 포망로 218-8	054-977-1934	분쇄시설,성형시설	6	150	2011-11-30	2012-10-26	4,340
		대경산업㈜	2003-3	조영선	석적읍 포남리 8-20	054-975-1223	절단시설,분쇄시설,성형시설	18	180	2011-11-02	2011-11-10	1,777
		경상산업	2011-19	김영숙	가산면 학상리 770	054-971-0575	절단시설,분쇄시설,성형시설	11	120	2011-12-09	2011-12-19	606
		(주)삼화산업	2007-6	최응수	왜관읍 낙산리 303-1	054-974-6222	분쇄(용융)	18	180	2012-01-30	2012-02-21	2,075
		씨에스테크	2012-10	배정준	약목면 칠곡대로 472-13	070-4247-5877	분쇄시설,성형시설	6	140	2012-03-14	2012-03-16	379

구 분		업체명	등록·관리번호	대표자	소재지	전화번호	시설명	처리능력 (톤/일)	설치비 (백만원)	허가(승인)일 (년.월.일)	사용시작일 (년.월.일)	2013년 처리량(톤)
시도	시군구											
경북	칠곡군	이노텍	2012-12	임태훈	왜관읍 낙산리 123외1필		분쇄시설	4	120	2012-03-26	2012-03-27	80
		㈜지엠텍	2012-15	박희정	석적읍 중리 525-1(1동)	054-472-0054	분쇄시설,압축시설	12	180	2012-05-15	2012-05-21	509
		지엠테크㈜	2012-17	대표이사	가산면 학하9길 63		분쇄시설,절단시설,성형시설	8	180	2012-05-09	2012-05-17	0
		㈜호천	2012-18	김동흥	가산면 송학5길 38-8		분쇄시설,성형시설	12	120	2012-05-25	2012-06-15	508
		태광산업	2012-22	김종락 외1인	가산면 학상1길 80-7		절단시설,성형시설	10	120	2012-07-30	2012-09-14	0
		㈜성은	2012-26	서태권	북삼읍 의용5길 121-12	054-972-8147	분쇄시설,정제시설	4	180	2012-08-24	2012-09-04	910
		쌍둥이산업	2012-28	함계화	가산면 학하9길 77	054-974-3328	절단시설,용융시설	4	120	2012-09-10	2011-02-25	3,313
		㈜근영금속	2012-29	박근오	북삼읍 칠곡대로 96-9	054-971-8818	파쇄시설,선별기,탈피시설,용해로	30	130	2012-09-14	2011-07-22	322
		㈜진성무역	2012-37	안준모	왜관읍 공단로 11길 47-6	054-973-7133	성형시설	12	120	2012-12-14	2012-12-24	0
		㈜이노폴리	2012-39	권청모,김상열	왜관읍 공단로 10길 25	054-971-2582	성형시설	2	180	2012-12-28	2013-01-17	0
		천호화학	2013-43	김병오	왜관읍 낙산리	054-976-0466	성형(압출)시설	5	180	2013-07-24	2005-04-01	205
		㈜영우케미칼낙산공장	2013-10	이진선	왜관읍 2산업단지2길60	054-971-9017	분쇄시설,성형시설,절단시설	15	230	2013-03-15	2013-07-02	197
		㈜대풍수지	2013-44	어미경	왜관읍 금산리 993-6	054-975-2022	성형시설	9	180	2013-07-24	2013-07-24	109
		삼성Resin	2007-2	홍영태	왜관읍 금산리 989-10	054-976-9133	성형(압출)시설	32	180	2007-02-28	2013-07-29	754
		삼성Resin (본사)	2011-16	홍영태	왜관읍 공단로4길 17-18	054-976-9133	혼합시설,성형시설	32	200	2011-07-05	2013-07-29	4,487
		㈜디에스지	2014-13	허진하	왜관읍 금남리 183	054-971-6288	성형시설	15	180	2006-03-30	2006-04-01	2,325
		대구수지	2013-45	김하실	왜관읍 왜관리 1226-1	054-973-2196	성형시설,분쇄시설	4	120	2000-03-30	2000-05-01	0
		㈜중앙테크	2006-7	손종칠	왜관읍 낙산리 646-1	054-973-8237	분쇄,성형,냉각,절단시설	5	200	2013-07-09	2013-07-09	0
		원진산업	2010-12	정연재	왜관읍 삼청리 1098-7	054-972-2287	성형,절단시설	6	120	2010-11-04	2010-11-19	28
		대양산업㈜	2014-12	신동원	왜관읍 금산리 977	054-974-3322	분쇄,용융,절단시설	9	180	1994-01-01	1994-01-01	502
		인성수지	2013-76	박근현	왜관읍 삼청리 1098-7	070-8873-4830	성형(압출)시설	4	150	2013-10-17	2014-01-17(변경신고)	372
		㈜노아산업	2013-38	배현철	왜관읍 공단로8길 145	054-971-3013	성형(용융),절단,분쇄시설	20	200	2013-07-15	2013-07-15	596
		세진산업	2003-8	김승범	왜관읍 금산리 980-7	054-971-0571	절단,용융시설	10	180	2003-03-08	2003-04-01	497
		㈜동양테크	2013-80	이병열	왜관읍 삼청리 1097-4	054-974-8686	분쇄,압출(성형),혼합,절단시설	6	180	2013-11-11	2013-11-11	327
		청도상사	2014-10	이휘동	왜관읍 공단로 91	054-973-6372	압축시설,절단시설	10	150	1999-11-18	2000-05-06	91
		㈜성한	2014-1	이동열	왜관읍 금산리 987-5	054-973-0394	분쇄시설,용융시설,절단시설	180	180	2003-03-03	2003-04-01	6,140
		진산환경	2004-10	백효순	왜관읍 낙산리 119-3	054-976-1136	파쇄.분쇄,성형(압출)시설	3	180	2007-02-08	2007-02-08	58
		한영산업	2011-1	김정섭	석적읍 포남리 8-18	054-972-8568	용융시설	6	150	2010-12-24	2010-12-24	1,070

구 분		업체명	등록·관리번호	대표자	소재지	전화번호	시설명	처리능력 (톤/일)	설치비 (백만원)	허가(승인)일 (년.월.일)	사용시작일 (년.월.일)	2013년 처리량(톤)
시도	시군구											
경북	칠곡군	㈜보광산업	2013-31	박수남	석적읍 반계리 205-2	054-975-9705	분쇄,성형,탈수,압축시설	31	200	2010-05-27	2010-07-26	4,577
		금성수지	2011-7	김정돌	석적읍 포남리 8-21	070-7536-7889	성형시설,절단시설	4	120	2013-06-04	2013-06-04	0
		㈜티케이케미칼합섬3공장	2005-7	대표이사	석적읍 3공단2로 6	054-970-6313	치환시설	0	150	2013-07-26	2013-07-26	0
		정원엔텍	2008-1	오 성	석적읍 포남리 8-28	054-974-1233	성형시설 75마력1기	5	120	2007-12-27	2008-01-24	271
		성우그린산업	2010-6	윤재숙	가산면 학상리 477-3	054-473-8288	분쇄시설,성형시설	6	120	2010-06-15	2010-07-08	353
		성신금속	2014-19	박두규	가산면 학상리 702-9		반사로,분쇄시설	3	200	2006-08-23	2006-08-31	597
		한국조명재활용공사 ㈜영남지점	2005-18	김용출	가산면 천평리 1-4	054-971-0062	절단시설,분쇄시설	3	120	2005-12-16	2005-12-16	977
		㈜태영금속	2003-10	윤영준	가산면 학상리 702-7	054-971-0953	반사로,선별시설			2003-05-15	2003-06-19	84
		서광수지산업	2013-58	박영철	가산면 송학리 884-102	054-974-6012	분쇄시설,용융시설	8	150	2012-07-02	2012-07-02	0
		영광폴리머	2009-11	김근영	가산면 송학리 627	054-976-7474	성형(압출)시설	3	120	2013-09-16	2013-09-16	0
		한성수지	2013-51	박순구	가산면 학하리 812	054-971-6061	분쇄시설,성형시설	12	200	2008-04-15	2008-04-15	310
		동천수지	2013-46	이광섭	가산면 심곡1길 11-3	054-471-3999	분쇄시설,성형(압출)시설	4	180	2013-07-24	2013-07-24	0
		재성산업㈜	2013-4	안영기	가산면 심곡리 52-7	054-471-4993	분쇄시설,용융(성형)	4	180	2013-01-28	2013-01-28	8
		태원수지	2009-12	최태하	가산면 송학리 626외3		분쇄시설,성형시설,절단시설	6	150	2009-09-22	2009-09-29	42
		영진수지	2003-9	김영만	가산면 학하리 823	054-975-1358	절단시설,분쇄시설,성형시설	6	180	2013-04-07	2013-05-07	20
		㈜하나에이앤씨	2013-25	임기영	가산면 학상1길 177	054-973-6700	건조시설	12	150	2013-05-13	2013-05-13	0
		유풍상사	25-G-49	류수열	가산면 석우리 914-1	054-971-1566	절단,성형,분쇄,용융시설	20	150	2006-01-11	2006-01-11	4,736
		㈜신흥메탈	2013-8	박홍철	약목면 복성리 375-13	054-977-8842	분쇄시설,건조시설	37	120	2013-02-21	2013-03-05	15
		가온에코텍	2013-52	김이권	약목면 복성리 511-1	054-456-2241	분쇄시설	41	120	2013-07-26	2013-07-26	6,385
		금호수지	2011-8	최순기	약목면 무림리 801-10	054-931-6331	용융시설	5	150	2011-03-28	2011-05-12	190
		대경상사	2006-1	이진국	약목면 무림리 801-5	054-974-9882	선별시설 수작업	2		2005-12-30	2006-01-13	585
		진영제지공업㈜	2013-32	황진영	약목면 교리 498-1	054-974-6804	소각시설	82	1,000	2013-06-18	2013-07-09	15,973
		대동산업	2009-4	김경화	약목면 교리 519-513	054-975-3778	분쇄시설	12	120	2009-04-15	2009-04-16	20
		합동수지	2013-40	박승모	약목면 관호12길 18	054-974-8086	분쇄시설,성형시설,절단기	1	120	2000-03-01	2000-03-01	39
		덕산산업	2010-5	문영남	약목면 복성리 580-2		분쇄시설	6	120	2010-06-11	2010-06-14	41
		영남수지	2013-72	이원주	기산면 영리 317-9	054-972-7396	분쇄시설,용융압출	15	120	2005-01-29	2005-01-29	104
		우성산업	2013-26	전재규	기산면 영리 271-2	054-977-6115	용융시설,절단시설	12	180	2000-09-29	2001-01-12	83
		경북	2010-1	조준식	북삼읍 어로리 743-205	054-435-8141	절단시설	8	100	2010-02-03	2010-02-03	505

구 분		업체명	등록·관리번호	대표자	소재지	전화번호	시설명	처리능력 (톤/일)	설치비 (백만원)	허가(승인)일 (년.월.일)	사용시작일 (년.월.일)	2013년 처리량(톤)
시도	시군구											
경북	칠곡군	태성수지	2002-6	곽태섭	지천면 창평리 191-1	054-973-1305	성형시설	12	180	2002-10-22	2002-10-22	0
	봉화군	㈜동우산업	2004-4	이종석	봉화읍 1농공단지길 5	673-6342	용융시설	16	120	2004-12-06	2004-12-06	1,169
		영동환경	2008-1	이종건	봉화읍 유곡리 1064	673-1244	패쇄시설	5	30	2008-08-25	2008-08-25	44
		성안자원	2009-1	이상권	재산면 장군길 231	673-7400	파쇄, 분쇄시설	240	5,500	2009-05-20	2009-05-20	15,040
		농업회사법인 대원바이오사료	2011-1	대표이사	봉화읍 거촌로 226	674-0230	사료화시설	80	2,000	2011-03-30	2011-03-30	256
	울진군	㈜창조알앤씨	제2012-3호	장현구	울진군 북면 울진북로 2538	781-0300	파쇄・분쇄시설	104	1,000	2013-02-07	2013-02-18	727
		울진환경개발	제2013-2호	남태영	울진군 울진읍 읍남리 545	782-8577	파쇄・분쇄시설	27	250	2013-07-31	2013-07-31	821
		㈜경동물산	제2013-3호	조경자	울진군 후포면 후포리 866	788-5961	파쇄・분쇄시설	9	1,500	2013-08-01	2013-08-01	811
		아미코젠씨엔씨㈜	제2013-5호	신용철	울진군 평해읍 학곡리 515-7	787-9977	파쇄・분쇄시설	2	1,200	2013-08-19	2013-08-19	511
		㈜울진산업	제2013-6호	강미령	울진군 죽변면 봉평리 744-3	781-4401	파쇄・분쇄시설	140	500	2013-09-26	2013-09-26	727
경남	소계	383 업체						26,659	154,323			2,496,237
	창원시	두원주철㈜	2010-6	유영찬	마산합포구 진북면 의림로 153	273-0480	압축시설,파쇄/분쇄시설	120	20	2010-12-24	2011-03-28	449
		보성자원	2013-01	이정원	마산합포구 진북면 진북산업로 493-40	271-0388	파쇄.분쇄시설	28	337	2013-08-05	2013-08-05	1,588
		대광산업	2013-03	윤석헌	마산합포구 진전면 팔의사로 120-3	271-0278	파쇄.분쇄시설	20	300	2009-01-23	2009-01-23	0
		㈜알앤이	4 (2007.10.12)	허희란	성산구 창곡동 77-7	283-7740	파쇄・분쇄・정제・가열・소성시설	88	1,286	2007-10-12	2008-02-22	727
		㈜서광개발	34 (2007.05.11)	최영희	성산구 신촌동 70	262-1351	파쇄・분쇄・선별시설	960	10	2007-05-11	2007-05-11	167,953
		광신개발	10	김광일	의창구 동읍 월잠리 199-3외 2	253-7719	파쇄	300	70	1998-11-23	1998-11-23	38,120
		㈜태양비료	24	엄주석	의창구 동읍 신방리16.17-1	253-7646	퇴비화시설	74	600	1999-06-03	1999-06-03	8,006
		다산실업	7	허 환	대산면 가술리 47-13	291-4880	파쇄분쇄	1	4	2013-08-14	1998-02-24	33
	진주시	메탈화학(주)	2012-2	박창하	진주시 사봉면 봉곡리 1105-1	759-4047	반응시설,정제시설	7	1,000	2012-04-13	2012-04-14	0
		삼삼환경(주)	2012-4	박명식	진주시 대곡면 단목리 185-1	745-3327	파쇄시설	40	200	2012-10-25	2012-10-26	1,700
		(주)코레코	2013-1	박태완	진주시 지수면 방어산로 48	763-3881	파쇄시설,세척시설, 탈수시설,압축시설	80	800	2013-01-31	2013/1/32	24,943
		동일팩키지㈜ 진주공장	2013-2	정상문	진주시 남강로 1303	755-1211	소각시설	43	2,000	2013-07-29	2013-07-29	9,729
		진주특종제(주)	2013-3	정영식	진주시 남강로 1367번길 14	752-6071	소각시설	9	400	2013-07-29	2013-07-29	839
		(주)신한산업	2013-5	김동훈	진주시 지수면 금평로 165	753-8101	용융시설	4	500	2013-07-29	2013-07-29	653
		남강제지(주)	2013-6	하계백	진주시 남강로 1367번길 36	752-1717	소각시설	29	1,100	2013-07-30	2013-07-30	7,703
		한영수지	2013-8	박계문	진주시 내동면 내축로577번길 211	748-3814	분쇄시설,용융시설 탈수/건조시설	2	200	2013-07-30	2013-07-30	536
		하이트진로산업(주)진주공장	2013-9	오전근	진주시 도동로 58	752-0701	파쇄시설,용융시설	150	10,000	2013-07-31	2013-07-31	19,577

구 분		업체명	등록·관리번호	대표자	소재지	전화번호	시설명	처리능력 (톤/일)	설치비 (백만원)	허가(승인)일 (년.월.일)	사용시작일 (년.월.일)	2013년 처리량(톤)
시도	시군구											
경남	진주시	청솔영농조합법인	2013-11	성낙구	진주시 미천면 어옥로 37	742-6275	퇴비화시설	40	2,000	2013-9-4	2013-9-5	0
		태양산업	2013-12	조영자	진주시 공단로140번길 24(상평동)	757-6814	절단시설,용융시설,압출시설	3	200	2003-09-17	2003-09-18	285
	통영시	동원환경	종합재활용-1	박치원	통영시 도산면 남해안대로 1499-18	649-7516	파쇄시설	4	150	34477	36586	0
							용융시설	4				
		통영유기산업㈜	종합재활용-2	이순옥	통영시 도산면 남해안대로 1570-133	646-6936	퇴비화시설	40	300	1998-03-25	1998-03-25	2,684
		(주)추농	종합재활용-6	하성태	통영시 도산면 도산일주로 2510	646-9840	퇴비화시설(교반기, 발효조)	14	200	2004-03-09	2001-10-30	491
		(주)크리오텍	종합재활용-7	문희수	통영시 광도면 안정로 770	649-5324	분쇄시설	24	4,914	2005-08-30	2005-08-30	6,535
		(주)해성	종합재활용-3	강수범	통영시 광도면 은황길 342-14	649-2600	건조시설, 분쇄시설	48	2,000	1999-10-18	1999-10-18	10,481
		(주)삼보패화석	종합재활용-4	박정옥	통영시 도산면 도산일주로 332	646-2181	건조시설, 분쇄시설	40	70	2001-11-08	2001-11-08	4,415
		한려케미칼	종합재활용-5	양옥순	통영시 용남면 원평길 582-13	648-4555	건조시설, 분쇄시설, 선별시설	46	80	2001-02-14	2001-02-14	6,802
		(주)베스트	종합재활용-8	윤용찬	통영시 도산면 도산일주로 161	649-7151	건조시설, 분쇄시설	22	1,500	2007-07-23	2007-07-23	5,221
		유성천연바이오	종합재활용-9	이준환	통영시 광도면 용호리 42-1	646-6783	건조시설, 분쇄시설	20	1,100	2011-03-14	2011-03-14	1,465
	사천시	㈜한텍사천지점	제2011-7호	한정갑	사천시 환경길 49(사등동)	055-346-4020	사료화 퇴비화	66	750	2011-12-30	2011-12-30	7,380
		(합자)동원유지	제2012-13호	(합자)동원유지	사천시 환경길 18-12	055-835-1546	증발 농축시설	124	1,700	2012-03-21	2012-03-21	20,756
		삼해케미칼	제2012-4호	정효상	사천시 송포공단길 72(송포동)	055-832-1068	파쇄분쇄시설	20	146	2012-04-23	2012-04-23	4,295
		덕심산업	제2012-9호	한성배	사천시 하궁지1길 49-52(향촌동)		증발 농축시설	2	100	2012-08-01	2012-08-01	594
		(주)코리아에프엔에프	제2012-10호	김진주	사천시 환경길 116(사등동)	055-835-0351	증발 농축시설	42	500	2012-08-16	2012-08-16	2
		진성산업(주)	제2012-11호	정화청	사천시 축동면 관동마을길 5	055-854-5007	파쇄분쇄시설	16	70	2012-12-04	2012-12-04	323
		동남사료공업사	제2012-12호	오남배	사천시 환경길 112 (사등동)	055-832-3900	증발 농축시설	150	1,000	2012-12-06	2012-12-06	5,798
		㈜길보	제1999-06호	손병준	사천시 송포동 거북등길 48-11	055-834-3030	압축시설	50	100	1999-11-25	1999-11-25	4,466
		㈜에프에스	제2008-7호	제진수	사천시 곤명면 경서대로 2602	055-854-1145	용융융해시설	5	500	2008-12-29	2008-12-29	0
		곤면위탁영농합명회사	제2010-4호	이득상	사천시 곤명면 마실길 65-16	055-854-2538	파쇄분쇄시설	2	30	2010-10-25	2010-10-25	
		을지엔텍	제2011-3호	박득자	사천시 서포면 외금로 158	055-854-9951	탈수건조시걸	3	40	2011-09-01	2011-09-01	76
		㈜세일환경	제2005-85호	김건일	사천시 곤양면 겸정리 105-8	055-854-2151	파쇄분쇄시설	12	50	1999-05-28	1999-05-28	0
		지산우드텍㈜	제2008-1호	추재성	사천시 축동면 서삼로 1161	055-855-7288	파쇄분쇄시설	70	200	2008-09-12	2008-09-12	7,691
		(주)명성환경기계	제2011-3호	김철호	사천시 서포면 서포로 546-28		압축용융파쇄분쇄	32	500	2011-10-31	2011-11-15	1,201
		(주)아쿠아리더	제2013-8호	옥임호	사천시 곤양면 구고속도로 1586	055-854-0145	파쇄분쇄시설	30	500	2013-03-18	2013-03-25	3,655
	김해시	신일상회	종재-01(폐업)	유동조	김해시 김해대로 2272번길 598	323-3130	분쇄시설	5		1992-03-26	1992-03-26	폐업

구 분		업체명	등록·관리번호	대표자	소재지	전화번호	시설명	처리능력 (톤/일)	설치비 (백만원)	허가(승인)일 (년.월.일)	사용시작일 (년.월.일)	2013년 처리량(톤)
시도	시군구											
경남	김해시	부산타이어	종재-02	황용주	김해시 생림면 안양로 276-46	343-4960	분쇄시설	26	80	2004-11-08	2004-11-08	1,710
		한국내화㈜김해공장	종재-03	김근수,송한주	김해시 진영읍 본산로 69	343-2771	분쇄시설	52	100	2010-02-03	2010-02-03	6,080
		(주)동아기업	종재-04	이우종	김해시 한림면 장방로 23	343-4900	분쇄, 용융시설	82		2007-06-15	2007-06-15	8,018
		㈜태양화학	종재-05	정용홍	김해시 한림면 김해대로 1134	345-8885	건조, 분쇄시설	50		1995-06-08	1995-06-08	7,250
		전국타이어	종재-06	송남호	김해시 주촌면 김해대로 1538번길 125-17	346-1684	절단시설	5		1999-12-13	1999-12-13	1,100
		㈜현대화섬	종재-07(폐업)	김종토	김해시 주촌면 서부로 1637번길 27	323-6862	분쇄, 성형, 건조시설	3		1996-01-31	1996-01-31	폐업
		삼경화학공업㈜	종재-08(폐업)	최하식	김해시 진영읍 본산로 86번길 21	343-4797	정제시설	3		1996-06-28	1996-06-28	폐업
		㈜경남종합상사	종재-10	예종근	김해시 주촌면 서부로 1307	327-6900	절단시설	27		1996-12-24	1996-12-24	9,422
		태양산업	종재-13	정용섭	김해시 상동면 상동로 450-28	329-1430	용융시설	8		1997-10-01	1997-10-01	802
		대인산업사	종재-14	길정숙	김해시 생림면 인제로 694번길 19-41	323-8945	용융시설	9		2000-04-06	2004-04-06	591
		경남지령이협의회 영농조합법인	종재-15	안승열	김해시 김해대로2725번길 6-10 (불암동)	070-7793-2046	지렁이사육시설	15		1997-12-13	1997-12-13	5,979
		우성수지㈜	종재-16(폐업)	이중희	김해시 생림면 나전로 67-9	323-8621	분쇄시설	1		1998-02-11	1998-02-11	폐업
		보신수지	종재-17	장훈식	김해시 한림면 안하로 178	343-0158	용융시설	3		1998-05-18	1998-05-18	810
		유진그린비료㈜	종재-18	정혜숙	김해시 한림면 김해대로 835번길 138	345-8141	퇴비화시설	40		1997-02-28	1997-02-28	1,837
		동남수지	종재-20	이칠수	김해시 한림면 안곡로 333번길 31	343-1661	분쇄, 용융시설	2		1999-04-08	1999-04-08	136
		(유)이시쿠라코리아	종재-21	지미선	김해시 진례면 고모로 216번길 218	345-5981	분쇄시설	6		1999-06-26	1999-06-26	666
		태성유기산업사	종재-22	장희철	김해시 주촌면 서부로 1701번 안길 58-227	338-6671	퇴비화, 분쇄시설	6		1997-02-18	1997-02-18	2,877
		대영유지㈜	종재-23	김대철	김해시 주촌면 서부로 1499번길 113-103	337-0021	용해시설 외	8		1997-02-28	1997-02-28	6,198
		㈜삼림	종재-24	장준환	김해시 생림면 생림대로 669번길 17-1	323-9160	퇴비화, 파쇄, 발효시설	54		1999-03-23	1999-03-23	16,004
		㈜무창	종재-25	김쌍곤	김해시 한림면 김해대로 835번길 146	345-8464	분쇄시설	60		1999-11-12	1999-11-12	2,375
		(주)우원산업	종재-26	김우성	김해시 한림면 김해대로 1531	343-1234	분쇄시설	60	80	2010-09-01	2010-09-01	24,732
		민성목재	종재-27	주진록	김해시 계동로 129-34(대청동)	313-4636	절단시설	15		1999-10-25	1999-10-25	4,470
		윤산업	종재-28	윤귀미	김해시 진영읍 진영로 454번길 97-13	346-3655	분쇄시설	2		1999-12-10	1999-12-10	339
		동원농장	종재-29	유석종	김해시 안동 711-8,9,10,16	326-3374	지렁이사육시설	20		1999-12-10	1999-12-10	20,591
		서림화학㈜ 김해공장	종재-30	김민성	김해시 장유로 167-25(부곡동)	313-5504	분쇄시설	6		2000-07-22	2000-07-22	421
		한일산업	종재-31	박명호	김해시 진례면 고모로 364번길 59-54	345-2340	분쇄시설	2		1999-12-21	1999-12-21	108
		성신금속	종재-32	신해주	김해시 한림면 명동로 4번길 36	345-9144	분쇄시설	5		1999-07-08	1999-07-08	377
		㈜정토바이오텍	종재-33	정상진	김해시 한림면 장재로 204-31 외 3	345-1367	퇴비화, 파쇄, 발효시설	10		2000-01-08	2000-01-08	0

구 분		업체명	등록·관리번호	대표자	소재지	전화번호	시설명	처리능력 (톤/일)	설치비 (백만원)	허가(승인)일 (년.월.일)	사용시작일 (년.월.일)	2013년 처리량(톤)
시도	시군구											
경남	김해시	대우화학㈜	종재-35	이상진	김해시 진영읍 서부로 179번길	342-4000	분쇄시설	1		2000-02-03	2000-02-03	163
		(주)태경테크	종재-36	안정희	김해시 주촌면 서부로 1499번길 112-24	342-4627	분쇄시설	72	200	2000-07-22	2000-07-22	23,697
		표주산업㈜	종재-37	김용근	김해시 상동면 동북로 473번길 125-46	334-0253	분쇄, 건조, 정제시설	1,018		2000-04-19	2000-04-19	148,696
		동양금속공업사	종재-38	최수영	김해시 김해대로 2596번길 11-28	324-1601	분쇄시설	27		2000-06-01	2000-06-01	383
		(주)제일화학	종재-39	이제욱	김해시 한림면 안곡로 251-4	343-0004	정제시설	2		2000-07-22	2000-07-22	301
		한국포리머	종재-40	박동건	김해시 분성로 557번길 46-4(어방동)	325-9981	절단, 용융, 정제시설	4		1999-08-09	1999-08-09	616
		㈜대경수지	종재-41	이명숙	김해시 한림면 김해대로 1538번길 22-36	345-9459	용융, 탈수시설	4		2000-09-18	2000-09-18	500
		미광케미칼	종재-42	김성희	김해시 생림면 생림대로 928번길 11	337-3133	분쇄, 용융시설	6		2000-11-22	2000-11-22	257
		대덕금속㈜	종재-43	김덕수	김해시 한림면 한림로 343번길 50	346-1897	분쇄시설	16		2000-12-12	2000-12-12	4,229
		협동농장	종재-45	조육환	김해시 대동면 초정리 70-36, 46		지렁이사육시설	7		2000-06-15	2000-06-15	3,042
		문교산업㈜	종재-46	남기용	김해시 한림면 김해대로 1380-14	346-1001	분쇄시설	12		1999-11-26	1999-11-26	839
		삼보산업사	종재-47	지정환	김해시 주촌면 서부로 1295번길 67-14	323-0768	타면기	2		1996-09-03	1996-09-03	543
		대한산업㈜	종재-48	류진수	김해시 김해대로 2635번길 44 (안동)	332-8811	파쇄, 용융시설	19		1999-11-26	1999-11-26	6,806
		대명산업㈜	종재-51	이상락	김해시 생림면 나전로 93	323-3481	용해시설	15		2001-01-29	2001-01-29	0
		대진농산	종재-53	송상훈	김해시 한림면 김해대로 835번길 145	345-9121	퇴비화시설	40		2001-03-31	2001-03-31	8,789
		도원산업	종재-54	한금용	김해시 주촌면 서부로 1563번길 21	338-6284	분쇄, 용융시설	1		2001-05-02	2001-05-02	10
		태화산업	종재-55	윤종규	김해시 한림면 김해대로 916번길 40-78	346-2392	용융시설	3		2001-05-02	2001-05-02	541
		현대바크상사	종재-57	김기숙	김해시 주촌면 서부로 1701번 안길 58-206	323-1632	분쇄시설	24		2001-07-07	2001-07-07	6,066
		D.W.S공업	종재-58	이길영	김해시 진영읍 본산로 269번길 15-25	342-1633	분쇄, 용융시설	3		2001-08-10	2001-08-10	916
		동광산업	종재-59(폐업)	오덕남	김해시 한림면 김해대로 1031번 안길 61	345-1424	분쇄시설	2		2001-08-31	2001-08-31	폐업
		㈜골프큐앤아이	종재-60	최원실	김해시 생림면 나전로 396-79	326-0755	탈피시설	4		2001-11-01	2001-11-01	139
		원진수지	종재-61	박원태	김해시 주촌면 서부로 1499번길 113-69	338-5900	분쇄, 용융시설	4		2001-12-18	2001-12-18	1,183
		미래산업	종재-62	오영자	김해시 한림면 안곡로 448번길 1-7	343-0322	용융시설	6		2002-01-28	2002-01-28	746
		대영엔프라	종재-63	정인순	김해시 상동면 상동로 375번길 64-7	329-3096	용융시설 외	13		2002-03-27	2002-03-27	2,536
		㈜넥센	종재-64	대표이사	김해시 김해대로 2595(안동)	333-0771	소각시설	8		2002-03-29	2002-03-29	750
		구구상사	종재-64	배광호	김해시 생림면 생림대로 950번길 45-14	335-0393	건조, 분쇄시설	1		2002-04-12	2002-04-12	8
		동신사료	종재-66	강은자	김해시 상동면 상동로 375번길 87-86	323-9477	분쇄시설	4		2002-05-06	2002-05-06	1,036
		㈜삼화타이어	종재-67	곽효원	김해시 진영읍 본산로 240	346-0413	연마, 가황시설	2		2002-10-31	2002-10-31	117

구 분		업체명	등록·관리번호	대표자	소재지	전화번호	시설명	처리능력 (톤/일)	설치비 (백만원)	허가(승인)일 (년.월.일)	사용시작일 (년.월.일)	2013년 처리량(톤)
시도	시군구											
경남	김해시	남성수지	종재-69	성남기	김해시 한림면 김해대로 916번길 40-68	345-1050	분쇄, 용융시설	2		2003-01-04	2003-01-04	635
		GB메탈	종재-70	문희균	김해시 한림면 한림로 343번길 31	345-2647	분쇄, 용융융해시설	4		2003-03-03	2003-03-03	50
		㈜신화	종재-71	김길태	김해시 생림면 안양로 276-40	335-3701	용해시설	6		2003-04-09	2003-04-09	780
		㈜홍영	종재-72	성기두	김해시 상동면 장척로 93	329-5918	분쇄, 용융시설	24		2003-04-23	2004-04-18	1,319
		시영휄트	종재-73	이봉순	김해시 상동면 묵방로 155번길 6	323-7128	절단시설	2		2003-05-09	2003-05-09	480
		원일수지	종재-74	황호열	김해시 진례면 고모로 216번길 145	346-3826	분쇄, 절단, 용융시설	2		2003-10-21	2003-10-21	316
		(주)서륭정밀금속	종재-75(폐업)	이재혁	김해시 한림면 한림로 365번 안길 40	346-2311	건조시설	10		2003-11-13	2003-11-13	폐업
		유공수지	종재-76	장명길	김해시 생림면 나전로 317-32	323-7437	분쇄, 용융시설	6		2004-02-04	2004-02-04	1,051
		대신산업	종재-78	김기섭	김해시 진례면 고모로 561-16	342-1711	분쇄, 용융시설	2		2004-06-07	2004-06-07	227
		동원수지	종재-79	고왕진	김해시 한림면 장방로 157-51	342-5159	파쇄, 성형시설	3		2004-06-25	2004-06-25	670
		㈜서원산업	종재-80	서영길	김해시 한림면 용덕로 23번길 107	345-2776	절단, 압축시설	20		2004-06-29	2004-06-29	258
		동진농장	종재-81	이기호	김해시 식만로 377-220(불암동)		지렁이사육시설	15		2004-07-13	2004-07-13	11,565
		㈜대진경금속	종재-82	윤희권	김해시 주촌면 서부로 1499번길 113-5	337-0540	분쇄, 용해시설	2		2004-08-26	2004-08-26	0
		대부산업	종재-83	윤의섭	김해시 한림면 김해대로 1124-3	345-0324	용융, 성형시설	2		2004-09-01	2004-09-01	600
		㈜케이피알	종재-84	문성인	김해시 상동면 동북로 1007번길 24	339-8795	분쇄시설	7		2004-10-13	2004-10-13	85
		성광테크	종재-85	오기숙	김해시 생림면 안양로 283-2	070-4245-2945	분쇄, 용융시설	17		2004-11-10	2004-11-10	1,314
		㈜정토	종재-86	강석점	김해시 진영읍 본산1로 56번길 42	342-2288	사료화시설	60		2004-11-20	2004-11-20	0
		석원산업	종재-87	강두연	김해시 주촌면 김해대로 1538번길 125-32	346-5598	분쇄시설	328		2005-01-10	2005-01-10	63,458
		㈜개원산업	종재-88	노학진	김해시 상동면 동북로 437번길 138-14	323-9779	퇴비화시설	20		2005-01-18	2005-01-18	9,035
		삼전비료	종재-89	정경자	김해시 상동면 상동로 161	323-6414	퇴비화시설	129		1999-11-18	1999-11-18	417
		㈜한농산업	종재-90	정귀자	김해시 한림면 김해대로 835번길 145	345-9120	퇴비화시설	60		2005-01-31	2005-01-31	11,630
		형제유리산업	종재-91	강진명	김해시 생림면 나전로 101	328-1379	파쇄시설	88		2005-03-14	2005-03-14	30,247
		춘천프라스틱	종재-92	유홍열	김해시 생림면 안양로 295	338-8891	분쇄, 용융시설	3		2005-03-24	2005-03-24	30
		㈜대남산업	종재-93	남명식	김해시 진례면 고모로 58-35	346-5670	분쇄시설	3		2005-06-07	2005-06-07	1,028
		대성재활용	종재-94	손재하	김해시 주촌면 서부로 1403번길 67-40	338-3016	분쇄시설	20		2005-06-16	2005-06-16	3,100
		석정수지	종재-95	임정자	김해시 생림면 안양로 308-7		파쇄, 용융시설	2		2005-06-23	2005-06-23	325
		㈜삼양금속	종재-96	정갑석	김해시 진례면 고모로 72-27	342-5425	용해시설	4		2005-09-15	2005-09-15	3,485
		익성사	종재-98	신병순	김해시 주촌면 서부로 1409번길 81	327-1617	용융시설	1		2006-03-07	2006-03-07	25

구 분		업체명	등록·관리번호	대표자	소재지	전화번호	시설명	처리능력 (톤/일)	설치비 (백만원)	허가(승인)일 (년.월.일)	사용시작일 (년.월.일)	2013년 처리량(톤)
시도	시군구											
경남	김해시	대기산업사	종재-99	조신제	김해시 생림면 마사로 20-31	336-3149	분쇄, 용융시설	5		2006-04-12	2006-04-12	1,160
		㈜비에스씨	종재-100	이푸름	김해시 진영읍 본산로 212번길 26-1	346-4224	분쇄,용융시설	7		2006-04-20	2006-04-20	0
		미성사	종재-101	송호영	김해시 진영읍 본산로 110번길 22	343-5211	소각시설	2		2006-05-10	2006-05-10	179
		(주)두천금속	종재-102(폐업)	장순철	김해시 진례면 고모로 72-25	345-3600	용해시설	1		2006-07-03	2006-07-03	폐업
		성원테크	종재-103	안종탁	김해시 진영읍 하계로 212	342-2627	반응시설	1		2006-07-06	2006-07-06	30
		삼오금속	종재-105(폐업)	강대룡	김해시 주촌면 서부로 1499번길 113-22	346-3412	용해시설	2		2006-10-13	2006-10-13	폐업
		에코텍	종재-107(폐업)	이성희	김해시 상동면 장척로 699-28		건조, 분쇄시설	7		2007-03-12	2007-03-12	565
		김해돔밥	종재-109	박동문	김해시 상동면 상동로 139	334-4747	분쇄시설	30		2007-04-13	2007-04-13	5,280
		㈜자연	종재-110	이용중	김해시 생림면 나전로 137번길 6	323-1915	사료화시설	87		2007-06-15	2007-06-15	13,744
		㈜세주기업	종재-111(폐업)	김광석	김해시 주촌면 서부로 1499번길 112-36	346-3212~3	용해시설	5		2007-07-03	2007-07-03	0
		형제수지공업사	종재-112	이좌호	김해시 상동면 동북로 473번길 16	331-0731	분쇄, 용융시설	15		2007-07-13	2007-07-13	431
		부용수지	종재-113	서동협	김해시 한림면 김해대로 974번길 123	342-4200	용융시설	3		2007-09-20	2007-09-20	416
		풍유산업	종재-114	박노영	김해시 진례면 고모로 324번 안길 83-13	343-8300	분쇄시설	14		2007-10-12	2007-10-12	1,209
		㈜한남	종재-116	이종욱	김해시 진영읍 본산2로 79번길 12-43	343-1300	정제시설	7		2008-01-09	2008-01-09	1,686
		대신수지	종재-117	안기수	김해시 한림면 명동로 33	343-0341	분쇄, 용융시설	3		2008-01-18	2008-01-18	100
		㈜원일케미칼	종재-118	예원수	김해시 한림면 장방로 67	345-8531	분쇄, 건조, 용융시설	3		2008-01-25	2008-01-25	162
		㈜석원산업	종재-119	서명석	김해시 한림면 한림로 78-42	346-5598	분쇄시설	406		2008-02-26	2008-02-26	31,339
		고려이엔알㈜	종재-122	허학찬	김해시 상동면 동북로 437번길 115	329-4277,9	분쇄, 성형시설	42		2008-05-06	2008-05-06	619
		성원이엔티㈜	종재-123	김성우	김해시 주촌면 김해대로1538번길 125-58	346-1283	파쇄, 연료화시설	84	5,000	2008-06-11	2008-06-11	470
		지온산업자원	종재-124(폐업)	정재식	김해시 장유로 115번길 8(부곡동)	312-7833	절단, 분쇄시설	2		2008-06-27	2008-06-27	폐업
		㈜일산기업	종재-126	김진식	김해시 진례면 고모로 216번길 168-75	051-518-4700	정제시설	2		2009-04-09	2009-04-09	242
		대양화학공업사	종재-128	윤태환	김해시 한림면 명동로 123번길 16-74	343-0758	분쇄, 용융시설	4		2009-07-28	2009-07-28	333
		㈜세계	종재-129	권광일	김해시 주촌면 서부로 1430번길 5	337-2442	절단시설	25		2009-08-05	2009-08-05	109
		한국믹서㈜	종재-130(폐업)	윤남석	김해시 한림면 김해대로 1538번길 22-51	342-8431	분쇄시설	10		2009-11-09	2009-11-09	폐업
		명일목재산업	종재-131	김명심	김해시 진영읍 죽곡리 267	343-0411	절단시설	1		2009-12-02	2009-11-02	113
		(주)세진케미칼	종재-132	서호순	김해시 진영읍 서부로 396번길 20-93	345-2430	분쇄시설	8		2010-01-04	2010-01-04	574
		우성산업	종재-134	김정학	김해시 생림면 나전로 67-9		파쇄, 분쇄시설	2		2010-02-12	2010-02-12	7
		㈜프라스테크	종재-135	김대성	김해시 상동로 122-66	329-6900	분쇄, 용융시설	5		2010-02-24	2010-02-24	0

구 분		업체명	등록·관리번호	대표자	소재지	전화번호	시설명	처리능력 (톤/일)	설치비 (백만원)	허가(승인)일 (년.월.일)	사용시작일 (년.월.일)	2013년 처리량(톤)
시도	시군구											
경남	김해시	볼코리아	종재-136	이종권	김해시 주촌면 서부로 1409번길 67	323-1922	반응, 용융시설	1		2010-06-01	2010-06-01	25
		영승수지	종재-137	황창록	김해시 주촌면 서부로 1631번길 115		분쇄, 용융시설	5		2010-07-01	2010-07-01	422
		부경수지	종재-139	이재근	김해시 주촌면 서부로 1541번 안길 50-69		분쇄, 용융시설	2		2010-07-29	2010-07-29	337
		경남산업	종재-140	최영희	김해시 생림면 나전로 137번길 27	334-5935	절단, 성형시설	3		2010-09-15	2010-09-15	346
		코스상사	종재-141	이상곤	김해시 한림면 김해대로 1538번길 57-75	327-9744	용융시설	1		2010-11-04	2010-11-05	211
		동신이엠㈜	종재-142	박택동	김해시 상동면 묵방로 205	327-7717	성형시설	4		2010-12-17	2010-12-17	172
		정맥환경㈜	종재-143	최종윤	김해시 주촌면 서부로 1541번길 154-8	342-4627	분쇄시설	199	75	2001-10-31	2001-10-31	26,185
		아주녹화개발㈜	종재-145	백선현	김해시 상동면 여차리 100	339-9808	분쇄,성형,건조시설	40		2011-04-01	2013-09-02	15,238
		세창수지	종재-146	황성기	김해시 한림면 김해대로 927번길 225-51		분쇄시설	3		2011-05-30	2011-05-30	427
		대성산업	종재-147	장영철	김해시 상동면 소락로 218		파쇄, 분쇄시설	11		2011-06-10	2011-06-10	841
		㈜대평산업	종재-148	박영균	김해시 유하로 179-22 (유하동)	337-5900	분쇄시설	30		2011-06-23	2011-06-23	39
		정안금속㈜	종재-150	신현수	김해시 생림면 봉림로 115-7	312-6337	분쇄, 용융시설	4		2011-07-20	2011-07-20	804
		세명플라스틱	종재-151	손숙헌	김해시 한림면 한림로365번안길 32	070-4144-2802	용융시설	5		2011-08-17	2011-08-17	646
		㈜대지에스텍	종재-152	장훈석	김해시 한림면 김해대로 1102	345-1240	파쇄, 분쇄시설	255		2011-08-19	2011-08-19	6,209
		삼지무역	종재-153	박상규	김해시 한림면 명동로 123번길 16-82		분쇄, 용융시설	2		2011-09-28	2011-09-28	57
		R.C.K㈜	종재-154	정희주	김해시 주촌면 서부로 1541번길 59		분쇄시설	40		2011-11-17	2011-11-17	2,080
		가나안수지	종재-155	김휘수	김해시 한림면 가동로 103번길 27		분쇄시설	4		2011-12-27	2011-12-27	171
		동은금속	종재-156(폐업)	이주현	김해시 주촌면 내삼리 1231-9	338-1673	분쇄, 용해시설	6		2011-12-30	2012-01-16	폐업
		㈜이알	종재-157	김화수	김해시 한림면 안하로 116번길 42	321-2203	건조시설, 분쇄시설	76		2007-02-01	2012-05-03	454
		보성프라스틱	종재-158	김유태	김해시 한림면 김해대로 916번길 24-19		분쇄, 압출시설	8		2012-01-31	2012-01-31	668
		㈜태원산업	종재-159	대표이사	김해시 한림면 김해대로 916번길 24-37	343-9992	분쇄시설	100		2012-02-21	2012-02-21	1,622
		자연산업㈜	종재-161	김도영	김해시 한림면 한림로 252번길 112	345-0011	분쇄시설	96	150	2004-12-27	2004-12-27	2,130
		삼원에스엔엠㈜	종재-162(폐업)	정영철	김해시 생림면 장재로 290	323-9848	분쇄, 용융시설	60		2012-03-19	2012-03-09	폐업
		세진TECH	종재-163(폐업)	이기동	김해시 한림면 김해대로 1288번길 32	345-5141	분쇄, 성형시설	6		2012-03-20	2012-03-20	폐업
		태성수지	종재-164	김태환	김해시 한림면 김해대로 1099번길 96	345-0520	분쇄, 성형시설	6		2001-09-20	2001-09-20	80
		성창우드	종재-166	윤성목	김해시 한림면 가동로 40	346-0179	분쇄시설	47	105	2010-07-21	2010-07-21	780
		㈜건양메탈	종재-167	김용대,문희균	김해시 한림면 김해대로 916번길 54-27	345-2647	분쇄, 용융시설	32	10	2002-06-19	2012-08-08	1,526
		하영산업	종재-168	심해숙	김해시 진영읍 서부로 396번길 20-85		분쇄, 선별시설	13		2012-06-20	2012-07-06	535

구 분		업체명	등록·관리번호	대표자	소재지	전화번호	시설명	처리능력 (톤/일)	설치비 (백만원)	허가(승인)일 (년.월.일)	사용시작일 (년.월.일)	2013년 처리량(톤)
시도	시군구											
경남	김해시	신대신금속2공장	종재-169	김동환	김해시 진례면 고모로 454	342-2125	분쇄, 용해시설	1		2012-08-22	2012-11-05	164
		㈜금동시스템	종재-170	최성철	김해시 진영읍 서부로 396번길 30-19	338-9154	분쇄, 용융시설	5		2012-09-18	2012-10-25	100
		대오산업	종재-171	박정애	김해시 진례면 고모로 289-3	345-6779	분쇄, 성형시설	1		2012-11-23	2012-12-27	8
		㈜엠알씨	종재-172	지성국	김해시 진영읍 본산로 212번길 26-1	345-2327	반응,정제시설	1		2013-01-18	2013-02-15	83
		㈜현대목재리사이클링	종재-173	김기숙	김해시 주촌면 서부로 1701번인길 58-202	323-1632	분쇄시설	51		2000-09-18	2000-09-18	388
		센텀환경	종재-174	정두정	김해시 한림면 김해대로 927번길 221-1	333-5657	분쇄,용융(압출)시설	10		2013-03-25	2013-04-22	86
		㈜에코	종재-176	천병열	김해시 한림면 용덕로 199번길 32-20	332-9556	분쇄시설	15		2013-07-03	2013-07-12	0
		경도산업	종재-177	임도형	김해시 생림면 나전로 249번길 8		분쇄시설	10		2013-07-04	2013-07-11	150
		양산수지	종재-178	황학철	김해시 상동면 묵방로 62		분쇄, 용융(압출)시설	10		2013-07-19	2013-07-29	127
		미래소재산업	종재-179	박태자	김해시 상동면 소락로 141	337-7705	성형시설	1		2013-08-08	2013-08-26	27
		동영테크㈜	종재-180	김길자	김해시 생림면 생림대로 928번길 95	337-9297	파쇄, 분쇄시설	11		2003-10-06	2003-10-06	1,332
		MK	종재-181	허혁필	김해시 주촌면 서부로 1541번안길 50-20		용해시설	2		2013-09-11	2013-10-25	140
		㈜금마무역	종재-182	JIN JUN	김해시 진영읍 본산로 219번길 76-5	345-1743	압축, 용융성형시설	19		2010-09-06	2010-09-06	3,605
		에스엘INT	종재-183	김동수	김해시 주촌면 서부로 1430번길 9		분쇄,절단시설	4		2013-09-26	2013-10-01	55
		㈜비손금속	종재-184	이해군	김해시 주촌면 서부로 1637번길 321	338-2330	반응,선별시설	0		2004-12-14	2013-11-29	9
		지이텍㈜	종재-185	김승환	김해시 생림면 안양로 276-20	335-1781	분쇄, 성형시설	8		2009-08-14	2009-10-12	763
	밀양시	성보통상㈜밀양공장	2006-2	류원길	사포공단1길 23	356-6696	용해,유수분리	23	50	2006-07-11	2006-07-11	620
		㈜에이치에스아쿠아피드	2012-2	홍병호	초동면 초동농공단지길 55-38	391-7270	증발농축/파쇄분쇄	2	372	2006-07-07	2006-07-07	701
		㈜승진그린텍	2012-3	양성완	초동면 금포안길 100	391-2687	퇴비화	144	500	1996-11-26	1996-11-26	16,974
		㈜승진바이오	19	양성완	초동면 금포안길 100	391-2487	퇴비화	18	50	2000-11-20	2000-11-20	1,670
		㈜신승오엔에프	2012-4	석재민	초동면 초동농공단지길 23-32	391-7800	용해,유수분리	51	590	1998-05-07	1998-05-07	0
		㈜웅산	2012-9	장정호	하남읍 성만남전로 506	391-0471	건조,용융	275	-	2007-06-14	2007-06-14	0
		㈜씨에이메탈	2012-10	전진우	하남읍 양동농공단지길 57-20	391-7310	용융,분쇄	10	960	2011-07-14	2012-07-26	1,037
		㈜한국화이바	2012-13	조용준	부북면 춘화로 85	359-2102	용융,파쇄,건조	34	934	2006-07-13	2006-07-13	1,640
		제일비료	2013-1	김장희	상남면 조음로 30-105	353-0628	퇴비화	86	700	1994-05-06	1994-05-06	7,270
		㈜렌더텍	2013-2	이남규	무안면 무안로 367	351-1793	용해,사료화	82	4,700	2008-06-05	2008-06-05	127
		청하농산	2013-6	손경식	무안면 무안로 330	355-4421	퇴비화	42	1,500	1995-03-21	1995-03-21	2,642
		㈜바이오콤	2013-7	임수복	초동면 초동로 427	391-5820	퇴비화	20	325	1994-05-06	1994-05-06	3,072

구 분		업체명	등록·관리번호	대표자	소재지	전화번호	시설명	처리능력 (톤/일)	설치비 (백만원)	허가(승인)일 (년.월.일)	사용시작일 (년.월.일)	2013년 처리량(톤)
시도	시군구											
경남	밀양시	영남수지	2013-8	김용수	무안면 사명로 810	355-4554	분쇄	5	20	1998-04-04	1998-04-04	805
		삼양요업사	2013-10	엄장현	부북면 퇴로로 298	354-2252	분쇄	16	50	1998-06-22	1998-06-22	1,103
		㈜하이젠스코리아	2013-15	유진열	청도면 인산1길 26		분쇄,탈수,세척,압출	7	50	2013-12-17	2014-03-12	0
		㈜대신산업	2013-16	이용석	초동면 초동농공단지길 55-38	391-6151	분쇄,용융	2	20	2013-12-06	2013-12-06	355
	거제시	㈜벧엘기업	허가2013-2	이윤옥	장평동1124-8	055-635-5853	사료화	90	1,000	2013-05-03	2013-05-03	22,000
		옥토유기질영농조합법인	허가2013-3	김상곤	사등면 지석로163	055-635-7996	퇴비화	15	1,000	2013-05-30	2013-05-30	3,200
		주은폴리머	허가2013-4	황재권	장목면 율천리147-3	055-634-0077	성형	25	3,000	2013-07-02	2013-07-02	4,500
		㈜성광산업	허가2013-6	백성수	거제남서로 3799-17	055-632-6260	퇴비화	40	3,000	2013-07-31	2013-07-31	2,000
	양산시	영남코리아㈜	웅상-재-2	정재현	웅상농공단지길2	364-0355	반응침전시설	2	50	2010-02-22	2010-02-22	45
		부원하이테크㈜	웅상-재-5	노동석	돌넘길27-5	385-5082	탈수시설	72	25	2011-12-05	2011-02-23	4,897
		㈜한창제지	웅상-재-6	김종선	웅상대로1564	370-2000	소각열회수시설	14	1,050	2010-01-19	2010-02-03	4,242
		동신화학공업사	웅상-재-7	이재준	소주로 119-16	365-9901	분쇄시설	30	200	1999-06-10	1999-06-15	4,236
		고려화학주식회사	웅상-재-8	김영규	소주로 129	367-7890	분쇄시설	30	200	2004-12-16	2004-12-20	4,869
		청일화학	웅상-재-10	이원영	돌넘길 38	365-3173	분쇄시설	15	200	1996-04-24	1996-04-24	2,542
		㈜케인텍스	웅상-재-11	김진권	소주로 120-37 (소주동)	382-4122	절단시설	1	25	2009-10-30	2010-01-19	0
		유승건기산업㈜	제103호	서민조	덕명로 165	367-1004	분리선별	747	500	2007-06-15	2007-06-15	32,244
		신일기계상사	웅상(재)-5	신월선	소주로 168	364-2810	절단시설	25	5	1996-12-28	1996-12-28	0
		신기화학공업㈜	웅상(재)-3	박영준	소주로 119-44	366-4311	정제시설	12	1,000	1997-10-06	1997-10-06	4,498
		금호섬유공업㈜	웅상(재)-4	강호관	덕계서로177	367-7451	압축시설	12	50	1997-10-24	1997-10-24	0
		청마금속	웅상(재)-5	이상철	웅상대로1588	366-6424	분쇄시설	16	1,600	1998-07-04	1998-07-04	2,748
		쌍용섬유	웅상(재)-8	이철용	신흥길 40	367-7547	절단시설	1	50	2001-06-14	2001-06-26	0
		부산수지공업사	웅상(재)-9	이점동	웅비공단길 20-16	387-1518	용융시설	2	100	2001-03-22	2001-06-04	0
		대창수지	웅상(재)-12	정창섭	소주로87(소주동)	367-8942	용융시설	2	100	2003-06-17	2003-06-17	251
		금우수지	웅상(재)-13	김영애	웅비공단길6-22(용당동)	366-3434	성형시설	6	100	2003-06-13	2003-06-26	1,700
		대원케미칼	웅상(재)-21	김효석	그린공단로64(매곡동)	364-2063	분쇄시설	8	200	2007-11-01	2007-12-10	269
		(주)의령수지	2	박동근	상북면 소토로 9	374-0046	파쇄시설,용융시설	4		2012-02-28	2012-02-28	153
		㈜서정화학	3	배정열	어실로 428(어곡동)	388-6541	반응시설,정제시설	35		2012-03-02	2012-03-02	2,022
		태영오이엠디	6	김표용	상북면 소토1길 33-24	375-2523	용융시설,정제시설	30	300	2012-04-23	2012-04-23	4,413

구 분		업체명	등록·관리번호	대표자	소재지	전화번호	시설명	처리능력 (톤/일)	설치비 (백만원)	허가(승인)일 (년.월.일)	사용시작일 (년.월.일)	2013년 처리량(톤)
시도	시군구											
경남	양산시	철당㈜	9	김기순	산막공단북2길 22(산막동)	362-1704	성형시설,탈지시설	1		2012-06-19	2012-06-19	0
		㈜선영테크	10	박훈일	산막공단북5길 30(산막동)	383-8830	세척시설,탈수시설	100		2012-07-24	2012-07-24	3,169
		㈜한양메탈	11	대표이사 한경택	상북면 양산대로 1829	374-2112	성형시설,선별시설	90		2012-08-07	2012-08-07	904
		㈜KG(구. KG21금강)	12	김순복	상북면 신전길 9	383-2575	절단시설 외	34		2012-08-21	2012-08-21	434
		신광화학공업㈜	13	김신철	원동면 시곡2길 31	382-5185	정제시설	30		2012-08-23	2012-08-23	4,097
		제이비엠	14	전영도	북정공단1길 53(북정동)	383-8810	건조시설 외	4	200	2008-06-03	2008-06-03	113
		유국산업㈜	15	이승철	어곡공단4길 17-21(어곡동)	372-4800	정제시설	2	500	2012-09-12	2012-09-12	128,358
		㈜피제이켐텍	16	서정우	유산공단8길 67-2(유산동)	388-2341	분쇄시설 외	3		2012-09-17	2012-09-17	444
		대진산업㈜	17	서근중	어곡공단로 129(어곡동)	386-0342		1		2012-09-28	2012-09-28	2,640
		(주)보성산업	18	대표이사	유산공단10길 60-96(유산동)		분쇄시설 외	240		2011-01-24	2011-01-24	85,084
		대진기업사	19	이정엽	유산공단10길 66(유산동)	385-4092	가열시설,탈지시설	2	550	2005-09-02	2005-09-02	0
		(주)경림HTC	20	곽경주	북정로 160(북정동)	366-0833김영민부장 fax 366-0835	분쇄 30hp×2,압축 30hp	2		2003-09-18	2003-09-18	0
		㈜에스엠	21	정석목	산막공단북13길 30(산막동)	366-7383	파쇄시설 외	10		2013-03-13	2013-03-13	536
		홍욱상사	22	김동흥	하북면 녹동길 6-132	374-9863	분쇄시설,용융시설	3		1997-11-04	1997-11-04	395
		아성산업	23	하유성 외1명	원동면 뻘등안길 4-14	383-6577	분쇄시설,분리시설	2		2007-01-24	2007-01-24	396
		양산종합환경	24	이홍근	상북면 공원로 117	375-0181	분쇄시설 외	14		1999-03-25	1999-03-25	3,748
		대운금속	25	박봉애	유산공단8길 67-1(유산동)		용해로	1		2004-08-10	2004-08-10	98
		㈜카원	26	한상헌	상북 공원로 403-19	070-7865-4704	파쇄시설 외	100	100	2008-09-30	2008-09-30	311
		㈜금강아스콘	27	정연주	유산공당10길 60-27(유산동)	367-4100	건조시설	12		2008-01-08	2008-01-08	0
		(주)도원산업	28	대표이사 김창열	어실로 482-1(어곡동)	387-0026	분리 및 절단시설 외	22	35	2010-06-16	2010-06-16	1
		종합환경	29	성관식	명곡음지마을길 84(명곡동)	386-2877	절단시설 외	2		1992-11-11	1992-11-11	31
		태일수지	30	김재성	어곡로 187(어곡동)	055-388-0428	용융시설 외	4		2010-10-29	2010-10-29	1,831
		재권자원	31	여재권	유산공단8기리 67-1(유산동)		압출시설	1		2013-10-10	2013-10-10	0
		㈜성광	32	김경민	상북면 수서로 340-25	363-8662	파쇄시설	40		2013-10-22	2013-10-22	66
		㈜대운	33	양영준	산막공단북1길 34(산막동)	384-1561	반응시설 외	6		1996-04-24	1996-04-24	20
		지성산업	34	장동국	어실로 403-8(어곡동)	367-3641	파쇄시설 외	1		2006-06-30	2006-06-30	98
		애수달산업사	35	권기홍	산막공단북5길 18(호계동)	387-7970	절단시설 외	5		1996-04-24	1996-04-24	0
		다인케미칼	37	이정민	동면 석금산로 126	070-7720-1915	절단시설 외	3		2009-12-17	2009-12-17	10

구 분		업체명	등록·관리번호	대표자	소재지	전화번호	시설명	처리능력 (톤/일)	설치비 (백만원)	허가(승인)일 (년.월.일)	사용시작일 (년.월.일)	2013년 처리량(톤)
시도	시군구											
경남	양산시	㈜푸른들이엠사료	38	김윤칠	상북면 와곡4길 6	375-7511	분쇄시설 외	1		2008-04-24	2008-04-24	0
		세진	39	진송근	유산공단3길 24(교동)	388-0001	분쇄시설 외	4		2002-03-25	2002-03-25	720
		㈜비와이테크	40	김병석	상북면 소토2길 12	374-7374	분쇄시설 외	10		2010-10-18	2010-10-18	75
		㈜경남환경	41	김태균	산막공단로 56(북정동)	387-2277	선별시설 외	8	100	2010-11-16	2010-11-16	630
		다산금속	45	박준열	북정공단1길 53(북정동)	366-2007	반응시설 외	2		2008-12-29	2008-12-29	0
	의령군	㈜서광산업 의령공장	2012-1	김정길	정곡면 의합대로 986	574-8756	기계적재활용(용융)	5	500	2012-04-20	2012-04-27	55
		대한민국상이군경회	2012-2	류지철	봉수면 직금로 298	574-5500	기계적재활용(절단,성형)	8	310	2002-02-28	2002-03-10	6
		일진산업	2012-3	이말규	부림면 의합대로 2012-6	574-2328	기계적재활용(분쇄)	16	250	2012-06-18	2012-07-05	0
		동양자원	2012-4	안창호	부림면 신번로 41-46		기계적재활용(분쇄)	20	90	2010-02-23	2010-02-23	0
		부산사료㈜	2012-5	김정학	의령읍 구용로4남길 65	573-0991	생물학적재활용(사료화)	7	150	2012-06-18	2012-06-18	777
		동일제지㈜의령공장	2013-2	정영섭	의령읍 구룡로1길 39	572-3020	기계적재활용(탈수,소각,건조)	46	1,800	2003-01-30	2003-02-05	28,500
		수림산업	2013-3	한정선	지정면 함의로 1581-12	572-0230	기계적재활용(절단)	4	300	2000-07-21	2000-07-21	294
		우성비료	2013-4	추영효	용덕면 용덕1길 25	573-5507	생물학적재활용(비료화)	9	500	2004-12-17	2004-12-20	764
		㈜열방	2013-5	지청기	유곡면 의합대로 1893-1	573-971	기계적재활용(분쇄)	7	300	2005-11-04	2005-11-15	1,059
	함안군	㈜강림이엔알	64	정재창	군북면 석교천길 268	584-5321	분쇄	300	3,000	2009-01-28	2009-01-30	65,321
		에코스타	65	제원용	대산면 대부로 432	582-9201	분쇄,압축,선별	200	350	2012-01-25	2012-01-28	6,999
		서륭소재	66	이재혁	가야읍 서봉로 356	582-2132	압축,건조,탈수	24	30	2012-02-09	2012-02-15	1,305
		㈜칠서리싸이클링	28	대표이사	칠서면 공단서4길 11	586-0420	분쇄,압축,선별	7	10,000	2001-09-14	2001-09-14	1,702
		㈜코바	32	박종희	칠서면 삼칠로 806-20	586-2203	용해,분쇄	22	1,400	2002-06-03	2002-06-03	1,037
		㈜화창	50	김준행	칠서면 공단북길 78	586-7203	용융	60	1,200	2007-01-11	2007-10-10	6,985
		삼부산업	58	조용민	칠북면 삼칠로 1993-1	587-7823	압축,선별,절단	113	50	2009-12-17	2010-04-13	8,040
		삼부산업	76	조용민	칠북면 삼칠로 1993-1	587-7823	선별,분쇄	160	30	2011-06-27	2011-06-27	19,729
		㈜서진인바이러테크	26	김태균	군북면 삼봉로 41	586-0124	파쇄,선별	520	100	2001-06-21	2001-06-21	4,918
		㈜영창	71	홍성호	법수면 윤외공단길 125		용해	4	40	2012-05-29	2012-06-11	0
		화성수지	74	최수근	함안군 칠서면 가연로 14-1	071-586-1489	분쇄,용융	3	31	2012-06-13	2012-06-13	806
		㈜엔피코	70	유강희	군북면 국우로 66	584-9690	용해,선별	9	200	2012-05-11	2012-11-08	0
		한아통상㈜	73	황휴석	법수면 정주로 351-37	583-5771	절단,선별	2	50	2011-07-13	2011-07-13	38
		㈜월산마산공장	72	정영섭	칠서면 공단서3길 62	586-2581	파쇄,소각	120	8,500	2003-10-06	2003-10-06	30,075

구 분		업체명	등록·관리번호	대표자	소재지	전화번호	시설명	처리능력 (톤/일)	설치비 (백만원)	허가(승인)일 (년.월.일)	사용시작일 (년.월.일)	2013년 처리량(톤)
시도	시군구											
경남	함안군	㈜에코그릿함안공장	75	오상윤	법수면 장백로 627	584-3900	파쇄,선별	320	500	2012-07-10	2012-08-02	6,469
		대성자원개발㈜	77	이상준	칠서면 공단동4길 67	587-2444	분쇄,선별,혼합	2	500	1996-04-18	1996-04-18	551
		화성수지	2	최수근	칠서면 가연로 14-1	587-1498	파쇄,용융	3	100	1994-04-18	1994-04-18	806
		백갑상사	6	백상철	칠원면 오곡로 379	587-9983	파쇄,용융	2	20	1996-03-21	1996-03-21	96
		솔원㈜	28	김경순	함안면 곶감길 95-2	583-8368	압축	24	30	1999-11-25	1999-11-25	4,403
		㈜서광산업	35	대표이사	군북면 삼봉로 117	583-9955	용융	0	500	2000-09-29	2000-09-29	22
		광동톱밥	40	이재목	대산면 싸리재로 220	582-2590	분쇄	6	10	2001-09-14	2001-09-14	
		한국피엔씨닷컴	46	이윤나	칠북면 화천1길 97	587-6811	용융	3	30	2002-07-09	2002-07-09	795
		정이수지산업	56	이근길	칠원면 광려천북로 262		분쇄,용융	1	1	2003-05-23	2003-05-23	46
		평광플라스틱㈜	58	김외순	대산면 평림1길 3	587-9088	분쇄,용융	4	7	2003-07-25	2003-07-25	1
		대성수지	63	하영규	칠북면 유성로 363-2	587-6051	용융	2	150	2004-02-04	2004-02-04	830
		중부케미칼	69	양태연	칠원면 경남대로 1939-1	587-5375	분쇄	11	60	2004-09-13	2004-09-17	22
		㈜원우성업 함안공장	70	최낙민	군북면 오장골길 109-1	585-1206	소각	5	218	2005-01-05	2005-01-05	229
		대진산업	92	최진식	칠북면 유성로 356	587-0845	분쇄	4	10	2008-03-18	2008-03-19	0
		벽진산업	93	대표이사	칠북면 가연1길 39	587-5668	분쇄,용융	4	10	2008-04-25	2008-04-29	0
		삼칠목재소	98	이경희	칠서면 유성로 318	587-8437	절단,압축	1	5	2009-03-04	2009-03-04	0
		창원텍	104	양태연	칠원면 경남대로 1939-1	587-5375	분쇄,용융	10	150	2010-06-03	2010-06-04	15
		㈜화림함안제2공장	105	대표이사	군북면 유전1길 31	583-8063	분쇄,용융	10	145	2010-12-10	2011-03-02	1,254
		경상환경Energy	106	김맹기	칠원면 운서천길 417	586-4016	폐축전지수집운반	0	280	2010-12-24	2010-12-24	18
		원진메탈㈜	108	대표이사	산인면 신산로 27		용해,선별,분쇄	11	350	2011-01-28	2011-02-10	538
		부성엔프라	109	김병화	군북면 의봉로 50		파쇄,용융	8	35	2011-01-31	2011-02-01	530
		삼정펄프㈜함안공장	110	전성오	칠원면 아촌강변길 109	586-2581	소각	48	8,000	2013-11-20	2013-11-21	2,381
		(주)동해플라스틱	84	김말순	군북면 함안산단6길 58	716-0088	분쇄, 용융	25	300	2013-04-15	2013-08-26	495
		화림함안1공장	79	대표이사	군북면 유전1길 31	583-8063	파쇄	8	15	2012-12-03	2013-01-04	0
		강산자원㈜	83	강성국	대산면 대부로 420		파쇄	250	400	2013-04-09	2013-04-17	2,468
		태경플라스틱	59	박상봉	칠원면 무기로 201	587-1473	분쇄	5	20	2003-09-01	2003-09-02	0
		태경리텍	114	김명락	칠북면 가연리 745		분쇄,용융	8	35	2011-08-10	2011-08-11	69
		오리엔텍	82	박주현	칠서면 삼칠로 553	586-0496	분쇄	8	35	2013-04-08	2013-04-11	40

구 분		업체명	등록·관리번호	대표자	소재지	전화번호	시설명	처리능력 (톤/일)	설치비 (백만원)	허가(승인)일 (년.월.일)	사용시작일 (년.월.일)	2013년 처리량(톤)
시도	시군구											
경남	함안군	(주)녹색환경	98	김부민	칠서면 회문길 46	587-8979	용융,분쇄	1	40	2006-08-17	2006-08-18	127
	창녕군	㈜이앤씨	제14호	이태순	대지면 학성세거리길 270	533-8871	퇴비화	80	1,000	2003-12-24	2003-12-24	21,003
		월드그린산업	제2012-4호	김도형	장마면 장마고곡로 177-37	526-0258	용융	4	100	2010-11-18	2010-11-18	114
		폴리테크	제2012-7호	박태열	남지읍 박진로 1080	521-8826	용융	4	100	2012-11-15	2012-11-15	240
		㈜대한리싸이클	제2012-6호	권대업	대지면 관동길 16		용융	12	200	2005-07-29	2005-07-29	456
		㈜대진	제2013-15호	진동석	창녕읍 신촌리 784-1	533-0074	파쇄분쇄	18	500	2000-05-03	2000-05-03	2,884
		㈜엔에이텍	제14호	최용진	유어면 선소리 125	532-0541	퇴비화	27	500	2001-10-09	2001-10-09	6,271
		주영산업	제15호	이진호	성산면 정녕리 589-8	532-5551	성형	8	500	2004-10-29	2004-10-29	0
		세화산업	제18호	윤근	성산면 정녕리 131	532-9365	용융	8	200	2002-06-12	2002-06-12	964
		인다산업	제19호	김미옥	남지읍 학계리 1065-4	526-6246	용융	14	500	2002-07-20	2002-07-20	153
		케이피텍㈜	제2013-22호	이점효	도천면 도천리 556	521-7757	용해	7	500	2002-07-24	2002-07-24	0
		㈜동성산업	제24호	신정임	대합면 등지리 232		용융	10	300	2005-06-21	2005-06-21	2,049
		㈜대경기술	제2013-11호	원남일	계성면 명리 184-1	521-0486	용융	30	500	2005-11-01	2005-11-01	3,890
		경남지령이협의회	제29호	안승열	계성면 명리 939		퇴비화	11	300	2006-01-17	2006-01-17	1,749
		씨알㈜	제30호	김인한	영산면 죽사리 1456-8	536-9911	용융	8	200	2006-07-12	2006-07-12	976
		형제케미칼	제37호	박종호	성산면 정녕리 589-13	532-3778	용융	19	300	2008-03-26	2008-03-26	61
		신진플라스틱	제53호	김원우	장마면 동정리 616	536-9125	용융	5	500	2010-05-25	2010-05-25	998
		㈜제일	제4호	최제일	성산면 정녕리 410	532-1556	퇴비화	19	300	1999-01-08	1999-01-08	0
		㈜하나	2013-21	권정애	계성면 봉산리 66-6	299-1785	탈피	6	100	1997-10-21	1997-10-21	0
		에스카㈜	2013-20	진홍근	대지면 구미리 489-1	533-0081	파쇄분쇄	3	100	2010-05-28	2010-05-28	0
		농업회사법인㈜우포월드	제2013-3호	조창현	대지면 본토리 1044-1	532-6102	혐기성 분해	30	500	2013-04-23	2013-04-23	12,194
	고성군	㈜천년산업	제2012-4호 (2011.08.19.)	임호준	고성군 삼산면 두포리 177-4	055-672-9912	분쇄, 건조	100	2,000	2011-08-19	2012-04-19	가동중지
		㈜MOA	제1호 (2009.10.15.)	윤한길	고성군 구만면 영회로 2019-53	055-673-6808	퇴비화	80	2,000	2009-10-15	2010-06-17	1,018
		삼양기업	제2012-7호 (2012.11.12.)	조용민	고성군 고성읍 남해안대로 2310	055-716-2829	파쇄,분쇄	6	100	2012-11-12	2012-11-22	745
		㈜해광	제2007-03호 (제2007-02호)	대표이사	고성군 삼산면 판곡리 24	055-674-5122	분쇄, 건조	58	1,500	2007-12-28	2007-11-23	
		천빈자원	제2012-04호 (제2008-01호)	박동기	고성군 영현면 대가로 1848 (신분리산99-4)	055-674-7850	분쇄	5	200	2008-08-04	2007-10-16	1,111
		가나자원	제재활용-12호 (제2008-02호)	이현옥	고성군 영현면 대가로 1848 (신분리산99-4)	055-674-4254	압축	12	100	2008-12-30	2008-12-17	11
		일경산업개발㈜ 세한㈜	제2012-06호 (제2011-01호)	하기효 박용형	고성군 하이면 덕호리 810-2	055-833-5852	선별	3,000	3,000	2011-03-14	2011-03-14	222,859

구 분		업체명	등록·관리번호	대표자	소재지	전화번호	시설명	처리능력 (톤/일)	설치비 (백만원)	허가(승인)일 (년.월.일)	사용시작일 (년.월.일)	2013년 처리량(톤)
시도	시군구											
경남	고성군	삼진피드㈜	제2012-01호 (제2011-03호)	정난근	고성군 거류면 신용리 1892-2	055-673-1820	추출	5	200	2012-01-03	2012-02-01	1,409
		㈜태광	제16호 제2004-01호	고맹의	고성군 상리면 망림리 176-2	055-674-7689	용융	1	150	2004-03-18	2004-03-18	75
		㈜지투	제6호(중간처리업) 제2007-01호	대표이사	고성군 삼산면 판곡리 99	055-674-4413	분쇄, 건조	7	500	2007-07-24	2007-08-02	
		흥우산업	제2012-03호 (제2005-01호)	문기정	고성군 거류면 은월리 1-3	055-673-8801	파쇄, 압축	4	150	2005-06-21	2005-06-29	1,050
	하동군	아이에스동서㈜하동공장	2013-0006	권민석	옥종면 옥단로 533	055-883-9491	파쇄,분쇄시설	5,800	2,000	2002-04-20	2002-04-20	6,507
		지산산업㈜	2006-0003	양은진	금남면 경충로 427-88	055-883-5878	파쇄시설	460	2,000	2006-03-30	2006-12-11	9,017
		㈜지더블유코리아	2001-0002	정권수	고전면 농공단지길 5	055-884-7011	정제시설	600	1,203	2001-04-23	2001-06-04	204,301
		㈜금륜	2002-0002	정권수	금성면 경제산업로 507-80	055-883-0513	정제시설	560	1,266	2002-04-09	2004-10-29	321,993
		㈜그라코 하동지점	2011-0005	황호성	진교면 달구지길 39-8	055-883-6781	파쇄시설	190	594	2011-12-05	2007-06-19	2,788
		동남식품	2013-0008	정동욱	금남면 주교로 169-7	055-884-8078	파쇄, 탈수건조	1	50	2013-07-25	2013-07-25	10
		코코세라믹㈜	2002-0001	이명길, 박용형	옥종면 옥단로 820	055-883-6206	파쇄시설	90	1,300	2009-08-19	2009-10-07	10,041
		㈜남광 하동공장	1999-0001	김정완	적량면 한옥정길 36-22	055-884-0671	파쇄시설, 정제시설, 압축시설	455	1,300	012-07-10(변경허가	1999-01-01	42,851
		케이에스씨㈜	2005-0001	정동훈	금성면 길목길 15	055-882-3894	파쇄시설	160	1,000	2005-03-11	2011-06-28	1,149
		풀잎시스템	2013-0003	라광수	고전면 늘봉길 306		사료화시설	1	615	2013-04-18	2013-04-18	0
		자연환경리싸이클	2002-0001	문평수	하동군 양보면 지례리 193-14	055-884-5942	파쇄시설	80	600	2002-09-24	2002-09-24	0
	산청군	삼정비알	2013-01호	이명둘	단성면 지리산대로 3362	974-0951	압축.주조시설외4	200	3,600	2013-02-27	2013-02-27	1,090
		S라이즈	2013-02호	김지태	단성면 목화로 74		압축.주조시설외1	220	3,000	2013-12-16	2013-12-16	0
	함양군	㈜강림퓨얼테크	제2013-1호	정재창	함양군 안의면 황마로 61-106	055.964.4311	파쇄분쇄시설	30	200	2013-04-11	2013-10-16	0
	거창군	모동기업사	2012-01	강종희	위천면 모동리 산 6-1	944-0085	파쇄분쇄시설	320	100	2012-03-15	2013-04-03	17,270
		(주)경진	2013-1	강경돈	경남 거창군 위천면 황산리 산32-12	941-0067	파쇄분쇄시설	320	100	2013-05-06	2013-05-06	0
		㈜한국크락샤	2012-3	하종탁	경남 거창군 위천면 모동리 산127-1	943-1719	파쇄분쇄시설	40	20	2013-12-10	2013-12-20	0
		에이스에너지㈜	2009-1	허진원	경남 거창군 위천면 당산리 207-1	941-0371	용융시설	50	200	2011-05-20	2011-05-20	8,133
	합천군	형제영농조합법인	제2호	박인식	청덕면 초곡3길 62	055-932-9996	퇴비화	95	1,650	2000-10-12	2000-10-12	15,748
		영농조합법인피마	제3호	박철웅	적중면 황강옥전로 1787	055-932-9883	퇴비화	30	1,200	2002-08-21	2002-09-03	416
		㈜대경산업	제7호	박주원	율곡면 임북길 169	055-931-9688	파쇄,용해,탈수,건조,침전	94	150	2003-07-16	2003-08-22	8,364
		늘푸른자원㈜	제9호	이상훈	청덕면 초곡3길 10	055-933-6833	파쇄,분쇄	160	1,500	2005-06-22	2005-06-28	2,395
		참빛환경㈜	제10호	조철호	적중면 황강옥전로 1785		소각열회수,건조	63	1,000	2006-12-04	2007-01-24	0
		대경케미칼㈜	제12호	박주원	율곡면 대야로 1707	055-933-0090	분쇄,용해,탈수,건조,세척,반응,침전	119	500	2008-07-17	2008-07-28	2,177

구 분		업체명	등록·관리번호	대표자	소재지	전화번호	시설명	처리능력 (톤/일)	설치비 (백만원)	허가(승인)일 (년.월.일)	사용시작일 (년.월.일)	2013년 처리량(톤)
시도	시군구											
경남	합천군	한영바이오㈜	제14호	한영희	청덕면 동부로 2188	055-932-3939	분쇄,성형,반응	1	150	2012-05-08	2012-06-05	50
		도보산업㈜	제16호	심재운	초계면 동부로 990	055-932-7868	분쇄,성형,건조	16	200	2012-10-08	2012-10-15	458
		㈜구일알앤씨	제17호	김미화	율곡면 임북길 175	055-931-9197	분쇄,성형,탈수	30	1,200	2013-07-25	2013-07-25	2,620
제주	소계	17 업체						527	16,394			74,990
	제주시	㈜월자제지	제재2001-4호	고추월	제주시 한림읍 금능농공길 62-16	772-3200	소각시설	23	1,500	2012-03-19	2012-03-19	4,747
		삼다비료㈜	재2002-1호	양영천	제주시 한림읍 산록남로 214-12	743-0005	퇴비화, 부숙토시설	109	300	2012-04-18	2012-04-18	16,976
		농업회사법인 새별오름합자회사	재재2002-1호	신현덕	제주시 애월읍 녹근로 744	796-7447	퇴비화	50	150	2012-11-19	2012-11-19	1,637
		제주어류양식 수산업협동조합	제재2005-1호	조합장 양용웅	한림읍 상대리 1994	796-7074	퇴비화	20	300	2012-05-25	2012-05-25	6,928
		한라산업㈜	제재2009-1호	이재형	제주시 한림읍 금능농공길 48-20	772-9050	사료화	12	500	2012-02-24	2012-02-24	435
		동부팜한농㈜제주공장	제재2010-5호	우종일	제주시 조천읍 함와로 85	784-5041	퇴비화	46	1,800	2012-07-30	2012-07-30	6,442
제주	제주시	주식회사 태산	제2012-12호	변영삼	제주시 월산남길 312(해안동)	712-8100	고형연료제조	24	1,000	2012-07-06	2012-07-10	131
		대구플라스틱	제2001-3호	박종규	제주시 조천읍 남조로 2531	784-4443	파쇄,용융시설	5	30	2013-07-22	2013-07-22	247
		대구공업사	제5호	박상운	제주시 선반로 14길23(화북이동)	756-4447	파쇄,용융시설	4	360	2011-07-24	2011-07-24	1,198
		㈜한라환경	제2002-2호	오태흠	제주시 송이길 172(회천동)	721-0025	분쇄시설	40	2,000	2013-07-22	2013-07-22	237
		DK농산	제2006-62호	조대권	제주시 한경면 금등리 422-1	796-3817	퇴비화	8	300	2013-07-24	2013-07-24	1,204
		청림	제2009-6	김정환	제주시 구좌읍 남지기길 19	784-3451	파쇄,용융시설	17	400	2013-08-26	2013-08-26	351
		제주비료㈜	제2010-4호	현홍대	제주시 조천읍 와흘로 255	782-4985	퇴비화시설	80	2,082	2013-07-22	2013-07-22	12,401
	서귀포시	제주페이퍼텍	2011-재활1	박병희	서귀포시대정읍 일주서로3000번길 137-19	064-794-1745	소각열회수	24	4,500	2011-11-25	2011-11-25	5,119
		㈜화송산업	2012-재활2	현학송	서귀포시대정읍 일주서로3000번길 137-2055-13	064-794-5336	퇴비화	40	772	2012-01-31	2012-01-31	11,973
		(사)일하는사람들	2012-재활3	김경환	서귀포시 남원읍 한남리 834	064-733-8223	퇴비화	5	100	2012-03-06	2012-03-06	76
		세미영농조합법인	2013-재활1	문인수	서귀포시 대정읍 대한로 389-33	064-792-3200	퇴비화	20	300	2013-01-18	2013-01-18	4,889

8. 폐기물 처리업체 현황

아. 중간처리업체(건설폐기물)

구분		업체명	소재지	대표자	전화번호	부지면적 (㎡)	자체수집 운반차량	파쇄시설			모래생산 시설보유 차량	순환골재 생산규격	1일 처리능력 (허가용량/실가동량)	허용 보관량	자본금규모 (만원)	허가일자	2013년 처리량(톤)
시도	시군구							1차	2차	3차이상							
전국	합계	498 업체				6,585,748	5,392						2,301	9,168,621	52,110,180		69,351,794
서울	소계	2 업체				19,816	2						0	66,001	450,000		722,010
	강서구	(주)대일환경	서울특별시 강서구 외발산동 391-1	유미화	02-2665-6267	3,659	1	죠크러셔	죠크러셔	콘크러셔	미보유		0	18,001	50,000	20000808	154,270
		서울N.E.T(주)	서울특별시 강서구 개화동 319-7	안성효	02-2666-2201	16,157	1	죠크라샤	더블죠크라샤,콘크라샤	콘크라샤,콘크라샤	미보유	26~50mm, 5mm, 6~25mm	0	48,000	400,000	20000808	567,740
부산	소계	14 업체				103,723	84						113	172,621	1,670,365		1,716,424
	영도구	(주)늘푸른환경	부산광역시 영도구 청학동 1-15번지	원성남	051-418-0300	1,158	1				미보유		71	10,627	260,000	20000802	23,296
		남일환경산업	부산광역시 영도구 청학2동 1-54번지	남정의	051-403-6677	3,362	7	죠크라셔	더블죠크라셔		미보유		1	7,244	49,065	20000802	111,140
	사하구	(주)부영개발	부산광역시 사하구 장림동 914-8	김종각	051-265-3640	0	15			1기	미보유	26~50mm, 6~25mm	11	18,120	55,000	20080911	408,752
		에코포스트(주)(처리)	부산광역시 사하구 다대동 산69-7	홍평표	051-317-3762	5,630	0				미보유	6~25mm	0	11,600	40,000	20100322	67,792
	금정구	(주)부일레미콘	부산광역시 금정구 회동동 445-1번지	김현수	051-525-0147	9,543	1	50~75톤/시간	86톤/시간		미보유	6~25mm	0	10,793	100,000	20081118	3,484
	사상구	(주)삼정환경산업	부산광역시 사상구 엄궁동 141-4번지	신범식	051-313-0381	2,305	7	640톤			미보유		0	6,464	24,400	20000807	46,813
		(주)호생환경	부산광역시 사상구 엄궁동 141-21번지	황준	051-327-1333	3,306	1	죠크라샤,더블죠크라샤, 콘죠크라샤			미보유	26~50mm, 5mm, 6~25mm	1	14,194	110,000	20000807	218,360
		건설환경(주)	부산광역시 사상구 하신번영로 498(엄궁동)	설원식	051-316-4200	2,479	2	600톤/일	600톤/일		미보유	26~50mm, 5mm, 6~25mm	0	6,000	67,000	20000807	72,926
		부산리사이클링(주)	부산광역시 사상구 감전동 504-5번지	박우민	051-327-2727	36,817	16		hr*8hr		미보유		0	12,001	190,000	20030127	
		호제환경산업(주)	부산광역시 사상구 감전동 515-4	이호경	051-327-6375	1,808	10	1차 조크러셔	2차 조크러셔	80톤/hr * 8hr,3차 조크러셔	미보유	26~50mm	0	6,741	80,000	20000807	166,864
	기장군	(주)대양디앤씨	부산광역시 기장군 정관면 정관로 923-58 (주)대양디앤씨	양재원	051-727-1823	10,709	15	조크라샤	조크라샤	조크라샤	미보유		1	20,369	374,900	20050128	191,464
		(주)두승	부산광역시 기장군 장안읍 좌동리 49-6	김경자	051-727-7228	16,826	7	200Ton,100Ton*2		200Ton	미보유	26~50mm, 6~25mm	7	10,500	0	20090910	130,309
		삼호ENT(주)	부산광역시 기장군 정관면 예림리 203-9 (산단7로 92-37)	도현진	051-728-1886	0	0		150톤/1시간, 1200톤/1일		미보유	26~50mm, 5mm, 6~25mm	11	13,248	70,000	20120103	75,735
		서봉리사이클링(주)	부산광역시 기장군 철마면 고촌리 400-3	문정현	051-264-0358	9,780	2	콘크러셔	콘크러셔	콘크러셔	미보유		10	24,720	250,000	20120925	199,488
대구	소계	2 업체				14,839	0						0	32,812	136,000		325,751
	달성군	대한환경산업(주)	대구광역시 달성군 구지면 구지서로10길19	하종호	053-552-7005	5,472	0	크락샤	크락샤, 콘크락샤		미보유	26~50mm, 5mm, 6~25mm	0	12,633	61,000	19970127	141,641
		성원도시개발(주)	대구광역시 달성군 현풍면 원교리 794-2	김성우	053-611-4008	9,367	0	더블죠크라샤	죠크라샤	콘크라샤	미보유	26~50mm	0	20,179	75,000	19960902	184,111
인천	소계	14 업체				498,456	104						49	452,442	1,974,000		6,013,869
	서구	(주)누보켐 인천	인천광역시 서구 오류동 검단일반산업단지 26블록 3롯트	이봉원		4,959	0	습식	습식		미보유		12	4,682	25,000	20130917	7,568
		(주)반도자원	인천광역시 서구 왕길동 63-2, 3, 14, 15	이호준	032-562-9973	14,877	4	400ton/hr,200ton/hr			미보유	26~50mm, 5mm	0	57,120	690,000	19960206	487,101

구분		업체명	소재지	대표자	전화번호	부지면적 (㎡)	자체수집 운반차량	파쇄시설			모래생산 시설보유 차량	순환골재 생산규격	1일 처리능력 (허가용량/실가동량)	허용 보관량	자본금규모 (만원)	허가일자	2013년 처리량(톤)
시도	시군구							1차	2차	3차이상							
	서구	(주)삼덕	인천광역시 서구 오류동 434-141	박호전	032-564-2400	0	0	60톤/시			미보유		0	4,801	100,000	20120821	2,382
		(주)수도권환경	인천광역시 서구 백석동 212-2	이병권	032-567-2312	248,600	3	죠크라샤	더블죠크라샤	콘크라샤,롤크라샤	보유	5mm, 6~25mm	1	96,000	280,000	20051219	1,223,883
		(주)순환골재협회	인천광역시 서구 왕길동 63-7,64-17	이종백	032-565-9110	27,015	1	175톤/시간	175톤/시간	175톤/시간	미보유	26~50mm, 6~25mm	1	14,000	35,000	20061127	495,179
		(주)순환골재협회 오류동지점	인천광역시 서구 검단천로 201 (오류동)	이종백	032-562-3605	35,425	1		400hp	290hp*2	미보유	26~50mm	1	69,696	35,000	20120710	303,446
		(주)아이케이	인천광역시 서구 오류동 1536번지	김상문, 이상진	032-565-7114	64,569	29	250hp	100hp	250hp,200hp,600hp	미보유	26~50mm, 6~25mm	1	72,480	0	19960206	1,192,753
		(주)장형기업	인천광역시 서구 오류동 1524번지	김봉숙	032-562-1658	41,460	59	pj-6048	cc-2100	cc-1680,버켓타격박리기	미보유	26~50mm	19	64,902	170,000	19950218	1,022,036
		동아공사(주)	인천광역시 서구 드림로 174 (백석동)	박종기	032-565-0701	21,450	2	죠크라샤 1대 300HP (습식)	더블죠크라샤 1대 (150*2EA)HP (습식)	콘크라샤 1대 300HP (습식)	미보유	26~50mm, 5mm, 6~25mm	12	23,040	60,000	19970205	925,317
		삼덕유화(주)	인천광역시 서구 당하동 846-1 삼덕유화(주)	박호전	032-564-8071	7,616	0	90톤/hr*2기			미보유	26~50mm	0	5,083	105,000	20120509	68,377
		서울아스콘(주)	인천광역시 서구 석남동 223-640 (봉수대로300번길 9) 2동 1층	김금희	032-584-5353	519	4	죠 크러셔	콘 크러셔	콘 크러셔	미보유	26~50mm, 6~25mm	1	6,201	0	20120521	190,260
		케이와이PC(주)	인천광역시 서구 오류동 검단일반산업단지2-15블럭	강영구	032-565-1300	9,586	0				미보유		1	8,117	50,000	20120102	2,903
		케이와이피씨㈜ 인천지점	인천광역시 서구 가람로 24 (오류동)	강영구	032-563-9003	9,621	1	분쇄시설(습식)			미보유		1	18,432	50,000	20131113	5,409
		한밭산업(주)	인천광역시 서구 가좌동 574-1, 6	송인숙	032-582-6044	12,759	0	죠크러셔			미보유		0	7,888	374,000	20021128	87,257
광주	소계	5 업체				37,742	35						3	107,713	323,000		670,243
	광산구	(주)광주환경산업	광주광역시 광산구 덕림동 751-6	노순길	062-944-6644	6,590	8	180톤/h	130톤/h		미보유	26~50mm, 5mm	1	14,498	38,000	19980107	169,000
		(주)송대에코	광주광역시 광산구 동곡로194번길 137 (유계동)	박영국, 김옥녀	062-944-0940	10,710	1	150톤/시간	150톤/시간	150톤/시간	미보유	26~50mm, 6~25mm	1	12,127	30,000	20050411	85,216
		(주)초당산업	광주광역시 광산구 금동학동길 306-16 (덕림동)	선수동, 하형종	062-944-0012	13,187	13			1식(200톤/h)	미보유	26~50mm, 6~25mm	1	47,570	200,000	19971107	242,313
		(주)케이환경	광주광역시 광산구 대산동 417번지	김택균	062-946-6400	1,603	8	3기(200HP,240HP,200HP)			미보유	26~50mm, 5mm	0	16,158	5,000	20090921	108,540
		(주)크린환경산업	광주광역시 광산구 송학동 927-1	박종순	062-943-4700	5,652	5			1식(200톤/시간)	미보유	26~50mm	0	17,360	50,000	19980413	65,173
대전	소계	5 업체				87,353	23						27	105,169	556,700		525,169
	동구	국보환경(주)	대전광역시 동구 하소동 59	임종빈	042-274-7303	8,552	9	200톤/시간x1대, 100톤/시간x1대			미보유	26~50mm, 5mm, 6~25mm	0	16,000	0	19991124	190,185
	중구	대림공영(주)	대전광역시 중구 어남동 178	이소영	042-285-9985	5,670	1	분쇄시설200HP*1식	분쇄시설147HP*1식		미보유	26~50mm, 6~25mm	10	9,322	46,700	20090922	117,533
		중앙아스콘(주)	대전광역시 중구 어남동 145-1 (단재로 378-47)	박희정	042-285-0160	69,831	1		순환골재생산시설,순환골재생산시설		미보유	26~50mm, 6~25mm	16	70,708	150,000	20080125	199,512
	대덕구	(주)동양환경	대전광역시 대덕구 문평동 69-3	모종면	042-933-0450	0	10				미보유		0	1,952	310,000	20080731	9,750
		대덕아스콘환경(주)	대전광역시 대덕구 대화동 370-2	홍경덕	042-638-4660	3,300	2	200Hp*1			미보유	6~25mm	1	7,187	50,000	20130116	8,189
울산	소계	10 업체				81,249	75						13	169,899	523,800		1,269,646
	울주군	(주) 유성	울산광역시 울주군 온산읍 당월리 193번지	류해열	052-228-7081	400	0	죠크라샤	더블죠크라샤		미보유		0	24,000	2,700	20110602	899

구분		업체명	소재지	대표자	전화번호	부지면적 (㎡)	자체수집 운반차량	파쇄시설			모래생산 시설보유 차량	순환골재 생산규격	1일 처리능력 (허가용량/실가동량)	허용 보관량	자본금규모 (만원)	허가일자	2013년 처리량(톤)
시도	시군구							1차	2차	3차이상							
울산	울주군	(주)동운	울산광역시 울주군 두동면 구미리 728-1	신동민	052-262-5600	13,088	5	죠크라샤	더블죠크라샤		미보유		0	20,000	70,000	20080101	71,182
		경동환경(주)	울산광역시 울주군 웅촌면 웅촌로 625-136	김진택	052-225-5767	6,150	8	150HP	200HP	200HP	미보유	26~50mm, 6~25mm	1	19,640	5,000	19980731	99,872
		덕화실업(주)	울산광역시 울주군 언양읍 반곡리 978-4	유기석	052-264-7431	8,937	0	습식분쇄(100HP*1)			미보유		0	7,728	8,000	20131105	30,235
		석천환경개발(주)	울산광역시 울주군 청량면 온산로 324 석천환경개발(주)	강일구	052-269-3504	10,727	4	조크라샤	더블조크라샤	콘크라샤	미보유	26~50mm, 5mm	1	17,317	30,000	20110808	273,182
		신명환경(주)	울산광역시 울주군 웅촌면 대복리 681-3	김현진	052-225-2000	25,350	7	1280톤/일	1280톤/일	1280톤/일,1280톤/일,1280톤/일	보유	26~50mm	0	13,440	60,000	20000513	40,653
		영종산업(주)	울산광역시 울주군 삼동면 하잠리 489	채포기	052-254-6343	7,780	4	50hp			미보유		0	10,250	30,000	20080408	41,687
		용신환경개발(주)	울산광역시 울주군 청량면 용암리 61-1번지	이민석	052-276-1515	6,601	18			파쇄시설1식,탈수시설1식, 자력선별기3식,스크린선별기4식, 부상선별기1식,풍력선별기1식	보유	26~50mm, 5mm, 6~25mm	10	26,015	180,000	20040413	439,978
		주목산업(주)	울산광역시 울주군 온양읍 망양리 613-13	허종웅	052-239-7833	2,216	20	죠크러샤	죠크러샤	콘크러샤,샌드콘	미보유	26~50mm, 6~25mm	1	21,989	0	20110808	271,958
		후레쉬산업	울산광역시 울주군 언양읍 반연리 193-1	서인혁	052-254-6266	0	9		400톤/일x1식		미보유		0	9,520	138,100	20070803	
세종	소계	3 업체				20,337	21						7	70,000	150,000		708,425
	세종시	(주)이에스세종	세종특별자치시 전동면 솔티로 341 (주)이에스세종	대표이사	044-862-5123	9,950	11	200	75	200	미보유	26~50mm	1	22,000	20,000	20060619	76,070
		인선이엔티(주)세종	세종특별자치시 전동면 솔티로 494-52 -	이형근, 김대봉	044-865-3900	1	10	더블죠크라샤			미보유	5mm, 6~25mm	1	32,000	0	20070531	541,018
		충청환경산업(주)	세종특별자치시 부강면 시목부강로 433-4 지내	우재숙	044-275-3878	10,386	0	200HP	75HP x 2	75HP x 2	미보유	26~50mm, 6~25mm	5	16,000	130,000	19970913	91,337
경기	소계	85 업체				892,069	2,121						525	2,043,681	11,975,300		21,277,616
	수원시	고려개발(주)	경기도 수원시 권선구 평동 53번지	최경숙	031-292-4500	1,013	0	죠크라샤	콘크라샤		미보유	26~50mm, 5mm, 6~25mm	0	16,000	90,000	19980904	162,119
		백상기업(주)	경기도 수원시 권선구 오목천동 603 백상기업(주)	민병곤	031-292-4450	3,541	16				미보유		1	12,000	50,000	19980701	134,450
		삼환환경(주)	경기도 수원시 권선구 삼천병마로 1519 (오목천동,1층)	강재성	031-292-8644-5	2,507	22	300톤/HR*1(1차)	200톤/HR*1(2차)	200톤/HR*1(3차)	미보유	26~50mm	1	24,000	110,000	20050707	346,706
	의정부시	도시환경산업(주)	경기도 의정부시 신곡동 3-7	채만석	031-853-6900	4,747	12	150ton/hr 3식			미보유		1	20,000	80,000	19990607	127,035
	안양시	경기환경건설(주)	경기도 안양시 동안구 평촌동 84-3(307호)	민경선	031-425-0360	6,357	1	CON CRUSHER 200t/hr, CON CRUSHER 200t/hr			미보유		1	11,200	50,000	20000727	12,405
		동방산업(주)	경기도 안양시 동안구 관양동 898	차상호	031-421-4034	6,944	3	조크러셔	임팩크러셔		미보유		0	14,400	50,000	19980609	52,215
		세창환경건설(주)	경기도 안양시 만안구 안양7동 220-13	최기식	031-443-2060	2,223	4	조크러셔	임팩크러셔		미보유		80	8,000	30,000	20070531	84,747
		제일산업개발(주)	경기도 안양시 만안구 석수2동 477-10	오동록	031-472-7351	10,010	3	조크러셔,조크러셔	콘크러셔,콘크러셔,임팩크러셔	콘크러셔,콘크러셔	미보유		1	8,448	350,000	20070531	6,703
		주식회사정선환경	경기도 안양시 만안구 박달동 702-7	박명수	031-447-9777	1,883	1	조크러셔	조크러셔	조크러셔	미보유		1	24,855	10,000	20110503	44,680
	부천시	우광개발(주)	경기도 부천시 원미구 중동 1141-5 603호	임태권	032-675-5300	14,097	33	파쇄시설외			미보유	5mm, 6~25mm	0	42,000	170,000	20010928	1,081,799
		주식회사드림아스콘	경기도 부천시 오정구 삼정동 34-8	김현성	032-678-0081	6,161	2				미보유		1	4,132	210,000	20110407	47,154
	평택시	(주)우성산업개발	경기도 평택시 포승면 원정리 799-11	황 병 갑	031-681-6024	3,748	4	파쇄분리시설			미보유	26~50mm	1	16,000	8,000	19970711	149,733

구분		업체명	소재지	대표자	전화번호	부지면적 (㎡)	자체수집 운반차량	파쇄시설			모래생산 시설보유 차량	순환골재 생산규격	1일 처리능력 (허가용량/실가동량)	허용 보관량	자본금규모 (만원)	허가일자	2013년 처리량(톤)
시도	시군구							1차	2차	3차이상							
경기	평택시	(주)천지환경개발	경기도 평택시 고덕면 해창리 1112-3	김승의	031-668-6686	1,200	18	100톤800톤	100톤800톤		미보유	51~75mm, 76~100mm	1	8,000	20,000	20040501	95,593
		가람산업(주)-건설	경기도 평택시 청북면 토진리 626-7	고영준	031-683-7690	0	1	죠크라샤	임팩트크라샤		미보유	26~50mm	0	16,000	40,000	20060927	214,227
		동우이엔이 주식회사	경기도 평택시 현덕면 덕목리 81번지	최종욱	031-682-4115	11,091	7	죠크락샤	죠크락샤		미보유		2	16,000	130,000	19970715	192,835
		미래환경(주)	경기도 평택시 서탄면 사리길 31 (금암리 23-9)	오성은	031-663-0373	12,440	1			150톤/시간	미보유	26~50mm	1	18,000	40,000	19960120	247,988
	동두천시	(주)수도환경	경기도 동두천시 상패동 318	김상준	031-864-3131	4,336	3	죠크라샤	더블죠크라샤		미보유	26~50mm	0	20,000	300	19970103	45,272
		(주)신명	경기도 동두천시 상패동 309-9 외 9필지	소영호	031-868-1333	833	0	1차 죠크라샤 100hp	2차 죠크라샤 200hp		미보유	26~50mm	0	8,000	100,000	19950529	181,582
		(주)장형기업동두천지점	경기도 동두천시 상패동 641번지 외	김봉숙	031-866-0557	6,459	1,357				미보유	6~25mm	1	36,000	0	19961030	265,977
		(주)참마루이엔티	경기도 동두천시 송내동 463	정달옥, 박준홍	031-868-3340	9,818	12	죠크라샤	죠크라샤	콘크라샤,콘크라샤	미보유	26~50mm, 6~25mm	0	20,000	55,000	19990912	77,248
		(주)청송산업개발	경기도 동두천시 상패동 628-3	김재환	031-863-8044	2,333	8				미보유		0	1,418	1,500,000	20010402	10,605
	고양시	(주)청명산업	경기도 고양시 덕양구 내유동 372-1	김상웅	031-962-7005	9,138	7	150T/H,120T/H,			미보유	6~25mm	0	25,000	50,000	20021025	175,311
		동해개발	경기도 고양시 덕양구 중앙로 313 (도내동)	윤일웅, 한은실	031-979-0461	0	8	죠크러샤	더블죠러샤	콘크러샤	미보유	26~50mm, 5mm, 6~25mm	0	28,603	693,000	20010807	198,827
		인선ENT(주)	경기도 고양시 일산동구 동국로 240 (식사동)	이형근, 김대봉	031-930-3219	74,253	2	300 마력	300마력	300마력,300마력	미보유	26~50mm	1	71,913	1,725,000	19980528	1,392,905
	남양주시	(주)도성환경개발	경기도 남양주시 진건읍 송능리 55-2	윤훈철	031-575-5000	4,334	14	죠크러샤	더블조크러샤		미보유	26~50mm, 5mm, 6~25mm	17	30,000	50,000	20060619	254,979
		(주)동보이앤시	경기도 남양주시 호평동 641-1 샤르망메디칼프라자 706호	김지환	031-591-0012	5,507	15	죠크라샤	임팩트크라샤		미보유	26~50mm, 6~25mm	1	29,900	150,000	19980602	192,648
		(주)방태	경기도 남양주시 진건면 송능2리 56-1	김용남	031-529-0123	3,611	2	650ton/hr			미보유	26~50mm	0	52,000	100,000	19970828	410,758
		(주)한진산업	경기도 남양주시 진접읍 연평리 215-1번지, 219번지	김상현	031-572-7788	7,842	1	1기	1기	1기	미보유	26~50mm, 6~25mm	0	23,691	200,000	19960621	338,517
		(주)해솔산업개발	경기도 남양주시 진건읍 송능리 55-9	유길문	031-573-6001	9,880	14	죠크러셔,더블죠크러셔, 콘크러셔			미보유	26~50mm	0	29,000	250,000	19960830	450,630
		마평산업개발(주)	경기도 남양주시 진접읍 연평리 83-14	박병식, 박병삼	031-571-0098	12,849	1	300톤/hr			미보유	26~50mm, 6~25mm	1	24,000	50,000	19970624	441,429
	오산시	(주)성철환경개발	경기도 오산시 가장동 340-3번지외4 (가장동 28-5,340-3,260-4,345,348)	김경옥	031-374-7748	6,390	6	죠크락샤	더블죠크락샤	콘크락샤	미보유		2	16,000	90,000	19980401	100,294
	시흥시	(주)우리기업	경기도 시흥시 월곶동 897 (주)우리기업	박영란	031-497-3553	6,275	0			더블죠크라샤	미보유	26~50mm, 6~25mm	1	24,354	80,000	20060622	283,666
		천보산업(주)	경기도 시흥시 월곶동 768-3	전명우	031-497-4474	4,594	20	죠크러셔	더블죠크러셔	콘크러셔	미보유	5mm	1	26,520	120,000	20000801	427,811
	군포시	삼흥환경건설(주)	경기도 군포시 당정동 36B11L 신산본프라자 501호	성백정	031-458-6162	1,749	7	150톤/hr			미보유	5mm	3	3,000	77,000	20080824	57,777
	용인시	(주)대주개발	경기도 용인시 처인구 남사면 창리 390-2	박성오	031-339-0847	2,728	3	죠크랴샤	더블죠크랴샤	콘크랴샤	미보유		0	19,800	20,000	19960522	182,217
		(주)조광환경산업개발	경기도 용인시 기흥구 언남동 2-2번지	조만기	031-284-0234	4,281	8	파쇄.분쇄시설*5기 (235톤/시간)			미보유		15	28,200	70,000	19970228	110,490
		(주)지솔알이에이치	경기도 용인시 처인구 남사면 경기동로 52	유재원	031-323-1004	2,500	1			3기	미보유		10	28,000	180,000	19970910	281,714
		광일토건환경(주)	경기도 용인시 삼가동 145-3	박노일	031-337-2147	4,757	7	1,2차 100톤/hr			미보유		0	14,000	180,000	20001009	403,367

구분		업체명	소재지	대표자	전화번호	부지면적 (㎡)	자체수집 운반차량	파쇄시설			모래생산 시설보유 차량	순환골재 생산규격	1일 처리능력 (허가용량/실가동량)	허용 보관량	자본금규모 (만원)	허가일자	2013년 처리량(톤)
시도	시군구							1차	2차	3차이상							
경기	용인시	서원아스콘	경기도 용인시 처인구 이동면 서리 727 서원아스콘	이호준, 송인숙	031-321-6100	21,791	2	220HP*1식,150HP*1식			미보유		1	9,600	250,000	20010703	77,467
		정일산업주식회사	경기도 용인시 남사면 북리 11-2	최용효	031-334-8888	29,980	4		파쇄·분쇄시설*4기		미보유		14	33,520	150,000	19940705	961,067
	파주시	(주)대길이에스	경기도 파주시 월롱면 정문로 160 (주)대길이에스	김문회	031-943-6688	26,469	0	죠크러셔	더블죠크러셔	콘크러셔,샌드크러셔	보유	5mm, 6~25mm	0	63,360	250,000	20050627	437,311
		(주)송림환경	경기도 파주시 동패동 415-13	이기덕	031-942-4977	9,900	3	죠크라샤	죠크라샤		미보유	26~50mm, 51~75mm, 5mm	0	46,226	50,000	19980525	166,721
		(주)홍명산업	경기도 파주시 광탄면 분수리 208-7	대표이사	031-941-8626	16,143	5	죠크라샤	더블죠크라샤	임펙트크라샤,콘크라샤	미보유		2	18,346	480,000	19970913	194,261
		교하환경(주)	경기도 파주시 교하읍 하지석리 438-1	유진열	031-943-9988	12,000	12	1식	1식		미보유	26~50mm, 5mm	0	50,576	0	19970619	625,429
		문화기업(주)-처리자	경기도 파주시 조리읍 뇌조리 517	김태흔	031-941-9425	3,581	5	250t / hr			미보유	5mm, 6~25mm	0	40,629	12,000	19980323	264,016
	이천시	(주)삼성환경개발	경기도 이천시 설성면 상봉4리 571	이호찬	031-643-4411	7,861	0			1식	미보유	26~50mm	0	12,000	80,000	19970929	248,334
		금강환경산업(주)	경기도 이천시 모가면 소고리 96-14	박기선	031-634-8020	18,785	42		2기		미보유		0	22,000	70,000	19990701	279,701
		하나케이환경(주)	경기도 이천시 대월면 양녕로 57 (197-10,197-11,197-12)	원용한	031-632-8888	40,430	8	1			미보유		1	67,200	200,000	20050108	813,062
	안성시	광일환경(주)	경기도 안성시 미양면 강덕리 4-1	김명환	031-677-0777	7,844	24	죠크라샤	콘크라샤		미보유	26~50mm, 5mm, 6~25mm	0	24,000	60,000	20050330	146,353
		대성개발(주)	경기도 안성시 사곡동 224	건경수	031-676-7411	11,896	5	파쇄기180톤/시간,분리-선별기	파쇄기(죠크라샤,분리-선별기	파쇄기(콘크라샤	미보유		0	21,600	110,000	19961025	77,422
		동부이엔티(건설)	경기도 안성시 원곡면 산하리 251-2	허진원, 이호성	031-656-1822	4,066	10				미보유	6~25mm	10	12,000	50,000	20080114	254,361
	김포시	(주)한강이앰피	경기도 김포시 대곶면 대벽리 690-88(산85)	최병석	031-986-3838	29,950	14	1차: 173hp*1기 (2400톤/일, 300톤/hr)	2차: 120hp*2기 (2400톤/일, 300톤/hr)	3차:253hp*1기(2400톤/일, 300톤/hr), 4차:173hp*1기 (2400톤/일, 300톤/hr), 5차:300hp*2기(3600톤/일, 300톤/hr), 6차:20hp*1기 (800톤/일, 100톤/hr)	미보유		99	29,680	185,000	20100802	928,810
	화성시	(주)다원환경	경기도 화성시 송산면 삼존리 649-17	정병관, 이중열	031-357-0051	21,335	1	200톤*1-75톤*2-250톤*2			미보유	26~50mm	0	1,600	30,000	19941118	192,471
		(주)동우개발(화성)	경기도 화성시 서신면 전곡리 80-67	홍상표	031-411-6815	4,600	89	120	120	80,60	미보유	26~50mm	1	12,000	60,000	20020415	59,770
		(주)오성개발	경기도 화성시 안녕길 59-2 (안녕동)	김원극	031-222-1071	5,938	0	200톤/hr*1식, 100톤/hr*2식			미보유		2	16,000	50,000	19951010	74,333
		(주)진흥중공업-건설	경기도 화성시 양감면 정문리 506-3, 506-5	박 찬 양	031-8059-4433	0	2	400톤/hr*1			미보유	6~25mm	0	39,500	0	19991213	248,218
		광암이엔씨(주)	경기도 화성시 마도면 슬향리 214-24	강복남, 이태수	031-356-8555	6,612	5	200톤/hr*2, 110톤/hr*2			미보유		0	37,200	30,000	19960810	372,446
		늘푸른산업(주)	경기도 화성시 비봉면 양노1리 782	주원기	031-356-8820	10,265	2	200톤/hr/1	200/톤/hr/1	200톤/hr/1	미보유	26~50mm	0	30,000	80,000	19950921	197,646
		삼원환경(주)	경기도 화성시 온석동 1-1	양승진	031-356-6700	10,916	1	죠크러샤	더블죠크러샤	콘크러샤	미보유	26~50mm, 51~75mm, 6~25mm	0	16,000	40,000	20000202	248,019
		삼흥산업개발(주)	경기도 화성시 송산면 구레골길 115 416-68	염태욱	031-357-8417	9,900	0			300톤/hr*3기, 200톤/hr*1기, 150톤/hr*1기	미보유	6~25mm	1	36,000	275,000	20020422	547,272
		인선이엔티㈜ 화성지점	경기도 화성시 신남안길187번길 18-46 (신남동)	이형근, 김대봉	031-355-8060	2,262	4	1차죠크러셔	2차더블크러셔	3차콘크러셔	미보유		10	25,000	4,000	20040901	372,150
		청한공영(주)	경기도 화성시 마도면 쌍송리 141-25	서종근	031-355-4122	15,598	5	300톤/시간*1,15톤/시간*1,150톤/시간*1			미보유		0	28,800	200,000	19940514	448,533
	양주시	(주)강북공영(운반처리)	경기도 양주시 광적면 효촌리 산50-2,654, 655-660-3,656-1,661	안동인	031-865-1633	9,864	1			중간처리시설	미보유		1	25,000	42,000	19950506	123,321
		(주)도요이디아이	경기도 양주시 백석읍 연곡로 28 (주)도요이디아이	김상회	031-879-0346	19,360	11	조크라샤 150마력 1기	조크라샤 125마력 1기	콘크라샤 125마력 1기	미보유	6~25mm	1	30,030	150,000	19950510	393,014

구분		업체명	소재지	대표자	전화번호	부지면적 (㎡)	자체수집 운반차량	파쇄시설			모래생산 시설보유 차량	순환골재 생산규격	1일 처리능력 (허가용량/실가동량)	허용 보관량	자본금규모 (만원)	허가일자	2013년 처리량(톤)
시도	시군구							1차	2차	3차이상							
경기	양주시	(주)세림이엔아이	경기도 양주시 은현면 용암로 143-33 .	염경식	031-861-4368	14,326	41	3200톤	3200톤	3200톤	미보유		1	32,000	260,000	19951214	390,694
		금강도시환경	경기도 양주시 은현면 봉암리 20번지	이상훈	031-866-2477	6,753	2				미보유	26~50mm, 5mm, 6~25mm	144	14,400	20,000	20010530	90,098
		대흥에코(주)	경기도 양주시 은현면 봉암리 417-16	박근호	031-864-8775	0	79	죠크러셔			미보유	26~50mm, 5mm, 6~25mm	0	40,000	68,000	19970808	650,615
		산양환경산업(주)	경기도 양주시 은현면 도하1리 224-2	장택무	031-861-2285	9,794	1	2호기(파쇄기)	1호기(파쇄기)		미보유	26~50mm, 5mm	0	36,000	80,000	19980205	75,107
		주식회사 동녘	경기도 양주시 광적면 덕도2리 770번지	신종훈	031-871-1028	7,928	2	50HP*1			미보유		0	2,850	0	20071011	107
		중앙아스콘(주).	경기도 양주시 은현면 선암리 83-1,2,4,6,8,10	임시환	031-861-2280	14,630	0	죠크라샤	콘크라샤	임택트그라샤	미보유		0	14,165	100,000	20120905	50,059
		태형기업(주)	경기도 양주시 남면 상수리 474-3	김재수	031-868-6660	14,229	4	죠크러셔,죠크러셔	임팩트크러셔,임팩트크러셔		미보유		0	21,165	30,000	20071001	7,197
	포천시	(유)도성개발	경기도 포천시 소흘읍 윗용상길 9-69 .	윤칠중	031-543-0667	18,067	27	메인조크러샤	더블조크러샤	콘크러샤	미보유		19	52,000	40,000	19950208	769,701
		(주)성일플라텍	경기도 포천시 내촌면 진목리 888-5	배영택	031-533-0050	16,830	0				미보유		0	40,173	500,000	20080123	
		영광아스콘(주)	경기도 포천시 동교동 558-33	강진원	031-544-4774	4,251	0	400톤/1일			미보유	6~25mm	11	4,225	50,000	20130924	369
	여주시	(주)장안산업개발	경기도 여주군 점동면 장안리 611-1 외 1필지	문병조	031-886-2138	13,410	6			200톤/hr*1	미보유	26~50mm, 6~25mm	0	19,500	0	20070305	22,169
		여주환경(주)	경기도 여주군 여주읍 삼교리 207-3,233	구서윤	031-884-8500	9,278	4	200톤*1대	150마력*1		미보유	26~50mm	1	18,000	0	20090922	91,655
		현대환경(주)	경기도 여주군 가남면 대신리 145-6	고광만	031-881-1300	15,203	9				미보유	6~25mm	0	18,900	150,000	20060629	123,822
	연천군	(주)건용환경개발	경기도 연천군 청산면 초대로 136 (주)건용환경개발	김영철	031-832-0576	17,486	9	죠크러셔	더블죠크러셔	콘크러셔,콘크러셔	미보유	26~50mm, 6~25mm	1	20,000	105,000	19980317	279,934
		(주)씨.에스	경기도 연천군 청산면 초성리 310-6	최상준	031-832-7100	29,000	11	-	-		미보유	26~50mm	25	20,000	210,000	19980413	110,112
		신잔토개발(주)	경기도 연천군 전곡읍 늘목리 61-8번지	구경신	031-832-0011	13,410	6	죠크라샤	더블죠크라샤		미보유		0	28,000	0	19970601	103,899
		중동환경(주)	경기도 연천군 군남면 남계리 123-16 중동환경(주)	이병득	031-832-6405	15,822	3	더블죠크라샤	더블죠크라샤	파쇄기	미보유		1	20,000	0	19970315	52,335
		호람산업개발(주)	경기도 연천군 전곡읍 간파리 334번지	이기호	031-832-8288	27,215	23	메인죠	더블죠	콘크라샤,큰크라샤,박리크라샤	미보유		1	20,000	70,000	19971020	146,301
	가평군	(주)가남환경	경기도 가평군 가평읍 상색리 348-1번지	김은희	031-581-3813	9,829	10	200ton/hr,75ton/hr*2,9m*3m			미보유	26~50mm, 51~75mm, 5mm	0	29,000	71,000	19960612	76,973
	양평군	(주)오성개발(양평)	경기도 양평군 지평면 무왕리 377	오기환	031-774-3284	4,133	5	1차100톤/hr, 2차75/hr			미보유	26~50mm, 51~75mm, 5mm, 6~25mm	14	10,902	0	20000201	81,259
		주식회사금왕산업개발	경기도 양평군 지평면 무왕리 337-2	신현기	031-774-1335	700	0	-			미보유	5mm, 6~25mm	20	16,100	135,000	20000101	119,293
강원	소계	50 업체				807,658	293						368	665,484	2,641,225		3,449,054
	춘천시	(주)강토개발	강원도 춘천시 신동면 혈동리 608	김삼선	033-261-1234	11,923	3	60톤/h*1대	30톤/h*2대		미보유		0	19,900	30,000	20080808	307,857
		(주)녹색산업	강원도 춘천시 동산면 조양4리 816번지	이호문	033)262-9380	11,489	6	200톤/시	100톤/시	150톤/시	미보유	6~25mm	0	12,000	25,000	20060104	77
		(합)강원산업	강원도 춘천시 신동면 혈동리 48	조호연	033-253-9364	10,153	11	조크라샤,목재재활용시설	조크라샤		미보유		0	14,400	30,000	20000203	38,172
		덕호산업(주)	강원도 춘천시 남산면 수동1리 240	김병수	033-262-7780	11,648	6	1	1	1	미보유	26~50mm	0	16,000	90,000	20070620	73,569

구분		업체명	소재지	대표자	전화번호	부지면적 (㎡)	자체수집 운반차량	파쇄시설			모래생산 시설보유 차량	순환골재 생산규격	1일 처리능력 (허가용량/실가동량)	허용 보관량	자본금규모 (만원)	허가일자	2013년 처리량(톤)
시도	시군구							1차	2차	3차이상							
강원	춘천시	삼호건설(주)아스콘춘천지점	강원도 춘천시 신동면 혈동리 65-1번지	이규찬	033-262-0454	37,986	2	크라샤	크라샤		미보유		14	7,098	200,000	20111228	2,067
		화성개발	강원도 춘천시 남산면 한치로 432 (수동리 226-5)	김창성	033-261-9361	8,196	7	죠크라샤	더블죠크라샤	콘크라샤,롤크라샤	미보유		10	12,000	70,000	20000331	168,367
	원주시	(자)금강개발	강원도 원주시 지정면 보통리 151-1	손치배	747-2680	22,748	12	600톤/hr (3대)			미보유	26~50mm	0	12,316	110,000	20030306	240,423
		(자)대선환경	강원도 원주시 지정면 보통안길 59 대선환경	허원석	033-744-7444	10,578	14	250톤/시간			미보유	26~50mm	0	12,000	50,000	20030404	115,018
		(주)대한환경산업	강원도 원주시 호저면 작골길 22	임학동	033-731-8846	11,643	18		더블조크라샤	200톤/h/2대, 75톤/h*1대, 콘크라샤	미보유	26~50mm, 5mm	0	19,950	70,000	20000201	157,758
		(주)반석산업	강원도 원주시 흥업면 사제로299-17	임종빈	033-766-0809	7,621	6	200톤/시간*2식			미보유	26~50mm, 5mm, 6~25mm	0	8,260	70,000	20101124	57,453
		(주)원주엔지니어링	강원도 원주시 우두산길 77 77	최상섭	033-748-1600	757	2	75HP*1(100T/h) 2대	50톤/회*1식		미보유	6~25mm	0	4,919	0	20100323	1,642
		(주)진우산업	강원도 원주시 소초면 치악로 2910-16 .	안경욱	033-732-0375	12,100	6	1식			미보유	26~50mm	0	12,000	70,000	20060119	388,020
		(합)우창환경산업	강원도 원주시 지정면 보통리 152	이명숙	033-747-2565	3,890	8	죠크라샤	더블죠크라샤	크라팩트,콘크라샤	미보유		0	12,000	65,000	20041214	50,461
		(합)치악환경산업	강원도 원주시 지정면 가곡리 산29	이영주	732-8816	5,860	7			100hp*1대, 75hp*2대, 50hp*1대	미보유		124	12,432	40,000	20020402	18
	강릉시	(주)강릉산업-건설중간	강원도 강릉시 사천면 산대월리 544-3	서동진	641-1100	38,772	12	200톤/hr	150톤/hr	100톤/hr	미보유		1	19,961	0	20040226	90,440
		(주)기성환경	강원도 강릉시 대전동 745	김재숙	033-655-6969	23,982	4	조크라샤 125HP	임펙트크라샤 300HP		미보유	26~50mm	13	20,012	70,000	20080829	171,385
		(주)삼성산업	강원도 강릉시 강동면 오이골말길 91 일원	박정윤	033-644-3636	48,483	5	200t/h 200hp,150t/h 180hp	100t/h 125hp	200t/h 200hp,300t/h 400hp,185t/h 200hp	미보유		2	28,226	123,827	19990127	77,698
		우리이엔티(주)	강원도 강릉시 강동면 산성우리 293번지	정시영	033-6448689	8,421	4	200ton/hr×1대	100ton/hr×2대	130ton/hr×1대	미보유	26~50mm, 6~25mm	1	16,003	42,000	20020723	66,949
	동해시	(주)대경환경산업	강원도 동해시 지흥동 258번지	이현주	033-532-4252	15,569	4		600TON*1		미보유	26~50mm	1	15,744	62,000	20090731	24,025
		(주)상보산업	강원도 동해시 지흥동 268번지	임현진	033-532-5353	10,689	0			1,600톤/일×1대	미보유	26~50mm, 5mm	3	32,550	110,000	19960622	86,395
	태백시	(주)강원환경	강원도 태백시 된각길 6-20 (적각동)	이장섭	033-554-4500	9,992	0	150톤/hr*1대, 75톤/hr*1대, 200톤/hr*1대			미보유	26~50mm	1	13,160	50,000	19980209	68,381
	삼척시	(주)덕성환경	강원도 삼척시 도계읍 도계리 도상로 194	정남교	033-541-2265	9,847	4	1600톤/일(폐콘크리트)		24톤/일(폐목재)	미보유	26~50mm	0	19,560	30,000	20011126	69,124
		건백산업(주)	강원도 삼척시 우지동 62-1번지	박용삼	033-575-0981	5,229	7	220톤/시간			미보유	26~50mm, 5mm, 6~25mm	1	30,000	20,000	20000420	123,363
	홍천군	(주)상지개발	강원도 홍천군 홍천읍 삼마치리 79	임운상	033-435-5094	1,200	3	파쇄기			미보유		11	9,000	20,000	20040106	54,588
		(합)강원환경	강원도 홍천군 홍천읍 미루나무길 58 강원환경	원우성	033-435-6625	3,487	3	파쇄기	임팩트그라셔		미보유	26~50mm, 51~75mm, 6~25mm	10	7,200	20,000	20030725	76,367
		(합)홍천환경산업	강원도 홍천군 홍천읍 장전평리 174-7	김급주	033-435-6601	8,460	5	150마력×2대,75마력×1대	150	임팩트크라셔	미보유	26~50mm, 51~75mm, 6~25mm	11	13,000	70,000	20020417	92,327
		상지환경산업(주)	강원도 홍천군 홍천읍 옥류동길 123-6	지영희	033-435-9953	9,884	4	100톤/시간*1대	95kg/시간		미보유	5mm	11	9,000	60,000	20061129	68,800
		효신레미콘주식회사	강원도 홍천군 홍천읍 삼마치리 67번지	정재하	033-436-8811	20,633	0	임팩트크라샤			미보유		2	4,036	170,000	20110627	
	영월군	성원환경(합)	강원도 영월군 북면 마차리 808-5번지	김명자	372-1005	9,349	5				미보유		0	8,000	40,000	20070613	56
		행운기업주식회사 (건설중간)	강원도 영월군 영월읍 봉래산로 169 일원	박경선	033-375-8855	6,875	19		1차파쇄,2차파쇄	3차파쇄	미보유		0	11,984	0	20061124	49

구분		업체명	소재지	대표자	전화번호	부지면적 (㎡)	자체수집 운반차량	파쇄시설			모래생산 시설보유 차량	순환골재 생산규격	1일 처리능력 (허가용량/실가동량)	허용 보관량	자본금규모 (만원)	허가일자	2013년 처리량(톤)
시도	시군구							1차	2차	3차이상							
강원	평창군	(주)이화산업	강원도 평창군 용평면 이목정2리 497번지	이경진	033-332-4455	9,759	18	죠크러셔	콘크러셔		미보유	26~50mm, 5mm	0	6,156	50,000	20040223	61,114
		(주)진성산업개발	강원도 평창군 평창읍 주진리 52-2	마강일	033-332-8272	3,478	4	-	-		미보유		1	6,608	20,000	20120724	27,065
		대관령산업(주)	강원도 평창군 도암면 횡계7리 584-25	조명길	033-335-1338	9,600	9	1차파쇄기	2차시설		미보유	26~50mm, 5mm	0	8,880	60,000	20070802	38,278
		행운환경(합)	강원도 평창군 평창읍 서동로 3038-12 -	손기준	033-333-0920	16,140	5	죠크라샤	죠크라샤		미보유	26~50mm	0	12,000	50,000	20060616	54
	정선군	(주)미래환경	강원도 정선군 사북읍 피내길 22	오 현 주	033-592-1101	14,268	3	더블죠크라샤			미보유	5mm	0	10,000	45,000	20010501	32,039
		(주)정선산업	강원도 정선군 남면 쇄재옛길 353	김기현	033-563-4440	204,506	6	150ton/hr	75ton/hr	215ton/hr	미보유	6~25mm	22	15,000	50,000	20011023	56,270
	철원군	동송산업(주)	강원도 철원군 갈말읍 토성리 229	김용봉	033-458-5713,4	23,141	7	죠크락샤	더블죠크락샤	콘크락샤	미보유	26~50mm	0	20,000	90,000	19980822	49,418
	화천군	(합)대현산업	강원도 화천군 하남면 원천리 1149	전진희	033-441-8846	5,191	8	죠크러셔	더블죠크러셔	콘크러셔	미보유	26~50mm	1	12,280	70,000	20051121	63,247
	양구군	(주)신잔토에코	강원도 양구군 남면 구암리 78-49	이후만	033-482-1673	7,470	0	죠크라샤			미보유		0	18,249	0	20050630	6,007
		그린개발(주)	강원도 양구군 남면 춘양밤골길 186 ㅇ	김종래	033-482-9777	9,900	2	죠크라샤,죠크라샤	더블죠크라샤,더블죠크라샤		미보유		11	9,000	5,000	20090312	71,071
		대암환경(주)	강원도 양구군 동면 임당리 25	이한수	033-482-8259	4,588	13		150톤/hr,150톤/hr		미보유		15	12,340	0	20090911	127,967
	인제군	진흥환경(주)	강원도 인제군 북면 원통로 142	김기택	033-462-9944	9,950	4	1식			미보유	26~50mm	0	13,483	30,000	20040906	33,840
		태양건설(주) 처리	강원도 인제군 북면 월학리 산84	전윤재	033-462-0489	3,500	6	죠크러샤	콘크러샤	콘크러샤	미보유	26~50mm	0	15,238	75,398	20010615	47,903
	고성군	(주)금강아스콘	강원도 고성군 토성면 성천리 307-3	심규섭	033-635-4326	7,640	0				미보유		10	4,045	5,000	20091012	
		(주)우주환경산업	강원도 고성군 토성면 아야진리 589-1	엄강원 외 1인	033-631-4600	26,474	4	75톤/시간	75톤/시간	75톤/시간	미보유		10	6,000	50,000	20070711	40,892
		미성환경(합자)	강원도 고성군 간성읍 금수리 305-1	남성연	033-681-6818	2,114	5	죠크라샤	더블죠크라샤	콘크라샤	미보유	6~25mm	1	15,494	70,000	20070503	59
	양양군	(주)양지산업	강원도 양양군 현남면 지경리 산28-5	김두기	033-671-1592	14,949	4	조크라샤	조크라샤		미보유	26~50mm, 5mm, 6~25mm	0	16,000	73,000	20021129	44,312
		설악환경산업(주)	강원도 양양군 강현면 장산리 520번지	이영복	033)671-9800	16,702	4				미보유		80	8,000	20,000	19990612	29,819
		양양산업(주)	강원도 양양군 손양면 와리 10-1	이우영	033-672-2231	10,941	4	파쇄기			미보유	51~75mm, 5mm	0	8,000	0	19990202	21
		초원환경산업(주)	강원도 양양군 현남면 남애리 275	정연석	671-4377	9,883	0	200톤/hr ×1기, 75톤/hr ×2기			미보유		0	16,000	70,000	20080101	48,831
충북	소계	25 업체				402,347	410						72	487,149	1,250,600		4,551,317
	청주시	한세이프(주)	충청북도 청주시 흥덕구 송정동 70-61	박종옥	043-271-7420	3,600	14				미보유		1	2,808	160,000	20080828	8,649
	충주시	노은환경개발(주)	충청북도 충주시 노은면 안락리 685-2	이재욱	043-853-8615	15,243	6	크러샤			미보유	26~50mm	0	21,456	50,000	20060623	131,107
		탄용환경개발(주)	충청북도 충주시 대소원면 창현로 911 (탄용환경)	신동협	043-856-0050	19,351	16	조크라샤	조크라샤	조크라샤	미보유	26~50mm, 5mm	40	32,040	50,000	20071224	369,724
		홍진환경(주)	충청북도 충주시 가금면 용전리 527	임홍락	043-854-7722	19,518	68	1식	1식		미보유	26~50mm, 5mm, 6~25mm	0	31,800	25,000	20080724	438,152
	제천시	대진환경산업(주)	충청북도 제천시 송학면 도화리 275-33	장인자	043-647-5555	11,743	18	200Hp x 1	100Hp x 2	200Hp x 1	미보유	6~25mm	2	17,229	51,000	20080317	249,694

구분		업체명	소재지	대표자	전화번호	부지면적 (㎡)	자체수집 운반차량	파쇄시설			모래생산 시설보유 차량	순환골재 생산규격	1일 처리능력 (허가용량/실가동량)	허용 보관량	자본금규모 (만원)	허가일자	2013년 처리량(톤)
시도	시군구							1차	2차	3차이상							
충북	제천시	수미환경산업(주)	충청북도 제천시 봉양읍 연박리 302번지	이상수	043-647-4100	20,828	7			300HP x 1, 400HP x 1	미보유	26~50mm	20	16,000	0	20040908	87,192
	청원군	(주)주성에코	충청북도 청원군 가덕면 행정리 10번지	김태진	043-297-3066	2,995	6	75Kw x 1대, 90Kw x 1대	70Hp x 1대		미보유	26~50mm	1	8,000	7,000	20100514	75,207
		(주)중부환경	충청북도 청원군 옥산면 환희2길 100-16 .	김기하	043-260-2202	12,629	23	150톤/Hr			미보유	26~50mm, 5mm, 6~25mm	0	19,200	20,000	20081121	207,887
		(주)한국그린피스	충청북도 청원군 강외면 쌍청리 628	김천규	043-238-3380	33,921	45		200톤/Hr		미보유	26~50mm	0	48,000	71,000	20090406	450,191
		대성개발(주)	충청북도 청원군 옥산면 환희리 산51번지외 2필지	이윤희	043-260-1840	8,012	12	125/Hp	75/Hp x 2	125/Hp	미보유	26~50mm	1	12,000	5,000	20070907	90,478
		동림개발(주)	충청북도 청원군 오창면 성산리 426-7외 2필지	김진석	043-211-7775	19,288	13	분쇄기(200hp/1100hp/2)	분쇄기(200hp/1)		미보유	26~50mm	0	17,433	0	20011029	148,532
		두제산업개발(주)	충청북도 청원군 남이면 사동리 100	이배식	043-269-3885	15,727	54	분쇄시설	분쇄시설	분쇄시설	미보유	26~50mm	0	24,000	60,000	20081027	633,998
		우진환경개발(주)	충청북도 청원군 북이면 금암리 434-1	이강우	211-1837(내선1114)	46,675	0	125Hp/2	100Hp/2	300Hp/1,100Hp/1	미보유	26~50mm	1	60,000	107,000	20071011	310,524
		진주산업(주)청원사업소	충청북도 청원군 가덕면 행정리 13-1	남상부	043-292-2960	4,247	10	200HP/1, 100HP/2, 175HP/1			미보유	26~50mm	1	8,000	100,000	20080613	129,381
	영동군	대동개발(주)	충청북도 영동군 매곡면 어촌리 7번지	양정원	043-743-1001	26,268	5	200톤/시간 x 2대, 50톤/시간 x 1			미보유		0	16,684	20,000	20081114	80,000
	진천군	(주)범진	충청북도 진천군 진천읍 사석리 66-7번지	김세욱, 한구현	043-532-8022	21,297	15				미보유		0	21,760	15,000	20061004	112,688
		(주)청담산업개발	충청북도 진천군 문백면 계산리 123-5	이대준	070-4365-8800	13,200	4	죠	더블죠	콘,자력	미보유		1	16,113	30,000	20110511	53,858
		동아환경개발(주)	충청북도 진천군 이월면 삼용리 34-7	박준수	043-537-8063	0	18	175HP x 1	75HP x 1	200HP x 1	미보유	6~25mm	0	0	80,000	20060714	106,270
	괴산군	(주)건흥환경	충청북도 괴산군 괴산읍 검승리 102-3	김태익	043-832-7868	35,944	6	200톤/hr*2기			미보유	26~50mm, 6~25mm	0	17,600	40,000	20031114	208,011
		(주)청주아스콘	충청북도 괴산군 청천면 청천리 195-6	이종득	043-832-3600	14,753	2	150kg/hr x 1	150HP x 1, 100HP x 1		미보유	26~50mm, 5mm, 6~25mm	1	13,120	50,000	20000115	91,789
	음성군	그린피쉬	충청북도 음성군 생극면 일생로 592 592	이 창희	043-877-9077	22,100	8	150마력 x1	100마력 x 2		미보유	26~50mm, 6~25mm	0	12,000	65,000	20061102	206,559
		정도개발(주)	충청북도 음성군 감곡면 오향리 183-5	이광준	043-883-6922	7,822	9	150HP,1식	175HP		미보유		1	8,000	50,000	20100510	48,867
		정화환경산업(주)	충청북도 음성군 원남면 하노리 272-1 (상경로 324-21)	이병홍, 이병균	043-872-4774	8,230	30	200HP	75HP	175HP,400HP	미보유		0	18,400	120,000	20120330	226,784
	단양군	나라환경(주)	충청북도 단양군 매포읍 영천리 15-1번지	이성준	043-421-7117	9,157	3	200hp 1대	125hp 2대	200hp 1대	미보유	6~25mm	1	19,490	30,000	20080729	38,248
		대교환경산업	충청북도 단양군 가곡면 여천리 850번지외	이석문 외1	043-421-5335	9,799	18	습식150hp x 1	습식100hp x 2		미보유	26~50mm, 6~25mm	1	26,016	44,600	20071016	47,529
충남	소계	34 업체				643,965	399						105	768,565	6,527,160		6,397,734
	천안시	(주)그린환경	충청남도 천안시 동남구 광덕면 행정리 197-2	임국빈	041-565-5556	32,686	7			골재파쇄기80톤분쇄기150톤 소각시설150킬로그램	미보유	26~50mm	1	36,878	125,000	19991203	142,775
		(주)세창이엔텍	충청남도 천안시 동남구 광덕면 차령고개로 682-11 (주)세창이엔텍	문광호, 문광석	041-523-0677	17,635	0		200톤/시,150톤/시		미보유	5mm, 6~25mm	2	33,600	250,000	20020905	220,652
		(주)영흥산업환경	충청남도 천안시 동남구 목천읍 소사리 187-4	대표이사	041-554-7811	10,041	0	300톤/hr,160톤/hr			미보유	26~50mm, 5mm, 6~25mm	0	24,000	200,000	19980527	626,361
		(주)제원환경	충청남도 천안시 동남구 광덕면 차령고개로 645-9 645-9	신장섭	041-567-6699	9,975	2	조크라샤	콘크라샤	콘크라샤,콘크라샤	미보유	26~50mm	0	2,400	230,000	20060913	28,425
		(주)천안환경	충청남도 천안시 동남구 수신면 해정리 173	장명식	041-552-4462	9,608	0	죠크라샤	임팩트크라샤		미보유	26~50mm, 5mm, 6~25mm	1	30,000	80,000	19950913	62,594

구분		업체명	소재지	대표자	전화번호	부지면적 (㎡)	자체수집 운반차량	파쇄시설			모래생산 시설보유 차량	순환골재 생산규격	1일 처리능력 (허가용량/실가동량)	허용 보관량	자본금규모 (만원)	허가일자	2013년 처리량(톤)
시도	시군구							1차	2차	3차이상							
충남	천안시	뉴클린환경산업(주)	충청남도 천안시 서북구 직산읍 군동리 301	한상복, 신승범	041-582-6113	7,997	7	6845㎡			미보유		0	16,304	100,000	19980622	93,905
		도솔환경산업(주)	충청남도 천안시 서북구 직산읍 자은가리 82-2	임갑순	041-584-7007	8,681	13	조크러셔	임팩트크러셔		미보유		1	15,600	1,111,160	19960529	85,420
		현대하이테크(주)	충청남도 천안시 서북구 성거읍 정촌리 231-1	이만희	041-522-0879	0	0			200t/시간	미보유	26~50mm	0	26,000	0	20070530	62,974
	공주시	(주)현일산업개발공사	충청남도 공주시 유구읍 유구리 26-8	박영균	041-841-5300	16,440	13				미보유		0	8,182	99,500	20110408	46,720
		대길환경산업(주)	충청남도 공주시 이인면 백제큰길 1096 -	조정기	041-856-3001	164,498	56	200톤/hr,300톤/hr	300톤/hr,200톤/hr	250톤/hr,300톤/hr,300톤/hr, 150톤/hr,150톤/hr	미보유	26~50mm, 5mm	10	81,000	101,500	20080630	788,796
		신화환경개발(주)	충청남도 공주시 탄천면 만마름길 290 (덕지리 557-11)	남기홍	041-853-6969	17,147	3	습식	습식	습식	미보유		15	23,469	55,000	20030404	240,999
	보령시	(주)보령환경산업	충청남도 보령시 남포면 양항리 836-22	박홍전	041-931-3541	6,354	186			-	미보유	26~50mm, 5mm, 6~25mm	1	16,000	106,600	20081117	754,236
		삼원환경산업(주)	충청남도 보령시 남포면 양항리 706	남궁훈	041-931-1425	26,682	2	150톤/hx1식	150x톤/h	30	미보유	26~50mm, 5mm, 6~25mm	25	30,000	100,000	19970423	159,120
	아산시	(주)우리개발	충청남도 아산시 신창면 궁화리 166-19	김정욱	041-544-0552	18,795	11	250톤/시간			미보유	26~50mm, 5mm	0	25,530	250,000	20060227	230,179
		은성환경(주)	충청남도 아산시 염치읍 서원리 11-2	안재문	041-541-9630	16,780	10			200톤/hr	미보유	26~50mm, 5mm, 6~25mm	0	19,200	60,000	20060620	203,171
	서산시	(주)서광하이테크	충청남도 서산시 대산읍 죽엽로 388 (대죽리)	모종면	041-663-7052	12,991	4				미보유		1	798	225,000	19990428	7,039
		대명종합환경산업(주)	충청남도 서산시 음암면 신장리 165-7	김병길	041-664-7456	8,773	11	30HP*1식,950㎡ (19mW*5mL*10mH			미보유	26~50mm, 5mm, 6~25mm	0	11,880	62,000	20021022	212,770
		우선산업(주)	충청남도 서산시 해미면 산수리 산4-6	김범진	041-688-6388	19,001	0	1,600톤/일			미보유		0	16,000	50,000	20021121	118,435
		청록환경산업(주)	충청남도 서산시 장동 72-5	심선종	041-668-4743	13,301	2	죠크러셔	더블죠크러셔	콘크러셔	미보유	26~50mm, 6~25mm	1	27,200	55,000	20111117	20,228
	논산시	(주)동양알디	충청남도 논산시 벌곡면 신양리 464-2	박동호	041-732-5341	27,584	4	300t/h 1식	150t/h 2식	200t/h 1식	미보유	26~50mm, 6~25mm	2	28,800	0	20050719	295
		놀뫼환경(주)	충청남도 논산시 벌곡면 한삼천리 334-2	서주원	041-733-3939	8,324	2	200톤/h			미보유	26~50mm, 5mm, 6~25mm	10	19,200	101,000	19970128	219,423
		대형환경(주)(논산)	충청남도 논산시 벌곡면 조령리 52,55	강희권	041-732-0620	14,991	0	크랏샤	크랏샤	크랏샤,크랏샤	미보유	5mm, 6~25mm	2	16,088	70,000	19980417	196,676
	당진시	동양산업개발(주)	충청남도 당진군 송산면 무수리 10-1	최어영	041-354-2255	17,136	5	150HP(규격:250mm이하, 100mm이하 파쇄), 150HP(규격:100mm 이하 파쇄)	150HP (규격:80mm~30mm파쇄)	213HP (규격:40mm~20mm 파쇄)	미보유	26~50mm	10	28,160	70,000	20061206	84,823
		동화산업(주)	충청남도 당진군 합덕읍 석우리 71-15	김혜숙	041-363-1270	0	3				미보유		13	7,510	15,000	20130207	12,359
	금산군	금산공영(합)	충청남도 금산군 복수면 곡남리 6-1	유병택	041-753-6981	8,436	4	300톤/hr(300HP)	300톤/hr(300HP)	250톤/hr(250HP),150 톤/hr(150HP)	미보유		0	27,000	2,449,000	20120209	30,690
		금산환경재생산업(주)	충청남도 금산군 복수면 곡남리 10,10-1	조순연	041-753-3118	4,578	4	100톤/hr(100HP) × 1(습식), 50톤/hr(75HP) × 2(습식), 100톤/hr(150HP) × 1(습식),	50톤/hr(75HP)	100톤/hr(150HP)	미보유		0	24,000	30,000	20110210	79,655
		인선기업(주)	충청남도 금산군 복수면 수영리 557-1	곽명헌	041-754-7120	4,750	16	4840	6013	1680,크라팩터,BS9100	보유	26~50mm, 5mm	0	38,000	180,000	19970501	312,838
	부여군	세명기업사	충청남도 부여군 장암면 장하리 708	김재선	041-836-0452	34,110	2	파쇄분쇄시설			미보유	26~50mm	0	508	22,400	20060630	5
	청양군	(주)보민환경	충청남도 청양군 비봉면 강정리 112-9	장기현	041-943-7436,7	9,926	5	죠크락사			미보유	6~25mm	0	21,690	91,000	20010305	96,459
	홍성군	대길산업(주)	충청남도 홍성군 은하면 천광로 856-29	제영태	041-642-0101	66,752	0	죠 크라셔,죠 크라셔	더블 죠크라셔,콘 크라셔	콘크라셔,수직형스윙햄머크라셔, 수직형스윙햄머크라셔, 수직형스윙햄머크라셔	미보유	26~50mm, 51~75mm, 5mm	0	45,000	0	20000816	944,695
		명진환경산업(주)	충청남도 홍성군 서부면 홍남서로 330 판교리 639-2	박준용	041-642-7766	10,659	8	더블죠크라샤	롤크라샤	원통스크린,죠크라샤, 진동스크린,콘크라샤	미보유		0	23,000	42,000	19970620	214,298

구분		업체명	소재지	대표자	전화번호	부지면적 (㎡)	자체수집 운반차량	파쇄시설			모래생산 시설보유 차량	순환골재 생산규격	1일 처리능력 (허가용량/실가동량)	허용 보관량	자본금규모 (만원)	허가일자	2013년 처리량(톤)
시도	시군구							1차	2차	3차이상							
충남	예산군	(주)대영환경	충청남도 예산군 신암면 탄중리 148-2	강창규	041-332-4774	3,822	5	200톤/시간			미보유	26~50mm	10	16,000	95,000	20060222	90
		도청이전주민생계조합 에일환경(주)	충청남도 예산군 대흥면 형제고개로 696-26 .	장영석	041-334-0406	8,480	8	150톤/hr	150t/hr		미보유		1	12,000	41,000	20000225	49,087
		무한건설환경(주)	충청남도 예산군 예산읍 산성리 275-1	심상학	041-331-3332	7,032	6	(200톤/시간)1식	(200톤/시간)1식		미보유		0	17,568	60,000	19990210	51,542
전북	소계	48 업체				560,621	244						316	927,973	5,117,250		3,610,410
	전주시	(유)개암이엔티	전라북도 전주시 덕진구 여의동 530-2	박인규	063-211-3322 진선희	18,194	7	조크러셔			미보유	5mm, 6~25mm	0	50,000	191,500	19961218	155,819
		(유)고양산업	전라북도 전주시 덕진구 감수길 10-42 180-11	오명은	063-212-8300	9,904	0	임팩트크라샤			미보유		0	4,073	30,000	20130913	
		(유)천변토건환경	전라북도 전주시 덕진구 여의동 533-3	배진덕	063-212-8006	5,197	7				미보유	26~50mm, 5mm	0	48,047	91,000	19961126	111,045
		(주)한결이엔티	전라북도 전주시 덕진구 여의동 530-60	박종선	063-213-3322	14,660	1	죠크러셔			미보유	5mm	0	45,107	0	20060831	45,269
		케이씨에코에너지(주)	전라북도 전주시 덕진구 서귀로 211-6 (여의동)	이재영	063-212-5261	12,970	5	죠크라샤	더블죠크라샤	콘크라샤	미보유	5mm	0	24,000	0	20070618	61,787
	군산시	(유)대한환경(군산)	전라북도 군산시 옥서북길 276-27(내초동)	유희권	063-451-7111	9,310	15	조크라셔	조크라셔	콘크라셔	미보유	26~50mm	0	16,000	0	20080324	110,780
		(유)씨엔지알텍	전라북도 군산시 구암동 271-2	양민섭	063-464-8375	23,312	8	1차: 200톤/hrx1식(130HP)	2차: 175톤/hrx1식(300HP)	3차: 80톤/hrx1식(100HP)	미보유	26~50mm, 6~25mm	1	16,000	55,000	20080919	44,299
		(주)남성환경	전라북도 군산시 성산면 산남길 141 .	이충기	063-453-8866	47,188	7	1200 톤/일(100mm)*1식	1200 톤/일(8mm~40mm)*1식		미보유	26~50mm, 5mm	3	27	82,000	20080123	112,469
		(주)서원건설산업	전라북도 군산시 내초도동 193-2	심재왕	063-467-8370 장명숙	11,990	4	죠크러셔	더블죠크러셔		미보유	26~50mm, 6~25mm	1	27,687	80,000	20060825	134,582
		(주)우주환경	전라북도 군산시 내초동 218-1	박승일	063-465-5150김수정	6,099	2	죠크라샤	더블죠크라샤	콘크라샤	미보유	26~50mm, 5mm	0	18,000	90,000	20071205	137,725
		뉴이지텍	전라북도 군산시 내초동 160-9	심선종	063-463-9902	8,829	5	100HP	100HP		미보유	26~50mm, 6~25mm	1	8,000	8,000	20101201	32,876
		케이씨환경건설(주)	전라북도 군산시 조촌동 860-5	채수백	063-452-9202	9,997	0	조크라샤2,432톤/일,1840톤/일*2식, 콘크라샤1720톤/일, 샌드크라샤960톤/일			미보유	26~50mm, 6~25mm	0	24,320	80,000	19971024	41,290
	익산시	(유)다일환경산업	전라북도 익산시 왕궁면 온수리 340	조재빈	063-291-7444	6,635	3			13mm이하 1식, 13mm이하, 14-50mm, 51-50mm 1식	미보유		1	19,200	130,000	20030429	146,018
		(유)동남아스콘	전라북도 익산시 낭산면 석천리 505번지	김환문	063-861-5341	8,504	4	Jaw crusher,Jaw crusher			미보유		0	8,183	30,000	20120330	7,822
		(유)진영환경	전라북도 익산시 춘포면 신동리 202-1	고석원	063-834-8272	1,301	21	크락샤			미보유	26~50mm, 5mm	1	19,936	0	20020130	160,540
		(유)해동환경	전라북도 익산시 낭산면 낭산리 553-3	김희수	063-861-9600	7,531	7	250hp*1	200hp*1	100hp*2	미보유	26~50mm	1	19,920	40,000	20000403	130,281
		(주)덕산	전라북도 익산시 함열읍 미륵사지로 1156 -	전병곤	063-862-2114	6,200	2	임팩트크라샤			미보유		0	8,450	0	20090313	22
		(주)류한환경	전라북도 익산시 낭산면 용기리 1374-10	유영식	063-862-1381	8,500	6	죠크라샤	죠크라샤		미보유		1	20,000	40,000	20041217	61,582
		(주)에코건설산업	전라북도 익산시 낭산면 용기리 1285-1	김주현	063-861-2225	8,066	4	150Hp	100Hp	150Hp	미보유	26~50mm	0	17,200	120,000	20090406	63,474
		(주)온다라 익산지점	전라북도 익산시 낭산면 용기리 60번지외 9필지	노창호	063-861-5571	8,200	6	150Hp*1기	75Hp*1기	175Hp*1기	미보유	26~50mm, 5mm	0	11,200	30,000	20091228	61,921
		(주)일진도시환경	전라북도 익산시 낭산면 낭산리 99-2	공진권	063-856-1111	11,179	10	죠크라샤	죠크라샤	콘크라샤	미보유	26~50mm	1	28,824	50,000	19990312	145,341
		우리환경(유)	전라북도 익산시 낭산면 용기리 60-2	유기정	황도선	39,010	4	150마력	75마력*2	175마력	미보유		2	11,200	0	20090320	15,904

구분		업체명	소재지	대표자	전화번호	부지면적 (㎡)	자체수집 운반차량	파쇄시설			모래생산 시설보유 차량	순환골재 생산규격	1일 처리능력 (허가용량/실가동량)	허용 보관량	자본금규모 (만원)	허가일자	2013년 처리량(톤)
시도	시군구							1차	2차	3차이상							
전북	정읍시	(유)숲으로	전라북도 정읍시 신태인읍 연정길 25 (현진샷슈공사)	윤현영	063-571-6705	2,522	4	-	-	-	미보유	26~50mm, 6~25mm	0	16,000	42,000	20070824	28,950
		(유)현영	전라북도 정읍시 감곡면 오주리 58-10	윤병원	063-571-2215	26,706	0	-	-	-,-,-	미보유	26~50mm, 6~25mm	0	24,000	42,000	19970926	111,878
		(주)그린환경(정읍)	전라북도 정읍시 덕천면 달천리 817-5	강수형	063-536-5541	9,948	1	죠크러셔	더블죠크러셔	콘크러셔,박리기	미보유	26~50mm	0	28,776	50,000	20031208	62,304
		(주)신성이엔티	전라북도 정읍시 소성면 등계리 202-3	강신성	063-538-6041	28,358	7				미보유	26~50mm	0	16,560	75,000	20051020	
		(주)정원산업개발	전라북도 정읍시 소성면 등계리 202-3	강신성	063-537-0492	9,452	3				미보유	26~50mm	0	20,000	40,000	20071207	33,623
	남원시	(유)그린환경건설-사업장	전라북도 남원시 사매면 춘향로 803 (월평리 28-7)	정봉수	063-634-8600	9,065	12	죠크러셔	더블죠크러셔	콘크러셔	미보유	26~50mm	0	37,333	120,000	19980721	176,035
		금강환경건설(유)	전라북도 남원시 광치동 217-1	소 문 호	063-626-8901	12,466	4	200,75,50HP			미보유	26~50mm	0	11,682	50,000	20030224	47,750
	김제시	(유)고려환경개발	전라북도 김제시 백구면 석담3길 225-42 .	김기백	063-542-8094	7,792	4	죠크라샤	임팩트크라샤		미보유	26~50mm, 6~25mm	0	16,379	75,000	20010127	58,370
		(유)전주환경	전라북도 김제시 봉남면 대송리 157	박몽선	063-543-2007	10,260	6		1차:200HP*1 2차100HP*2, 콘크라샤95KW*1		미보유	5mm, 6~25mm	0	16,416	60,000	20060623	143,119
		(주)글로벌환경	전라북도 김제시 용지면 예촌리 207-7	김상수	063-545-0818	2,046	7			100마력 3기, 75마력 1기	미보유	26~50mm	1	24,000	900,000	20060120	106,758
		(주)모악환경산업-본사	전라북도 김제시 연정동 487-1	이준호	063-545-6220	12,274	7	쪼크라샤			미보유		3	22,400	91,000	19970414	78,230
		(주)온다라 김제지점	전라북도 김제시 백산면 부거리 5-1	한의성	063-545-4000	9,999	3				미보유	26~50mm, 5mm	2	8,656	50,000	20080903	11,349
		그린이엔티(주)	전라북도 김제시 용지면 신정리 580-1	안성국, 최향임	박부성	9,498	9	1차 200HP	200HP	200HP,200HP,450HP	미보유	5mm, 6~25mm	13	31,200	105,000	19971223	271,565
		인선이엔티(주)전주	전라북도 김제시 금구면 용지리 63-1	김대봉, 이형근	063-547-7707	3,604	8			150HP	미보유	6~25mm	20	32,000	1,706,250	19971002	234,961
	완주군	(유)전일환경	전라북도 전주시 완산구 대성동 225	송기순	063-232-7273	19,687	1			200톤/시간*1식	미보유	26~50mm, 6~25mm	1	42,000	80,300	19970627	136,050
	진안군	(유)강성산업개발	전라북도 진안군 부귀면 오룡리 390-3	김도근	432-1150	12,402	2	125HP	75HP,75HP	200톤/시간	미보유		150	29,906	80,000	20030509	60,231
		(유)대성환경	전라북도 진안군 부귀면 오룡리 390	이무용	063-433-9177	6,061	1	75/hr			미보유		0	6,212	5,000	20090514	19,881
		(유)중앙	전라북도 진안군 마령면 덕천리 456	윤세연	063-247-9296-7	7,420	3		파쇄		미보유		0	6,600	40,000	19971220	15,827
	무주군	(유)덕유환경개발	전라북도 무주군 무주읍 가옥리 594-2	송국현	063-324-1990	3,672	4		600톤/1일		미보유	76~100mm	10	6,003	30,000	20070307	57
		(유)무주환경	전라북도 무주군 무주읍 한풍루로 351 (별관1호)	노태웅	063-323-2012	2,331	2	죠크라샤,떠블죠크라샤			미보유	76~100mm	1	6,210	20,000	20060907	33,723
		라제산업(주)	전라북도 무주군 무주읍 용포리 1435-14	변윤섭	063-322-3011 김노원	6,611	2	파쇄	파쇄		미보유	76~100mm	0	6,127	0	20060711	2,881
	순창군	(유)옥천환경	전라북도 순창군 인계면 담순로 1639-1 (노동리 4-3)	오국탁	063-653-6411	9,952	5	1차크라샤-150HP	2차크라샤-100HP		미보유	26~50mm, 5mm	1	12,320	60,000	20060621	126,453
	고창군	(주)대림환경-고창	전라북도 고창군 신림면 벽송리 549, 549-3번지	김귀연	063-561-5771	9,983	5	죠크라샤	죠크라샤	죠크라샤	미보유		0	8,219	30,000	20090128	15,006
		동오이엔티(주)	전라북도 고창군 성내면 조동리 413-2번지	송광섭	063-562-1061	16,151	6				미보유	26~50mm	0	17,600	80,000	20091228	40
	부안군	(유)삼성환경건설	전라북도 부안군 주산면 사산리 771-6	정찬용	063-581-5571	24,785	6			크락샤	미보유		90	18,000	81,000	20010716	29,597
		한빛개발	전라북도 부안군 동진면 봉황리 489	김형자외 1인(이영식)	063-581-0963	4,800	4			크락샤	미보유	26~50mm	11	18,000	57,200	20070409	24,924

구분		업체명	소재지	대표자	전화번호	부지면적 (㎡)	자체수집 운반차량	파쇄시설			모래생산 시설보유 차량	순환골재 생산규격	1일 처리능력 (허가용량/실가동량)	허용 보관량	자본금규모 (만원)	허가일자	2013년 처리량(톤)
시도	시군구							1차	2차	3차이상							
전남	소계	49 업체				579,748	412						229	747,952	6,308,626		4,526,038
	여수시	(유)삼려환경	전라남도 여수시 소라면 봉두리 836	장정근	061-686-6401	2,950	0	죠크라샤	더블죠크라샤		미보유	26~50mm, 5mm, 6~25mm	1	12,835	30,000	20000807	130,371
		(주)그린환경건설	전라남도 여수시 상암로 282 (호명동)	김대영	061-654-3077	5,880	1	200HP(120톤/hr) * 1대	75HP(75톤/hr) * 2대		미보유		1	9,744	70,000	20080305	54,329
		(주)이례	전라남도 여수시 주삼동 643번지	전상순	061-685-8441	5,159	1	싱글조크레샤(200HP*1대),1식 (규모50톤/1회)	더블조크레샤(75HP*2대)	콘크랏샤(175HP*1대)	미보유	26~50mm, 6~25mm	0	20,250	50,500	20060302	75,997
		(주)주은환경	전라남도 여수시 화양면 화동리 2150	전효성	061-684-6868	8,346	3	1차파쇄기:220톤/시간(1식), 2차파쇄기:100톤/시간(1식), 3차파쇄기:215톤/시간(1식)			미보유	5mm, 6~25mm	2	17,971	111,000	20070525	51,610
		성산환경(주)	전라남도 여수시 소라면 대포리 854-2	임병권	061-682-7985	9,770	8			1차 파쇄기 : 200HP 1대, 2차 파쇄기: 100HP 2대, 3차 파쇄기:200HP 1대, 스크린시설 2대 (40HP, 30HP 각1대)	미보유	5mm, 6~25mm	1	15,201	91,000	20051021	189,009
	순천시	(주)금호환경(순천)	전라남도 순천시 별량면 금치리 284	양태열	061-742-3544	22,815	5	죠크라샤	콘크라샤		미보유	26~50mm, 5mm, 6~25mm	0	19,800	70,000	20090827	59,542
		(주)다산환경	전라남도 순천시 해룡면 성산리 99	안점진	061-723-1424	6,484	10	200톤/시간	125HP	175HP	미보유	26~50mm, 6~25mm	1	16,000	60,000	19981208	103,243
		(주)동아환경산업	전라남도 순천시 별량면 녹색로 32	김용호	061-744-5353	6,870	16	-	-		미보유	26~50mm, 5mm, 6~25mm	1	13,263	2,000	20091008	63,730
		대동이엔티(주)	전라남도 순천시 서면 매천로 421 (구상리198-1)	나기윤	061-751-9806	1,692	5	150HP/8,100HP/8,400HP/8			미보유		29	2,068	0	20100629	7,349
		백진환경(자)	전라남도 순천시 대룡동 929-3	유희찬	061-742-6701	9,981	76	200톤/시간*1기(1,2차파쇄)	100톤/시간*1식	300HP*1,15HP*1,50HP*1	미보유	26~50mm, 5mm, 6~25mm	16	16,479	93,100	20020716	134,671
		호남산업(주)	전라남도 순천시 서면 매천로 209 (압곡리 호남산업(주))	김상헌	061-755-7781	17,613	1	200톤/시간×1기	200톤/시간×1기	200톤/시간×1기	미보유	5mm, 6~25mm	1	24,000	80,500	19980708	208,276
	나주시	(주)남부지엔씨	전라남도 나주시 다도면 송학리 190번지	이상탁, 김갑현	061-337-4504	3,931	0	100톤/hr*1식			미보유		114	11,424	45,000	20070914	69,315
		(주)남부환경개발(나주)	전라남도 나주시 다도면 송학리 190번지	정문일	061-337-4503	7,082	0	150톤/hr*1식(1차파쇄)	142톤/hr*1식(2차파쇄)	230톤/hr*1식(3차파쇄)	미보유		0	12,056	87,500	20030601	464,262
		(주)워렉스	전라남도 나주시 다도면 판촌리 501	임병묵	061-337-4506	5,735	6	죠크러셔	다단파쇄기	자력선별기	미보유	6~25mm	0	2,280	0	20130103	13,884
		금성환경개발(주)	전라남도 나주시 왕곡면 송죽리 산66	김종선	061-336-8827	0	5	200톤/시간			미보유		0	23,688	45,000	20060707	67,527
		대신산업(주)	전라남도 나주시 남평읍 우산리 16	김영란	061-337-8200	29,797	1	100톤/hr			미보유		0	8,000	100,000	20060707	
		우리환경(주)-나주	전라남도 나주시 다도면 다도로 67-121 -	장종순	061-336-7154	12,599	7		150톤/시간 2식		미보유		0	12,483	89,800	20080804	4,476
		현대이엔티(주)	전라남도 나주시 봉황면 유곡리 454-1	김경태, 김하진	061-334-1616	6,934	15	150톤/시간*1식	120톤/시간*1식		미보유		0	14,500	50,000	20080222	39,354
		현대환경산업(주)-나주	전라남도 나주시 봉황면 유곡리 454-8번지	김기범	061-334-6633	13,327	62	200톤/시	75톤/시	200톤/시	미보유		0	36,933	100,000	20071121	347,476
	광양시	(주)일성산업(광양)	전라남도 광양시 진월면 망덕리 839	한선희	061-772-6118	6,159	8	150Hpx1식	75Hpx2식	200Hpx1식,(20Hp+3Hp)x1식, 150Hpx1식	미보유		0	19,200	35,000	20000125	196,169
	담양군	(주)금성환경산업	전라남도 담양군 금성면 새덕굴길 57-51 -	방주환	061-381-8505	8,891	14	200톤/시	200톤/시	200톤/시	미보유	26~50mm	1	16,880	45,000	20000920	278,957
	곡성군	(주)보원산업	전라남도 곡성군 목사동면 강변로 361	황규안	062-526-3100	1,185	4	-,-			미보유		5	6,624	30,000	20060629	960
	보성군	(주)한양자원개발	전라남도 보성군 보성읍 원봉리 545	김영일	061-853-1738	9,850	11	파쇄시설:100마력 1기, 75마력 2기, 200마력 1기			미보유	26~50mm, 6~25mm	0	8,500	100,000	20091226	80,242
		동남환경건설(주)	전라남도 보성군 조성면 봉능리 472-2	임철모	061-853-3303	4,569	0	100마력 1기, 150마력 1기			미보유		0	9,770	70,000	20030311	56,991
	화순군	(주)미래환경산업개발	전라남도 화순군 이양면 강성리 283	장계상	062-603-3610	11,959	5	1600Ton/일			미보유	26~50mm	1	19,980	135,000	20060414	73,110

구분		업체명	소재지	대표자	전화번호	부지면적 (㎡)	자체수집 운반차량	파쇄시설			모래생산 시설보유 차량	순환골재 생산규격	1일 처리능력 (허가용량/ 실가동량)	허용 보관량	자본금규모 (만원)	허가일자	2013년 처리량(톤)
시도	시군구							1차	2차	3차이상							
전남	화순군	(주)신아에이치에스	전라남도 화순군 춘양면 개천로 571 산 40	정현석		9,107	0	죠크라샤	콘크라샤		미보유		0	6,249	155,000	20131209	
		(주)한천	전라남도 화순군 한천면 죽현로 376-37 (한천)	고상기	061-373-8279	3,615	4			1,800톤/일	미보유	26~50mm, 6~25mm	16	28,795	5,000	20060630	88,317
		남경중공업(주)	전라남도 화순군 동면 천덕리 25번지	최제필	061-372-4680	86,027	0				미보유		10	13,600	100,000	20060427	
	장흥군	(주)일등	전라남도 장흥군 장흥읍 흥성로 453-5 -	안은경	061-864-8101	9,917	36	200톤/hr	200톤/hr	200톤/hr	미보유		0	12,120	60,000	20051004	67,910
		오광개발(주)	전라남도 장흥군 장동면 배산리 18-1	김완석	061-864-0036	7,017	5	150HP	100HP	100HP	미보유		6	16,500	30,000	20070920	47,964
	강진군	(주)대원환경산업	전라남도 강진군 작천면 사문로 309 번지	이윤조	061-433-5847	15,000	0	죠크러셔	더블죠크러셔		미보유	26~50mm	0	13,443	60,000	19980627	44,420
		자연환경(주)(강진)	전라남도 강진군 성전면 별뫼로 188-24 자연환경	김대수	061-432-7373	8,531	6			파쇄기(1차:200톤/h, 2차:60톤/h, 3차:100톤/h)	미보유		0	16,290	81,000	20030904	41,143
	해남군	(유)성주환경개발	전라남도 해남군 해남읍 복평리 995-5	김양석	061-537-3200	6,954	9	파쇄시설 2기(200톤/hr)			미보유		1	16,000	47,126	20030317	71,031
		(유)현신환경	전라남도 해남군 황산면 원호리 436-1	김용하	061-532-2467	9,795	2	150톤/hr			미보유		1	6,000	42,000	20020123	40,819
		(주)삼호환경(해남)	전라남도 해남군 황산면 명량로 2229 (주)삼호환경	황광남	061-537-2600	8,230	6	파쇄/분쇄	파쇄/분쇄	파쇄/분쇄	미보유	26~50mm, 6~25mm	0	16,128	138,000	20110624	74,998
	영암군	(유)금강환경	전라남도 영암군 삼호읍 등호리 1035-10	박종남	061-464-2000	20,457	8		1,200톤/일(1차파쇄150HP, 2차파쇄 100HP)		미보유	26~50mm, 6~25mm	0	21,056	48,000	20110317	77,029
		(유)천하환경	전라남도 영암군 삼호읍 백야길 29-215 (동호리 1029번지)	김보훈	061-464-3000	13,428	3			1200톤/일 (1차 100톤/시간, 2차 100톤/시간)	미보유		0	19,440	0	20110613	77,262
		(주)지엘환경산업	전라남도 영암군 삼호읍 대불산단6로 31 (주)지엘환경산업	이영달	061-464-9913	9,973	3	죠크러셔	콘크러셔		미보유		0	12,212	95,100	20060310	93,873
		등대환경산업(주)	전라남도 영암군 도포면 성산리 174-4	김정희	061-471-8204	8,276	8		150/hr(132kw(파쇄기), 37kw(전동모터)		미보유		0	12,000	90,000	20120717	14,605
		성화(유)	전라남도 영암군 삼호읍 동호리 44-19	허종균	061-464-3333	5,715	6				미보유		11	6,440	0	20080804	58,021
	무안군	(유)남해환경	전라남도 무안군 삼향면 유교리 350-1	조화정, 조명희	061-281-2000	22,917	0			1,600톤/일(1식)	미보유		1	40,000	65,000	19980522	239,652
		(유)서부환경	전라남도 무안군 삼향면 유교리 350-5	조재웅	061-285-6000	34,878	0			1,600톤/일	미보유	~50mm, 5mm, 6~25m	1	16,000	42,000	20051212	40,974
		(주)동양환경(무안)	전라남도 무안군 청계면 청계리 516	오승재	061-453-9000	22,186	12			-	미보유	26~50mm, 6~25mm	1	20,000	340,000	20060529	165,375
	함평군	(주)도원	전라남도 함평군 해보면 해보월현길114-66	박래근	061-323-2240	5,141	3	100HP			미보유	26~50mm, 6~25mm	1	6,124	165,000	20120514	7,688
		천지환경(주)	전라남도 함평군 함평읍 장년리 1347-4	최명순	061-323-1882	21,159	14	250톤/hr -1기	130톤/hr -1기	50톤/ -1기	미보유	~50mm, 5mm, 6~25m	1	23,760	60,000	20090427	187,903
	영광군	(주)서해안산업환경	전라남도 영광군 군서면 군서로 381 0	조성철	061-353-0900	10,099	9	150톤/hr * 1	100톤/hr * 1		미보유		1	12,000	15,000	20060328	83,689
		(주)태산환경(광주)	광주광역시 서구 치평로 116 506 (치평동, 월계수타운)	박명오	062-961-9619	3,967	5	100톤/hr	50톤/hr		미보유		1	8,000	70,000	20100407	44,691
	장성군	(유)장성이엔티	전라남도 장성군 동화면 연맥동로 82 지내	최성규	061-392-1882	9,991	9	200톤/시	200톤/시		미보유	26~50mm, 6~25mm	1	19,866	3,000,000	20101228	103,743
	완도군	(주)늘푸른	전라남도 완도군 완도읍 가용리 1029	박종현	061-554-0012	7,790	0	1식			미보유		0	16,000	10,000	20110411	84,077
경북	소계	84 업체				692,402	364						300	1,242,355	6,226,480		6,449,991
	포항시	(주)삼성	경상북도 포항시 남구 동해면 석리 92-4	대표이사	054-286-5201	9,997	9				미보유		0	16,200	3,000,000	20121210	121

구분		업체명	소재지	대표자	전화번호	부지면적 (㎡)	자체수집 운반차량	파쇄시설			모래생산 시설보유 차량	순환골재 생산규격	1일 처리능력 (허가용량/실가동량)	허용 보관량	자본금규모 (만원)	허가일자	2013년 처리량(톤)
시도	시군구							1차	2차	3차이상							
경북	포항시	(주)포항환경건설	경상북도 포항시 북구 흥해읍 덕장리 648-2	한진오	054-261-8080	15,261	9	죠 크라셔	더블 죠 크라셔	콘 크라셔,더블 죠 크라셔	미보유	26~50mm, 5mm, 6~25mm	0	13,824	5,000	20060706	199,444
		(주)한동R&C	경상북도 포항시 북구 흥해읍 용천리 1152 5. 7	천기화	054-261-5292	8,458	0	죠크라샤	더블죠크라샤	임팩트크라샤	미보유	26~50mm, 5mm, 6~25mm	2	24,000	60,000	20061222	257,987
		미래개발(주)	경상북도 포항시 남구 연일읍 학전리 7-8, 7-9번지	김종애	054-278-4477	9,709	0	죠크라샤	콘크라샤	콘크라샤,엠팩트크라샤	미보유	26~50mm, 5mm, 6~25mm	0	20,441	129,000	19970901	204,432
		서현개발(주)	경상북도 포항시 북구 흥해읍 덕장리 648-6	김성길	054-278-4491	13,378	0	죠크라샤	죠크라샤	죠크라샤	미보유	26~50mm, 5mm, 6~25mm	0	15,700	60,000	20110131	89,664
		우정건설(주)	경상북도 포항시 북구 흥해읍 용천리 1141-15	김효목	054)262-7801	0	0	125HP	70HP		미보유		0	8,400	41,000	20081229	40,757
		우정환경(주)	경상북도 포항시 북구 흥해읍 용천리 1141-27	박재형	054-262-2360	3,300	5	죠크라샤150HP	더블죠크라샤75HP	콘크라샤250HP,롤크라샤175HP, 샌드크라샤400HP	미보유		0	24,000	43,000	20050520	247,018
	경주시	(주)대유산업	경상북도 경주시 천북면 신당리 1228-5	김유권	054-774-7557	7,312	6	죠크라샤	더블죠크라샤	콘크라샤	미보유	51~75mm, 5mm, 6~25mm	2	13,042	30,000	20100813	139,975
		(주)세영	경상북도 경주시 강동면 다산리 산77번지	최용석	054-762-7117	27,162	2	죠크라샤/150마력	더블죠크라샤/150마력	샌드밀/150마력	미보유	26~50mm, 5mm	1	24,490	115,000	20060807	71,908
		(주)청경	경상북도 포항시 남구 새천년대로460번길 15-2 (대잠동) 2층	김응원	054-255-9922	14,714	3	200마력X1식	200마력X1식	150마력X1식	미보유		1	17,664	75,000	20060807	39,558
		경원(주)	경상북도 경주시 외동읍 제내리 559-3	한상령	054-776-6627	11,855	9	150마력*1식	100마력*2식	100마력*1식	보유	5mm, 6~25mm	0	20,000	135,000	20060707	152,314
		계림환경(주)	경상북도 경주시 외동읍 제내리 559-3번지	김정희	054-774-6627	4,789	3	150마력	100마력	100마력	미보유	6~25mm	1	18,000	0	20060526	61,002
		대림산업(주)	경상북도 경주시 천북면 화산리 914번지	이경호	054-776-5867	3,695	5	파쇄시설(죠크락샤)	파쇄시설(롤크락샤)		미보유	5mm, 6~25mm	0	9,902	40,300	20050413	64,203
		청경그린산업(주)	경상북도 경주시 외동읍 냉천제내공단길 229 (제내리 456-3)	정희돈	054-742-8888	12,246	3	150마력X1식	100마력X2식	125마력X1식	미보유		1	19,000	120,880	20060807	23,209
		한경이엔티(주)	경상북도 경주시 외동읍 석계리 산 184-5외 1필지	김정희	054-745-6627	8,850	4	죠크라샤	죠크라샤	죠크라샤	미보유	26~50mm	14	16,560	30,000	20091026	94,073
		한국신기술산업(주)	경상북도 경주시 강동면 다산리 87-2	홍순팔	054-762-3002	9,688	4	50마력*1, 100마력*2, 125마력*	3마력*2*1	50마력*3식, 40마력*1식	미보유	26~50mm, 6~25mm	12	14,400	105,000	20060807	151,507
	김천시	(주)경북산업	경상북도 김천시 개령면 남전리 676-1번지	박병숙	054-437-4557	9,791	5	죠크라샤	더블죠크라샤		미보유	26~50mm, 5mm, 6~25mm	21	20,000	0	20070416	116,675
		(주)그린파워텍	경상북도 김천시 남면 부상리 879-1	조명범	054-435-6647	12,491	0	파쇄/분쇄시설(1차) (200톤/시,200HP)	파쇄/분쇄시설(2차) (200톤/시,75HP*2)	파쇄/분쇄시설(3차)(200톤/시, 200HP) 파쇄/분쇄시설(4차) (350톤/시,300HP*2)파쇄/ 분쇄시설(5차)(200톤/시,215HP)	보유	26~50mm, 5mm, 6~25mm	1	18,172	45,000	20070404	
		상록환경(주)	경상북도 김천시 아포읍 송천리 1345-6번지	주홍수	054-439-0063	9,653	4	죠크라샤	더블죠크라샤	콘크라샤	미보유	6~25mm	10	12,000	90,000	20100720	74,397
		세아아스콘(주)	경상북도 김천시 구성면 하강리 327-1번지	이만갑	054-434-9506	11,619	3	죠크라샤	죠크라샤	더블죠크라샤	미보유	26~50mm	0	20,800	10,000	20061101	21,301
	안동시	(주)대양건설환경	경상북도 안동시 수하동 797-90	조지호	054-858-5678	5,145	0	크라샤	크라샤		미보유	5mm, 6~25mm	1	8,232	40,000	20070319	32,135
		(주)대흥환경산업	경상북도 안동시 남선면 현내리 6-2번지	도용희	054-858-8550	5,120	0	1식	1식		미보유	6~25mm	0	12,000	10,000	20060629	67,313
		대성골재(주)	경상북도 안동시 양실2길 83 (수하동)	장경수	054-858-6377	8,682	6				미보유	26~50mm, 5mm, 6~25mm	0	12,000	35,000	20060629	138,808
		동방환경산업(주)	경상북도 안동시 수하동 797-71	김도현	054-859-7979	9,729	11				미보유		8	16,000	80,000	19960801	76,892
		동성이엔티	경상북도 안동시 일직면 광연리 590-3	류기남	054-856-1231	4,534	5	임팩트크라샤			미보유	6~25mm	0	21,030	35,000	20110802	26,785
		웅부환경주식회사	경상북도 안동시 양실3길 130 (송현동)	유하규	054-855-6388	3,418	0	크러셔			미보유	26~50mm, 5mm, 6~25mm	0	6,734	8,000	20061116	19,535
	구미시	(주)토종환경	경상북도 구미시 산동면 성림길 52 (주)토종환경	손재무	054-471-4700	2,020	17	파쇄기	파쇄기	파쇄기	미보유		3	30,000	1,400	20060314	146,631

구분		업체명	소재지	대표자	전화번호	부지면적 (㎡)	자체수집 운반차량	파쇄시설			모래생산 시설보유 차량	순환골재 생산규격	1일 처리능력 (허가용량/실가동량)	허용 보관량	자본금규모 (만원)	허가일자	2013년 처리량(톤)
시도	시군구							1차	2차	3차이상							
경북	구미시	경북환경(주)	경상북도 구미시 선산읍 죽장리 821	김석태	054-481-9991	0	4	죠크라샤	죠크라샤	콘크라샤	미보유		0	0	20,000	20000329	51,536
		구미녹색환경(주)	경상북도 구미시 고아읍 대망리 산 74	백락광	054-482-4466	19,910	5	죠우크라샤	더블크라샤	콘크라샤	미보유		1	29,000	0	20000104	173,727
		에스환경주식회사	경상북도 구미시 장천면 상림리 1320-1번지	이재철	054-476-6800	11,907	2	죠크라샤,죠크라샤	죠크라샤,죠크라샤	콘크라샤,콘크라샤	미보유		1	20,480	40,000	20110311	125,305
	영주시	(주)대신환경	경상북도 영주시 적서동 705	김기돈	054-635-5577	2,740	4				미보유		0	6,000	85,000	19970313	66,063
		(주)대창아스콘	경상북도 영주시 휴천1동 1921-14번지	정병대	054-635-4800	0	5				미보유	26~50mm	0	12,528	42,500	20050613	64,099
		(주)진성산업	경상북도 영주시 적서동 700	김승환	054-634-7100	15,277	4	죠크라샤,죠크라샤			미보유	5mm	0	7,200	0	20061123	32,123
		소백환경	경상북도 영주시 장수면 충효로 2002 -	노진기	054-638-2525	9,188	7	죠크라샤	더블죠크라샤	콘크라샤	미보유	26~50mm, 5mm, 6~25mm	0	8,000	0	20001209	39,410
	영천시	(주)대명환경산업	경상북도 영천시 대창면 사리리 204-1	손종석	054-336-5788	9,989	5	죠크락샤	더블죠크락샤	임팩트크락샤	미보유	51~75mm, 5mm, 6~25mm	0	16,000	75,000	20090225	152,473
		(주)대영산업	경상북도 영천시 고경면 삼포리 산 168	정군섭	054-337-8828	17,741	4	-	-	-	미보유		0	28,800	110,000	20090309	35,361
	상주시	(주)갑장산업개발	경상북도 상주시 공성면 산현리 35	안기식	054-534-8420	9,000	6	2식	2식		미보유	5mm, 6~25mm	29	22,816	45,000	20100226	88,035
		(주)삼백환경	경상북도 상주시 거동동 107-19번지	신종운	054-533-3393	9,528	5	죠크라샤	더블죠크라샤	콘크라샤	미보유	6~25mm	1	16,000	40,000	20061106	40,419
		거산산업개발(주)	경상북도 상주시 공성면 산현리 86-1	방질문	054-533-0891	8,776	5	죠크라샤	더블죠크라샤	콘크라샤	미보유	6~25mm	0	24,000	50,000	20060427	59,442
	문경시	(주)문경환경	경상북도 문경시 산양면 봉정리 84	황정희	054-554-1208	2,000	7	1차 파쇄기	2차 파쇄기	3차 파쇄기	미보유		1	9,600	35,000	20060720	74,637
		(주)새재환경	경상북도 문경시 신기동 336번지	조병호	054-554-0603	13,092	6				미보유		0	18,299	45,000	19970709	89,608
		덕화환경(주)-건설	경상북도 문경시 마성면 하내리 63번지	염덕화	054-571-2015	12,838	5	150HP	75HP*2	100HP*2,15HP, 75HP	미보유	6~25mm	0	14,400	90,000	20080617	39,750
		새재아스콘	경상북도 문경시 신기동 288-1	조성현	054-552-6060	9,287	3				미보유		0	9,600	15,600	20120302	18,543
		주흘산업개발	경상북도 문경시 마성면 하내리 95-1	윤희영	054-571-1491	32,500	0				미보유		0	20,592	78,900	20091202	35,971
		푸른환경	경상북도 문경시 신기동 산32-14	김명화	054-553-0106.7	18,761	3				미보유		0	9,600	15,400	20011217	20,209
	경산시	(주)대림환경산업	경상북도 경산시 와촌면 박사리 1-19	우현승	053-851-5868	5,620	8	죠크라샤	더블죠크라샤	콘크라샤	미보유	5mm, 6~25mm	0	9,600	10,000	20110128	49,714
		(주)해림환경개발(처리)	경상북도 경산시 남천면 하도리 729번지8호	김탁동	053-813-5678	9,921	0	죠크라샤	더블죠크라샤	콘크라샤	미보유	~50mm, 5mm, 6~25m	0	20,800	50,000	20071017	291,839
		남경환경(주)	경상북도 경산시 와촌면 금송로 657 .	김무남	053-853-5867	9,940	13	죠크러셔	더블조크러셔	콘크러셔	미보유		15	28,800	20,300	20080425	185,024
		명보환경(주)	경상북도 경산시 하양읍 용정길 31-24 (대학리)	최문주	053-857-1277	5,722	2	죠크라샤	더블죠크라샤	콘크라샤	미보유		12	19,629	15,000	20110610	115,929
		한성아스콘(주)경산공장	경상북도 경산시 진량읍 선화리 126-3	이동규	053-853-8600	7,521	1	굴삭기	임택트크랏샤		미보유		10	4,800	15,000	20130909	5,129
	의성군	(주)도암	경상북도 의성군 비안면 도암리 376-3번지	황병철	054-834-0021	6,030	0	죠크라샤	콘크라샤		미보유	26~50mm, 6~25mm	1	6,536	5,000	20121024	25,823
		(주)도암산업	경상북도 의성군 비안면 도암리 376-2	황정임	054-834-0020	8,532	0	죠크라샤	더블죠크라샤	콘크라샤	미보유	26~50mm, 6~25mm	1	7,649	20,000	20110622	40,894
		(주)부호산업개발	경상북도 의성군 단촌면 방하리 216-1	이형진	054-834-7977	4,892	0	죠크라샤	콘크라샤		미보유	6~25mm	2	8,400	55,000	20061123	95,085

구분		업체명	소재지	대표자	전화번호	부지면적 (㎡)	자체수집 운반차량	파쇄시설			모래생산 시설보유 차량	순환골재 생산규격	1일 처리능력 (허가용량/실가동량)	허용 보관량	자본금규모 (만원)	허가일자	2013년 처리량(톤)
시도	시군구							1차	2차	3차이상							
경북	의성군	동성환경산업(주)	경상북도 의성군 단촌면 방하리 산 19	이재업	054-833-1231	9,968	0	죠크라샤	죠크라샤	죠크라샤,콘크라샤	미보유	26~50mm, 5mm, 6~25mm	0	36,800	95,000	20060718	213,362
	청송군	(주)대광아스콘	경상북도 청송군 진보면 월전리 227	박승학	054-874-6969	4,808	5				미보유		0	10,937	7,000	20030401	2,046
		(주)우리환경산업	경상북도 청송군 진보면 월전리 237	권은환	054-874-5100	3,016	5	205hp	18*80*2d		미보유		10	8,056	0	20030110	30,040
	영양군	대진환경(주)	경상북도 영양군 청기면 산운리 186-1	김재환	054-683-0017	5,635	0	죠크라샤	더블죠크라샤		미보유	26~50mm, 6~25mm	10	6,672	26,000	20070920	34,535
		신대진환경(주)	경상북도 영양군 청기면 산운리 185-4번지	임진열	054-683-5001	4,149	1	죠크라샤	더블죠크라샤		미보유	26~50mm, 6~25mm	14	11,595	8,000	20100405	19,659
	영덕군	(주)예원환경	경상북도 영덕군 영덕읍 화천리 45번지	이용교	054-734-3247	5,632	5	죠크라샤	더블죠크라샤		미보유	~50mm, 5mm, 6~25m	0	9,120	20,000	20100312	36,741
		광명환경(주)	경상북도 영덕군 영덕읍 화수리 22	서용태	054-732-6366	6,419	3	150톤/시			미보유		0	8,000	15,000	20031202	6,707
		태안환경개발주식회사	경상북도 영덕군 축산면 경정리 산 122-1	김용태	054-734-0492	31,572	3	죠크락샤	더블죠크락샤	콘크락샤	미보유	26~50mm, 6~25mm	12	31,900	0	20091215	29,818
	고령군	(주)디앤지산업	경상북도 고령군 다산면 송곡리 1542	허덕규	053-654-7799	3,572	7	크락샤			미보유	26~50mm, 5mm, 6~25mm	8	24,000	40,000	19990326	102
		(주)태산파우텍	경상북도 고령군 다산면 송곡리 1036-5	김태기	054-956-7047	0	0	더블죠크라샤			미보유	26~50mm, 5mm, 6~25mm	0	0	30,000	20020511	303,207
		대길산업㈜ 고령지사	경상북도 고령군 쌍림면 방아실길 156 -	제영태	054-956-0103	0	0				미보유	26~50mm	0	24,000	0	20130917	35,850
		대길환경산업(주) 고령지사	경상북도 고령군 쌍림면 방아실길 156 -	조정기	054-954-0104	0	0				미보유	26~50mm	0	24,000	0	20130917	13,258
	성주군	(주)세명산업개발 (지점)	경상북도 성주군 월항면 장산리 8번지의 7	안호수	053-624-7722	10,667	1	200톤			미보유	5mm, 6~25mm	0	16,000	0	20080609	168,503
	칠곡군	(주)대진이앤티 칠곡1공장	경상북도 칠곡군 가산면 학산리 852번지 외 8필지	조남호	054-972-6100	7,183	0	250HP	150HP	176HP 250HP,500HP	미보유		23	36,000	5,000	19960729	184,691
		대덕환경산업㈜ 칠곡지점	경상북도 칠곡군 동명면 학명리 310-1	김재환	054)975-0788	9,398	36	파쇄시설	파쇄시설	파쇄시설	미보유	26~50mm, 6~25mm	0	6,000	60,000	20120502	192,688
		세아산업(주)	경상북도 칠곡군 약목면 복성리 1166-40	이준엽	054-975-0025	4,323	21	함마크랏샤	콘크랏샤		미보유	6~25mm	0	24,000	0	20050207	46,217
	예천군	(주)경북환경	경상북도 예천군 호명면 양궁로682-10일원	전급생	054-654-4989	10,146	9		죠크라샤 콘크라샤		미보유	26~50mm, 6~25mm	0	17,824	30,000	20070615	113,052
		(주)석송산업	경상북도 예천군 감천면 대맥리 613	박원재	054-653-2990	3,740	3	죠크라샤	죠크라샤		미보유		0	6,016	28,000	20030101	28,796
		도청이전주민생계조합 신세계환경주식회사	경상북도 예천군 지보면 예지로 709 지내	권영달, 정현모	054-654-0808	1,000	3		롤크라샤 죠크라샤		미보유		10	8,000	0	20121211	101,124
		예천건설환경(주)	경상북도 예천군 예천읍 양궁로 378 (예천건설환경㈜)	허후길	054-654-9932	0	8	죠크라샤			미보유	26~50mm, 5mm, 6~25mm	0	0	7,000	20021227	32,644
		우성산업개발(주)	경상북도 예천군 감천면 덕율리 834-1	조관섭	054-654-8370	7,464	5			(214HP+2,240HP+1)	미보유		0	6,400	90,000	20130110	4,435
		유진건설환경(주)	경상북도 예천군 감천면 대맥리 612	최재홍	054-653-3000	3,990	4	죠크라샤	죠크라샤		미보유		0	6,336	75,000	20060701	24,288
	봉화군	(주)성도산업	경상북도 봉화군 봉성면 외삼리 155-1번지	배정호	054-674-2400	8,942	3	조크라샤	조크라샤		미보유		0	8,256	50,000	20120210	30,798
		금강아스콘(주)	경상북도 봉화군 봉성면 금봉리 710-5	박우선	054-674-1800	10,913	0	죠크라샤	더블죠크라샤,임펙트크라샤	콘크라샤	미보유	26~50mm	0	24,823	17,000	20120308	20,505
		대성산업개발주식회사	경상북도 봉화군 봉성면 봉성리 1-1,1-2	장성철	054-672-5566	3,932	0	조크라샤	조크라샤		미보유	26~50mm, 5mm, 6~25mm	0	10,600	15,000	20070904	23,480
		영동환경	경상북도 봉화군 봉화읍 유곡리 1064번지	이종건	054-673-1244	6,802	5	조크라샤	콘크라샤		미보유	26~50mm, 5mm	0	7,680	30,000	20010131	37,892

구분		업체명	소재지	대표자	전화번호	부지면적 (㎡)	자체수집 운반차량	파쇄시설			모래생산 시설보유 차량	순환골재 생산규격	1일 처리능력 (허가용량/실가동량)	허용 보관량	자본금규모 (만원)	허가일자	2013년 처리량(톤)
시도	시군구							1차	2차	3차이상							
경북	봉화군	주성건설환경(주)	경상북도 봉화군 봉화읍 거촌1리 471-3	이소영	054-673-4800	5,756	3	죠크라샤	죠크라샤		미보유	51~75mm, 5mm	0	6,240	95,500	20060710	27,683
	울진군	(주)우진산업	경상북도 울진군 울진읍 고성리 864-5번지	윤병석	054-783-0705	6,636	8	죠크라샤	콘크라샤		미보유	26~50mm, 5mm, 6~25mm	8	12,000	26,000	20060220	66,843
		(주)울진산업	경상북도 울진군 죽변면 봉평리 741번지	강미령	054-781-4401	5,974	4	200HP	100HP	200HP	미보유	5mm, 6~25mm	0	7,000	15,700	20070328	35,324
	울릉군	미래개발	경상북도 울릉군 서면 태하리 288-1	김병수	054)791-9990	3,937	2	크락샤			미보유	6~25mm	55	6,080	0	20091009	8,165
		울릉공영개발	경상북도 울릉군 울릉읍 저동리 169-3	박순남	054-791-4850	3,500	3	죠크락샤	콘크락샤		미보유		0	6,300	120,000	20081201	3,743
경남	소계	53 업체				889,943	723						135	828,657	5,025,927		6,172,342
	창원시	(주)청림건업	경상남도 마산시 진북면 망곡리 망곡리 13-5	변봉철	055-271-5602	9,375	1	죠크라샤	죠크라샤	콘크라샤	미보유		0	15,000	40,000	20070914	3,494
		(주)푸른환경	경상남도 창원시 마산합포구 진전면 오서리 106-1	이윤재	055-271-0400	24,730	7	Jaw crusher	Double jaw crusher	Cone crusher	미보유		0	20,000	95,500	19990129	74,603
		금평산업개발(주)	경상남도 창원시 진해구 죽곡동 521	윤성민	055-545-2345	3,544	5			조크라샤,콘크라샤	미보유	26~50mm, 5mm, 6~25mm	0	23,779	30,000	20010101	28,942
		대부개발(주)(처리)	경상남도 창원시 마산회원구 내서읍 호계리 683-1	금미자	055-223-2222	9,454	4	150HP	100HP	175HP	미보유	26~50mm, 5mm, 6~25mm	0	19,080	40,000	20120713	171,428
		에코시스템(주)	경상남도 창원시 적현동 산14-6	이준길	055-210-3931	8,440	0	200HP*1기	120HP*2기	200HP*1기	미보유		0	17,304	451,847	20090116	54,299
		좋은환경(주)	경상남도 창원시 마산합포구 진전면 율티리 213-12번지	차정원	055-272-0112	3,392	7	죠크라샤		더블크라샤,콘크라샤	미보유		0	17,776	100,000	20111230	67,207
		현대환경개발(주)	경상남도 창원시 북면 신촌리 1214-2	황성욱	055-299-5737	9,937	4	150톤*1 ,100*2			미보유	26~50mm, 5mm	0	16,873	30,000	20010101	61,825
	진주시	(주)청암산업	경상남도 진주시 명석면 오미리 302번지	조혜정	055-744-4031	6,041	7	hr(125HP)			미보유		0	9,600	30,000	19980414	47,669
		동건환경(주)	경상남도 진주시 지수면 용봉로 81 -	이영학	055-758-0028	9,514	9	200HP(200톤/HR)X1, 125HPX2,215HPX1			미보유		0	19,195	120,000	20080804	168,848
		삼삼환경(주)	경상남도 진주시 대곡면 남강로 2286 185-1	박명식	055-745-3327	17,163	0	245톤/hr			미보유	26~50mm, 5mm, 6~25mm	1	19,600	65,000	19960216	189,276
	사천시	사천환경(주)	경상남도 사천시 곤양면 대진리 423-1	김술년	055-854-8500	5,870	8	죠크러샤	더블죠크러샤	콘크러샤,멀티콘트러샤	미보유	26~50mm	0	18,100	41,900	19981210	88,327
		유신환경(유)	경상남도 사천시 축동면 반용리 반용리 299	권오현	055-855-2345~7	1,432	0	조크라샤	조크라샤	콘크라샤,원롤크라샤	미보유	26~50mm, 5mm, 6~25mm	0	8,252	120,000	20061208	152,275
		자원개발(주)	경상남도 사천시 곤양면 맥사리 510	강종기	055-855-1311	1,000	0	200HP	200HP	200HP,200HP	미보유	6~25mm	10	8,000	70,000	20050526	98,499
	김해시	(주)경부이엔티	경상남도 김해시 생림면 나전리 1090-9번지외 7필지(27,700㎡)	신휘영	055-326-9123	297,000	15			250HP*3기	미보유	26~50mm, 6~25mm	1	25,238	150,000	20080811	336,212
		(주)석원산업 (건설-원지)	경상남도 김해시 한림면 한림로 78-42 (주)석원산업	서명석	055-724-1331	5,540	2	죠크라샤	더블죠크락샤	콘크락샤	미보유		0	6,193	150,000	20121101	129,701
		(주)중앙환경	경상남도 김해시 한림면 안하리 226-6	박용기	055-343-7755	8,441	16	1차 파쇄시설	2차 파쇄시설	3차 파쇄시설	미보유	5mm, 6~25mm	10	13,600	300,000	20050726	259,718
		(주)지석에이앤씨	경상남도 김해시 진영읍 본산로 70 (주)지석에이앤씨	양정모	055-904-7000	17,041	5	죠크레셔	임팩트크러셔		미보유		1	9,503	550,000	20110404	14,119
		금광개발(주)	경상남도 김해시 주촌면 원지리 산 75번지	유선주	055-339-8643	37,340	0	250HP	250HP	250HP,170HP,200HP	미보유	26~50mm, 5mm, 6~25mm	0	20,475	0	20051031	38
		남도산업(주)	경상남도 김해시 한림면 안곡리 729-3	최대원	055-343-0059	3,024	8	콘크라샤,죠크라샤	더블죠크라샤		미보유		0	16,128	20,000	20070719	290,208
		성원이엔티㈜ -한림(건설)	경상남도 김해시 한림면 신천리 434-9	장우철	055-320-8825	30,842	8	JC4840,FSK4840	DJC6013,CSH1680	KM3015,CSH1300,SYI1200SX	미보유	6~25mm	0	48,758	120,000	20050819	190,759

구분		업체명	소재지	대표자	전화번호	부지면적 (㎡)	자체수집 운반차량	파쇄시설			모래생산 시설보유 차량	순환골재 생산규격	1일 처리능력 (허가용량/실가동량)	허용 보관량	자본금규모 (만원)	허가일자	2013년 처리량(톤)
시도	시군구							1차	2차	3차이상							
경남	김해시	한통아스콘(주)	경상남도 김해시 한림면 안곡로 265 623-2	김외현	055-346-1100	13,703	3	jaw crusher	jaw crusher		미보유		0	7,445	30,100	20121210	7,288
	밀양시	(주)이앤에프	경상남도 밀양시 하남읍 양명길 62-24 .	우영기	055-391-6500	8,424	5	1차 죠크라샤	콘크라샤		미보유	26~50mm	0	8,800	55,000	19980203	90,956
		(주)정우개발	경상남도 밀양시 부북면 전사포리 116-1	조기영	055-352-9595	6,286	16	죠크러셔,죠크러셔	콘크러셔,콘크러셔	콘크러셔,콘크러셔	미보유	26~50mm	1	12,000	30,000	19991125	304,234
		세정건업(주)	경상남도 밀양시 상동면 가곡리 638	이정재	055-355-5350	12,226	3	1식			미보유	26~50mm, 5mm, 6~25mm	0	19,200	227,700	20070420	84,271
		한맥(주)-밀양	경상남도 밀양시 초동면 명성리 443번지	허만율	055-391-5161	6,804	0	죠크라셔	더블죠크라셔	콘크라셔	미보유	26~50mm, 5mm, 6~25mm	0	6,000	82,000	20020716	86,253
	거제시	태성개발(주)	경상남도 거제시 장목면 군항포길 33-29 -	김효성	055-636-8870	1,250	10	죠크라샤	콘크라샤	임펙트크라샤,콘크라샤,콘크라샤	미보유	26~50mm, 5mm	20	16,125	120,000	19990710	278,172
	양산시	(주)선영테크(양산)	부산광역시 금정구 구서동 466-3 아름베스트빌 1차 2층	박훈일	055-383-8830	22,086	9	죠크라샤	죠크라샤	더블죠크라샤,콘크라샤,콘크라샤	미보유		17	26,425	186,000	20000804	172,517
		(주)양산개발	경상남도 양산시 유산동 447-18번지	임상헌, 서후기	055-387-6115	9,517	0	1일x1	1회x1		미보유		2	25,856	0	19970929	35,977
		유승건기산업(주)(덕계)	경상남도 양산시 덕계동 232-6번지	서민조	055-367-1004	134,535	7	300HPx1,100HPx1	100HPx2	300HPx1, 200HPx1,250HPx1, 300HPx2,30HPx1	미보유		16	50,000	300,000	20030602	581,189
		인성에이앤티㈜ 양산공장(처리)	경상남도 양산시 명곡로 217 인성에이앤티(주) 양산공장 (신기동)	이상우, 유기형	055-386-1231	2,961	0	파쇄시설(습식)			미보유		1	5,119	5,000	20130718	
	의령군	동명환경(주)본사	경상남도 의령군 용덕면 교암리 211	한동명	055-752-9491	6,566	33				미보유		0	16,322	50,000	20110620	75,944
		청호산업개발(주)	경상남도 의령군 용덕면 운곡리 165-4	김봉남	055-572-2424	19,488	1	파쇄			미보유		3	20,664	60,000	20041227	53,554
	함안군	(주)대신그린환경	경상남도 함안군 산인면 신산리 519번지	손도순	055-583-0997	1,436	5	100HPx1기	100HPx2기	100HPx3기	미보유	26~50mm, 5mm, 6~25mm	17	12,000	120,000	20060501	82,428
		(주)삼우리콘산업 함안	경상남도 함안군 칠원면 무기리 498-8번지	양진수	055-586-2288	20,135	0	(1차)200HP1기(2차)100HP2기 (3차)200HP1기(4차)200HP1기 (5차)190HP1기			미보유	26~50mm, 5mm, 6~25mm	10	16,000	125,000	20060628	328,554
		(주)오곡산업	경상남도 함안군 칠원면 유원리 931외1필지	윤종열	055-587-7080	5,756	0	150HP	100HP	100HP	미보유	6~25mm	1	11,596	100,000	20060628	121,106
		광성산업개발(주)	경상남도 함안군 칠북면 검단리 1376-2	서성교	055-587-3737	8,099	4	죠크러셔	더블죠크러셔	콘크러셔	미보유	26~50mm, 6~25mm	2	12,475	65,000	20071029	137,358
		대진환경(주)	경상남도 함안군 칠원면 유원리 1435번지 25호	박희포	055-587-6888	9,922	7	150HP,175HP,175HP,75HP			미보유	26~50mm, 5mm	0	13,992	0	20060628	81,144
		수성산업(주)	경상남도 함안군 법수면 윤외리 1489-3	황장양	055-583-5885	2,000	469	200HP*1기	100HP*2기	300HP*1기,200HP*1기, 450HP*1기	미보유		0	25,314	80,000	20060207	381,746
	창녕군	(주)광명환경산업	경상남도 창녕군 도천면 길곡로 722	박영진	055-521-2251	7,610	1	158HP	253HP		미보유	26~50mm, 5mm, 6~25mm	0	8,160	156,400	20040524	35,763
		(주)두남환경	경상남도 창녕군 대지면 본초리 237번지	정중석	055-532-5700	1,085	1	268HP	75HP,75HP	30HP,25HP,30HP,25HP	미보유	26~50mm, 5mm, 6~25mm	0	16,144	90,000	20050418	184,993
	고성군	코데코(주)(업체)	경상남도 고성군 고성읍 상정대로 604 .	이도숙	055-674-3353	6,684	7			200톤/시	미보유	26~50mm, 6~25mm	3	16,000	103,500	20110622	79,948
	남해군	(주)아름산업	경상남도 남해군 고현면 도마리 807	서용구	055-867-9000	616	3				미보유	5mm	1	6,024	5,000	20100421	48,526
		(주)초원환경	경상남도 남해군 고현면 도마리 800번지	양영아	055-864-7460	7,390	9	200HPX1, 75HPX2, 175HPX1	200HPX1, 75HPX2, 175HPX1	200HPX1, 75HPX2, 175	미보유	26~50mm	0	7,200	7,000	20061109	59,717
	하동군	자연환경리싸이클	경상남도 하동군 양보면 지례리 193-14	문평수	055-884-5942	4,964	3	100 HP	-	-	미보유	26~50mm, 5mm, 6~25mm	0	8,960	57,200	20060320	40,818
		진교초등학교	경상남도 하동군 진교면 진교리 466	소세호	055-882-3505	0	0				미보유		0	0	0	20110623	
	산청군	(주)동영환경	경상남도 산청군 오부면 양촌리 231-1	임점모	055-973-8512	9,534	5	죠	더블죠	콘	미보유	26~50mm, 5mm, 6~25mm	0	17,121	80,000	20061208	58,831

구분		업체명	소재지	대표자	전화번호	부지면적 (㎡)	자체수집 운반차량	파쇄시설			모래생산 시설보유 차량	순환골재 생산규격	1일 처리능력 (허가용량/ 실가동량)	허용 보관량	자본금규모 (만원)	허가일자	2013년 처리량(톤)
시도	시군구							1차	2차	3차이상							
경남	산청군	일신환경(주)	경상남도 산청군 신안면 하정리 457	이창근	055-973-7500	14,768	13			300HP	미보유		0	0	0	20060706	
	함양군	(주)은창환경	경상남도 함양군 휴천면 호산리 684-1	조동심	055-962-5600	5,775	0	죠크러셔	콘크러셔	죠크러셔	미보유	26~50mm, 5mm, 6~25mm	2	13,131	35,000	20111020	51
		남양기업(주)	경상남도 함양군 휴천면 호산리 680번지	심광이	055-962-5580	7,090	0	죠크러셔	죠크러셔	콘크러셔,콘크러셔,샌드크러셔	미보유	26~50mm, 5mm, 6~25mm	13	19,200	150,000	20040510	126
	거창군	(주)한국크락샤	경상남도 거창군 위천면 모동리 산127-2	하종탁	055-945-0667	4,500	3	콘크라샤			미보유	26~50mm	0	8,960	10,000	20001019	63,256
	합천군	(주)상원엔텍	경상남도 합천군 율곡면 두사리 275번지	한영수	055-932-9200	9,718	0	1식	1식,1식	1식	미보유	26~50mm, 5mm, 6~25mm	1	20,476	90,000	20041204	143,661
		(주)성지이테크	경상남도 합천군 율곡면 두사리 300번지	한갑수	055-933-3999	6,200	0	죠크러셔	더블조크러셔	임팩트크러셔,박리기	미보유	26~50mm, 5mm, 6~25mm	1	13,494	70,000	20080304	113,495
		(주)초계산업	경상남도 합천군 적중면 죽고리 895-5	이현천	055-931-6411	3,695	0	-	-	-,-	미보유	6~25mm	0	16,000	11,780	20030604	13,020
제주	소계	15 업체				253,480	82						37	280,148	1,253,747		965,754
	제주시	(주)더존환경	제주특별자치도 제주시 애월읍 유수암리 360-1	강복희 외 1인	064-799-0075	7,078	3	200톤/시간	200톤/시간		미보유	26~50mm, 5mm, 6~25mm	0	20,051	150,000	20100513	20,804
		(주)미래제주	제주특별자치도 제주시 애월읍 봉매동산길 26 상가리	이영륜	064-799-3800	14,508	6	1식,1식			미보유	26~50mm, 51~75mm, 5mm	1	19,974	0	20070419	53,165
		(주)청봉환경	제주특별자치도 제주시 남광로2길 39-26 (이도이동)	강혜숙외 1	723-8992	9,990	16			파쇄설비 1식 200 ton/hr	미보유	26~50mm, 6~25mm	1	18,012	50,000	20070528	157,148
		서광산업(주)	제주특별자치도 제주시 애월읍 소길리 1076-2	방주원	064-799-8272	25,390	2	220톤/시간			미보유	26~50mm	1	20,182	150,000	20060623	62,465
		영진기업(주)	제주특별자치도 제주시 조천읍 와흘리 561	김종배	064-782-5900	9,370	6	죠크랏샤	죠크랏샤	콘크랏샤	미보유		1	22,032	160,000	20130404	39,922
		유창토건(주)	제주특별자치도 제주시 한림읍 명월리 251	서호석	064-796-6124	19,636	8	200톤/시간			미보유		1	24,383	141,000	20071012	149,176
		정우산업개발(주)	제주특별자치도 제주시 애월읍 소길리 산120번지	황수명	064-799-8088	8,703	3	200톤/시간			미보유	26~50mm	0	22,460	150,000	20090618	36,287
		제이엘산업(주)	제주특별자치도 제주시 용남길 3 (용담일동)	정창우	064-748-3332	9,370	3	죠크락샤	죠크락샤	콘크락샤	미보유		1	22,032	130,000	20120807	2,141
		제주산업(주)	제주특별자치도 제주시 독짓골2길 19 (도남동,아산아파트)100호	조경식	721-8882	81,163	8	식	식	식	미보유		1	30,650	118,747	19950621	188,149
		홍남개발(주)	제주특별자치도 제주시 조천읍 북촌리 1012번지	김주언	064-783-8221	24,266	4	200톤/시간			미보유	26~50mm	1	17,390	100,000	20090327	60,468
	서귀포시	(주)동화산업	제주특별자치도 서귀포시 표선면 하천리 2538번지	이종진	064-744-8891	9,930	3	크랏샤			미보유		16	12,771	20,000	20130306	16,199
		(주)제주산업서귀포	제주특별자치도 서귀포시 색달동 산 8-5번지	부공환	064-738-8882	9,900	5	150HPX1식	50HPX2식	150HPX1식	미보유	6~25mm	13	10,272	29,000	20110718	32,851
		동남산업(주)	제주특별자치도 서귀포시 토평동 1853-1	이추자	064-732-3653	9,158	3		-DMJ-4230DMIC-		미보유	26~50mm, 6~25mm	0	11,155	20,000	20080729	64,432
		성진산업(주)	제주특별자치도 서귀포시 남원읍 위미리 4562번지	양창인	064-764-5650	5,088	5	죠크라샤	임펙트크라샤		미보유	26~50mm, 5mm	0	14,984	5,000	20120605	69,980
		일승산업주식회사	제주특별자치도 서귀포시 성산읍 삼달리 1902번지	손성엽	064-763-5413	9,930	7	110kW*8P 1식,110kW*8P 1식			미보유	26~50mm	0	13,800	30,000	20110113	12,569

9. 생활폐기물 관리예산

가. 2014년도 생활폐기물 관리예산

(단위:천원)

구 분		총 계	국 비	지 방 비				차 관	지 방 채	2013년 세입 수수료	기 타
시도	시군구			소 계	(광역시도에서만 작성)	(지자체 시군구에서만 작성)					
					자체 예산	시도지원예산	자체예산				
전국	합계	4,110,786,308	165,210,275	3,248,620,227	215,005,604	62,035,302	2,971,579,321	0	66,053,571	630,902,235	0
서울	소계	679,843,294	0	633,954,572	129,607,619	34,711,035	469,635,918	0	6,385,571	39,503,151	0
	서울시	129,607,619		129,607,619	129,607,619						
	종로구	20,892,680		20,004,908		0	20,004,908			887,772	
	중구	22,979,357		21,519,208		253,824	21,265,384	0	0	1,460,149	
	용산구	10,547,446		9,999,586		0	9,999,586	0	0	547,860	0
	성동구	23,056,536		20,524,743		0	20,524,743	0	0	2,531,793	0
	광진구	20,556,519		19,111,603		36,000	19,075,603	0	0	1,444,916	0
	동대문구	24,377,862		24,081,440			24,081,440			296,422	
	중랑구	22,572,860		17,727,775		0	17,727,775	0	0	4,845,085	0
	성북구	20,756,356		19,771,792		0	19,771,792	0	0	984,564	0
	강북구	20,088,906		17,947,800		33,934	17,913,866			2,141,106	
	도봉구	13,654,825		13,650,335			13,650,335	0	0	4,490	
	노원구	19,075,321		17,789,321			17,789,321			1,286,000	
	은평구	22,540,619		22,540,619		0	22,540,619	0	0	0	0
	서대문구	19,050,371		18,070,552		0	18,070,552	0	0	979,819	0
	마포구	24,782,695		23,668,301		0	23,668,301	0	0	1,114,394	0
	양천구	20,426,876		18,727,937		51,640	18,676,297	0	0	1,698,939	0
	강서구	25,240,186		25,240,186		13,500	25,226,686	0	0	0	0
	구로구	20,418,166		20,418,166		1,784,721	18,633,445	0	0	0	0
	금천구	12,892,026		12,479,690		0	12,479,690	0	0	412,336	0
	영등포구	23,802,715		21,675,258			21,675,258			2,127,457	
	동작구	21,279,232		17,353,619			17,353,619			3,925,613	
	관악구	21,960,360		20,827,504		95,416	20,732,088	0	0	1,132,856	0
	서초구	27,124,832		24,530,793		0	24,530,793	0	0	2,594,039	0
	강남구	42,451,682		32,420,000		32,420,000			6,385,571	3,646,111	
	송파구	30,657,094		27,408,183		22,000	27,386,183	0	0	3,248,911	0
	강동구	19,050,153		16,857,634			16,857,634			2,192,519	
부산	소계	325,981,461	59,034,900	220,316,288	0	4,515,379	215,800,909	0	0	46,630,273	0
	부산시	87,069,490	58,689,400	28,380,090		0	28,380,090			0	
	중구	9,994,706		8,622,853		80,100	8,542,753			1,371,853	
	서구	8,537,091		6,854,974		119,400	6,735,574			1,682,117	
	동구	10,732,473		9,148,473		177,673	8,970,800			1,584,000	
	영도구	16,239,765		9,752,765		166,700	9,586,065			6,487,000	
	부산진구	25,589,641	110,000	20,190,171		536,700	19,653,471			5,289,470	
	동래구	15,931,420		11,725,603		254,980	11,470,623			4,205,817	
	남구	14,894,178	115,500	14,554,791		524,300	14,030,491			223,887	
	북구	18,182,864	54,000	13,951,888		260,180	13,691,708			4,176,976	
	해운대구	26,197,396		20,042,404		421,150	19,621,254			6,154,992	
	사하구	16,715,334		16,711,107		296,902	16,414,205			4,227	
	금정구	15,430,340	30,000	11,803,758		158,662	11,645,096			3,596,582	
	강서구	4,941,520		4,238,520		53,200	4,185,320			703,000	
	연제구	13,795,974	36,000	10,997,762		765,106	10,232,656			2,762,212	
	수영구	15,274,717		12,305,717		311,708	11,994,009			2,969,000	
	사상구	17,027,073		13,146,933		363,418	12,783,515			3,880,140	
	기장군	9,427,479		7,888,479		25,200	7,863,279			1,539,000	

(단위:천원)

구 분		총 계	국 비	지 방 비				차 관	지 방 채	2013년 세입 수수료	기 타
시도	시군구			소 계	(광역시도에서만 작성)	(지자체 시군구에서만 작성)					
					자체 예산	시도지원예산	자체예산				
대구	소계	261,412,061	13,862,100	159,959,118	34,788,950	626,500	124,543,668	0	59,528,000	28,062,843	0
	대구시	107,763,950	13,447,000	34,788,950	34,788,950				59,528,000		
	중구	12,752,097	117,300	11,258,167		90,900	11,167,267			1,376,630	
	동구	21,013,031	300	17,325,731		20,000	17,305,731			3,687,000	
	서구	7,534,022		5,414,022		30,000	5,384,022			2,120,000	
	남구	13,385,418	93,500	11,406,918		136,833	11,270,085			1,885,000	
	북구	24,513,396		19,300,396		30,200	19,270,196			5,213,000	
	수성구	28,717,234	103,200	23,299,776		155,167	23,144,609	0	0	5,314,258	
	달서구	34,818,513	100,800	27,514,758		133,400	27,381,358			7,202,955	
	달성군	10,914,400		9,650,400		30,000	9,620,400			1,264,000	
인천	소계	174,057,039	657,586	139,593,309	0	1,515,410	138,077,899	0	0	33,806,144	0
	인천시	0		0							
	중구	13,223,188		11,480,282		0	11,480,282			1,742,906	
	동구	7,023,714	56,000	6,967,714		65,000	6,902,714				
	남구	25,323,737		19,996,037		66,800	19,929,237			5,327,700	
	연수구	17,772,581	0	13,995,955		0	13,995,955			3,776,626	
	남동구	34,900,409	80,000	27,099,154		240,000	26,859,154	0	0	7,721,255	0
	부평구	28,462,006	180,000	21,181,838		210,000	20,971,838			7,100,168	
	계양구	17,743,800	200,000	17,543,800		618,982	16,924,818				
	서구	16,782,731		11,542,164			11,542,164			5,240,567	
	강화군	4,103,905	22,450	3,389,455		56,500	3,332,955			692,000	
	옹진군	3,580,004	119,136	3,049,946		258,128	2,791,818			410,922	
	경제청	5,140,964		3,346,964			3,346,964			1,794,000	
광주	소계	77,774,249	115,512	51,703,755	0	983,635	50,720,120	0	0	25,954,982	0
	광주시	0		0							
	동구	7,571,678		5,394,344		42,350	5,351,994			2,177,334	
	서구	19,094,270		12,858,931		18,460	12,840,471			6,235,339	
	남구	12,232,820	115,512	9,074,308		922,825	8,151,483			3,043,000	
	북구	17,656,167		9,724,167			9,724,167			7,932,000	
	광산구	21,219,314		14,652,005		0	14,652,005	0	0	6,567,309	0
대전	소계	128,071,344	13,268,930	87,767,404	22,631,670	998,278	64,137,456	0	0	27,035,010	0
	대전시	35,745,670	13,114,000	22,631,670	22,631,670						
	동구	13,306,831	94,430	8,804,917		187,678	8,617,239	0	0	4,407,484	0
	중구	13,676,471	0	8,832,766		0	8,832,766	0	0	4,843,705	0
	서구	27,403,114	48,200	18,299,814		380,100	17,919,714	0	0	9,055,100	0
	유성구	21,001,207	12,000	15,713,207		112,500	15,600,707	0	0	5,276,000	0
	대덕구	16,938,051	300	13,485,030		318,000	13,167,030	0	0	3,452,721	0
울산	소계	104,147,820	163,682	80,218,338	19,220,238	758,796	60,239,304	0	0	23,765,800	0
	울산시	24,231,138	9,100	19,220,238	19,220,238					5,001,800	
	중구	13,256,775		9,970,775		116,469	9,854,306			3,286,000	
	남구	27,326,389		20,401,389		189,753	20,211,636			6,925,000	
	동구	12,804,152		9,861,152		34,307	9,826,845			2,943,000	
	북구	12,576,287	102,000	9,430,287		171,507	9,258,780			3,044,000	
	울주군	13,953,079	52,582	11,334,497		246,760	11,087,737			2,566,000	
세종	소계	9,803,000	0	8,519,000	8,519,000	0	0	0	0	1,284,000	0
	세종시	9,803,000		8,519,000	8,519,000					1,284,000	
경기	소계	852,617,932	1,924,563	671,343,540	193,127	2,084,887	669,065,526	0	0	179,349,829	0
	경기도	193,127		193,127	193,127						
	수원시	48,117,085		25,700,291			25,700,291			22,416,794	
	성남시	46,034,467		31,580,048			31,580,048			14,454,419	
	의정부시	43,921,727		34,788,727		23,220	34,765,507			9,133,000	

(단위:천원)

구 분		총 계	국 비	지 방 비				차 관	지 방 채	2013년 세입 수수료	기 타
시도	시군구			소 계	(광역시도에서만 작성)	(지자체 시군구에서만 작성)					
					자체 예산	시도지원예산	자체예산				
경기	안양시	58,247,152		45,358,152			45,358,152			12,889,000	
	부천시	69,871,164		56,024,988			56,024,988			13,846,176	
	광명시	34,928,507		31,135,158			31,135,158			3,793,349	
	평택시	34,255,921	8,690	29,882,217		17,380	29,864,837			4,365,014	
	동두천시	9,911,781		8,555,844		2,280	8,553,564			1,355,937	
	안산시	58,670,197	320	45,985,362		640	45,984,722			12,684,515	
	고양시	6,504,110		6,409,699			6,409,699			94,411	
	과천시	10,133,634		8,381,678		2,430	8,379,248			1,751,956	
	구리시	18,089,068	130	15,174,938		390	15,174,548			2,914,000	
	남양주시	31,472,753		23,872,059			23,872,059			7,600,694	
	오산시	22,561,344	460,080	19,545,327		539,187	19,006,140			2,555,937	
	시흥시	33,234,109	200	24,458,799		3,480	24,455,319			8,775,110	
	군포시	33,917,529		24,241,760		173,780	24,067,980			9,675,769	
	의왕시	14,707,401	583,000	12,156,401		0	12,156,401	0		1,968,000	
	하남시	12,499,117	100	10,966,045		2,580	10,963,465			1,532,972	
	용인시	62,802,109	109,500	51,956,684		925,440	51,031,244			10,735,925	
	파주시	23,868,874		18,085,973			18,085,973			5,782,901	
	이천시	31,939,167	272,683	26,182,049		53,600	26,128,449			5,484,435	
	안성시	9,513,286	100,000	7,339,454		0	7,339,454	0	0	2,073,832	0
	김포시	23,102,047	10,500	19,440,499		48,830	19,391,669			3,651,048	
	화성시	25,243,208		19,548,436			19,548,436			5,694,772	
	광주시	23,715,459	47,390	20,478,225		9,480	20,468,745			3,189,844	
	양주시	19,169,623	2,170	15,845,217		2,010	15,843,207			3,322,236	
	포천시	18,141,943	25,190	15,073,753		16,760	15,056,993	0	0	3,043,000	0
	여주시	8,014,163	221,900	6,520,424		146,960	6,373,464			1,271,839	
	연천군	6,093,827		5,266,300		12,900	5,253,400			827,527	
	가평군	8,933,045	78,300	7,407,494		64,380	7,343,114			1,447,251	
	양평군	4,810,988	4,410	3,788,412		39,160	3,749,252			1,018,166	
강원	소계	167,062,455	10,870,300	131,878,456	0	6,627,961	125,250,495	0	0	24,313,699	0
	강원도	0		0							
	춘천시	24,355,580	301,560	19,610,300		19,720	19,590,580			4,443,720	
	원주시	48,670,296	8,710,000	32,943,296		6,488,000	26,455,296			7,017,000	
	강릉시	27,973,007	232,740	24,953,267		31,521	24,921,746			2,787,000	
	동해시	9,044,409		7,436,129			7,436,129			1,608,280	
	태백시	2,816,440	46,900	1,342,228		2,100	1,340,128			1,427,312	
	속초시	5,247,400		4,079,400			4079400			1168000	
	삼척시	2,082,697	138,600	1,302,440		17,370	1,285,070			641,657	
	홍천군	9,291,569		8,202,377			8,202,377			1,089,192	
	횡성군	4,785,881	250,000	4,105,881			4,105,881			430,000	
	영월군	6,087,741		5,634,989			5,634,989			452,752	
	평창군	5,367,310		4,815,310			4,815,310			552,000	
	정선군	4,592,457		4,130,050			4,130,050			462,407	
	철원군	4,260,810		3,724,149			3,724,149			536,661	
	화천군	3,233,012		2,988,651			2,988,651			244,361	
	양구군	570,940	131,200	413,140		5,250	407,890			26,600	
	인제군	1,738,243		1,577,841			1,577,841			160,402	
	고성군	3,785,682	909,300	2,300,027			2,300,027			576,355	
	양양군	3,158,981	150,000	2,318,981		64,000	2,254,981			690,000	
충북	소계	145,283,624	1,798,960	121,444,227	0	587,400	120,856,827	0	0	22,040,437	0

(단위:천원)

구 분		총 계	국 비	지 방 비				차 관	지 방 채	2013년 세입 수수료	기 타
시도	시군구			소 계	(광역시도에서만 작성)	(지자체 시군구에서만 작성)					
					자체 예산	시도지원예산	자체예산				
충북	충북도	0	0	0						0	
	청주시	51,881,960		39,609,960		413,600	39,196,360			12,272,000	
	충주시	26,727,660		23,724,660			23,724,660			3,003,000	
	제천시	22,403,143	1,663,000	19,292,503		65,000	19,227,503			1,447,640	
	청원군	5,013,070		3,570,070			3,570,070			1,443,000	
	보은군	2,570,550		2,368,350			2,368,350			202,200	
	옥천군	5,191,486		4,685,486			4,685,486			506,000	
	영동군	5,012,000		4,456,000			4,456,000			556,000	
	증평군	3,032,644		2,550,177			2,550,177			482,467	
	진천군	9,226,459		8,665,810		0	8,665,810	0	0	560,649	0
	괴산군	1,917,616	104,460	1,531,156		69,800	1,461,356			282,000	
	음성군	8,129,044		7,173,373			7,173,373			955,671	0
	단양군	4,177,992	31,500	3,816,682		39,000	3,777,682	0	0	329,810	0
충남	소계	213,358,489	10,857,000	161,368,616	0	5,055,756	156,312,860	0	0	41,132,873	0
	충남도	0		0							
	천안시	74,386,482	6,069,000	50,298,470		2,888,000	47,410,470			18,019,012	
	공주시	8,612,543	87,580	7,291,850		27,580	7,264,270			1,233,113	
	보령시	1,052,730	0	0		0	0	0	0	1,052,730	0
	아산시	39,317,110	4,038,380	22,214,221		410,480	21,803,741			13,064,509	
	서산시	17,851,246	24,540	16,214,706		26,540	16,188,166	0	0	1,612,000	0
	논산시	13,209,229	174,750	11,370,479		84,250	11,286,229			1,664,000	
	계룡시	3,628,855	0	3,075,855		1,000	3,074,855			553,000	
	당진시	9,877,532	90,300	9,787,232		38,300	9,748,932				
	금산군	8,087,227		7,665,602		1,437,157	6,228,445			421,625	
	부여군	4,243,119		4,065,312			4,065,312			177,807	
	서천군	7,088,415	312,000	6,296,441		83,785	6,212,656	0	0	479,974	0
	청양군	2,173,243	31,000	2,026,948		28,214	1,998,734	0	0	115,295	
	홍성군	7,488,527		6,076,602			6,076,602			1,411,925	
	예산군	7,009,423	29,450	6,379,817		30,450	6,349,367			600,156	
	태안군	9,332,808		8,605,081			8,605,081			727,727	
전북	소계	159,238,387	15,824,448	128,689,380	0	133,358	128,556,022	0	0	14,724,559	0
	전북도	0		0							
	전주시	52,045,057	3,813,000	48,220,058		2,250	48,217,808	0	0	11,999	
	군산시	31,583,980	200,290	26,703,690		30,725	26,672,965	0	0	4,680,000	0
	익산시	22,524,181		17,673,183			17,673,183			4,850,998	
	정읍시	15,599,074	5,707,400	8,722,494		8,500	8,713,994			1,169,180	
	남원시	8,349,751	2,808,390	4,503,718		7,000	4,496,718			1,037,643	
	김제시	4,174,362	105,280	3,366,647		18,750	3,347,897			702,435	
	완주군	3,978,252		3,181,947		4,500	3,177,447			796,305	
	진안군	1,521,558	41320	1,372,800		18800	1354000			107,438	
	무주군	4,403,046	742,340	3,375,179		4,100	3,371,079			285,527	
	장수군	2,186,153	46,598	2,028,572		6,843	2,021,729			110,983	
	임실군	2,810,824	80,400	2,533,424		2,500	2,530,924			197,000	
	순창군	2,542,835	1,345,700	998,680			998,680			198,455	
	고창군	1,568,643		1,546,643			1,546,643			22,000	
	부안군	5,950,671	933,730	4,462,345		29,390	4,432,955			554,596	
전남	소계	169,334,692	6,392,663	138,733,391	0	438,807	138,294,584	0	140,000	24,068,638	0
	전남도	0		0							
	목포시	14,308,323		10,329,442		0	10,329,442	0	0	3,978,881	0
	여수시	24,085,262		19,984,426			19,984,426			4,100,836	
	순천시	34,965,791	8,500	28,618,970		5,893	28,613,077			6,338,321	
	나주시	12,033,228	2,223,300	9,033,719		16,622	9,017,097			776,209	
	광양시	12,308,000		9,863,000			9,863,000			2,445,000	

(단위:천원)

구 분		총 계	국 비	지 방 비				차 관	지 방 채	2013년 세입 수수료	기 타
시도	시군구			소 계	(광역시도에서만 작성)	(지자체 시군구에서만 작성)					
					자체 예산	시도지원예산	자체예산				
전남	담양군	4,605,387		4,144,816			4,144,816			460,571	
	곡성군	2,164,283		1,947,650			1,947,650			216,633	
	구례군	2,868,352		2,622,352			2,622,352			246,000	
	고흥군	6,917,000		6,298,000		0	6,298,000	0	0	619,000	0
	보성군	3,490,000		3,295,147			3,295,147			194,853	
	화순군	3,786,490		3,150,593		102,719	3,047,874			635,897	
	장흥군	3,268,184		3,213,184		9,380	3,203,804			55,000	
	강진군	2,278,798	200,000	1,704,728		26,842	1,677,886			374,070	
	해남군	7,646,550	1,538,857	5,394,384		101,346	5,293,038			713,309	
	영암군	3,888,529		3,772,548		23,087	3,749,461			115,981	
	무안군	9,720,777	948,150	7,985,627		63,769	7,921,858	0	0	787,000	
	함평군	1,736,443	20,500	1,434,943		15,090	1,419,853			281,000	
	영광군	1,069,860	20,500	575,130		17,022	558,108	0	0	474,230	0
	장성군	4,961,198	240,000	4,155,336		10,600	4,144,736		140,000	425,862	
	완도군	4,852,956	227,500	4,169,065		9,018	4,160,047			456,391	
	진도군	4,868,270	40,956	4,579,718		33,819	4,545,899			247,596	
	신안군	3,511,011	924,400	2,460,613		3,600	2,457,013	0	0	125,998	0
경북	소계	263,223,682	11,194,800	219,936,892	0	884,600	219,052,292	0	0	32,091,990	0
	경북도	0		0							
	포항시	54,377,000	5,814,800	40,485,200		39,050	40,446,150			8,077,000	
	경주시	28,764,298	3,900	24,807,498		15,000	24,792,498	0	0	3,952,900	0
	김천시	11,740,436	18,000	10,677,436		26,600	10,650,836			1,045,000	
	안동시	22,200,455	2,425,000	18,249,455		89,600	18,159,855	0	0	1,526,000	0
	구미시	36,292,112	155,500	29,457,522		157,350	29,300,172			6,679,090	
	영주시	6,882,349		6,000,349		41,400	5,958,949			882,000	
	영천시	8,051,135	50,000	6,920,835		36,800	6,884,035			1,080,300	
	상주시	2,002,130	15,200	1,268,930		91,500	1,177,430			718,000	
	문경시	13,105,273		12,168,121		12,000	12,156,121			937,152	
	경산시	28,593,966	2,220,000	23,189,966		22,000	23,167,966			3,184,000	
	군위군	2,541,421	15,000	2,369,421		27,200	2,342,221			157,000	
	의성군	5,334,977	90,000	4,978,050		64,000	4,914,050			266,927	
	청송군	2,934,473		2,809,552			2,809,552			124,921	
	영양군	1,825,598		1,694,272			1,694,272			131,326	
	영덕군	4,581,444	5,900	4,217,623		66,000	4,151,623			357,921	
	청도군	4,155,204	3,000	4,152,204		14,000	4,138,204				
	고령군	1,992,013	160,800	1,598,723		11,000	1,587,723			232,490	
	성주군	2,842,800		2,552,800			2,552,800			290,000	
	칠곡군	10,032,371	1,500	8,567,871		12,000	8,555,871			1,463,000	
	예천군	1,158,242	46,000	836,800		42,000	794,800			275,442	
	봉화군	4,685,430	166,200	4,346,462		112,300	4,234,162			172,768	
	울진군	6,878,142	4,000	6,388,142		4,800	6,383,342			486,000	
	울릉군	2,252,413		2,199,660			2,199,660			52,753	
경남	소계	298,361,955	11,626,141	232,126,276	0	2,113,500	230,012,776	0	0	54,609,538	0
	경남도	0		0							
	창원시	83,133,428	2,940,300	61,388,857		1,589,800	59,799,057			18,804,271	
	진주시	26,690,751		21,133,751		33,700	21,100,051			5,557,000	
	통영시	15,862,761		14,812,761			14,812,761			1,050,000	
	사천시	12,140,038	112,000	10,209,680		11,500	10,198,180			1,818,358	
	김해시	42,080,781	9,000	33,505,134		415,500	33,089,634			8,566,647	
	밀양시	8,612,569	10,800	7,119,769		5,700	7,114,069			1,482,000	
	거제시	27,521,290	1,141,641	19,732,649			19,732,649			6,647,000	

(단위:천원)

구 분		총 계	국 비	지 방 비				차 관	지 방 채	2013년 세입 수수료	기 타
시도	시군구			소 계	(광역시도에서만 작성)	(지자체 시군구에서만 작성)					
					자체 예산	시도지원예산	자체예산				
경남	양산시	26,914,057		22,175,057			22,175,057			4,739,000	
	의령군	2,900,696	11,000	2,618,696		10,100	2,608,596			271,000	
	함안군	7,613,366	62,600	6,737,511		3,900	6,733,611			813,255	
	창녕군	2,911,060		2,398,060			2,398,060			513,000	
	고성군	16,000,035	5,952,000	9,337,035			9,337,035			711,000	
	남해군	4,175,686		3,529,686			3,529,686			646,000	
	하동군	5,263,164	787,800	3,838,591		27,700	3,810,891			636,773	
	산청군	2,719,817		2,261,333		15,600	2,245,733			458,484	
	함양군	4,711,000	599,000	3,585,000			3,585,000			527,000	
	거창군	7,049,964	0	6,220,153		0	6,220,153			829,811	
	합천군	2,061,492		1,522,553			1,522,553			538,939	
제주	소계	81,214,824	7,618,690	61,067,665	45,000	0	61,022,665	0	0	12,528,469	0
	제주도	45,000		45,000	45,000						
	제주시	53,294,487	4,795,610	38,204,776			38,204,776			10,294,101	
	서귀포시	27,875,337	2,823,080	22,817,889			22,817,889			2,234,368	

9. 생활폐기물 관리예산

나. 2013년도 생활폐기물 관리예산 집행내역

(단위:천원)

구분		총 계	사 업 비 내 역									
			시 설 설 치 비			수 집 . 운 반 등 처 리 비						
시도	시군구		소 계	매립시설	기타시설	소 계	인건비	차량운영비	장비구입비	위탁처리비	시설관리운영비	기 타
전국	합계	3,117,222,665	297,424,102	56,450,832	240,973,270	2,819,798,563	840,043,335	67,245,870	29,985,284	1,273,340,485	349,189,071	259,994,518
서울	소계	593,724,758	0	0	0	593,724,758	201,770,685	11,527,412	6,312,613	192,591,240	107,353,934	74,168,874
	서울시	124,325,776	0			124,325,776	567,404				81,364,446	42,393,926
	종로구	19,980,598	0	0	0	19,980,598	10,591,688	676,195	1,677,280	5,203,757	116,515	1,715,163
	중구	20,565,480	0			20,565,480	10,781,773	507,871	68,516	8,298,962	746,816	161,542
	용산구	10,057,374	0			10,057,374	172,438	421,982	0	7,767,988	996,896	698,070
	성동구	17,506,887	0			17,506,887	9,346,488	520,164	555,605	3,294,801	3,265,818	524,011
	광진구	20,525,523	0			20,525,523	9,162,297	541,752	261,612	5,868,752	582,222	4,108,888
	동대문구	24,081,440	0			24,081,440	9,623,400	583,020		3,198,626	6,120,606	4,555,788
	중랑구	17,349,335	0			17,349,335	6,468,212	416,648	10,077	8,216,536	407,509	1,830,353
	성북구	21,671,117	0			21,671,117	9,898,835	492,957	145,556	6,088,013	1,256,720	3,789,036
	강북구	13,283,057	0			13,283,057	7,353,665	470,639	62,281	5,067,446	329,026	
	도봉구	13,990,302	0			13,990,302	5,886,286	331,639	64,298	2,548,599	3,933,981	1,225,499
	노원구	17,949,199	0			17,949,199	10,693,838	635,289	118,111	5,129,288	22,202	1,350,471
	은평구	21,203,748	0			21,203,748	10,739,713	436,292	47,340	6,889,211	3,080,119	11,073
	서대문구	12,485,564	0			12,485,564	7,140,280	511,210	43,879	4,776,827	13,368	0
	마포구	22,627,822	0			22,627,822	11,272,965	667,711	591,843	9,363,763	250,679	480,861
	양천구	14,719,559	0			14,719,559	6,243,229	223,696	160,750	8,069,884	22,000	0
	강서구	24,304,109	0			24,304,109	10,099,305	637,634	37,973	12,324,858	27,701	1,176,638
	구로구	12,366,921	0			12,366,921	8,203,851	0	0	4,163,070	0	0
	금천구	10,828,181	0			10,828,181	5,472,969	342,473	285,665	4,508,980	218,094	0
	영등포구	21,675,258	0			21,675,258	10,285,991	742,385	564,385	9,638,280	444,217	
	동작구	12,325,720	0			12,325,720	5,804,525	597,988		2,923,051	346,156	2,654,000
	관악구	16,894,706	0			16,894,706	10,323,975	655,650	0	5,720,663	194,418	0
	서초구	25,068,891	0			25,068,891	6,182,263	360,418	238,544	14,101,653	141,563	4,044,450
	강남구	35,506,564	0			35,506,564	4,571,442	44,639	66,039	25,755,266	2,803,154	2,266,024
	송파구	27,396,511	0			27,396,511	8,348,524	400,072	1,312,859	16,784,935	550,121	0
	강동구	15,035,116	0			15,035,116	6,535,329	309,088		6,888,031	119,587	1,183,081
부산	소계	239,191,424	54,711,510	2,585,385	52,126,125	184,479,914	70,468,294	1,621,518	3,886,646	94,970,665	1,499,518	12,033,273
	부산시	54,499,385	54,499,385	2,585,385	51,914,000	0						
	중구	8,110,531	0			8,110,531	3,604,087	103,728	191,257	4,005,492	154,879	51,088
	서구	9,070,490	0			9,070,490	3,031,370	83,785	118,400	5,635,217	52,617	149,101
	동구	9,148,473	212,125		212,125	8,936,348	4,305,752	200,608	2,454	3,874,308	61,693	491,533
	영도구	10,823,387	0			10,823,387	3,481,682	122,027	241,000	5,124,866	101,321	1,752,491
	부산진구	15,572,671	0			15,572,671	6,464,169	211,802	0	8,896,700	0	0
	동래구	11,635,603	0			11,635,603	2,934,792	92,740	386,529	7,775,440	65,733	380,369
	남구	13,914,762	0			13,914,762	4,186,451	96,478	426,863	8,635,010	71,091	498,869
	북구	11,010,981	0			11,010,981	3,895,815	31,067	165,715	6,874,200	44,184	
	해운대구	20,171,681	0			20,171,681	16,102,521	182,456	733,126	2,318,425	58,461	776,692
	사하구	16,014,000	0			16,014,000	6,261,001		144,000	7,303,148	90,000	2,215,851
	금정구	11,833,758	0			11,833,758	2,906,211	146,055	40,509	8,083,566		657,417
	강서구	3,162,170	0			3,162,170	434,408	12,840	407,000	1,942,918	260,300	104,704
	연제구	11,033,762	0			11,033,762	2,779,859	117,595	511,500	6,993,938	82,170	548,700
	수영구	12,277,912	0			12,277,912	4,689,690	174,291	123,664	4,744,650	281,840	2,263,777
	사상구	12,820,459	0			12,820,459	4,001,654		276,885	7,787,234	175,229	579,457
	기장군	8,091,399	0			8,091,399	1,388,832	46,046	117,744	4,975,553		1,563,224

(단위:천원)

구분		총 계	사업비내역									
			시 설 설 치 비			수 집 . 운 반 등 처 리 비						
시도	시군구		소 계	매립시설	기타시설	소 계	인건비	차량운영비	장비구입비	위탁처리비	시설관리운영비	기 타
대구	소계	120,518,332	13,427,900	0	13,427,900	107,090,432	59,850,946	3,739,046	1,296,522	35,447,747	223,691	6,532,480
	대구시	13,427,900	13,427,900		13,427,900	0						
	중구	9,856,253	0			9,856,253	7,882,283	433,462	228,470	1,208,595	103,443	
	동구	18,264,972	0			18,264,972	11,144,966	447,208	175,097	5,539,109	53,579	905,013
	서구	13,241,000	0			13,241,000	7,529,845	354,811	81,495	4,176,633		1,098,216
	남구	1,910,256	0			1,910,256				1,910,256		
	북구	18,348,978	0			18,348,978	9,167,437	445,950	418,841	6,101,674		2,215,076
	수성구	18,561,895	0			18,561,895	12,140,156	850,415	33,540	5,519,211	18,573	
	달서구	22,162,314	0			22,162,314	11,107,859		359,079	10,645,469	48,096	1,811
	달성군	4,744,764	0			4,744,764	878,400	1,207,200		346,800		2,312,364
인천	소계	128,774,788	3,956,400	0	3,956,400	124,818,388	42,368,217	4,305,095	717,552	62,954,953	3,127,050	11,345,521
	인천시	0	0			0						
	중구	11,154,926	0			11,154,926	4,516,412	242,309	0	5,145,678	0	1,250,527
	동구	4,943,208	0			4,943,208	2,287,952	118,536	188,490	2,348,230		
	남구	17,628,130	0			17,628,130	3,257,136	2,910,657	9,000	3,286,085		8,165,252
	연수구	8,505,215	0			8,505,215	4,872,963	87,078	26,187	2,188,373		1,330,614
	남동구	27,175,801	3,410,000		3,410,000	23,765,801	9,291,863	644,826	190,570	13,638,542	0	
	부평구	20,622,825	0			20,622,825	8,015,341	135,976	0	12,418,645		52,863
	계양구	17,302,180	0			17,302,180	6,250,846	154,713	80,305	10,752,953	31,544	31,819
	서구	11,532,457	0			11,532,457				11,532,457		
	강화군	3,169,000	0	0	0	3,169,000	2,281,000	0	223,000	429,000	80,000	156,000
	옹진군	3,169,082	546,400	0	546,400	2,622,682	1,594,704	11,000	0	104,900	553,632	358,446
	경제청	3,571,964	0			3,571,964				1,110,090	2,461,874	
광주	소계	52,829,264	0	0	0	52,829,264	26,756,794	2,213,314	587,670	16,287,425	365,746	6,618,315
	광주시	0	0			0						
	동구	5,143,807	0			5,143,807		5,654		5,138,153		
	서구	13,706,967	0			13,706,967	5,335,338	773,597	431,598	3,220,605		3,945,829
	남구	11,366,543	0			11,366,543	4,291,744			5,772,150		1,302,649
	북구	9,724,168	0			9,724,168	6,863,241	969,272	156,072		365,746	1,369,837
	광산구	12,887,779	0			12,887,779	10,266,471	464,791		2,156,517		
대전	소계	87,745,198	6,431,996	915,329	5,516,667	81,313,202	30,152,269	1,121,993	337,568	44,543,259	0	5,158,113
	대전시	22,624,425	6,431,996	915,329	5,516,667	16,192,429				16,192,429		
	동구	8,051,903	0	0	0	8,051,903	6,810,379	201,219	40,305	1,000,000	0	0
	중구	17,121,445	0	0	0	17,121,445	6,899,173	76,000	44,214	7,194,036	0	2,908,022
	서구	14,279,395	0	0	0	14,279,395	7,655,608	844,774	253,049	4,100,364	0	1,425,600
	유성구	12,183,000	0	0	0	12,183,000	3,523,000	0	0	8,660,000	0	0
	대덕구	13,485,030	0	0	0	13,485,030	5,264,109	0	0	7,396,430	0	824,491
울산	소계	99,500,620	16,667,143	1,527,000	15,140,143	82,833,477	17,943,866	1,239,905	703,542	24,644,802	627,044	37,674,318
	울산시	47,474,996	16,667,143	1,527,000	15,140,143	30,807,853	1,006,639	174,686			17,484	29,609,044
	중구	8,251,879	0			8,251,879	2,830,062	29,114	5,760	2,330,943		3,056,000
	남구	13,789,650	0			13,789,650	4,269,728	446,983	309,131	8,745,339	18,469	
	동구	8,652,059	0			8,652,059	3,957,413	183,485	88,500	4,061,467	249,170	112,024
	북구	8,426,977	0			8,426,977	2,755,422	232,103	123,413	2,382,009	209,608	2,724,422
	울주군	12,905,059	0			12,905,059	3,124,602	173,534	176,738	7,125,044	132,313	2,172,828
세종	소계	5,451,000	0	0	0	5,451,000	2,100,000	500,000	0	699,000	1,884,000	268,000
	세종시	5,451,000	0			5,451,000	2,100,000	500,000		699,000	1,884,000	268,000
경기	소계	625,327,400	54,861,325	0	54,861,325	570,466,075	95,101,322	11,272,472	3,092,303	331,436,529	82,390,083	47,173,366
	경기도	0	0			0						
	수원시	25,700,290	0			25,700,290	14,537,575	4,902,483	0	6,260,232	0	0
	성남시	27,577,500	206,320		206,320	27,371,180				27,371,180		

(단위:천원)

구분		총 계	사업비내역									
			시 설 설 치 비			수 집 . 운 반 등 처 리 비						
시도	시군구		소 계	매립시설	기타시설	소 계	인건비	차량운영비	장비구입비	위탁처리비	시설관리운영비	기 타
경기	의정부시	25,145,649	2,216,000		2,216,000	22,929,649	305,798	70,011		22,196,000	357,840	
	안양시	66,712,239	25,663,983		25,663,983	41,048,256	11,863,990	217,527	107,493	25,612,238	105,591	3,141,417
	부천시	51,608,564	0			51,608,564				26,375,649	11,333,926	13,898,989
	광명시	25,678,831	0			25,678,831	1,152,220	18,180		22,241,381		2,267,050
	평택시	25,476,123	0			25,476,123	166,876	144,837	431,743	23,487,328	1,168,223	77,116
	동두천시	8,455,294	0			8,455,294	1,929,241	164,140		3,602,477	409,388	2,350,048
	안산시	41,318,775	0			41,318,775	5,800,140	678,294	380,249	17,737,800	14,265,032	2,457,260
	고양시	59,658,862	19,519,424		19,519,424	40,139,438	302,262		36,034	20,035,284	9,539,598	10,226,260
	과천시	7,243,142	0			7,243,142			19,331	1,995,526	4,907,943	320,342
	구리시	11,541,230	0			11,541,230	1,698,239			3,997,295	5,845,696	
	남양주시	23,872,059	0			23,872,059				23,375,578	496,481	
	오산시	19,016,029	7,191,003		7,191,003	11,825,026	3,512,633	256,359		7,900,843	155,191	
	시흥시	22,670,952	0			22,670,952	4,737,230	456,432		13,310,958	2,713,997	1,452,335
	군포시	17,264,037	0			17,264,037	5,010,350	131,835	294,844	7,545,801	3,691,749	589,458
	의왕시	6,238,242	64,595		64,595	6,173,647	0	273,476	0	3,428,430	2,088,401	383,340
	하남시	13,029,859	0			13,029,859	6,339,043	539,385	0	290,595	1,406,070	4,454,766
	용인시	28,344,595	0			28,344,595	14,683,255	235,260	12,888	13,377,076	36,116	
	파주시	17,850,604	0			17,850,604				3,944,774	13,905,830	
	이천시	19,578,223	0			19,578,223	4,368,330	81,000		11,643,220	231,543	3,254,130
	안성시	11,490,454	0			11,490,454	5,438,164	1,312,774		850,000	3,301,000	588,516
	김포시	12,885,243	0			12,885,243	454,613	292,023	89,823	10,115,998	1,932,786	
	화성시	1,500,904	0			1,500,904	613,825	400,402		486,677		
	광주시	14,263,762	0			14,263,762	3,289,609			10,759,140	215,013	
	양주시	5,490,107	0			5,490,107				5,490,107		
	포천시	14,366,364	0			14,366,364	2,267,663	0	0	11,657,295	279,673	161,733
	여주시	5,896,113	0			5,896,113	3,230,000	700,000	363,500	1,135,287	467,326	0
	연천군	5,167,249	0			5,167,249	1,786,906	279,110	233,350	140,364	2,727,519	
	가평군	5,997,372	0			5,997,372	1,423,152	110,844	268,218	3,215,864	483,302	495,992
	양평군	4,288,733	0			4,288,733	190,208	8,100	854,830	1,856,132	324,849	1,054,614
강원	소계	145,588,154	21,810,544	13,407,909	8,402,635	123,777,610	47,437,927	1,966,669	1,924,385	55,465,294	10,497,194	6,486,141
	강원도	0	0			0						
	춘천시	21,921,765	91,572	91,572		21,830,193	10,222,266	164,299	495,479	7,092,589	252,608	3,602,952
	원주시	38,583,190	14,746,000	10,234,000	4,512,000	23,837,190				22,543,750	123,500	1,169,940
	강릉시	19,130,469	516,697	516,697		18,613,772	11,082,433	307,000	151,783	7,072,556		
	동해시	7,981,138	0			7,981,138	6,324,846	97,562	171,710	1,283,798		103,222
	태백시	2,750,263	273,600	273,600		2,476,663	2,044,287	-	26,021	150,959	255,396	(차량운영비 포함)
	속초시	4,079,400	0			4,079,400	550,000	105,000		1,723,000	1,701,400	
	삼척시	6,996,171	631,770	631,770		6,364,401	4,767,001			800,000	797,400	
	홍천군	7,953,983	0			7,953,983	1,459,243	81,320		6,340,020	73,400	
	횡성군	4,019,349	842,814	329,664	513,150	3,176,535	404,716	57,500	11,000	1,609,098	707,217	387,004
	영월군	4,383,639	0			4,383,639	1,623,544		95,116	481,581	1,956,028	227,370
	평창군	3,872,023	0			3,872,023	1,352,467	180,000	0	1,814,800	489,156	35,600
	정선군	3,650,370	0			3,650,370	2,756,347	184,321			709,702	
	철원군	4,102,463	1,009,991	677,686	332,305	3,092,472	130,935		328,946	1,537,000	1,079,391	16,200
	화천군	2,353,256	0			2,353,256	291,332	4,189	171,023	1,079,283	463,688	343,741
	양구군	1,516,580	409,100	205,920	203,180	1,107,480	321,748	25,800	0	76,860	152,960	530,112
	인제군	3,330,095	0			3,330,095	2,016,762	279,678	223,307		810,348	
	고성군	4,914,000	3,289,000	447,000	2,842,000	1,625,000	285,000	280,000	250,000	60,000	750,000	
	양양군	4,050,000	0			4,050,000	1,805,000	200,000	0	1,800,000	175,000	70,000

(단위:천원)

구분		총 계	사업비내역									
			시 설 설 치 비			수 집 . 운 반 등 처 리 비						
시도	시군구		소 계	매립시설	기타시설	소 계	인건비	차량운영비	장비구입비	위탁처리비	시설관리운영비	기 타
충북	소계	117,925,340	20,022,138	3,583,533	16,438,605	97,903,202	25,748,443	2,144,953	395,508	47,057,899	16,305,994	6,250,405
	충북도	0	0			0						
	청주시	43,745,960	11,873,869	3,583,533	8,290,336	31,872,091	10,692,000	971,000		15,310,091	4,143,000	756,000
	충주시	17,111,318	0			17,111,318	4,746,849	296,000	116,000	10,703,948	716,251	532,270
	제천시	22,555,749	8,148,269		8,148,269	14,407,480	3,085,638	216,848	37,884	5,666,780	865,884	4,534,446
	청원군	3,339,910	0			3,339,910	2,410,100	168,500	0	473,000	130,000	158,310
	보은군	2,368,350	0			2,368,350	320,000			1,682,750	365,600	
	옥천군	4,188,288	0			4,188,288	102,868	20,000	20,000	3,809,420	236,000	
	영동군	4,456,000	0			4,456,000	1,850,000	200,000		2,100,000	200,000	106,000
	증평군	1,646,254	0			1,646,254				1,208,160	438,094	
	진천군	7,866,206	0			7,866,206	0	0	0	2,509,236	5,356,970	0
	괴산군	1,757,857	0			1,757,857	837,000	93,000		490,000	337,857	
	음성군	6,074,852	0			6,074,852				3,104,514	2,970,338	
	단양군	2,814,596	0			2,814,596	1,703,988	179,605	221,624	0	546,000	163,379
충남	소계	116,168,128	3,492,110	0	3,492,110	112,676,018	30,442,447	3,571,365	2,191,726	50,619,642	22,276,516	3,574,322
	충남도	0	0			0						
	천안시	12,171,841	0			12,171,841	8,318,675	1,275,768	80,187			2,497,211
	공주시	7,094,093	638,993		638,993	6,455,100	3,697,000	343,000	25,155	2,130,980	258,965	
	보령시	8,296,327	0	0	0	8,296,327	951,828	57,274	39,512	7,015,799	155,104	76,810
	아산시	21,098,414	0			21,098,414	2,388,701	139,661		10,990,077	7,579,975	
	서산시	12,056,196	0			12,056,196	984,575	94,444	94,506	8,862,873	2,019,798	
	논산시	10,631,370	0			10,631,370	1,165,000	94,000	9,500	9,210,000	152,870	
	계룡시	4,128,440	0			4,128,440	879,983	72000	392,884	336,573	2,447,000	
	당진시	5,205,804	0			5,205,804	2,875,424	480,361	287,111	1,089,800	162,537	310,571
	금산군	5,139,977	0			5,139,977	2,701,000	285,704		917,996	1,235,277	
	부여군	4,065,312	0			4,065,312				4,065,312		
	서천군	7,680,192	2,853,117	0	2,853,117	4,827,075	368,956	97,569	0	2,865,318	1,495,232	0
	청양군	1,651,560	0			1,651,560	488,579	14,595	372,871	107,914	372,871	294,730
	홍성군	6,076,602	0			6,076,602	2,171,726	155,989	150,000	1,367,000	2,096,887	135,000
	예산군	5,730,000	0			5,730,000	2,234,000	336,000	240,000	60,000	2,600,000	260,000
	태안군	5,142,000	0			5,142,000	1,217,000	125,000	500,000	1,600,000	1,700,000	
전북	소계	146,764,731	4,723,925	2,644,420	2,079,505	142,040,806	35,372,303	3,381,704	1,326,494	70,361,860	26,480,849	5,117,596
	전북도	0	0			0						
	전주시	63,035,048	0			63,035,048	14,126,702	1,177,050	137,568	25,185,195	21,086,851	1,321,682
	군산시	24,987,920	0	0	0	24,987,920	2,084,389	317,670	179,958	21,242,607	385,306	777,990
	익산시	17,673,183	0			17,673,183				17,673,183		
	정읍시	8,722,331	0			8,722,331	3,209,430	124,773	356,629	4,135,764	220,077	675,658
	남원시	5,264,174	248,830	120,000	128,830	5,015,344	3,290,935	357,510	280,000	461,400	44,380	581,119
	김제시	5,964,628	318,675		318,675	5,645,953	2,337,550	388,963	195,539	834,078	219,648	1,670,175
	완주군	2,288,479	0			2,288,479	1,536,156	70,106	0	607,433	74,784	0
	진안군	2,984,661	1,618,396	1,588,396	30,000	1,366,265	1,046,584	136,561	66,800	39,000	77,320	
	무주군	3,109,675	1,220,000	400,000	820,000	1,889,675	1,329,412	17,000	10,000	4,000	438,291	90,972
	장수군	1,791,015	0			1,791,015	937,468	111,139			742,408	
	임실군	2,322,000	86,000	0	86,000	2,236,000	1,812,000	134,000	0	73,000	217,000	
	순창군	2,467,879	536,024	536,024		1,931,855	1,541,474	92,692		79,200	218,489	
	고창군	2,509,741	466,000		466,000	2,043,741		126,400		27,000	1,890,341	
	부안군	3,643,997	230,000	0	230,000	3,413,997	2,120,203	327,840	100,000		865,954	
전남	소계	159,354,621	37,168,268	8,400,716	28,767,552	122,186,353	37,991,462	10,792,622	1,954,252	50,940,475	16,854,794	3,652,748
	전남도	0	0			0						
	목포시	10,291,294	0			10,291,294	0	7,025,421	540,216	312,103	1,864,470	549,084

(단위:천원)

구분		총 계	사업비내역									
			시 설 설 치 비			수 집 . 운 반 등 처 리 비						
시도	시군구		소 계	매립시설	기타시설	소 계	인건비	차량운영비	장비구입비	위탁처리비	시설관리운영비	기 타
전남	여수시	18,778,031	0			18,778,031				18,778,031		
	순천시	33,246,076	16,090,965		16,090,965	17,155,111	7,564,699	394,971	292,197	7,563,027	1,288,898	51,319
	나주시	15,357,343	10,300,000	2,300,000	8,000,000	5,057,343	3,636,391	183,538	23,007	921,022	293,385	
	광양시	11,476,824	4,708,464	4,708,464		6,768,360				6,768,360		
	담양군	4,144,816	0			4,144,816	696,960	142,280		2,691,706	613,870	
	곡성군	1,676,477	0			1,676,477	866,000	62,000		694,758	53,719	
	구례군	4,234,176	0			4,234,176	1,593,000	174,000	30,000	923,598	1,513,578	
	고흥군	6,917,000	25,000	0	25,000	6,892,000	3,053,234	496,307	0	1,300,000	1,310,025	732,434
	보성군	3,490,000	0			3,490,000	2,309,000	8,000	0	0	1,137,000	36,000
	화순군	3,828,601	140,000	140,000		3,688,601	2,853,351	144,551	109,000	419,690	162,009	
	장흥군	2,851,628	0			2,851,628	1,460,000	160,000	158,500		1,073,128	
	강진군	3,159,400	0			3,159,400	2,045,300	130,500	0	71,421	885,979	26,200
	해남군	5,291,340	2,486,343	499,652	1,986,691	2,804,997	129,521	260,177	78,562	39,706	708,520	1,588,511
	영암군	3,749,461	0			3,749,461	1,626,357	231,271	160,000	61,340	1,670,493	
	무안군	6,779,933	0			6,779,933	2,281,532	163,001	0	4,325,142	10,258	0
	함평군	2,348,273	24,608		24,608	2,323,665	1,173,000	149,000	0	818,665	173,053	9,947
	영광군	1,370,769	0	0	0	1,370,769	188,000	255,000	0	862,800	64,969	0
	장성군	4,089,042	708,860		708,860	3,380,182	1,147,400	109,778	423,350	9,300	1,456,965	233,389
	완도군	8,576,814	1,851,428		1,851,428	6,725,386	2,120,000	390,000	35,000	3,604,806	575,580	
	진도군	4,348,598	80,000	0	80,000	4,268,598	1,781,717	202,827	29,420	730,000	1,098,770	425,864
	신안군	3,348,725	752,600	752,600	0	2,596,125	1,466,000	110,000	75,000	45,000	900,125	0
경북	소계	196,383,686	20,148,486	13,879,296	6,269,190	176,235,200	63,588,594	3,626,610	1,789,018	70,037,301	25,274,944	11,918,733
	경북도	0	0			0						
	포항시	38,400,000	1,004,410		1,004,410	37,395,590	17,225,791	1,005,272	366,400	8,882,910	4,435,873	5,479,344
	경주시	20,953,750	0			20,953,750	4,895,493	385,200	530,000	11,930,049	2,174,239	1,038,769
	김천시	3,793,000	0			3,793,000	3,463,000	140,000	190,000			
	안동시	16,914,539	2,520,547	2,420,547	100,000	14,393,992	4,656,550	167,343	64,518	7,396,501	1,611,204	497,876
	구미시	15,392,726	0			15,392,726	9,158,275	310,616	212,730	5,684,495	26,610	
	영주시	5,576,770	0			5,576,770	1,885,250	207,140	248,380	3,130,000	106,000	
	영천시	5,203,668	0			5,203,668	2,241,850	183,147		2,718,671	60,000	
	상주시	6,888,000	25,000		25,000	6,863,000	2,945,000	288,000	150,000	3,435,000	13,000	32,000
	문경시	3,544,107	0			3,544,107	2,501,571	119,650	24,000	760,000	118,576	20,310
	경산시	25,352,158	2,220,000		2,220,000	23,132,158	5,355,642			7,911,825	9,864,691	
	군위군	2,187,000	0			2,187,000	222,000			1,555,000	410,000	
	의성군	4,607,000	450,000	140,000	310,000	4,157,000	860,000	50,000	2,000	2,395,000	470,000	380,000
	청송군	2,672,147	0			2,672,147	1,198,797	118,000		891,000	346,000	118,350
	영양군	1,389,655	0			1,389,655	1,081,904	109,519			198,232	
	영덕군	2,444,897	1,190,000		1,190,000	1,254,897	712,000	48,356			369,045	125,496
	청도군	4,934,232	1,500,000	1,300,000	200,000	3,434,232	2,189,844	200,000			117,925	926,463
	고령군	1,517,839	0			1,517,839				1,221,916		295,923
	성주군	2,552,800	0			2,552,800				2,486,800		66,000
	칠곡군	8,398,756	0			8,398,756	748,861			4,940,875	1,790,595	918,425
	예천군	10,182,328	9,364,000	9,364,000		818,328	2,544	115		690,000	58,600	67,069
	봉화군	4,155,204	0			4,155,204	381,762	108,412		1,569,380	622,834	1,472,816
	울진군	6,798,152	654,749	654,749		6,143,403	908,035	126,424	990	2,437,879	2,190,183	479,892
	울릉군	2,524,958	1,219,780		1,219,780	1,305,178	954,425	59,416			291,337	
경남	소계	228,207,662	35,122,988	9,207,244	25,915,744	193,084,674	34,099,925	1,877,395	1,241,486	120,574,944	31,896,711	3,394,213
	경남도	0	0			0						
	창원시	77,937,321	12,508,109	857,137	11,650,972	65,429,212	14,161,992			46,934,595	4,332,625	
	진주시	10,281,237	0			10,281,237	2,417,219	200,042	299,058	7,364,918		

(단위:천원)

구분		총 계	사 업 비 내 역									
			시 설 설 치 비			수 집 . 운 반 등 처 리 비						
시도	시군구		소 계	매립시설	기타시설	소 계	인건비	차량운영비	장비구입비	위탁처리비	시설관리운영비	기 타
경남	통영시	17,228,639	7,140,000	400,000	6,740,000	10,088,639	763,624	63,931	58,526	7,918,576	867,649	416,333
	사천시	9,389,286	0			9,389,286	3,771,071	412,358	183,216	4,182,000	587,641	253,000
	김해시	31,984,664	4,943,000		4,943,000	27,041,664	829,425			24,430,254	489,628	1,292,357
	밀양시	7,341,000	0			7,341,000	1,201,646	62,000	71,966	5,194,394	273,369	537,625
	거제시	15,361,387	2,819,268	2,819,268		12,542,119				8,094,119	4,448,000	
	양산시	20,770,353	758,772		758,772	20,011,581	2,005,892		194,018	4,678,218	13,133,453	
	의령군	1,849,498	0			1,849,498	1,296,000	159,600	106,400	169,000	118,498	
	함안군	4,990,368	0			4,990,368	314,689		3,103	1,932,450	2,571,968	168,158
	창녕군	2,115,801	0			2,115,801	243,360			1,515,013	357,428	
	고성군	7,692,418	4,556,000	4,556,000	0	3,136,418	1,455,929	227,700	80,000	152,789	1,220,000	
	남해군	3,529,686	0	0		3,529,686	1,373,677	160,845	81,399	1,161,311	420,566	331,888
	하동군	4,456,282	0			4,456,282	1,730,690	278,165	26,000	62,330	2,141,126	217,971
	산청군	2,145,229	574,839	574,839		1,570,390	968,804	164,754	82,800	11,755	331,366	10,911
	함양군	4,023,000	1,823,000		1,823,000	2,200,000	1,457,000	148,000	55,000	230,000	260,000	50,000
	거창군	5,588,940	0	0	0	5,588,940	108,907	0	0	5,097,706	266,357	115,970
	합천군	1,522,553	0			1,522,553				1,445,516	77,037	
제주	소계	53,767,559	4,879,369	300,000	4,579,369	48,888,190	18,849,841	2,343,797	2,227,999	4,707,450	2,131,003	18,628,100
	제주도	45,000	0			45,000						45,000
	제주시	36,615,638	3,024,369		3,024,369	33,591,269	11,267,646	1,929,337	916,499		894,687	18,583,100
	서귀포시	17,106,921	1,855,000	300,000	1,555,000	15,251,921	7,582,195	414,460	1,311,500	4,707,450	1,236,316	

부록1 : 산업단지별 사업장배출시설계폐기물 발생 및 처리현황

(단위:톤/일)

구분		산업단지구분		발생량 및 처리현황		총계	가 연 성													
							소계	폐지류	폐목재류	폐합성고분자화합물				유기성오니류				동식물성 폐잔재물	폐식용유	기타
시도	시군구	단지유형	산업단지명							폐섬유류	폐합성 수지	폐합성 고무	폐피혁	폐수처리오니	공정오니	정수처리오니	하수처리오니			
전국	총계			발생량		74,499.1	11,320.6	57.7	476.5	105.1	3,211.1	204.5	15.4	3,765.1	391.6	1.7	813.7	1,281.3	10.9	986.0
				처리방법	매립	9,410.4	1,634.1	0.0	0.7	3.4	148.6	0.1	0.0	806.8	68.1	0.0	46.2	537.8	0.0	22.4
					소각	3,373.4	3,320.3	1.4	72.8	30.4	1,364.0	27.1	0.6	524.4	215.0	0.0	662.9	181.6	0.0	240.1
					재활용	60,241.5	5,140.4	56.3	403.0	71.3	1,698.5	177.3	14.8	1,221.7	100.8	1.7	104.6	556.1	10.9	723.4
					해역배출	1,473.8	1,225.8	0.0	0.0	0.0	0.0	0.0	0.0	1,212.2	7.7	0.0	0.0	5.8	0.0	0.1
부산	소계			발 생 량		567.2	96.3	0.0	4.7	0.0	61.0	4.8	6.1	2.2	0.0	0.0	3.4	11.9	0.0	2.2
				처리방법	매 립	120.7	3.7	0.0	0.0	0.0	3.4	0.0	0.0	0.0	0.0	0.0	0.0	0.1	0.0	0.2
					소 각	12.9	12.9	0.0	0.7	0.0	11.4	0.3	0.1	0.0	0.0	0.0	0.0	0.4	0.0	0.0
					재 활 용	428.4	77.9	0.0	4.0	0.0	46.2	4.5	6.0	0.4	0.0	0.0	3.4	11.4	0.0	2.0
					해역배출	5.2	1.8	0.0	0.0	0.0	0.0	0.0	0.0	1.8	0.0	0.0	0.0	0.0	0.0	0.0
	강서구	소계		발 생 량		516.4	80.5	0.0	4.4	0.0	54.3	0.3	6.1	1.4	0.0	0.0	3.4	10.6	0.0	0.0
				처리방법	매 립	103.3	3.4	0.0	0.0	0.0	3.4	0.0	0.0	0.0	0.0	0.0	0.0	0.0	0.0	0.0
					소 각	9.0	9.0	0.0	0.7	0.0	7.6	0.2	0.1	0.0	0.0	0.0	0.0	0.4	0.0	0.0
					재 활 용	399.4	66.8	0.0	3.7	0.0	43.3	0.1	6.0	0.1	0.0	0.0	3.4	10.2	0.0	0.0
					해역배출	4.7	1.3	0.0	0.0	0.0	0.0	0.0	0.0	1.3	0.0	0.0	0.0	0.0	0.0	0.0
		국가산업단지	명지녹산	발 생 량		516.4	80.5	0.0	4.4	0.0	54.3	0.3	6.1	1.4	0.0	0.0	3.4	10.6	0.0	0.0
				처리방법	매 립	103.3	3.4	0.0	0.0	0.0	3.4	0.0	0.0	0.0	0.0	0.0	0.0	0.0	0.0	0.0
					소 각	9.0	9.0	0.0	0.7	0.0	7.6	0.2	0.1	0.0	0.0	0.0	0.0	0.4	0.0	0.0
					재 활 용	399.4	66.8	0.0	3.7	0.0	43.3	0.1	6.0	0.1	0.0	0.0	3.4	10.2	0.0	0.0
					해역배출	4.7	1.3	0.0	0.0	0.0	0.0	0.0	0.0	1.3	0.0	0.0	0.0	0.0	0.0	0.0
	기장군	소계		발 생 량		50.8	15.8	0.0	0.3	0.0	6.7	4.5	0.0	0.8	0.0	0.0	0.0	1.3	0.0	2.2
				처리방법	매 립	17.4	0.3	0.0	0.0	0.0	0.0	0.0	0.0	0.0	0.0	0.0	0.0	0.1	0.0	0.2
					소 각	3.9	3.9	0.0	0.0	0.0	3.8	0.1	0.0	0.0	0.0	0.0	0.0	0.0	0.0	0.0
					재 활 용	29.0	11.1	0.0	0.3	0.0	2.9	4.4	0.0	0.3	0.0	0.0	0.0	1.2	0.0	2.0
					해역배출	0.5	0.5	0.0	0.0	0.0	0.0	0.0	0.0	0.5	0.0	0.0	0.0	0.0	0.0	0.0
		일반	기룡	발 생 량		3.6	0.6	0.0	0.0	0.0	0.1	0.0	0.0	0.5	0.0	0.0	0.0	0.0	0.0	0.0
				처리방법	매 립	0.0	0.0													
					소 각	0.0	0.0													
					재 활 용	3.1	0.1				0.1									
					해역배출	0.5	0.5							0.5						
		일반	장안	발 생 량		5.2	5.2	0.0	0.0	0.0	1.2	4.0	0.0	0.0	0.0	0.0	0.0	0.0	0.0	0.0
				처리방법	매 립	0.0	0.0													
					소 각	0.9	0.9				0.9									
					재 활 용	4.3	4.3				0.3	4.0								
					해역배출	0.0	0.0													
		일반	정관	발 생 량		35.8	8.9	0.0	0.2	0.0	4.6	0.3	0.0	0.3	0.0	0.0	0.0	1.3	0.0	2.2
				처리방법	매 립	16.1	0.3											0.1		0.2
					소 각	2.7	2.7				2.6	0.1								
					재 활 용	17.0	5.9		0.2		2.0	0.2		0.3				1.2		2.0
					해역배출	0.0	0.0													
		농공	정관	발 생 량		6.2	1.1	0.0	0.1	0.0	0.8	0.2	0.0	0.0	0.0	0.0	0.0	0.0	0.0	0.0
				처리방법	매 립	1.3	0.0													
					소 각	0.3	0.3				0.3									
					재 활 용	4.6	0.8		0.1		0.5	0.2								
					해역배출	0.0	0.0													
대구	소계			발 생 량		890.4	355.7	0.0	3.5	5.6	29.5	16.9	0.0	286.8	0.2	0.0	0.0	13.1	0.0	0.1
				처리방법	매 립	96.4	37.7	0.0	0.0	0.0	3.0	0.0	0.0	33.2	0.2	0.0	0.0	1.2	0.0	0.1
					소 각	5.2	5.2	0.0	0.0	0.2	4.1	0.1	0.0	0.0	0.0	0.0	0.0	0.8	0.0	0.0
					재 활 용	758.1	295.3	0.0	3.5	5.4	22.4	16.8	0.0	236.1	0.0	0.0	0.0	11.1	0.0	0.0
					해역배출	30.7	17.5	0.0	0.0	0.0	0.0	0.0	0.0	17.5	0.0	0.0	0.0	0.0	0.0	0.0

(단위:톤/일)

구분		산업단지구분		발생량 및 처리현황		불 연 성															
시도	시군구	단지유형	산업단지명			소계	광재류	연소재	소각재	분진류	폐주물사 모래류	폐금속류	폐석회 석고류	폐촉매	폐흡착제 폐흡수재	유리· 도자기편류	무기성오니류				기타
																	폐수처리 오니	공정오니	정수처리 오니	하수처리 오니	
전국	총계			발생량		63,178.5	4,272.9	8,258.6	2,056.9	3,736.0	2,111.1	16,648.9	1,244.4	111.6	102.0	978.4	5,723.5	3,405.6	36.2	39.5	14,452.9
				처리방법	매립	7,776.3	1,510.6	1,404.4	1,521.3	341.0	369.0	2.9	-16.2	30.3	46.5	124.8	1,336.7	375.3	21.1	34.8	673.8
					소각	53.1	0.0	0.0	4.9	1.5	0.0	1.7	0.0	0.3	1.5	1.0	5.2	13.5	0.2	0.0	23.3
					재활용	55,101.1	2,762.3	6,854.2	468.6	3,393.5	1,663.9	16,644.3	1,260.6	81.0	54.0	852.6	4,299.5	2,992.2	14.9	4.7	13,754.8
					해역배출	248.0	0.0	0.0	62.1	0.0	78.2	0.0	0.0	0.0	0.0	0.0	82.1	24.6	0.0	0.0	1.0
부산	소계			발생량		470.9	24.0	52.7	1.0	9.7	161.5	117.1	1.1	0.0	0.4	3.0	39.3	15.3	0.0	38.4	7.4
				처리방법	매 립	117.0	0.1	52.7	0.0	3.8	1.4	0.0	0.0	0.0	0.0	0.0	21.0	4.3	0.0	33.7	0.0
					소 각	0.0	0.0	0.0	0.0	0.0	0.0	0.0	0.0	0.0	0.0	0.0	0.0	0.0	0.0	0.0	0.0
					재 활 용	350.5	23.9	0.0	1.0	5.9	160.1	117.1	1.1	0.0	0.4	3.0	14.9	11.0	0.0	4.7	7.4
					해역배출	3.4	0.0	0.0	0.0	0.0	0.0	0.0	0.0	0.0	0.0	0.0	3.4	0.0	0.0	0.0	0.0
	강서구	소계		발 생 량		435.9	23.7	52.7	1.0	8.4	155.6	117.1	1.1	0.0	0.3	0.0	36.2	13.6	0.0	26.2	0.0
				처리방법	매 립	99.9	0.0	52.7	0.0	3.8	1.4	0.0	0.0	0.0	0.0	0.0	17.9	2.6	0.0	21.5	0.0
					소 각	0.0	0.0	0.0	0.0	0.0	0.0	0.0	0.0	0.0	0.0	0.0	0.0	0.0	0.0	0.0	0.0
					재 활 용	332.6	23.7	0.0	1.0	4.6	154.2	117.1	1.1	0.0	0.3	0.0	14.9	11.0	0.0	4.7	0.0
					해역배출	3.4	0.0	0.0	0.0	0.0	0.0	0.0	0.0	0.0	0.0	0.0	3.4	0.0	0.0	0.0	0.0
		국가산업단지	명지녹산	발 생 량		435.9	23.7	52.7	1.0	8.4	155.6	117.1	1.1	0.0	0.3	0.0	36.2	13.6	0.0	26.2	0.0
				처리방법	매 립	99.9	0.0	52.7	0.0	3.8	1.4	0.0	0.0	0.0	0.0	0.0	17.9	2.6	0.0	21.5	0.0
					소 각	0.0	0.0	0.0	0.0	0.0	0.0	0.0	0.0	0.0	0.0	0.0	0.0	0.0	0.0	0.0	0.0
					재 활 용	332.6	23.7	0.0	1.0	4.6	154.2	117.1	1.1	0.0	0.3	0.0	14.9	11.0	0.0	4.7	0.0
					해역배출	3.4	0.0	0.0	0.0	0.0	0.0	0.0	0.0	0.0	0.0	0.0	3.4	0.0	0.0	0.0	0.0
	기장군	소계		발 생 량		35.0	0.3	0.0	0.0	1.3	5.9	0.0	0.0	0.0	0.1	3.0	3.1	1.7	0.0	12.2	7.4
				처리방법	매 립	17.1	0.1	0.0	0.0	0.0	0.0	0.0	0.0	0.0	0.0	0.0	3.1	1.7	0.0	12.2	0.0
					소 각	0.0	0.0	0.0	0.0	0.0	0.0	0.0	0.0	0.0	0.0	0.0	0.0	0.0	0.0	0.0	0.0
					재 활 용	17.9	0.2	0.0	0.0	1.3	5.9	0.0	0.0	0.0	0.1	3.0	0.0	0.0	0.0	0.0	7.4
					해역배출	0.0	0.0	0.0	0.0	0.0	0.0	0.0	0.0	0.0	0.0	0.0	0.0	0.0	0.0	0.0	0.0
		일반	기룡	발 생 량		3.0	0.0	0.0	0.0	0.0	0.0	0.0	0.0	0.0	0.0	3.0	0.0	0.0	0.0	0.0	0.0
				처리방법	매 립	0.0															
					소 각	0.0															
					재 활 용	3.0										3.0					
					해역배출	0.0															
		일반	장안	발 생 량		0.0	0.0	0.0	0.0	0.0	0.0	0.0	0.0	0.0	0.0	0.0	0.0	0.0	0.0	0.0	0.0
				처리방법	매 립	0.0															
					소 각	0.0															
					재 활 용	0.0															
					해역배출	0.0															
		일반	정관	발 생 량		26.9	0.3	0.0	0.0	1.3	2.2	0.0	0.0	0.0	0.0	0.0	2.8	0.7	0.0	12.2	7.4
				처리방법	매 립	15.8	0.1										2.8	0.7		12.2	
					소 각	0.0															
					재 활 용	11.1	0.2			1.3	2.2										7.4
					해역배출	0.0															
		농공	정관	발 생 량		5.1	0.0	0.0	0.0	0.0	3.7	0.0	0.0	0.0	0.1	0.0	0.3	1.0	0.0	0.0	0.0
				처리방법	매 립	1.3											0.3	1.0			
					소 각	0.0															
					재 활 용	3.8					3.7				0.1						
					해역배출	0.0															
대구	소계			발 생 량		534.7	44.2	173.7	34.6	22.9	197.4	0.9	0.5	0.0	0.9	2.2	41.5	2.0	1.8	0.0	12.1
				처리방법	매 립	58.7	3.6	1.6	23.4	7.2	6.3	0.9	0.5	0.0	0.5	0.0	10.9	2.0	1.8	0.0	0.0
					소 각	0.0	0.0	0.0	0.0	0.0	0.0	0.0	0.0	0.0	0.0	0.0	0.0	0.0	0.0	0.0	0.0
					재 활 용	462.8	40.6	172.1	11.2	15.7	191.1	0.0	0.0	0.0	0.4	2.2	18.0	0.0	0.0	0.0	11.5
					해역배출	13.2	0.0	0.0	0.0	0.0	0.0	0.0	0.0	0.0	0.0	0.0	12.6	0.0	0.0	0.0	0.6

(단위:톤/일)

구분		산업단지구분		발생량 및 처리현황		총계	가연성													
시도	시군구	단지유형	산업단지명				소계	폐지류	폐목재류	폐합성고분자화합물				유기성오니류				동식물성 폐잔재물	폐식용유	기타
										폐섬유류	폐합성 수지	폐합성 고무	폐피혁	폐수처리오니	공정오니	정수처리오니	하수처리오니			
대구	서구	소계		발생량		423.5	247.4	0.0	0.0	4.7	1.1	0.0	0.0	241.4	0.0	0.0	0.0	0.1	0.0	0.1
				처리방법	매립	27.2	23.3	0.0	0.0	0.0	0.0	0.0	0.0	23.2	0.0	0.0	0.0	0.0	0.0	0.1
					소각	0.1	0.1	0.0	0.0	0.0	0.1	0.0	0.0	0.0	0.0	0.0	0.0	0.0	0.0	0.0
					재활용	396.2	224.0	0.0	0.0	4.7	1.0	0.0	0.0	218.2	0.0	0.0	0.0	0.1	0.0	0.0
					해역배출	0.0	0.0	0.0	0.0	0.0	0.0	0.0	0.0	0.0	0.0	0.0	0.0	0.0	0.0	0.0
		일반산업단지	대구염색 일반산업단지	발생량		423.5	247.4	0.0	0.0	4.7	1.1	0.0	0.0	241.4	0.0	0.0	0.0	0.1	0.0	0.1
				처리방법	매립	27.2	23.3							23.2						0.1
					소각	0.1	0.1				0.1									
					재활용	396.2	224.0			4.7	1.0			218.2				0.1		
					해역배출	0.0	0.0													
	북구	소계		발생량		12.1	10.7	0.0	0.0	0.1	3.3	0.0	0.0	5.0	0.0	0.0	0.0	2.3	0.0	0.0
				처리방법	매립	1.4	0.6	0.0	0.0	0.0	0.5	0.0	0.0	0.0	0.0	0.0	0.0	0.1	0.0	0.0
					소각	0.6	0.6	0.0	0.0	0.0	0.6	0.0	0.0	0.0	0.0	0.0	0.0	0.0	0.0	0.0
					재활용	5.1	4.5	0.0	0.0	0.1	2.2	0.0	0.0	0.0	0.0	0.0	0.0	2.2	0.0	0.0
					해역배출	5.0	5.0	0.0	0.0	0.0	0.0	0.0	0.0	5.0	0.0	0.0	0.0	0.0	0.0	0.0
		일반산업단지	검단 일반산업단지	발생량		12.1	10.7	0.0	0.0	0.1	3.3	0.0	0.0	5.0	0.0	0.0	0.0	2.3	0.0	0.0
				처리방법	매립	1.4	0.6	0.0	0.0	0.0	0.5	0.0	0.0	0.0	0.0	0.0	0.0	0.1	0.0	0.0
					소각	0.6	0.6	0.0	0.0	0.0	0.6	0.0	0.0	0.0	0.0	0.0	0.0	0.0	0.0	0.0
					재활용	5.1	4.5	0.0	0.0	0.1	2.2	0.0	0.0	0.0	0.0	0.0	0.0	2.2	0.0	0.0
					해역배출	5.0	5.0	0.0	0.0	0.0	0.0	0.0	0.0	5.0	0.0	0.0	0.0	0.0	0.0	0.0
	달서구	소계		발생량		118.6	38.7	0.0	0.7	0.3	11.0	2.9	0.0	22.5	0.2	0.0	0.0	1.1	0.0	0.0
				처리방법	매립	49.3	11.4	0.0	0.0	0.0	0.6	0.0	0.0	9.5	0.2	0.0	0.0	1.1	0.0	0.0
					소각	1.1	1.1	0.0	0.0	0.0	1.1	0.0	0.0	0.0	0.0	0.0	0.0	0.0	0.0	0.0
					재활용	58.3	16.9	0.0	0.7	0.3	9.3	2.9	0.0	3.7	0.0	0.0	0.0	0.0	0.0	0.0
					해역배출	9.9	9.3	0.0	0.0	0.0	0.0	0.0	0.0	9.3	0.0	0.0	0.0	0.0	0.0	0.0
		일반	성서제1~4차	발생량		118.6	38.7	0.0	0.7	0.3	11.0	2.9	0.0	22.5	0.2	0.0	0.0	1.1	0.0	0.0
				처리방법	매립	49.3	11.4	0.0	0.0	0.0	0.6	0.0	0.0	9.5	0.2	0.0	0.0	1.1	0.0	0.0
					소각	1.1	1.1	0.0	0.0	0.0	1.1	0.0	0.0	0.0	0.0	0.0	0.0	0.0	0.0	0.0
					재활용	58.3	16.9	0.0	0.7	0.3	9.3	2.9	0.0	3.7	0.0	0.0	0.0	0.0	0.0	0.0
					해역배출	9.9	9.3	0.0	0.0	0.0	0.0	0.0	0.0	9.3	0.0	0.0	0.0	0.0	0.0	0.0
	달성군	소계		발생량		336.2	58.9	0.0	2.8	0.5	14.1	14.0	0.0	17.9	0.0	0.0	0.0	9.6	0.0	0.0
				처리방법	매립	18.5	2.4	0.0	0.0	0.0	1.9	0.0	0.0	0.5	0.0	0.0	0.0	0.0	0.0	0.0
					소각	3.4	3.4	0.0	0.0	0.2	2.3	0.1	0.0	0.0	0.0	0.0	0.0	0.8	0.0	0.0
					재활용	298.5	49.9	0.0	2.8	0.3	9.9	13.9	0.0	14.2	0.0	0.0	0.0	8.8	0.0	0.0
					해역배출	15.8	3.2	0.0	0.0	0.0	0.0	0.0	0.0	3.2	0.0	0.0	0.0	0.0	0.0	0.0
		농공	구지농공단지	발생량		0.2	0.1	0.0	0.0	0.0	0.1	0.0	0.0	0.0	0.0	0.0	0.0	0.0	0.0	0.0
				처리방법	매립	0.1	0.0													
					소각	0.1	0.1				0.1									
					재활용	0.0	0.0													
					해역배출	0.0	0.0													
		일반	달성제1차 일반산업단지	발생량		330.9	55.6	0.0	2.8	0.5	13.1	13.8	0.0	17.9	0.0	0.0	0.0	7.5	0.0	0.0
				처리방법	매립	16.5	2.4				1.9			0.5						
					소각	2.5	2.5			0.2	2.2	0.1								
					재활용	296.1	47.5		2.8	0.3	9.0	13.7		14.2				7.5		
					해역배출	15.8	3.2							3.2						
		일반	달성제2차 일반산업단지	발생량		3.2	2.8	0.0	0.0	0.0	0.5	0.2	0.0	0.0	0.0	0.0	0.0	2.1	0.0	0.0
				처리방법	매립	0.4	0.0													
					소각	0.8	0.8											0.8		
					재활용	2.0	2.0				0.5	0.2						1.3		
					해역배출	0.0	0.0													

(단위:톤/일)

구분		산업단지구분		발생량 및 처리현황		불 연 성															
시도	시군구	단지유형	산업단지명			소계	광재류	연소재	소각재	분진류	폐주물사 모래류	폐금속류	폐석회 석고류	폐촉매	폐흡착재 폐흡수재	유리· 도자기편류	무기성오니류				기타
																	폐수처리 오니	공정오니	정수처리 오니	하수처리 오니	
대구	서구	소계		발 생 량		176.1	0.0	173.7	0.0	0.0	0.0	0.0	0.0	0.0	0.1	0.0	0.0	0.5	1.8	0.0	0.0
				처리방법	매 립	3.9	0.0	1.6	0.0	0.0	0.0	0.0	0.0	0.0	0.0	0.0	0.0	0.5	1.8	0.0	0.0
					소 각	0.0	0.0	0.0	0.0	0.0	0.0	0.0	0.0	0.0	0.0	0.0	0.0	0.0	0.0	0.0	0.0
					재 활 용	172.2	0.0	172.1	0.0	0.0	0.0	0.0	0.0	0.0	0.1	0.0	0.0	0.0	0.0	0.0	0.0
					해역배출	0.0	0.0	0.0	0.0	0.0	0.0	0.0	0.0	0.0	0.0	0.0	0.0	0.0	0.0	0.0	0.0
		일반산업단지	대구염색 일반산업단지	발 생 량		176.1	0.0	173.7	0.0	0.0	0.0	0.0	0.0	0.0	0.1	0.0	0.0	0.5	1.8	0.0	0.0
				처리방법	매 립	3.9		1.6										0.5	1.8		
					소 각	0.0															
					재 활 용	172.2		172.1							0.1						
					해역배출	0.0															
	북구	소계		발 생 량		1.4	0.0	0.0	0.0	0.0	0.0	0.0	0.0	0.0	0.0	0.0	1.3	0.1	0.0	0.0	0.0
				처리방법	매 립	0.8	0.0	0.0	0.0	0.0	0.0	0.0	0.0	0.0	0.0	0.0	0.7	0.1	0.0	0.0	0.0
					소 각	0.0	0.0	0.0	0.0	0.0	0.0	0.0	0.0	0.0	0.0	0.0	0.0	0.0	0.0	0.0	0.0
					재 활 용	0.6	0.0	0.0	0.0	0.0	0.0	0.0	0.0	0.0	0.0	0.0	0.6	0.0	0.0	0.0	0.0
					해역배출	0.0	0.0	0.0	0.0	0.0	0.0	0.0	0.0	0.0	0.0	0.0	0.0	0.0	0.0	0.0	0.0
		일반산업단지	검단 일반산업단지	발 생 량		1.4	0.0	0.0	0.0	0.0	0.0	0.0	0.0	0.0	0.0	0.0	1.3	0.1	0.0	0.0	0.0
				처리방법	매 립	0.8	0.0	0.0	0.0	0.0	0.0	0.0	0.0	0.0	0.0	0.0	0.7	0.1	0.0	0.0	0.0
					소 각	0.0	0.0	0.0	0.0	0.0	0.0	0.0	0.0	0.0	0.0	0.0	0.0	0.0	0.0	0.0	0.0
					재 활 용	0.6	0.0	0.0	0.0	0.0	0.0	0.0	0.0	0.0	0.0	0.0	0.6	0.0	0.0	0.0	0.0
					해역배출	0.0	0.0	0.0	0.0	0.0	0.0	0.0	0.0	0.0	0.0	0.0	0.0	0.0	0.0	0.0	0.0
	달서구	소계		발 생 량		79.9	3.8	0.0	34.6	15.1	3.4	0.9	0.0	0.0	0.6	1.8	7.1	0.5	0.0	0.0	12.1
				처리방법	매 립	37.9	0.1	0.0	23.4	5.6	3.2	0.9	0.0	0.0	0.4	0.0	3.8	0.5	0.0	0.0	0.0
					소 각	0.0	0.0	0.0	0.0	0.0	0.0	0.0	0.0	0.0	0.0	0.0	0.0	0.0	0.0	0.0	0.0
					재 활 용	41.4	3.7	0.0	11.2	9.5	0.2	0.0	0.0	0.0	0.2	1.8	3.3	0.0	0.0	0.0	11.5
					해역배출	0.6	0.0	0.0	0.0	0.0	0.0	0.0	0.0	0.0	0.0	0.0	0.0	0.0	0.0	0.0	0.6
		일반	성서제1~4차	발 생 량		79.9	3.8	0.0	34.6	15.1	3.4	0.9	0.0	0.0	0.6	1.8	7.1	0.5	0.0	0.0	12.1
				처리방법	매 립	37.9	0.1	0.0	23.4	5.6	3.2	0.9	0.0	0.0	0.4	0.0	3.8	0.5	0.0	0.0	0.0
					소 각	0.0	0.0	0.0	0.0	0.0	0.0	0.0	0.0	0.0	0.0	0.0	0.0	0.0	0.0	0.0	0.0
					재 활 용	41.4	3.7	0.0	11.2	9.5	0.2	0.0	0.0	0.0	0.2	1.8	3.3	0.0	0.0	0.0	11.5
					해역배출	0.6	0.0	0.0	0.0	0.0	0.0	0.0	0.0	0.0	0.0	0.0	0.0	0.0	0.0	0.0	0.6
	달성군	소계		발 생 량		277.3	40.4	0.0	0.0	7.8	194.0	0.0	0.5	0.0	0.2	0.4	33.1	0.9	0.0	0.0	0.0
				처리방법	매 립	16.1	3.5	0.0	0.0	1.6	3.1	0.0	0.5	0.0	0.1	0.0	6.4	0.9	0.0	0.0	0.0
					소 각	0.0	0.0	0.0	0.0	0.0	0.0	0.0	0.0	0.0	0.0	0.0	0.0	0.0	0.0	0.0	0.0
					재 활 용	248.6	36.9	0.0	0.0	6.2	190.9	0.0	0.0	0.0	0.1	0.4	14.1	0.0	0.0	0.0	0.0
					해역배출	12.6	0.0	0.0	0.0	0.0	0.0	0.0	0.0	0.0	0.0	0.0	12.6	0.0	0.0	0.0	0.0
		농공	구지농공단지	발 생 량		0.1	0.0	0.0	0.0	0.0	0.0	0.0	0.0	0.0	0.0	0.0	0.1	0.0	0.0	0.0	0.0
				처리방법	매 립	0.1											0.1				
					소 각	0.0															
					재 활 용	0.0															
					해역배출	0.0															
		일반	달성제1차 일반산업단지	발 생 량		275.3	40.4	0.0	0.0	7.7	194.0	0.0	0.5	0.0	0.2	0.4	31.9	0.2	0.0	0.0	0.0
				처리방법	매 립	14.1	3.5			1.5	3.1		0.5		0.1		5.2	0.2			
					소 각	0.0															
					재 활 용	248.6	36.9			6.2	190.9				0.1	0.4	14.1				
					해역배출	12.6											12.6				
		일반	달성제2차 일반산업단지	발 생 량		0.4	0.0	0.0	0.0	0.1	0.0	0.0	0.0	0.0	0.0	0.0	0.3	0.0	0.0	0.0	0.0
				처리방법	매 립	0.4				0.1							0.3				
					소 각	0.0															
					재 활 용	0.0															
					해역배출	0.0															

(단위:톤/일)

구분		산업단지구분		발생량 및 처리현황		총계	가 연 성													
시도	시군구	단지유형	산업단지명				소계	폐지류	폐목재류	폐합성고분자화합물				유기성오니류				동식물성 폐잔재물	폐식용유	기타
										폐섬유류	폐합성 수지	폐합성 고무	폐피혁	폐수처리오니	공정오니	정수처리오니	하수처리오니			
대구	달성군	일반	성제5차 첨단일반산업단지	발 생 량		2.0	0.4	0.0	0.0	0.0	0.4	0.0	0.0	0.0	0.0	0.0	0.0	0.0	0.0	0.0
				처리방법	매 립	1.6	0.0													
					소 각	0.0	0.0													
					재 활 용	0.4	0.4				0.4									
					해역배출	0.0	0.0													
인천	소계			발 생 량		645.0	199.0	0.2	21.4	0.0	116.4	0.4	0.0	22.5	0.3	0.0	0.0	27.2	0.0	10.6
				처리방법	매 립	189.8	0.0	0.0	0.0	0.0	0.0	0.0	0.0	0.0	0.0	0.0	0.0	0.0	0.0	0.0
					소 각	81.0	80.0	0.0	0.3	0.0	40.1	0.0	0.0	2.0	0.3	0.0	0.0	26.8	0.0	10.5
					재 활 용	359.9	104.9	0.2	21.1	0.0	76.3	0.4	0.0	6.4	0.0	0.0	0.0	0.4	0.0	0.1
					해역배출	14.3	14.1	0.0	0.0	0.0	0.0	0.0	0.0	14.1	0.0	0.0	0.0	0.0	0.0	0.0
	남구	소계		발 생 량		5.9	1.6	0.2	0.1	0.0	0.9	0.0	0.0	0.3	0.0	0.0	0.0	0.0	0.0	0.1
				처리방법	매 립	3.8	0.0	0.0	0.0	0.0	0.0	0.0	0.0	0.0	0.0	0.0	0.0	0.0	0.0	0.0
					소 각	0.7	0.7	0.0	0.0	0.0	0.4	0.0	0.0	0.3	0.0	0.0	0.0	0.0	0.0	0.0
					재 활 용	1.4	0.9	0.2	0.1	0.0	0.5	0.0	0.0	0.0	0.0	0.0	0.0	0.0	0.0	0.1
					해역배출	0.0	0.0	0.0	0.0	0.0	0.0	0.0	0.0	0.0	0.0	0.0	0.0	0.0	0.0	0.0
		국가	한국산업단지	발 생 량		5.9	1.6	0.2	0.1	0.0	0.9	0.0	0.0	0.3	0.0	0.0	0.0	0.0	0.0	0.1
				처리방법	매 립	3.8	0.0													
					소 각	0.7	0.7				0.4			0.3						
					재 활 용	1.4	0.9	0.2	0.1		0.5									0.1
					해역배출	0.0	0.0													
	남동구	소계		발 생 량		99.8	42.3	0.0	0.7	0.0	40.3	0.3	0.0	0.5	0.3	0.0	0.0	0.1	0.0	0.1
				처리방법	매 립	31.5	0.0	0.0	0.0	0.0	0.0	0.0	0.0	0.0	0.0	0.0	0.0	0.0	0.0	0.0
					소 각	16.4	16.4	0.0	0.0	0.0	16.0	0.0	0.0	0.0	0.3	0.0	0.0	0.0	0.0	0.1
					재 활 용	51.4	25.4	0.0	0.7	0.0	24.3	0.3	0.0	0.0	0.0	0.0	0.0	0.1	0.0	0.0
					해역배출	0.5	0.5	0.0	0.0	0.0	0.0	0.0	0.0	0.5	0.0	0.0	0.0	0.0	0.0	0.0
		국가산업단지	남동국가 산업단지	발 생 량		99.8	42.3	0.0	0.7	0.0	40.3	0.3	0.0	0.5	0.3	0.0	0.0	0.1	0.0	0.1
				처리방법	매 립	31.5	0.0													
					소 각	16.4	16.4				16.0				0.3					0.1
					재 활 용	51.4	25.4		0.7		24.3	0.3						0.1		
					해역배출	0.5	0.5							0.5						
	부평구	소계		발 생 량		64.9	62.6	0.0	0.2	0.0	10.4	0.0	0.0	21.7	0.0	0.0	0.0	27.1	0.0	3.2
				처리방법	매 립	0.2	0.0	0.0	0.0	0.0	0.0	0.0	0.0	0.0	0.0	0.0	0.0	0.0	0.0	0.0
					소 각	36.3	35.4	0.0	0.2	0.0	3.5	0.0	0.0	1.7	0.0	0.0	0.0	26.8	0.0	3.2
					재 활 용	14.8	13.6	0.0	0.0	0.0	6.9	0.0	0.0	6.4	0.0	0.0	0.0	0.3	0.0	0.0
					해역배출	13.6	13.6	0.0	0.0	0.0	0.0	0.0	0.0	13.6	0.0	0.0	0.0	0.0	0.0	0.0
		국가	한국수출산업 국가산업단지	발 생 량		64.9	62.6	0.0	0.2	0.0	10.4	0.0	0.0	21.7	0.0	0.0	0.0	27.1	0.0	3.2
				처리방법	매 립	0.2	0.0							0.0						
					소 각	36.3	35.4		0.2		3.5			1.7				26.8		3.2
					재 활 용	14.8	13.6				6.9			6.4				0.3		
					해역배출	13.6	13.6							13.6						
	서구	소계		발 생 량		473.9	92.3	0.0	20.4	0.0	64.6	0.1	0.0	0.0	0.0	0.0	0.0	0.0	0.0	7.2
				처리방법	매 립	154.3	0.0	0.0	0.0	0.0	0.0	0.0	0.0	0.0	0.0	0.0	0.0	0.0	0.0	0.0
					소 각	27.4	27.4	0.0	0.1	0.0	20.1	0.0	0.0	0.0	0.0	0.0	0.0	0.0	0.0	7.2
					재 활 용	292.2	64.9	0.0	20.3	0.0	44.5	0.1	0.0	0.0	0.0	0.0	0.0	0.0	0.0	0.0
					해역배출	0.0	0.0	0.0	0.0	0.0	0.0	0.0	0.0	0.0	0.0	0.0	0.0	0.0	0.0	0.0
		일반	한국수출 4,5,6 공단	발 생 량		351.4	78.2	0.0	19.7	0.0	56.6	0.1	0.0	0.0	0.0	0.0	0.0	0.0	0.0	1.8
				처리방법	매 립	133.1	0.0													
					소 각	18.8	18.8				17.0									1.8
					재 활 용	199.5	59.4		19.7		39.6	0.1								
					해역배출	0.0	0.0													

(단위:톤/일)

구분		산업단지구분		발생량 및 처리현황		불 연 성															
시도	시군구	단지유형	산업단지명			소계	광재류	연소재	소각재	분진류	폐주물사 모래류	폐금속류	폐석회 석고류	폐촉매	폐흡착재 폐흡수재	유리· 도자기편류	무기성오니류				기타
																	폐수처리 오니	공정오니	정수처리 오니	하수처리 오니	
대구	달성군	일반	성제5차 첨단일반산업단지	발 생 량		1.6	0.0	0.0	0.0	0.0	0.0	0.0	0.0	0.0	0.0	0.0	0.9	0.7	0.0	0.0	0.0
				처리방법	매 립	1.6											0.9	0.7			
					소 각	0.0															
					재 활 용	0.0															
					해역배출	0.0															
인천	소계			발 생 량		446.0	16.0	0.1	111.6	62.3	227.7	0.0	0.2	2.0	1.1	1.2	16.2	6.7	0.0	0.3	0.6
				처리방법	매 립	189.8	0.5	0.1	107.2	52.9	18.1	0.0	0.2	0.6	0.2	0.7	8.0	0.7	0.0	0.3	0.3
					소 각	1.0	0.0	0.0	0.0	0.0	0.0	0.0	0.0	0.0	0.0	0.0	0.1	0.9	0.0	0.0	0.0
					재 활 용	255.0	15.5	0.0	4.4	9.4	209.6	0.0	0.0	1.4	0.9	0.5	7.9	5.1	0.0	0.0	0.3
					해역배출	0.2	0.0	0.0	0.0	0.0	0.0	0.0	0.0	0.0	0.0	0.0	0.2	0.0	0.0	0.0	0.0
	남구	소계		발 생 량		4.3	0.2	0.0	0.0	3.2	0.6	0.0	0.0	0.0	0.3	0.0	0.0	0.0	0.0	0.0	0.0
				처리방법	매 립	3.8	0.0	0.0	0.0	3.2	0.6	0.0	0.0	0.0	0.0	0.0	0.0	0.0	0.0	0.0	0.0
					소 각	0.0	0.0	0.0	0.0	0.0	0.0	0.0	0.0	0.0	0.0	0.0	0.0	0.0	0.0	0.0	0.0
					재 활 용	0.5	0.2	0.0	0.0	0.0	0.0	0.0	0.0	0.0	0.3	0.0	0.0	0.0	0.0	0.0	0.0
					해역배출	0.0	0.0	0.0	0.0	0.0	0.0	0.0	0.0	0.0	0.0	0.0	0.0	0.0	0.0	0.0	0.0
		국가	한국산업 단지	발 생 량		4.3	0.2	0.0	0.0	3.2	0.6	0.0	0.0	0.0	0.3	0.0	0.0	0.0	0.0	0.0	0.0
				처리방법	매 립	3.8				3.2	0.6										
					소 각	0.0															
					재 활 용	0.5	0.2								0.3						
					해역배출	0.0															
	남동구	소계		발 생 량		57.5	0.5	0.0	11.7	5.4	29.8	0.0	0.0	0.0	0.3	0.2	8.5	0.8	0.0	0.0	0.3
				처리방법	매 립	31.5	0.1	0.0	7.3	5.0	13.9	0.0	0.0	0.0	0.0	0.2	4.4	0.6	0.0	0.0	0.0
					소 각	0.0	0.0	0.0	0.0	0.0	0.0	0.0	0.0	0.0	0.0	0.0	0.0	0.0	0.0	0.0	0.0
					재 활 용	26.0	0.4	0.0	4.4	0.4	15.9	0.0	0.0	0.0	0.3	0.0	4.1	0.2	0.0	0.0	0.3
					해역배출	0.0	0.0	0.0	0.0	0.0	0.0	0.0	0.0	0.0	0.0	0.0	0.0	0.0	0.0	0.0	0.0
		국가산업단지	남동국가 산업단지	발 생 량		57.5	0.5	0.0	11.7	5.4	29.8	0.0	0.0	0.0	0.3	0.2	8.5	0.8	0.0	0.0	0.3
				처리방법	매 립	31.5	0.1		7.3	5.0	13.9					0.2	4.4	0.6			
					소 각	0.0															
					재 활 용	26.0	0.4		4.4	0.4	15.9				0.3		4.1	0.2			0.3
					해역배출	0.0															
	부평구	소계		발 생 량		2.3	0.0	0.1	0.0	0.0	0.7	0.0	0.0	0.0	0.2	0.0	0.1	1.2	0.0	0.0	0.0
				처리방법	매 립	0.2	0.0	0.1	0.0	0.0	0.0	0.0	0.0	0.0	0.0	0.0	0.1	0.0	0.0	0.0	0.0
					소 각	0.9	0.0	0.0	0.0	0.0	0.0	0.0	0.0	0.0	0.0	0.0	0.0	0.9	0.0	0.0	0.0
					재 활 용	1.2	0.0	0.0	0.0	0.0	0.7	0.0	0.0	0.0	0.2	0.0	0.0	0.3	0.0	0.0	0.0
					해역배출	0.0	0.0	0.0	0.0	0.0	0.0	0.0	0.0	0.0	0.0	0.0	0.0	0.0	0.0	0.0	0.0
		국가	한국수출산업 국가산업단지	발 생 량		2.3	0.0	0.1	0.0	0.0	0.7	0.0	0.0	0.0	0.2	0.0	0.1	1.2	0.0	0.0	0.0
				처리방법	매 립	0.2		0.1			0.0						0.1				
					소 각	0.9												0.9			
					재 활 용	1.2	0.0				0.7				0.2	0.0		0.3			
					해역배출	0.0															
	서구	소계		발 생 량		381.6	15.3	0.0	99.9	53.7	196.6	0.0	0.2	2.0	0.3	1.0	7.3	4.7	0.0	0.3	0.3
				처리방법	매 립	154.3	0.4	0.0	99.9	44.7	3.6	0.0	0.2	0.6	0.2	0.5	3.5	0.1	0.0	0.3	0.3
					소 각	0.0	0.0	0.0	0.0	0.0	0.0	0.0	0.0	0.0	0.0	0.0	0.0	0.0	0.0	0.0	0.0
					재 활 용	227.3	14.9	0.0	0.0	9.0	193.0	0.0	0.0	1.4	0.1	0.5	3.8	4.6	0.0	0.0	0.0
					해역배출	0.0	0.0	0.0	0.0	0.0	0.0	0.0	0.0	0.0	0.0	0.0	0.0	0.0	0.0	0.0	0.0
		일반	한국수출 4,5,6 공단	발 생 량		273.2	3.8	0.0	99.9	27.0	128.5	0.0	0.2	2.0	0.2	1.0	6.5	3.8	0.0	0.3	0.0
				처리방법	매 립	133.1	0.4		99.9	24.1	3.6		0.2	0.6	0.2	0.5	3.2	0.1		0.3	
					소 각	0.0															
					재 활 용	140.1	3.4			2.9	124.9			1.4		0.5	3.3	3.7			
					해역배출	0.0															

(단위:톤/일)

구분		산업단지구분		발생량 및 처리현황		총계	가 연 성													
시도	시군구	단지유형	산업단지명				소계	폐지류	폐목재류	폐합성고분자화합물				유기성오니류				동식물성 폐잔재물	폐식용유	기타
										폐섬유류	폐합성 수지	폐합성 고무	폐피혁	폐수처리오니	공정오니	정수처리오니	하수처리오니			
인천	서구	국가	인천기계 일반산업 단지	발 생 량		9.2	3.1	0.0	0.2	0.0	1.1	0.0	0.0	0.0	0.0	0.0	0.0	0.0	0.0	1.8
				처리방법	매 립	0.7	0.0													
					소 각	2.5	2.5				0.7									1.8
					재 활 용	6.0	0.6		0.2		0.4									
					해역배출	0.0	0.0													
		일반	인천서부 일반 산업단지	발 생 량		84.5	4.4	0.0	0.0	0.0	2.6	0.0	0.0	0.0	0.0	0.0	0.0	0.0	0.0	1.8
				처리방법	매 립	14.4	0.0													
					소 각	2.1	2.1				0.3									1.8
					재 활 용	68.0	2.3				2.3									
					해역배출	0.0	0.0													
	서구	일반	한국수출 산업국가 산업단지	발 생 량		28.8	6.6	0.0	0.5	0.0	4.3	0.0	0.0	0.0	0.0	0.0	0.0	0.0	0.0	1.8
				처리방법	매 립	6.1	0.0													
					소 각	4.0	4.0		0.1		2.1									1.8
					재 활 용	18.7	2.6		0.4		2.2									
					해역배출	0.0	0.0													
	강화군	소계		발 생 량		0.3	0.1	0.0	0.0	0.0	0.1	0.0	0.0	0.0	0.0	0.0	0.0	0.0	0.0	0.0
				처리방법	매 립	0.0	0.0	0.0	0.0	0.0	0.0	0.0	0.0	0.0	0.0	0.0	0.0	0.0	0.0	0.0
					소 각	0.0	0.0	0.0	0.0	0.0	0.0	0.0	0.0	0.0	0.0	0.0	0.0	0.0	0.0	0.0
					재 활 용	0.1	0.1	0.0	0.0	0.0	0.1	0.0	0.0	0.0	0.0	0.0	0.0	0.0	0.0	0.0
					해역배출	0.2	0.0	0.0	0.0	0.0	0.0	0.0	0.0	0.0	0.0	0.0	0.0	0.0	0.0	0.0
		일반산업단지	강화하점 일반산업단지	발 생 량		0.3	0.1	0.0	0.0	0.0	0.1	0.0	0.0	0.0	0.0	0.0	0.0	0.0	0.0	0.0
				처리방법	매 립	0.0	0.0													
					소 각	0.0	0.0													
					재 활 용	0.1	0.1				0.1									
					해역배출	0.2	0.0													
	경제청	소계		발 생 량		0.2	0.1	0.0	0.0	0.0	0.1	0.0	0.0	0.0	0.0	0.0	0.0	0.0	0.0	0.0
				처리방법	매 립	0.0	0.0	0.0	0.0	0.0	0.0	0.0	0.0	0.0	0.0	0.0	0.0	0.0	0.0	0.0
					소 각	0.2	0.1	0.0	0.0	0.0	0.1	0.0	0.0	0.0	0.0	0.0	0.0	0.0	0.0	0.0
					재 활 용	0.0	0.0	0.0	0.0	0.0	0.0	0.0	0.0	0.0	0.0	0.0	0.0	0.0	0.0	0.0
					해역배출	0.0	0.0	0.0	0.0	0.0	0.0	0.0	0.0	0.0	0.0	0.0	0.0	0.0	0.0	0.0
		일반산업단지	송도 지식정보단지	발 생 량		0.2	0.1	0.0	0.0	0.0	0.1	0.0	0.0	0.0	0.0	0.0	0.0	0.0	0.0	0.0
				처리방법	매 립	0.0	0.0													
					소 각	0.2	0.1				0.1									
					재 활 용	0.0	0.0													
					해역배출	0.0	0.0													
광주	소계			발 생 량		320.0	186.7	20.7	5.9	5.7	38.2	77.9	0.0	21.1	1.6	0.0	0.0	11.1	0.0	4.5
				처리방법	매 립	30.8	6.4	0.0	0.0	0.0	2.4	0.0	0.0	3.4	0.2	0.0	0.0	0.0	0.0	0.4
					소 각	18.2	18.2	0.0	0.0	4.4	12.7	0.5	0.0	0.0	0.0	0.0	0.0	0.0	0.0	0.6
					재 활 용	271.0	162.1	20.7	5.9	1.3	23.1	77.4	0.0	17.7	1.4	0.0	0.0	11.1	0.0	3.5
					해역배출	0.0	0.0	0.0	0.0	0.0	0.0	0.0	0.0	0.0	0.0	0.0	0.0	0.0	0.0	0.0
	북구	소계		발 생 량		50.5	38.9	0.3	0.6	3.8	2.0	0.1	0.0	17.9	1.4	0.0	0.0	10.7	0.0	2.1
				처리방법	매 립	3.4	0.6	0.0	0.0	0.0	0.0	0.0	0.0	0.5	0.0	0.0	0.0	0.0	0.0	0.1
					소 각	4.3	4.3	0.0	0.0	3.8	0.3	0.0	0.0	0.0	0.0	0.0	0.0	0.0	0.0	0.2
					재 활 용	42.8	34.0	0.3	0.6	0.0	1.7	0.1	0.0	17.4	1.4	0.0	0.0	10.7	0.0	1.8
					해역배출	0.0	0.0	0.0	0.0	0.0	0.0	0.0	0.0	0.0	0.0	0.0	0.0	0.0	0.0	0.0
		일반	광주첨단 과학산업 단지	발 생 량		2.6	1.9	0.0	0.5	0.0	1.3	0.1	0.0	0.0	0.0	0.0	0.0	0.0	0.0	0.0
				처리방법	매 립	0.7	0.0	0.0	0.0	0.0	0.0	0.0	0.0	0.0	0.0	0.0	0.0	0.0	0.0	0.0
					소 각	0.0	0.0	0.0	0.0	0.0	0.0	0.0	0.0	0.0	0.0	0.0	0.0	0.0	0.0	0.0
					재 활 용	1.9	1.9	0.0	0.5	0.0	1.3	0.1	0.0	0.0	0.0	0.0	0.0	0.0	0.0	0.0
					해역배출	0.0	0.0	0.0	0.0	0.0	0.0	0.0	0.0	0.0	0.0	0.0	0.0	0.0	0.0	0.0

(단위:톤/일)

구분		산업단지구분		발생량 및 처리현황		불 연 성															
시도	시군구	단지유형	산업단지명			소계	광재류	연소재	소각재	분진류	폐주물사 모래류	폐금속류	폐석회 석고류	폐촉매	폐흡착재 폐흡수재	유리· 도자기편류	무기성오니류				기타
																	폐수처리 오니	공정오니	정수처리 오니	하수처리 오니	
인천	서구	국가	인천기계 일반산업 단지	발 생 량		6.1	5.3	0.0	0.0	0.7	0.0	0.0	0.0	0.0	0.0	0.0	0.0	0.1	0.0	0.0	0.0
				처리방법	매 립	0.7				0.7											
					소 각	0.0															
					재 활 용	5.4	5.3											0.1			
					해역배출	0.0															
		일반	인천서부 일반 산업단지	발 생 량		80.1	6.1	0.0	0.0	20.2	52.7	0.0	0.0	0.0	0.0	0.0	0.0	0.8	0.0	0.0	0.3
				처리방법	매 립	14.4				14.1											0.3
					소 각	0.0															
					재 활 용	65.7	6.1			6.1	52.7							0.8			
					해역배출	0.0															
	서구	일반	한국수출 산업국가 산업단지	발 생 량		22.2	0.1	0.0	0.0	5.8	15.4	0.0	0.0	0.0	0.1	0.0	0.8	0.0	0.0	0.0	0.0
				처리방법	매 립	6.1				5.8							0.3				
					소 각	0.0															
					재 활 용	16.1	0.1				15.4				0.1		0.5				
					해역배출	0.0															
	강화군	소계		발 생 량		0.2	0.0	0.0	0.0	0.0	0.0	0.0	0.0	0.0	0.0	0.0	0.2	0.0	0.0	0.0	0.0
				처리방법	매 립	0.0	0.0	0.0	0.0	0.0	0.0	0.0	0.0	0.0	0.0	0.0	0.0	0.0	0.0	0.0	0.0
					소 각	0.0	0.0	0.0	0.0	0.0	0.0	0.0	0.0	0.0	0.0	0.0	0.0	0.0	0.0	0.0	0.0
					재 활 용	0.0	0.0	0.0	0.0	0.0	0.0	0.0	0.0	0.0	0.0	0.0	0.0	0.0	0.0	0.0	0.0
					해역배출	0.2	0.0	0.0	0.0	0.0	0.0	0.0	0.0	0.0	0.0	0.0	0.2	0.0	0.0	0.0	0.0
		일반산업단지	강화하점 일반산업단지	발 생 량		0.2	0.0	0.0	0.0	0.0	0.0	0.0	0.0	0.0	0.0	0.0	0.2	0.0	0.0	0.0	0.0
				처리방법	매 립	0.0															
					소 각	0.0															
					재 활 용	0.0															
					해역배출	0.2											0.2				
	경제청	소계		발 생 량		0.1	0.0	0.0	0.0	0.0	0.0	0.0	0.0	0.0	0.0	0.0	0.1	0.0	0.0	0.0	0.0
				처리방법	매 립	0.0	0.0	0.0	0.0	0.0	0.0	0.0	0.0	0.0	0.0	0.0	0.0	0.0	0.0	0.0	0.0
					소 각	0.1	0.0	0.0	0.0	0.0	0.0	0.0	0.0	0.0	0.0	0.0	0.1	0.0	0.0	0.0	0.0
					재 활 용	0.0	0.0	0.0	0.0	0.0	0.0	0.0	0.0	0.0	0.0	0.0	0.0	0.0	0.0	0.0	0.0
					해역배출	0.0	0.0	0.0	0.0	0.0	0.0	0.0	0.0	0.0	0.0	0.0	0.0	0.0	0.0	0.0	0.0
		일반산업단지	송도 지식정보단지	발 생 량		0.1	0.0	0.0	0.0	0.0	0.0	0.0	0.0	0.0	0.0	0.0	0.1	0.0	0.0	0.0	0.0
				처리방법	매 립	0.0															
					소 각	0.1											0.1				
					재 활 용	0.0															
					해역배출	0.0															
광주	소계			발 생 량		133.3	13.5	0.0	0.3	16.5	70.5	0.2	1.3	0.0	0.9	9.5	9.8	1.3	0.0	0.0	9.5
				처리방법	매 립	24.4	0.0	0.0	0.3	0.3	10.8	0.1	1.3	0.0	0.1	0.4	9.8	1.3	0.0	0.0	0.0
					소 각	0.0	0.0	0.0	0.0	0.0	0.0	0.0	0.0	0.0	0.0	0.0	0.0	0.0	0.0	0.0	0.0
					재 활 용	108.9	13.5	0.0	0.0	16.2	59.7	0.1	0.0	0.0	0.8	9.1	0.0	0.0	0.0	0.0	9.5
					해역배출	0.0	0.0	0.0	0.0	0.0	0.0	0.0	0.0	0.0	0.0	0.0	0.0	0.0	0.0	0.0	0.0
	북구	소계		발 생 량		11.6	0.0	0.0	0.3	0.0	0.0	0.1	0.0	0.0	0.2	8.6	2.3	0.1	0.0	0.0	0.0
				처리방법	매 립	2.8	0.0	0.0	0.3	0.0	0.0	0.0	0.0	0.0	0.0	0.1	2.3	0.1	0.0	0.0	0.0
					소 각	0.0	0.0	0.0	0.0	0.0	0.0	0.0	0.0	0.0	0.0	0.0	0.0	0.0	0.0	0.0	0.0
					재 활 용	8.8	0.0	0.0	0.0	0.0	0.0	0.1	0.0	0.0	0.2	8.5	0.0	0.0	0.0	0.0	0.0
					해역배출	0.0	0.0	0.0	0.0	0.0	0.0	0.0	0.0	0.0	0.0	0.0	0.0	0.0	0.0	0.0	0.0
		일반	광주첨단 과학산업 단지	발 생 량		0.7	0.0	0.0	0.0	0.0	0.0	0.0	0.0	0.0	0.0	0.0	0.7	0.0	0.0	0.0	0.0
				처리방법	매 립	0.7	0.0	0.0	0.0	0.0	0.0	0.0	0.0	0.0	0.0	0.0	0.7	0.0	0.0	0.0	0.0
					소 각	0.0	0.0	0.0	0.0	0.0	0.0	0.0	0.0	0.0	0.0	0.0	0.0	0.0	0.0	0.0	0.0
					재 활 용	0.0	0.0	0.0	0.0	0.0	0.0	0.0	0.0	0.0	0.0	0.0	0.0	0.0	0.0	0.0	0.0
					해역배출	0.0	0.0	0.0	0.0	0.0	0.0	0.0	0.0	0.0	0.0	0.0	0.0	0.0	0.0	0.0	0.0

(단위:톤/일)

구분		산업단지구분		발생량 및 처리현황		총계	가연성													
시도	시군구	단지유형	산업단지명				소계	폐지류	폐목재류	폐합성고분자화합물				유기성오니류				동식물성 폐잔재물	폐식용유	기타
										폐섬유류	폐합성 수지	폐합성 고무	폐피혁	폐수처리오니	공정오니	정수처리오니	하수처리오니			
광주	북구	국가	본촌일반 산업단지	발생량		47.9	37.0	0.3	0.1	3.8	0.7	0.0	0.0	17.9	1.4	0.0	0.0	10.7	0.0	2.1
				처리방법	매립	2.7	0.6	0.0	0.0	0.0	0.0	0.0	0.0	0.5	0.0	0.0	0.0	0.0	0.0	0.1
					소각	4.3	4.3	0.0	0.0	3.8	0.3	0.0	0.0	0.0	0.0	0.0	0.0	0.0	0.0	0.2
					재활용	40.9	32.1	0.3	0.1	0.0	0.4	0.0	0.0	17.4	1.4	0.0	0.0	10.7	0.0	1.8
					해역배출	0.0	0.0	0.0	0.0	0.0	0.0	0.0	0.0	0.0	0.0	0.0	0.0	0.0	0.0	0.0
	광산구	소계		발생량		269.5	147.8	20.4	5.3	1.9	36.2	77.8	0.0	3.2	0.2	0.0	0.0	0.4	0.0	2.4
				처리방법	매립	27.4	5.8	0.0	0.0	0.0	2.4	0.0	0.0	2.9	0.2	0.0	0.0	0.0	0.0	0.3
					소각	13.9	13.9	0.0	0.0	0.6	12.4	0.5	0.0	0.0	0.0	0.0	0.0	0.0	0.0	0.4
					재활용	228.2	128.1	20.4	5.3	1.3	21.4	77.3	0.0	0.3	0.0	0.0	0.0	0.4	0.0	1.7
					해역배출	0.0	0.0	0.0	0.0	0.0	0.0	0.0	0.0	0.0	0.0	0.0	0.0	0.0	0.0	0.0
		일반	하남 일반산업단지	발생량		177.9	59.2	20.4	4.2	0.9	23.2	5.2	0.0	2.3	0.2	0.0	0.0	0.4	0.0	2.4
				처리방법	매립	23.0	2.9				0.3			2.1	0.2					0.3
					소각	4.5	4.5			0.6	3.1	0.4								0.4
					재활용	150.4	51.8	20.4	4.2	0.3	19.8	4.8		0.2				0.4		1.7
					해역배출	0.0	0.0													
		일반	평동외국인 단지	발생량		86.7	84.9	0.0	1.1	0.8	9.7	72.5	0.0	0.8	0.0	0.0	0.0	0.0	0.0	0.0
				처리방법	매립	4.3	2.9				2.1			0.8						
					소각	6.2	6.2				6.2									
					재활용	76.2	75.8		1.1	0.8	1.4	72.5								
					해역배출	0.0	0.0													
		농공	소촌농공단지	발생량		4.9	3.7	0.0	0.0	0.2	3.3	0.1	0.0	0.1	0.0	0.0	0.0	0.0	0.0	0.0
				처리방법	매립	0.1	0.0													
					소각	3.2	3.2				3.1	0.1								
					재활용	1.6	0.5			0.2	0.2			0.1						
					해역배출	0.0	0.0													
대전	소계			발생량		979.2	662.2	0.0	35.2	0.1	204.8	0.3	0.8	412.9	0.0	0.0	0.0	7.1	0.1	0.9
				처리방법	매립	121.9	0.4	0.0	0.0	0.0	0.0	0.0	0.0	0.4	0.0	0.0	0.0	0.0	0.0	0.0
					소각	605.0	604.1	0.0	34.4	0.1	199.1	0.3	0.0	369.5	0.0	0.0	0.0	0.0	0.0	0.7
					재활용	252.0	57.4	0.0	0.8	0.0	5.7	0.0	0.8	42.7	0.0	0.0	0.0	7.1	0.1	0.2
					해역배출	0.3	0.3	0.0	0.0	0.0	0.0	0.0	0.0	0.3	0.0	0.0	0.0	0.0	0.0	0.0
	유성구	소계		발생량		3.4	2.2	0.0	0.2	0.0	1.0	0.0	0.0	0.4	0.0	0.0	0.0	0.1	0.0	0.5
				처리방법	매립	1.0	0.3	0.0	0.0	0.0	0.0	0.0	0.0	0.3	0.0	0.0	0.0	0.0	0.0	0.0
					소각	1.2	1.2	0.0	0.0	0.0	0.6	0.0	0.0	0.1	0.0	0.0	0.0	0.0	0.0	0.5
					재활용	1.2	0.7	0.0	0.2	0.0	0.4	0.0	0.0	0.0	0.0	0.0	0.0	0.1	0.0	0.0
					해역배출	0.0	0.0	0.0	0.0	0.0	0.0	0.0	0.0	0.0	0.0	0.0	0.0	0.0	0.0	0.0
		국가	대덕 연구개발특구	발생량		3.4	2.2	0.0	0.2	0.0	1.0	0.0	0.0	0.4	0.0	0.0	0.0	0.1	0.0	0.5
				처리방법	매립	1.0	0.3	0.0	0.0	0.0	0.0	0.0	0.0	0.3	0.0	0.0	0.0	0.0	0.0	0.0
					소각	1.2	1.2	0.0	0.0	0.0	0.6	0.0	0.0	0.1	0.0	0.0	0.0	0.0	0.0	0.5
					재활용	1.2	0.7	0.0	0.2	0.0	0.4	0.0	0.0	0.0	0.0	0.0	0.0	0.1	0.0	0.0
					해역배출	0.0	0.0	0.0	0.0	0.0	0.0	0.0	0.0	0.0	0.0	0.0	0.0	0.0	0.0	0.0
	대덕구	소계		발생량		975.8	660.0	0.0	35.0	0.1	203.8	0.3	0.8	412.5	0.0	0.0	0.0	7.0	0.1	0.4
				처리방법	매립	120.9	0.1	0.0	0.0	0.0	0.0	0.0	0.0	0.1	0.0	0.0	0.0	0.0	0.0	0.0
					소각	603.8	602.9	0.0	34.4	0.1	198.5	0.3	0.0	369.4	0.0	0.0	0.0	0.0	0.0	0.2
					재활용	250.8	56.7	0.0	0.6	0.0	5.3	0.0	0.8	42.7	0.0	0.0	0.0	7.0	0.1	0.2
					해역배출	0.3	0.3	0.0	0.0	0.0	0.0	0.0	0.0	0.3	0.0	0.0	0.0	0.0	0.0	0.0
		일반	대전1,2 산업단지	발생량		56.7	28.1	0.0	0.5	0.1	4.5	0.3	0.0	22.5	0.0	0.0	0.0	0.0	0.0	0.2
				처리방법	매립	10.5	0.1	0.0	0.0	0.0	0.0	0.0	0.0	0.1	0.0	0.0	0.0	0.0	0.0	0.0
					소각	4.9	4.0	0.0	0.0	0.1	3.6	0.3	0.0	0.0	0.0	0.0	0.0	0.0	0.0	0.0
					재활용	41.3	24.0	0.0	0.5	0.0	0.9	0.0	0.0	22.4	0.0	0.0	0.0	0.0	0.0	0.2
					해역배출	0.0	0.0	0.0	0.0	0.0	0.0	0.0	0.0	0.0	0.0	0.0	0.0	0.0	0.0	0.0

(단위:톤/일)

구분		산업단지구분		발생량 및 처리현황	불 연 성															
시도	시군구	단지유형	산업단지명		소계	광재류	연소재	소각재	분진류	폐주물사 모래류	폐금속류	폐석회 석고류	폐촉매	폐흡착재 폐흡수재	유리· 도자기편류	무기성오니류				기타
																폐수처리 오니	공정오니	정수처리 오니	하수처리 오니	
광주	북구	국가	본촌일반 산업단지	발 생 량	10.9	0.0	0.0	0.3	0.0	0.0	0.1	0.0	0.0	0.2	8.6	1.6	0.1	0.0	0.0	0.0
				처리방법 매 립	2.1	0.0	0.0	0.3	0.0	0.0	0.0	0.0	0.0	0.0	0.1	1.6	0.1	0.0	0.0	0.0
				처리방법 소 각	0.0	0.0	0.0	0.0	0.0	0.0	0.0	0.0	0.0	0.0	0.0	0.0	0.0	0.0	0.0	0.0
				처리방법 재 활 용	8.8	0.0	0.0	0.0	0.0	0.0	0.1	0.0	0.0	0.2	8.5	0.0	0.0	0.0	0.0	0.0
				처리방법 해역배출	0.0	0.0	0.0	0.0	0.0	0.0	0.0	0.0	0.0	0.0	0.0	0.0	0.0	0.0	0.0	0.0
	광산구	소계		발 생 량	121.7	13.5	0.0	0.0	16.5	70.5	0.1	1.3	0.0	0.7	0.9	7.5	1.2	0.0	0.0	9.5
				처리방법 매 립	21.6	0.0	0.0	0.0	0.3	10.8	0.1	1.3	0.0	0.1	0.3	7.5	1.2	0.0	0.0	0.0
				처리방법 소 각	0.0	0.0	0.0	0.0	0.0	0.0	0.0	0.0	0.0	0.0	0.0	0.0	0.0	0.0	0.0	0.0
				처리방법 재 활 용	100.1	13.5	0.0	0.0	16.2	59.7	0.0	0.0	0.0	0.6	0.6	0.0	0.0	0.0	0.0	9.5
				처리방법 해역배출	0.0	0.0	0.0	0.0	0.0	0.0	0.0	0.0	0.0	0.0	0.0	0.0	0.0	0.0	0.0	0.0
		일반	하남 일반산업단지	발 생 량	118.7	13.5	0.0	0.0	16.4	69.4	0.0	1.3	0.0	0.6	0.9	6.3	1.1	0.0	0.0	9.2
				처리방법 매 립	20.1				0.2	10.8		1.3		0.1	0.3	6.3	1.1			
				처리방법 소 각	0.0															
				처리방법 재 활 용	98.6	13.5			16.2	58.6				0.5	0.6					9.2
				처리방법 해역배출	0.0															
		일반	평동외국인 단지	발 생 량	1.8	0.0	0.0	0.0	0.1	0.0	0.1	0.0	0.0	0.1	0.0	1.2	0.0	0.0	0.0	0.3
				처리방법 매 립	1.4				0.1		0.1					1.2				
				처리방법 소 각	0.0															
				처리방법 재 활 용	0.4									0.1						0.3
				처리방법 해역배출	0.0															
		농공	소촌농공단지	발 생 량	1.2	0.0	0.0	0.0	0.0	1.1	0.0	0.0	0.0	0.0	0.0	0.0	0.1	0.0	0.0	0.0
				처리방법 매 립	0.1												0.1			
				처리방법 소 각	0.0															
				처리방법 재 활 용	1.1					1.1										
				처리방법 해역배출	0.0															
대전	소계			발 생 량	317.0	1.1	0.0	264.6	0.4	15.7	0.8	0.5	0.0	0.4	1.0	9.8	1.2	0.0	0.0	21.5
				처리방법 매 립	121.5	0.5	0.0	88.8	0.2	0.1	0.0	0.5	0.0	0.2	0.3	9.7	0.3	0.0	0.0	20.9
				처리방법 소 각	0.9	0.0	0.0	0.0	0.0	0.0	0.0	0.0	0.0	0.0	0.0	0.0	0.9	0.0	0.0	0.0
				처리방법 재 활 용	194.6	0.6	0.0	175.8	0.2	15.6	0.8	0.0	0.0	0.2	0.7	0.1	0.0	0.0	0.0	0.6
				처리방법 해역배출	0.0	0.0	0.0	0.0	0.0	0.0	0.0	0.0	0.0	0.0	0.0	0.0	0.0	0.0	0.0	0.0
	유성구	소계		발 생 량	1.2	0.0	0.0	0.0	0.0	0.0	0.0	0.0	0.0	0.1	0.0	0.6	0.0	0.0	0.0	0.5
				처리방법 매 립	0.7	0.0	0.0	0.0	0.0	0.0	0.0	0.0	0.0	0.1	0.0	0.6	0.0	0.0	0.0	0.0
				처리방법 소 각	0.0	0.0	0.0	0.0	0.0	0.0	0.0	0.0	0.0	0.0	0.0	0.0	0.0	0.0	0.0	0.0
				처리방법 재 활 용	0.5	0.0	0.0	0.0	0.0	0.0	0.0	0.0	0.0	0.0	0.0	0.0	0.0	0.0	0.0	0.5
				처리방법 해역배출	0.0	0.0	0.0	0.0	0.0	0.0	0.0	0.0	0.0	0.0	0.0	0.0	0.0	0.0	0.0	0.0
		국가	대덕 연구개발특구	발 생 량	1.2	0.0	0.0	0.0	0.0	0.0	0.0	0.0	0.0	0.1	0.0	0.6	0.0	0.0	0.0	0.5
				처리방법 매 립	0.7	0.0	0.0	0.0	0.0	0.0	0.0	0.0	0.0	0.1	0.0	0.6	0.0	0.0	0.0	0.0
				처리방법 소 각	0.0	0.0	0.0	0.0	0.0	0.0	0.0	0.0	0.0	0.0	0.0	0.0	0.0	0.0	0.0	0.0
				처리방법 재활용	0.5	0.0	0.0	0.0	0.0	0.0	0.0	0.0	0.0	0.0	0.0	0.0	0.0	0.0	0.0	0.5
				처리방법 해역 배출	0.0	0.0	0.0	0.0	0.0	0.0	0.0	0.0	0.0	0.0	0.0	0.0	0.0	0.0	0.0	0.0
	대덕구	소계		발 생 량	315.8	1.1	0.0	264.6	0.4	15.7	0.8	0.5	0.0	0.3	1.0	9.2	1.2	0.0	0.0	21.0
				처리방법 매 립	120.8	0.5	0.0	88.8	0.2	0.1	0.0	0.5	0.0	0.1	0.3	9.1	0.3	0.0	0.0	20.9
				처리방법 소 각	0.9	0.0	0.0	0.0	0.0	0.0	0.0	0.0	0.0	0.0	0.0	0.0	0.9	0.0	0.0	0.0
				처리방법 재 활 용	194.1	0.6	0.0	175.8	0.2	15.6	0.8	0.0	0.0	0.2	0.7	0.1	0.0	0.0	0.0	0.1
				처리방법 해역배출	0.0	0.0	0.0	0.0	0.0	0.0	0.0	0.0	0.0	0.0	0.0	0.0	0.0	0.0	0.0	0.0
		일반	대전1,2 산업단지	발 생 량	28.6	1.1	0.0	0.0	0.2	15.6	0.8	0.0	0.0	0.1	0.0	4.7	1.2	0.0	0.0	4.9
				처리방법 매 립	10.4	0.5	0.0	0.0	0.0	0.0	0.0	0.0	0.0	0.0	0.0	4.7	0.3	0.0	0.0	4.9
				처리방법 소 각	0.9	0.0	0.0	0.0	0.0	0.0	0.0	0.0	0.0	0.0	0.0	0.0	0.9	0.0	0.0	0.0
				처리방법 재 활 용	17.3	0.6	0.0	0.0	0.2	15.6	0.8	0.0	0.0	0.1	0.0	0.0	0.0	0.0	0.0	0.0
				처리방법 해역배출	0.0	0.0	0.0	0.0	0.0	0.0	0.0	0.0	0.0	0.0	0.0	0.0	0.0	0.0	0.0	0.0

(단위:톤/일)

구분		산업단지구분		발생량 및 처리현황		총계	가연성													
시도	시군구	단지유형	산업단지명				소계	폐지류	폐목재류	폐합성고분자화합물				유기성오니류				동식물성 폐잔재물	폐식용유	기타
										폐섬유류	폐합성 수지	폐합성 고무	폐피혁	폐수처리오니	공정오니	정수처리오니	하수처리오니			
대전	대덕구	국가	대덕연구개발특구	발생량		919.1	631.9	0.0	34.5	0.0	199.3	0.0	0.8	390.0	0.0	0.0	0.0	7.0	0.1	0.2
				처리방법	매 립	110.4	0.0	0.0	0.0	0.0	0.0	0.0	0.0	0.0	0.0	0.0	0.0	0.0	0.0	0.0
					소 각	598.9	598.9	0.0	34.4	0.0	194.9	0.0	0.0	369.4	0.0	0.0	0.0	0.0	0.0	0.2
					재 활 용	209.5	32.7	0.0	0.1	0.0	4.4	0.0	0.8	20.3	0.0	0.0	0.0	7.0	0.1	0.0
					해역배출	0.3	0.3	0.0	0.0	0.0	0.0	0.0	0.0	0.3	0.0	0.0	0.0	0.0	0.0	0.0
울산	소계			발생량		4,570.9	1,515.4	6.1	82.6	36.7	255.8	14.0	0.0	779.6	74.2	0.0	109.5	4.8	5.6	146.5
				처리방법	매 립	894.4	124.3	0.0	0.0	1.8	0.2	0.0	0.0	82.0	34.0	0.0	0.0	0.8	0.0	5.5
					소 각	387.1	386.4	0.4	0.6	20.9	99.6	9.7	0.0	5.6	8.9	0.0	109.5	0.0	0.0	131.2
					재 활 용	2,601.1	341.0	5.7	82.0	14.0	156.0	4.3	0.0	28.3	31.3	0.0	0.0	4.0	5.6	9.8
					해역배출	688.3	663.7	0.0	0.0	0.0	0.0	0.0	0.0	663.7	0.0	0.0	0.0	0.0	0.0	0.0
	남구	소계		발생량		2,089.7	548.6	0.5	11.9	14.3	88.8	3.5	0.0	340.4	74.1	0.0	0.0	1.9	5.6	7.6
				처리방법	매 립	507.0	79.1	0.0	0.0	0.2	0.2	0.0	0.0	43.9	34.0	0.0	0.0	0.8	0.0	0.0
					소 각	42.6	42.0	0.4	0.3	0.1	21.7	0.2	0.0	5.6	8.8	0.0	0.0	0.0	0.0	4.9
					재 활 용	1,225.0	136.6	0.1	11.6	14.0	66.9	3.3	0.0	0.0	31.3	0.0	0.0	1.1	5.6	2.7
					해역배출	315.1	290.9	0.0	0.0	0.0	0.0	0.0	0.0	290.9	0.0	0.0	0.0	0.0	0.0	0.0
		국가	울산미포	발생량		2,089.7	548.6	0.5	11.9	14.3	88.8	3.5	0.0	340.4	74.1	0.0	0.0	1.9	5.6	7.6
				처리방법	매 립	507.0	79.1			0.2	0.2			43.9	34.0			0.8		0.0
					소 각	42.6	42.0	0.4	0.3	0.1	21.7	0.2		5.6	8.8					4.9
					재 활 용	1,225.0	136.6	0.1	11.6	14.0	66.9	3.3			31.3			1.1	5.6	2.7
					해역배출	315.1	290.9							290.9						
	동구	소계		발생량		494.8	291.5	0.0	52.1	20.4	9.7	10.5	0.0	3.5	0.0	0.0	56.7	0.0	0.0	138.6
				처리방법	매 립	67.6	8.9	0.0	0.0	0.0	0.0	0.0	0.0	3.4	0.0	0.0	0.0	0.0	0.0	5.5
					소 각	217.6	217.6	0.0	0.0	20.4	5.0	9.5	0.0	0.0	0.0	0.0	56.7	0.0	0.0	126.0
					재 활 용	209.6	65.0	0.0	52.1	0.0	4.7	1.0	0.0	0.1	0.0	0.0	0.0	0.0	0.0	7.1
					해역배출	0.0	0.0	0.0	0.0	0.0	0.0	0.0	0.0	0.0	0.0	0.0	0.0	0.0	0.0	0.0
		국가	울산미포	발생량		494.8	291.5	0.0	52.1	20.4	9.7	10.5	0.0	3.5	0.0	0.0	56.7	0.0	0.0	138.6
				처리방법	매 립	67.6	8.9							3.4						5.5
					소 각	217.6	217.6			20.4	5.0	9.5					56.7			126.0
					재 활 용	209.6	65.0		52.1		4.7	1.0		0.1						7.1
					해역배출	0.0	0.0													
	북구	소계		발생량		723.5	101.7	5.6	8.9	0.0	50.9	0.0	0.0	33.2	0.0	0.0	0.0	2.9	0.0	0.2
				처리방법	매 립	41.5	33.2	0.0	0.0	0.0	0.0	0.0	0.0	33.2	0.0	0.0	0.0	0.0	0.0	0.0
					소 각	38.6	38.6	0.0	0.0	0.0	38.4	0.0	0.0	0.0	0.0	0.0	0.0	0.0	0.0	0.2
					재 활 용	643.4	29.9	5.6	8.9	0.0	12.5	0.0	0.0	0.0	0.0	0.0	0.0	2.9	0.0	0.0
					해역배출	0.0	0.0	0.0	0.0	0.0	0.0	0.0	0.0	0.0	0.0	0.0	0.0	0.0	0.0	0.0
		국가	울산미포	발생량		699.8	95.5	5.6	7.4	0.0	46.4	0.0	0.0	33.2	0.0	0.0	0.0	2.9	0.0	0.0
				처리방법	매 립	41.5	33.2							33.2						
					소 각	37.1	37.1				37.1									
					재 활 용	621.2	25.2	5.6	7.4		9.3							2.9		
					해역배출	0.0	0.0													
		일반	매곡	발생량		1.0	1.0	0.0	0.4	0.0	0.4	0.0	0.0	0.0	0.0	0.0	0.0	0.0	0.0	0.2
				처리방법	매 립	0.0	0.0													
					소 각	0.4	0.4				0.2									0.2
					재 활 용	0.6	0.6		0.4		0.2									
					해역배출	0.0	0.0													
		일반	모듈화	발생량		21.2	3.7	0.0	1.1	0.0	2.6	0.0	0.0	0.0	0.0	0.0	0.0	0.0	0.0	0.0
				처리방법	매 립	0.0	0.0													
					소 각	0.1	0.1				0.1									
					재 활 용	21.1	3.6		1.1		2.5									
					해역배출	0.0	0.0													

(단위:톤/일)

구분		산업단지구분		발생량 및 처리현황	불 연 성															
시도	시군구	단지유형	산업단지명		소계	광재류	연소재	소각재	분진류	폐주물사 모래류	폐금속류	폐석회 석고류	폐촉매	폐흡착재 폐흡수재	유리· 도자기편류	무기성오니류				기타
																폐수처리 오니	공정오니	정수처리 오니	하수처리 오니	
대전	대덕구	국가	대덕연구 개발특구	발 생 량	287.2	0.0	0.0	264.6	0.2	0.1	0.0	0.5	0.0	0.2	1.0	4.5	0.0	0.0	0.0	16.1
				처리방법 매 립	110.4	0.0	0.0	88.8	0.2	0.1	0.0	0.5	0.0	0.1	0.3	4.4	0.0	0.0	0.0	16.0
				처리방법 소 각	0.0	0.0	0.0	0.0	0.0	0.0	0.0	0.0	0.0	0.0	0.0	0.0	0.0	0.0	0.0	0.0
				처리방법 재 활 용	176.8	0.0	0.0	175.8	0.0	0.0	0.0	0.0	0.0	0.1	0.7	0.1	0.0	0.0	0.0	0.1
				처리방법 해역배출	0.0	0.0	0.0	0.0	0.0	0.0	0.0	0.0	0.0	0.0	0.0	0.0	0.0	0.0	0.0	0.0
울산	소계			발 생 량	3,055.5	114.7	126.6	249.7	243.0	242.0	529.0	869.5	60.3	29.8	18.3	180.7	112.8	19.3	0.0	259.8
				처리방법 매 립	770.1	14.5	0.0	237.5	38.2	43.8	0.0	112.9	20.0	19.2	0.8	153.0	41.4	14.5	0.0	74.3
				처리방법 소 각	0.7	0.0	0.0	0.0	0.0	0.0	0.0	0.0	0.0	0.0	0.0	0.0	0.7	0.0	0.0	0.0
				처리방법 재 활 용	2,260.1	100.2	126.6	12.2	204.8	198.2	529.0	756.6	40.3	10.6	17.5	27.7	46.1	4.8	0.0	185.5
				처리방법 해역배출	24.6	0.0	0.0	0.0	0.0	0.0	0.0	0.0	0.0	0.0	0.0	0.0	24.6	0.0	0.0	0.0
	남구	소계		발 생 량	1,541.1	6.4	126.6	249.7	36.1	4.7	57.7	755.7	40.0	25.3	0.0	107.5	44.7	17.9	0.0	68.8
				처리방법 매 립	427.9	3.2	0.0	237.5	3.9	1.5	0.0	0.7	18.3	18.7	0.0	97.0	19.0	13.1	0.0	15.0
				처리방법 소 각	0.6	0.0	0.0	0.0	0.0	0.0	0.0	0.0	0.0	0.0	0.0	0.0	0.6	0.0	0.0	0.0
				처리방법 재 활 용	1,088.4	3.2	126.6	12.2	32.2	3.2	57.7	755.0	21.7	6.6	0.0	10.5	0.9	4.8	0.0	53.8
				처리방법 해역배출	24.2	0.0	0.0	0.0	0.0	0.0	0.0	0.0	0.0	0.0	0.0	0.0	24.2	0.0	0.0	0.0
		국가	울산미포	발 생 량	1,541.1	6.4	126.6	249.7	36.1	4.7	57.7	755.7	40.0	25.3	0.0	107.5	44.7	17.9	0.0	68.8
				처리방법 매 립	427.9	3.2		237.5	3.9	1.5		0.7	18.3	18.7		97.0	19.0	13.1		15.0
				처리방법 소 각	0.6												0.6			
				처리방법 재 활 용	1,088.4	3.2	126.6	12.2	32.2	3.2	57.7	755.0	21.7	6.6		10.5	0.9	4.8		53.8
				처리방법 해역배출	24.2												24.2			
	동구	소계		발 생 량	203.3	46.0	0.0	0.0	124.5	13.0	0.0	0.0	0.0	1.4	0.0	0.9	0.0	0.1	0.0	17.4
				처리방법 매 립	58.7	5.3	0.0	0.0	27.7	11.8	0.0	0.0	0.0	0.1	0.0	0.0	0.0	0.1	0.0	13.7
				처리방법 소 각	0.0	0.0	0.0	0.0	0.0	0.0	0.0	0.0	0.0	0.0	0.0	0.0	0.0	0.0	0.0	0.0
				처리방법 재 활 용	144.6	40.7	0.0	0.0	96.8	1.2	0.0	0.0	0.0	1.3	0.0	0.9	0.0	0.0	0.0	3.7
				처리방법 해역배출	0.0	0.0	0.0	0.0	0.0	0.0	0.0	0.0	0.0	0.0	0.0	0.0	0.0	0.0	0.0	0.0
		국가	울산미포	발 생 량	203.3	46.0	0.0	0.0	124.5	13.0	0.0	0.0	0.0	1.4	0.0	0.9	0.0	0.1	0.0	17.4
				처리방법 매 립	58.7	5.3			27.7	11.8				0.1				0.1		13.7
				처리방법 소 각	0.0															
				처리방법 재 활 용	144.6	40.7			96.8	1.2				1.3		0.9				3.7
				처리방법 해역배출	0.0															
	북구	소계		발 생 량	621.8	3.7	0.0	0.0	10.7	107.9	471.3	0.0	0.0	0.3	17.6	0.8	5.2	0.0	0.0	4.3
				처리방법 매 립	8.3	0.0	0.0	0.0	0.6	0.3	0.0	0.0	0.0	0.0	0.1	0.8	5.2	0.0	0.0	1.3
				처리방법 소 각	0.0	0.0	0.0	0.0	0.0	0.0	0.0	0.0	0.0	0.0	0.0	0.0	0.0	0.0	0.0	0.0
				처리방법 재 활 용	613.5	3.7	0.0	0.0	10.1	107.6	471.3	0.0	0.0	0.3	17.5	0.0	0.0	0.0	0.0	3.0
				처리방법 해역배출	0.0	0.0	0.0	0.0	0.0	0.0	0.0	0.0	0.0	0.0	0.0	0.0	0.0	0.0	0.0	0.0
		국가	울산미포	발 생 량	604.3	3.7	0.0	0.0	10.7	107.9	471.3	0.0	0.0	0.3	0.1	0.8	5.2	0.0	0.0	4.3
				처리방법 매 립	8.3				0.6	0.3					0.1	0.8	5.2			1.3
				처리방법 소 각	0.0															
				처리방법 재 활 용	596.0	3.7			10.1	107.6	471.3			0.3						3.0
				처리방법 해역배출	0.0															
		일반	매곡	발 생 량	0.0	0.0	0.0	0.0	0.0	0.0	0.0	0.0	0.0	0.0	0.0	0.0	0.0	0.0	0.0	0.0
				처리방법 매 립	0.0															
				처리방법 소 각	0.0															
				처리방법 재 활 용	0.0															
				처리방법 해역배출	0.0															
		일반	모듈화	발 생 량	17.5	0.0	0.0	0.0	0.0	0.0	0.0	0.0	0.0	0.0	17.5	0.0	0.0	0.0	0.0	0.0
				처리방법 매 립	0.0															
				처리방법 소 각	0.0															
				처리방법 재 활 용	17.5										17.5					
				처리방법 해역배출	0.0															

(단위:톤/일)

구분		산업단지구분		발생량 및 처리현황		총계	가 연 성													
시도	시군구	단지유형	산업단지명				소계	폐지류	폐목재류	폐합성고분자화합물				유기성오니류				동식물성 폐잔재물	폐식용유	기타
										폐섬유류	폐합성 수지	폐합성 고무	폐피혁	폐수처리오니	공정오니	정수처리오니	하수처리오니			
울산	북구	농공	달천	발 생 량		1.5	1.5	0.0	0.0	0.0	1.5	0.0	0.0	0.0	0.0	0.0	0.0	0.0	0.0	0.0
				처리방법	매 립	0.0	0.0													
					소 각	1.0	1.0				1.0									
					재 활 용	0.5	0.5				0.5									
					해역배출	0.0	0.0													
	울주군	소계		발 생 량		1,262.9	573.6	0.0	9.7	2.0	106.4	0.0	0.0	402.5	0.1	0.0	52.8	0.0	0.0	0.1
				처리방법	매 립	278.3	3.1	0.0	0.0	1.6	0.0	0.0	0.0	1.5	0.0	0.0	0.0	0.0	0.0	0.0
					소 각	88.3	88.2	0.0	0.3	0.4	34.5	0.0	0.0	0.0	0.1	0.0	52.8	0.0	0.0	0.1
					재 활 용	523.1	109.5	0.0	9.4	0.0	71.9	0.0	0.0	28.2	0.0	0.0	0.0	0.0	0.0	0.0
					해역배출	373.2	372.8	0.0	0.0	0.0	0.0	0.0	0.0	372.8	0.0	0.0	0.0	0.0	0.0	0.0
		국가	온산	발 생 량		1,262.9	573.6	0.0	9.7	2.0	106.4	0.0	0.0	402.5	0.1	0.0	52.8	0.0	0.0	0.1
				처리방법	매 립	278.3	3.1			1.6				1.5						
					소 각	88.3	88.2		0.3	0.4	34.5				0.1		52.8			0.1
					재 활 용	523.1	109.5		9.4		71.9			28.2						
					해역배출	373.2	372.8							372.8						
세종	소계			발 생 량		278.5	161.5	0.0	0.5	0.4	143.9	0.0	0.0	16.3	0.1	0.0	0.0	0.3	0.0	0.0
				처리방법	매 립	31.0	4.6	0.0	0.0	0.4	0.0	0.0	0.0	4.2	0.0	0.0	0.0	0.0	0.0	0.0
					소 각	140.1	140.0	0.0	0.0	0.0	130.5	0.0	0.0	9.4	0.1	0.0	0.0	0.0	0.0	0.0
					재 활 용	106.1	15.6	0.0	0.5	0.0	13.4	0.0	0.0	1.4	0.0	0.0	0.0	0.3	0.0	0.0
					해역배출	1.3	1.3	0.0	0.0	0.0	0.0	0.0	0.0	1.3	0.0	0.0	0.0	0.0	0.0	0.0
	세종시	소계		발 생 량		278.5	161.5	0.0	0.5	0.4	143.9	0.0	0.0	16.3	0.1	0.0	0.0	0.3	0.0	0.0
				처리방법	매 립	31.0	4.6	0.0	0.0	0.4	0.0	0.0	0.0	4.2	0.0	0.0	0.0	0.0	0.0	0.0
					소 각	140.1	140.0	0.0	0.0	0.0	130.5	0.0	0.0	9.4	0.1	0.0	0.0	0.0	0.0	0.0
					재 활 용	106.1	15.6	0.0	0.5	0.0	13.4	0.0	0.0	1.4	0.0	0.0	0.0	0.3	0.0	0.0
					해역배출	1.3	1.3	0.0	0.0	0.0	0.0	0.0	0.0	1.3	0.0	0.0	0.0	0.0	0.0	0.0
		일반	소정 일반산업단지	발 생 량		8.0	0.4	0.0	0.0	0.0	0.4	0.0	0.0	0.0	0.0	0.0	0.0	0.0	0.0	0.0
				처리방법	매 립	5.0	0.0	0.0	0.0	0.0	0.0	0.0	0.0		0.0	0.0	0.0	0.0	0.0	0.0
					소 각	0.4	0.4	0.0	0.0	0.0	0.4	0.0	0.0	0.0	0.0	0.0	0.0	0.0	0.0	0.0
					재 활 용	2.6	0.0	0.0	0.0	0.0	0.0	0.0	0.0	0.0	0.0	0.0	0.0	0.0	0.0	0.0
					해역배출	0.0	0.0	0.0	0.0	0.0	0.0	0.0	0.0	0.0	0.0	0.0	0.0	0.0	0.0	0.0
		일반	부용 일반산업단지	발 생 량		240.3	150.1	0.0	0.3	0.0	137.4	0.0	0.0	12.4	0.0	0.0	0.0	0.0	0.0	0.0
				처리방법	매 립	22.2	2.8	0.0	0.0	0.0	0.0	0.0	0.0	2.8	0.0	0.0	0.0	0.0	0.0	0.0
					소 각	136.1	136.1	0.0	0.0	0.0	126.7	0.0	0.0	9.4	0.0	0.0	0.0	0.0	0.0	0.0
					재 활 용	82.0	11.2	0.0	0.3	0.0	10.7	0.0	0.0	0.2	0.0	0.0	0.0		0.0	0.0
					해역배출	0.0	0.0	0.0	0.0	0.0	0.0	0.0	0.0	0.0	0.0	0.0	0.0	0.0	0.0	0.0
		일반	명학 일반산업단지	발 생 량		3.4	2.9	0.0	0.2	0.3	2.4	0.0	0.0	0.0	0.0	0.0	0.0	0.0	0.0	0.0
				처리방법	매 립	0.5	0.3	0.0	0.0	0.3	0.0	0.0	0.0	0.0	0.0	0.0	0.0	0.0	0.0	0.0
					소 각	0.2	0.2	0.0	0.0	0.0	0.2	0.0	0.0	0.0	0.0	0.0	0.0	0.0	0.0	0.0
					재 활 용	2.7	2.4	0.0	0.2	0.0	2.2	0.0	0.0	0.0	0.0	0.0	0.0	0.0	0.0	0.0
					해역배출	0.0	0.0	0.0	0.0	0.0	0.0	0.0	0.0	0.0	0.0	0.0	0.0	0.0	0.0	0.0
		일반	월산 일반산업단지	발 생 량		1.5	1.4	0.0	0.0	0.1	0.1	0.0	0.0	1.2	0.0	0.0	0.0	0.0	0.0	0.0
				처리방법	매 립	0.2	0.1	0.0	0.0	0.1	0.0	0.0	0.0	0.0	0.0	0.0	0.0	0.0	0.0	0.0
					소 각	0.1	0.1	0.0	0.0	0.0	0.1	0.0	0.0	0.0	0.0	0.0	0.0	0.0	0.0	0.0
					재 활 용	1.2	1.2	0.0		0.0		0.0	0.0	1.2	0.0	0.0	0.0	0.0	0.0	0.0
					해역배출	0.0	0.0	0.0	0.0	0.0	0.0	0.0	0.0	0.0	0.0	0.0	0.0	0.0	0.0	0.0
		일반	전의 일반산업단지	발 생 량		20.5	5.9	0.0	0.0	0.0	3.1	0.0	0.0	2.7	0.1	0.0	0.0	0.0	0.0	0.0
				처리방법	매 립	2.8	1.4	0.0	0.0	0.0	0.0	0.0	0.0	1.4	0.0	0.0	0.0	0.0	0.0	0.0
					소 각	3.2	3.2	0.0	0.0	0.0	3.1	0.0	0.0	0.0	0.1	0.0	0.0	0.0	0.0	0.0
					재 활 용	13.2	0.0	0.0	0.0	0.0	0.0	0.0	0.0	0.0	0.0	0.0	0.0	0.0	0.0	0.0
					해역배출	1.3	1.3	0.0	0.0	0.0	0.0	0.0	0.0	1.3	0.0	0.0	0.0	0.0	0.0	0.0

(단위:톤/일)

구분		산업단지구분		발생량 및 처리현황	불 연 성															
시도	시군구	단지유형	산업단지명		소계	광재류	연소재	소각재	분진류	폐주물사 모래류	폐금속류	폐석회 석고류	폐촉매	폐흡착재 폐흡수재	유리· 도자기편류	무기성오니류				기타
																폐수처리 오니	공정오니	정수처리 오니	하수처리 오니	
울산	북구	농공	달천	발 생 량	0.0	0.0	0.0	0.0	0.0	0.0	0.0	0.0	0.0	0.0	0.0	0.0	0.0	0.0	0.0	0.0
				처리방법 매 립	0.0															
				처리방법 소 각	0.0															
				처리방법 재 활 용	0.0															
				처리방법 해역배출	0.0															
	울주군	소계		발 생 량	689.3	58.6	0.0	0.0	71.7	116.4	0.0	113.8	20.3	2.8	0.7	71.5	62.9	1.3	0.0	169.3
				처리방법 매 립	275.2	6.0	0.0	0.0	6.0	30.2	0.0	112.2	1.7	0.4	0.7	55.2	17.2	1.3	0.0	44.3
				처리방법 소 각	0.1	0.0	0.0	0.0	0.0	0.0	0.0	0.0	0.0	0.0	0.0	0.0	0.1	0.0	0.0	0.0
				처리방법 재 활 용	413.6	52.6	0.0	0.0	65.7	86.2	0.0	1.6	18.6	2.4	0.0	16.3	45.2	0.0	0.0	125.0
				처리방법 해역배출	0.4	0.0	0.0	0.0	0.0	0.0	0.0	0.0	0.0	0.0	0.0	0.0	0.4	0.0	0.0	0.0
		국가	온산	발 생 량	689.3	58.6	0.0	0.0	71.7	116.4	0.0	113.8	20.3	2.8	0.7	71.5	62.9	1.3	0.0	169.3
				처리방법 매 립	275.2	6.0			6.0	30.2		112.2	1.7	0.4	0.7	55.2	17.2	1.3		44.3
				처리방법 소 각	0.1												0.1			
				처리방법 재 활 용	413.6	52.6			65.7	86.2		1.6	18.6	2.4		16.3	45.2			125.0
				처리방법 해역배출	0.4												0.4			
세종	소계			발 생 량	117.0	0.0	0.0	87.3	0.8	3.2	0.0	0.0	0.0	0.6	11.2	13.6	0.0	0.0	0.0	0.3
				처리방법 매 립	26.4	0.0	0.0	16.5	0.8	3.2	0.0	0.0	0.0	0.2	5.0	0.4	0.0	0.0	0.0	0.3
				처리방법 소 각	0.1	0.0	0.0	0.0	0.0	0.0	0.0	0.0	0.0	0.1	0.0	0.0	0.0	0.0	0.0	0.0
				처리방법 재 활 용	90.5	0.0	0.0	70.8	0.0	0.0	0.0	0.0	0.0	0.3	6.2	13.2	0.0	0.0	0.0	0.0
				처리방법 해역 배출	0.0	0.0	0.0	0.0	0.0	0.0	0.0	0.0	0.0	0.0	0.0	0.0	0.0	0.0	0.0	0.0
	세종시	소계		발 생 량	117.0	0.0	0.0	87.3	0.8	3.2	0.0	0.0	0.0	0.6	11.2	13.6	0.0	0.0	0.0	0.3
				처리방법 매 립	26.4	0.0	0.0	16.5	0.8	3.2	0.0	0.0	0.0	0.2	5.0	0.4	0.0	0.0	0.0	0.3
				처리방법 소 각	0.1	0.0	0.0	0.0	0.0	0.0	0.0	0.0	0.0	0.1	0.0	0.0	0.0	0.0	0.0	0.0
				처리방법 재 활 용	90.5	0.0	0.0	70.8	0.0	0.0	0.0	0.0	0.0	0.3	6.2	13.2	0.0	0.0	0.0	0.0
				처리방법 해역 배출	0.0	0.0	0.0	0.0	0.0	0.0	0.0	0.0	0.0	0.0	0.0	0.0	0.0	0.0	0.0	0.0
		일반	소정 일반산업단지	발 생 량	7.6	0.0	0.0	0.0	0.0	0.0	0.0	0.0	0.0	0.0	7.6	0.0	0.0	0.0	0.0	0.0
				처리방법 매 립	5.0	0.0	0.0	0.0		0.0	0.0	0.0	0.0	0.0	5.0	0.0	0.0	0.0	0.0	0.0
				처리방법 소 각	0.0	0.0	0.0	0.0	0.0	0.0	0.0	0.0	0.0	0.0	0.0	0.0	0.0	0.0	0.0	0.0
				처리방법 재 활 용	2.6	0.0	0.0	0.0	0.0	0.0	0.0	0.0	0.0	0.0	2.6	0.0	0.0	0.0	0.0	0.0
				처리방법 해역배출	0.0	0.0	0.0	0.0	0.0	0.0	0.0	0.0	0.0	0.0	0.0	0.0	0.0	0.0	0.0	0.0
		일반	부용 일반산업단지	발 생 량	90.2	0.0	0.0	87.2	0.3	2.7	0.0	0.0	0.0	0.0	0.0	0.0	0.0	0.0	0.0	0.0
				처리방법 매 립	19.4	0.0	0.0	16.4	0.3	2.7	0.0	0.0	0.0	0.0	0.0			0.0	0.0	0.0
				처리방법 소 각	0.0	0.0	0.0	0.0	0.0	0.0	0.0	0.0	0.0	0.0	0.0	0.0	0.0	0.0	0.0	0.0
				처리방법 재 활 용	70.8	0.0	0.0	70.8	0.0	0.0	0.0	0.0	0.0	0.0	0.0		0.0	0.0	0.0	0.0
				처리방법 해역배출	0.0	0.0	0.0	0.0	0.0	0.0	0.0	0.0	0.0	0.0	0.0	0.0	0.0	0.0	0.0	0.0
		일반	명학 일반산업단지	발 생 량	0.5	0.0	0.0	0.0	0.0	0.2	0.0	0.0	0.0	0.3	0.0	0.0	0.0	0.0	0.0	0.0
				처리방법 매 립	0.2	0.0	0.0	0.0	0.0	0.2	0.0	0.0	0.0	0.0	0.0		0.0	0.0	0.0	0.0
				처리방법 소 각	0.0	0.0	0.0	0.0	0.0	0.0	0.0	0.0	0.0	0.0	0.0	0.0	0.0	0.0	0.0	0.0
				처리방법 재 활 용	0.3	0.0	0.0	0.0	0.0	0.0	0.0	0.0	0.0	0.3	0.0		0.0	0.0	0.0	0.0
				처리방법 해역배출	0.0	0.0	0.0	0.0	0.0	0.0	0.0	0.0	0.0	0.0	0.0	0.0	0.0	0.0	0.0	0.0
		일반	월산 일반산업단지	발 생 량	0.1	0.0	0.0	0.1	0.0	0.0	0.0	0.0	0.0	0.0	0.0	0.0	0.0	0.0	0.0	0.0
				처리방법 매 립	0.1	0.0	0.0	0.1	0.0		0.0	0.0	0.0	0.0	0.0		0.0	0.0	0.0	0.0
				처리방법 소 각	0.0	0.0	0.0	0.0	0.0	0.0	0.0	0.0	0.0	0.0	0.0	0.0	0.0	0.0	0.0	0.0
				처리방법 재 활 용	0.0	0.0	0.0	0.0	0.0	0.0	0.0	0.0	0.0		0.0		0.0	0.0	0.0	0.0
				처리방법 해역배출	0.0	0.0	0.0	0.0	0.0	0.0	0.0	0.0	0.0	0.0	0.0	0.0	0.0	0.0	0.0	0.0
		일반	전의 일반산업단지	발 생 량	14.6	0.0	0.0	0.0	0.5	0.3	0.0	0.0	0.0	0.2	0.0	13.6	0.0	0.0	0.0	0.0
				처리방법 매 립	1.4	0.0	0.0	0.0	0.5	0.3	0.0	0.0	0.0	0.2	0.0	0.4	0.0	0.0	0.0	0.0
				처리방법 소 각	0.0	0.0	0.0	0.0	0.0	0.0	0.0	0.0	0.0	0.0	0.0	0.0	0.0	0.0	0.0	0.0
				처리방법 재 활 용	13.2	0.0	0.0	0.0	0.0	0.0	0.0	0.0	0.0	0.0	0.0	13.2	0.0	0.0	0.0	0.0
				처리방법 해역배출	0.0	0.0	0.0	0.0	0.0	0.0	0.0	0.0	0.0	0.0	0.0	0.0	0.0	0.0	0.0	0.0

(단위:톤/일)

구분		산업단지구분		발생량 및 처리현황		총계	가 연 성													
시도	시군구	단지유형	산업단지명				소계	폐지류	폐목재류	폐합성고분자화합물				유기성오니류				동식물성 폐잔재물	폐식용유	기타
										폐섬유류	폐합성 수지	폐합성 고무	폐피혁	폐수처리오니	공정오니	정수처리오니	하수처리오니			
세종	세종시	일반	전의 제2일반산업단지	발 생 량		0.8	0.7	0.0	0.0	0.0	0.4	0.0	0.0	0.0	0.0	0.0	0.0	0.3	0.0	0.0
				처리방법	매 립	0.0	0.0	0.0	0.0	0.0	0.0	0.0	0.0	0.0	0.0	0.0	0.0	0.0	0.0	0.0
					소 각	0.1	0.0	0.0	0.0	0.0	0.0	0.0	0.0	0.0	0.0	0.0	0.0	0.0	0.0	0.0
					재 활 용	0.7	0.7	0.0	0.0	0.0	0.4	0.0	0.0	0.0	0.0	0.0	0.0	0.3	0.0	0.0
					해역배출	0.0	0.0	0.0	0.0	0.0	0.0	0.0	0.0	0.0	0.0	0.0	0.0	0.0	0.0	0.0
	세종시	농공	노장농공단지	발 생 량		4.0	0.1	0.0	0.0	0.0	0.1	0.0	0.0	0.0	0.0	0.0	0.0	0.0	0.0	0.0
				처리방법	매 립	0.3	0.0	0.0	0.0	0.0	0.0	0.0	0.0	0.0	0.0	0.0	0.0	0.0	0.0	0.0
					소 각	0.0	0.0	0.0	0.0	0.0		0.0	0.0	0.0	0.0	0.0	0.0	0.0	0.0	0.0
					재 활 용	3.7	0.1	0.0	0.0	0.0	0.1	0.0	0.0		0.0	0.0	0.0	0.0	0.0	0.0
					해역배출	0.0	0.0	0.0	0.0	0.0	0.0	0.0	0.0	0.0	0.0	0.0	0.0	0.0	0.0	0.0
경기	소계			발 생 량		3,636.2	1,856.7	15.6	50.0	3.9	761.0	7.3	1.0	404.6	25.0	1.7	469.3	107.4	0.9	9.0
				처리방법	매 립	900.1	51.4	0.0	0.6	0.1	8.1	0.0	0.0	29.4	7.5	0.0	4.0	1.7	0.0	0.0
					소 각	763.0	754.5	0.0	12.8	1.8	246.8	1.3	0.0	14.3	5.6	0.0	448.9	15.9	0.0	7.1
					재 활 용	1,685.4	863.9	15.6	36.6	2.0	506.1	6.0	1.0	181.7	4.2	1.7	16.4	89.8	0.9	1.9
					해역배출	287.7	186.9	0.0	0.0	0.0	0.0	0.0	0.0	179.2	7.7	0.0	0.0	0.0	0.0	0.0
	성남시	소계		발 생 량		79.6	60.1	0.0	0.0	0.0	17.1	0.3	0.0	10.9	0.0	0.0	0.0	31.2	0.5	0.1
				처리방법	매 립	0.7	0.5	0.0	0.0	0.0	0.4	0.0	0.0	0.1	0.0	0.0	0.0	0.0	0.0	0.0
					소 각	11.1	11.1	0.0	0.0	0.0	10.8	0.0	0.0	0.3	0.0	0.0	0.0	0.0	0.0	0.0
					재 활 용	58.7	39.4	0.0	0.0	0.0	5.9	0.3	0.0	1.4	0.0	0.0	0.0	31.2	0.5	0.1
					해역배출	9.1	9.1	0.0	0.0	0.0	0.0	0.0	0.0	9.1	0.0	0.0	0.0	0.0	0.0	0.0
		일반	성남 일반산업단지	발 생 량		79.6	60.1	0.0	0.0	0.0	17.1	0.3	0.0	10.9	0.0	0.0	0.0	31.2	0.5	0.1
				처리방법	매 립	0.7	0.5				0.4			0.1						
					소 각	11.1	11.1				10.8			0.3						
					재 활 용	58.7	39.4				5.9	0.3		1.4				31.2	0.5	0.1
					해역배출	9.1	9.1							9.1						
	평택시	소계		발 생 량		467.5	237.2	0.0	8.5	0.0	181.0	1.2	0.0	32.1	0.0	0.0	10.1	2.1	0.4	1.8
				처리방법	매 립	120.4	8.3	0.0	0.6	0.0	0.0	0.0	0.0	7.7	0.0	0.0	0.0	0.0	0.0	0.0
					소 각	47.5	44.7	0.0	0.2	0.0	41.8	0.0	0.0	2.6	0.0	0.0	0.0	0.1	0.0	0.0
					재 활 용	277.5	168.2	0.0	7.7	0.0	139.2	1.2	0.0	5.8	0.0	0.0	10.1	2.0	0.4	1.8
					해역배출	22.1	16.0	0.0	0.0	0.0	0.0	0.0	0.0	16.0	0.0	0.0	0.0	0.0	0.0	0.0
		국가	송탄 일반산업단지	발 생 량		174.7	116.3	0.0	0.2	0.0	103.9	0.0	0.0	12.2	0.0	0.0	0.0	0.0	0.0	0.0
				처리방법	매 립	33.5	2.0							2.0						
					소 각	23.3	22.9		0.2		22.7									
					재 활 용	101.8	81.4				81.2			0.2						
					해역배출	16.1	10.0							10.0						
	평택시	일반	장당일반산업단지	발 생 량		10.0	8.0	0.0	0.0	0.0	1.0	0.0	0.0	7.0	0.0	0.0	0.0	0.0	0.0	0.0
				처리방법	매 립	2.0	0.0													
					소 각	0.2	0.2				0.2									
					재 활 용	1.8	1.8				0.8			1.0						
					해역배출	6.0	6.0							6.0						
		일반	침괴 일반산업단지	발 생 량		20.4	12.4	0.0	0.0	0.0	9.1	0.0	0.0	3.3	0.0	0.0	0.0	0.0	0.0	0.0
				처리방법	매 립	8.0	3.0							3.0						
					소 각	2.1	2.1				2.1									
					재 활 용	10.3	7.3				7.0			0.3						
					해역배출	0.0	0.0													
		일반	진위산업단지	발 생 량		1.0	1.0	0.0	0.6	0.0	0.0	0.0	0.0	0.4	0.0	0.0	0.0	0.0	0.0	0.0
				처리방법	매 립	1.0	1.0		0.6					0.4						
					소 각	0.0	0.0													
					재 활 용	0.0	0.0													
					해역배출	0.0	0.0													

(단위:톤/일)

구분		산업단지구분		발생량 및 처리현황		불 연 성															
시도	시군구	단지유형	산업단지명			소계	광재류	연소재	소각재	분진류	폐주물사 모래류	폐금속류	폐석회 석고류	폐촉매	폐흡착재 폐흡수재	유리· 도자기편류	무기성오니류				기타
																	폐수처리 오니	공정오니	정수처리 오니	하수처리 오니	
세종	세종시	일반	전의 제2일반산업단지	발 생 량		0.1	0.0	0.0	0.0	0.0	0.0	0.0	0.0	0.0	0.1	0.0	0.0	0.0	0.0	0.0	0.0
				처리방법	매 립	0.0	0.0	0.0	0.0	0.0	0.0	0.0	0.0	0.0	0.0	0.0		0.0	0.0	0.0	0.0
					소 각	0.1	0.0	0.0	0.0	0.0	0.0	0.0	0.0	0.0	0.1	0.0	0.0	0.0	0.0	0.0	0.0
					재 활 용	0.0	0.0	0.0	0.0	0.0	0.0	0.0	0.0	0.0	0.0	0.0		0.0	0.0	0.0	0.0
					해역배출	0.0	0.0	0.0	0.0	0.0	0.0	0.0	0.0	0.0	0.0	0.0	0.0	0.0	0.0	0.0	0.0
	세종시	농공	노장농공단지	발 생 량		3.9	0.0	0.0	0.0	0.0	0.0	0.0	0.0	0.0	0.0	3.6	0.0	0.0	0.0	0.0	0.3
				처리방법	매 립	0.3	0.0	0.0	0.0	0.0	0.0	0.0	0.0	0.0	0.0	0.0	0.0	0.0	0.0	0.0	0.3
					소 각	0.0	0.0	0.0	0.0	0.0	0.0	0.0	0.0	0.0	0.0	0.0	0.0	0.0	0.0	0.0	0.0
					재 활 용	3.6	0.0	0.0	0.0	0.0	0.0	0.0	0.0	0.0	0.0	3.6	0.0		0.0	0.0	0.0
					해역배출	0.0	0.0	0.0	0.0	0.0	0.0	0.0	0.0	0.0	0.0	0.0	0.0	0.0	0.0	0.0	0.0
경기	소계			발 생 량		1,779.5	105.5	190.3	569.9	59.4	238.9	0.7	10.9	0.3	15.1	112.9	355.7	45.7	0.0	0.0	74.2
				처리방법	매 립	848.7	33.2	39.8	431.0	15.6	108.6	0.1	4.8	0.1	1.6	46.6	87.9	32.6	0.0	0.0	46.8
					소 각	8.5	0.0	0.0	0.0	0.3	0.0	0.0	0.0	0.0	1.1	0.0	3.0	2.6	0.0	0.0	1.5
					재 활 용	821.5	72.3	150.5	76.8	43.5	130.3	0.6	6.1	0.2	12.4	66.3	226.1	10.5	0.0	0.0	25.9
					해역배출	100.8	0.0	0.0	62.1	0.0	0.0	0.0	0.0	0.0	0.0	0.0	38.7	0.0	0.0	0.0	0.0
	성남시	소계		발 생 량		19.5	18.7	0.0	0.0	0.0	0.0	0.0	0.0	0.0	0.4	0.0	0.4	0.0	0.0	0.0	0.0
				처리방법	매 립	0.2	0.0	0.0	0.0	0.0	0.0	0.0	0.0	0.0	0.0	0.0	0.2	0.0	0.0	0.0	0.0
					소 각	0.0	0.0	0.0	0.0	0.0	0.0	0.0	0.0	0.0	0.0	0.0	0.0	0.0	0.0	0.0	0.0
					재 활 용	19.3	18.7	0.0	0.0	0.0	0.0	0.0	0.0	0.0	0.4	0.0	0.2	0.0	0.0	0.0	0.0
					해역배출	0.0	0.0	0.0	0.0	0.0	0.0	0.0	0.0	0.0	0.0	0.0	0.0	0.0	0.0	0.0	0.0
		일반	성남 일반산업단지	발 생 량		19.5	18.7	0.0	0.0	0.0	0.0	0.0	0.0	0.0	0.4	0.0	0.4	0.0	0.0	0.0	0.0
				처리방법	매 립	0.2											0.2				
					소 각	0.0															
					재 활 용	19.3	18.7								0.4		0.2				
					해역배출	0.0															
	평택시	소계		발 생 량		230.3	4.1	0.0	61.6	38.9	16.4	0.6	6.4	0.1	5.3	33.5	30.4	19.9	0.0	0.0	13.1
				처리방법	매 립	112.1	1.8	0.0	61.4	3.8	3.8	0.0	0.3	0.0	0.9	3.7	7.5	17.9	0.0	0.0	11.0
					소 각	2.8	0.0	0.0	0.0	0.0	0.0	0.0	0.0	0.0	0.8	0.0	0.4	1.6	0.0	0.0	0.0
					재 활 용	109.3	2.3	0.0	0.2	35.1	12.6	0.6	6.1	0.1	3.6	29.8	16.4	0.4	0.0	0.0	2.1
					해역배출	6.1	0.0	0.0	0.0	0.0	0.0	0.0	0.0	0.0	0.0	0.0	6.1	0.0	0.0	0.0	0.0
		국가	송탄 일반산업단지	발 생 량		58.4	0.2	0.0	7.7	3.3	1.4	0.6	6.2	0.1	0.2	4.1	11.8	11.3	0.0	0.0	11.5
				처리방법	매 립	31.5	0.1		7.5	0.5	0.5		0.3		0.1	0.1	2.0	11.0			9.4
					소 각	0.4											0.2	0.2			
					재 활 용	20.4	0.1		0.2	2.8	0.9	0.6	5.9	0.1	0.1	4.0	3.5	0.1			2.1
					해역배출	6.1											6.1				
	평택시	일반	장당일반산업단지	발 생 량		2.0	0.0	0.0	0.0	2.0	0.0	0.0	0.0	0.0	0.0	0.0	0.0	0.0	0.0	0.0	0.0
				처리방법	매 립	2.0				2.0											
					소 각	0.0															
					재 활 용	0.0															
					해역배출	0.0															
		일반	침괴 일반산업단지	발 생 량		8.0	0.0	0.0	5.0	0.0	0.0	0.0	0.0	0.0	3.0	0.0	0.0	0.0	0.0	0.0	0.0
				처리방법	매 립	5.0			5.0												
					소 각	0.0															
					재 활 용	3.0									3.0						
					해역배출	0.0															
		일반	진위산업단지	발 생 량		0.0	0.0	0.0	0.0	0.0	0.0	0.0	0.0	0.0	0.0	0.0	0.0	0.0	0.0	0.0	0.0
				처리방법	매 립	0.0															
					소 각	0.0															
					재 활 용	0.0															
					해역배출	0.0															

(단위:톤/일)

구분		산업단지구분		발생량 및 처리현황		총계	가 연 성													
시도	시군구	단지유형	산업단지명				소계	폐지류	폐목재류	폐합성고분자화합물				유기성오니류				동식물성 폐잔재물	폐식용유	기타
										폐섬유류	폐합성 수지	폐합성 고무	폐피혁	폐수처리오니	공정오니	정수처리오니	하수처리오니			
경기	평택시	일반	평택 일반산업단지	발 생 량		30.8	4.0	0.0	0.0	0.0	2.1	0.0	0.0	0.0	0.0	0.0	0.0	0.1	0.0	1.8
				처리방법	매 립	4.5	0.0													
					소 각	0.8	0.8				0.8									
					재 활 용	25.5	3.2				1.3							0.1		1.8
					해역배출	0.0	0.0													
		일반	추팔 일반산업단지	발 생 량		2.2	1.2	0.0	0.0	0.0	1.2	0.0	0.0	0.0	0.0	0.0	0.0	0.0	0.0	0.0
				처리방법	매 립	1.0	0.0													
					소 각	0.3	0.3				0.3									
					재 활 용	0.9	0.9				0.9									
					해역배출	0.0	0.0													
		국가	아산 국가산업단지	발 생 량		183.7	75.1	0.0	6.0	0.0	46.9	1.2	0.0	8.5	0.0	0.0	10.1	2.0	0.4	0.0
				처리방법	매 립	62.9	1.6							1.6						
					소 각	8.3	7.3				4.6			2.6				0.1		
					재 활 용	112.5	66.2		6.0		42.3	1.2		4.3			10.1	1.9	0.4	
					해역배출	0.0	0.0													
		일반	평택 어연한산 일반산업단지	발 생 량		21.2	16.9	0.0	0.5	0.0	15.7	0.0	0.0	0.7	0.0	0.0	0.0	0.0	0.0	0.0
				처리방법	매 립	3.5	0.7							0.7						
					소 각	11.7	10.3				10.3									
					재 활 용	6.0	5.9		0.5		5.4									
					해역배출	0.0	0.0													
		일반	평택 현곡 일반산단지	발 생 량		23.5	2.3	0.0	1.2	0.0	1.1	0.0	0.0	0.0	0.0	0.0	0.0	0.0	0.0	0.0
				처리방법	매 립	4.0	0.0													
					소 각	0.8	0.8				0.8									
					재 활 용	18.7	1.5		1.2		0.3									
					해역배출	0.0	0.0													
		일반	오성 일반산업단지	발 생 량		0.0	0.0	0.0	0.0	0.0	0.0	0.0	0.0	0.0	0.0	0.0	0.0	0.0	0.0	0.0
				처리방법	매 립	0.0	0.0													
					소 각	0.0	0.0													
					재 활 용	0.0	0.0													
					해역배출	0.0	0.0													
	동두천시	소계		발 생 량		163.4	137.5	0.0	0.0	0.1	0.3	0.0	0.0	119.1	2.1	0.0	0.0	15.9	0.0	0.0
				처리방법	매 립	11.8	0.0	0.0	0.0	0.0	0.0	0.0	0.0	0.0	0.0	0.0	0.0	0.0	0.0	0.0
					소 각	0.5	0.5	0.0	0.0	0.1	0.3	0.0	0.0	0.0	0.0	0.0	0.0	0.1	0.0	0.0
					재 활 용	54.0	39.9	0.0	0.0	0.0	0.0	0.0	0.0	22.0	2.1	0.0	0.0	15.8	0.0	0.0
					해역배출	97.1	97.1	0.0	0.0	0.0	0.0	0.0	0.0	97.1	0.0	0.0	0.0	0.0	0.0	0.0
		일반	동두천 제1일반산업단지	발 생 량		157.0	131.8	0.0	0.0	0.1	0.3	0.0	0.0	113.4	2.1	0.0	0.0	15.9	0.0	0.0
				처리방법	매 립	11.7	0.0													
					소 각	0.5	0.5			0.1	0.3							0.1		
					재 활 용	53.4	39.9							22.0	2.1			15.8		
					해역배출	91.4	91.4							91.4						
		일반	동두천 제2일반산업단지	발 생 량		0.1	0.0	0.0	0.0	0.0	0.0	0.0	0.0	0.0	0.0	0.0	0.0	0.0	0.0	0.0
				처리방법	매 립	0.1	0.0													
					소 각	0.0	0.0													
					재 활 용	0.0	0.0													
					해역배출	0.0	0.0													
		일반	동두천상봉암 일반산업단지	발 생 량		6.3	5.7	0.0	0.0	0.0	0.0	0.0	0.0	5.7	0.0	0.0	0.0	0.0	0.0	0.0
				처리방법	매 립	0.0	0.0													
					소 각	0.0	0.0													
					재 활 용	0.6	0.0													
					해역배출	5.7	5.7							5.7						

(단위:톤/일)

구분		산업단지구분		발생량 및 처리현황		불 연 성															
시도	시군구	단지유형	산업단지명			소계	광재류	연소재	소각재	분진류	폐주물사 모래류	폐금속류	폐석회 석고류	폐촉매	폐흡착재 폐흡수재	유리·도자기편류	무기성오니류				기타
																	폐수처리 오니	공정오니	정수처리 오니	하수처리 오니	
경기	평택시	일반	평택 일반산업단지	발 생 량		26.8	0.0	0.0	0.0	0.0	11.5	0.0	0.0	0.0	0.0	8.7	2.8	2.2	0.0	0.0	1.6
				처리방법	매 립	4.5											0.7	2.2			1.6
					소 각	0.0															
					재 활 용	22.3					11.5					8.7	2.1				
					해역배출	0.0															
		일반	추팔 일반산업단지	발 생 량		1.0	0.0	0.0	0.0	0.1	0.0	0.0	0.0	0.0	0.0	0.0	0.9	0.0	0.0	0.0	0.0
				처리방법	매 립	1.0				0.1							0.9				
					소 각	0.0															
					재 활 용	0.0															
					해역배출	0.0															
		국가	아산 국가산업단지	발 생 량		108.6	2.3	0.0	48.9	32.6	3.4	0.0	0.2	0.0	1.9	0.6	13.8	4.9	0.0	0.0	0.0
				처리방법	매 립	61.3	0.1		48.9	0.3	3.3				0.7	0.6	2.8	4.6			
					소 각	1.0									0.8		0.2				
					재 활 용	46.3	2.2			32.3	0.1		0.2		0.4		10.8	0.3			
					해역배출	0.0															
		일반	평택 어연한산 일반산업단지	발 생 량		4.3	1.6	0.0	0.0	0.0	0.0	0.0	0.0	0.0	0.1	0.0	1.1	1.5	0.0	0.0	0.0
				처리방법	매 립	2.8	1.6										1.1	0.1			
					소 각	1.4												1.4			
					재 활 용	0.1									0.1						
					해역배출	0.0															
		일반	평택 현곡 일반산단지	발 생 량		21.2	0.0	0.0	0.0	0.9	0.1	0.0	0.0	0.0	0.1	20.1	0.0	0.0	0.0	0.0	0.0
				처리방법	매 립	4.0				0.9					0.1	3.0					
					소 각	0.0															
					재 활 용	17.2					0.1					17.1					
					해역배출	0.0															
		일반	오성 일반산업단지	발 생 량		0.0	0.0	0.0	0.0	0.0	0.0	0.0	0.0	0.0	0.0	0.0	0.0	0.0	0.0	0.0	0.0
				처리방법	매 립	0.0															
					소 각	0.0															
					재 활 용	0.0															
					해역배출	0.0															
	동두천시	소계		발 생 량		25.9	0.0	0.0	22.4	1.7	0.0	0.0	0.0	0.0	0.0	0.0	1.7	0.1	0.0	0.0	0.0
				처리방법	매 립	11.8	0.0	0.0	9.9	1.7	0.0	0.0	0.0	0.0	0.0	0.0	0.1	0.1	0.0	0.0	0.0
					소 각	0.0	0.0	0.0	0.0	0.0	0.0	0.0	0.0	0.0	0.0	0.0	0.0	0.0	0.0	0.0	0.0
					재 활 용	14.1	0.0	0.0	12.5	0.0	0.0	0.0	0.0	0.0	0.0	0.0	1.6	0.0	0.0	0.0	0.0
					해역배출	0.0	0.0	0.0	0.0	0.0	0.0	0.0	0.0	0.0	0.0	0.0	0.0	0.0	0.0	0.0	0.0
		일반	동두천 제1일반산업단지	발 생 량		25.2	0.0	0.0	22.4	1.7	0.0	0.0	0.0	0.0	0.0	0.0	1.1	0.0	0.0	0.0	0.0
				처리방법	매 립	11.7			9.9	1.7							0.1				
					소 각	0.0															
					재 활 용	13.5			12.5								1.0				
					해역배출	0.0															
		일반	동두천 제2일반산업단지	발 생 량		0.1	0.0	0.0	0.0	0.0	0.0	0.0	0.0	0.0	0.0	0.0	0.0	0.1	0.0	0.0	0.0
				처리방법	매 립	0.1												0.1			
					소 각	0.0															
					재 활 용	0.0															
					해역배출	0.0															
		일반	동두천상봉암 일반산업단지	발 생 량		0.6	0.0	0.0	0.0	0.0	0.0	0.0	0.0	0.0	0.0	0.0	0.6	0.0	0.0	0.0	0.0
				처리방법	매 립	0.0															
					소 각	0.0															
					재 활 용	0.6											0.6				
					해역배출	0.0															

(단위:톤/일)

구분		산업단지구분		발생량 및 처리현황		총계	가연성													
시도	시군구	단지유형	산업단지명				소계	폐지류	폐목재류	폐합성고분자화합물				유기성오니류				동식물성 폐잔재물	폐식용유	기타
										폐섬유류	폐합성 수지	폐합성 고무	폐피혁	폐수처리오니	공정오니	정수처리오니	하수처리오니			
경기	안산시	소계		발생량		1,895.1	834.6	0.0	19.5	2.7	395.0	3.1	1.0	50.1	8.4	0.0	292.7	56.0	0.0	6.1
				처리방법	매 립	481.2	19.7	0.0	0.0	0.1	0.0	0.0	0.0	13.1	0.8	0.0	4.0	1.7	0.0	0.0
					소 각	435.9	430.5	0.0	12.6	1.3	105.8	0.0	0.0	2.4	4.3	0.0	282.4	15.6	0.0	6.1
					재 활 용	871.9	363.9	0.0	6.9	1.3	289.2	3.1	1.0	16.6	0.8	0.0	6.3	38.7	0.0	0.0
					해역배출	106.1	20.5	0.0	0.0	0.0	0.0	0.0	0.0	18.0	2.5	0.0	0.0	0.0	0.0	0.0
		국가	반월특수지구 (반월지구)	발생량		1,333.7	645.6	0.0	6.1	2.6	285.7	3.1	1.0	0.0	5.1	0.0	292.7	43.2	0.0	6.1
				처리방법	매 립	189.2	5.7										4.0	1.7		
					소 각	406.6	402.7		0.8	1.3	92.7				4.3		282.4	15.1		6.1
					재 활 용	670.3	237.2		5.3	1.3	193.0	3.1	1.0		0.8		6.3	26.4		
					해역배출	67.6	0.0													
		국가	반월특수지구 (시화지구)	발생량		512.2	157.9	0.0	13.4	0.1	108.2	0.0	0.0	32.1	3.3	0.0	0.0	0.8	0.0	0.0
				처리방법	매 립	292.0	14.0			0.1				13.1	0.8					
					소 각	28.5	27.0		11.8		12.3			2.4				0.5		
					재 활 용	189.2	114.4		1.6		95.9			16.6				0.3		
					해역배출	2.5	2.5								2.5					
		일반	안산반월도금 일반산업단지	발생량		49.2	31.1	0.0	0.0	0.0	1.1	0.0	0.0	18.0	0.0	0.0	0.0	12.0	0.0	0.0
				처리방법	매 립	0.0	0.0													
					소 각	0.8	0.8				0.8									
					재 활 용	12.4	12.3				0.3							12.0		
					해역배출	36.0	18.0							18.0						
	오산시	소계		발생량		1.8	1.7	0.0	0.0	0.0	0.1	0.0	0.0	1.5	0.1	0.0	0.0	0.0	0.0	0.0
				처리방법	매 립	0.1	0.1	0.0	0.0	0.0	0.0	0.0	0.0	0.0	0.1	0.0	0.0	0.0	0.0	0.0
					소 각	0.0	0.0	0.0	0.0	0.0	0.0	0.0	0.0	0.0	0.0	0.0	0.0	0.0	0.0	0.0
					재 활 용	1.7	1.6	0.0	0.0	0.0	0.1	0.0	0.0	1.5	0.0	0.0	0.0	0.0	0.0	0.0
					해역배출	0.0	0.0	0.0	0.0	0.0	0.0	0.0	0.0	0.0	0.0	0.0	0.0	0.0	0.0	0.0
		일반	오산가장 일반산업단지	발생량		1.8	1.7	0.0	0.0	0.0	0.1	0.0	0.0	1.5	0.1	0.0	0.0	0.0	0.0	0.0
				처리방법	매 립	0.1	0.1								0.1					
					소 각	0.0	0.0													
					재 활 용	1.7	1.6				0.1			1.5						
					해역배출	0.0	0.0													
	시흥시	소계		발생량		582.3	282.3	0.0	0.7	1.1	96.0	1.6	0.0	5.8	9.9	0.0	166.5	0.7	0.0	0.0
				처리방법	매 립	216.3	9.1	0.0	0.0	0.0	0.0	0.0	0.0	5.8	3.3	0.0	0.0	0.0	0.0	0.0
					소 각	244.6	244.3	0.0	0.0	0.4	76.0	1.3	0.0	0.0	0.1	0.0	166.5	0.0	0.0	0.0
					재 활 용	116.2	23.7	0.0	0.7	0.7	20.0	0.3	0.0	0.0	1.3	0.0	0.0	0.7	0.0	0.0
					해역배출	5.2	5.2	0.0	0.0	0.0	0.0	0.0	0.0	0.0	5.2	0.0	0.0	0.0	0.0	0.0
		국가	스마트허브	발생량		582.3	282.3	0.0	0.7	1.1	96.0	1.6	0.0	5.8	9.9	0.0	166.5	0.7	0.0	0.0
				처리방법	매 립	216.3	9.1	0.0	0.0	0.0		0.0	0.0	5.8	3.3	0.0	0.0	0.0		
					소 각	244.6	244.3	0.0	0.0	0.4	76.0	1.3	0.0	0.0	0.1	0.0	166.5	0.0		
					재 활 용	116.2	23.7	0.0	0.7	0.7	20.0	0.3	0.0	0.0	1.3	0.0	0.0	0.7		
					해역배출	5.2	5.2	0.0	0.0	0.0		0.0	0.0	0.0	5.2	0.0	0.0	0.0		
	파주시	소계		발생량		289.5	204.6	14.3	7.8	0.0	39.0	0.0	0.0	143.0	0.0	0.0	0.0	0.0	0.0	0.5
				처리방법	매 립	47.9	0.0	0.0	0.0	0.0	0.0	0.0	0.0	0.0	0.0	0.0	0.0	0.0	0.0	0.0
					소 각	18.6	18.6	0.0	0.0	0.0	9.1	0.0	0.0	9.0	0.0	0.0	0.0	0.0	0.0	0.5
					재 활 용	223.0	186.0	14.3	7.8	0.0	29.9	0.0	0.0	134.0	0.0	0.0	0.0	0.0	0.0	0.0
					해역배출	0.0	0.0	0.0	0.0	0.0	0.0	0.0	0.0	0.0	0.0	0.0	0.0	0.0	0.0	0.0
		국가	출판문화 정보산업단지	발생량		0.2	0.2	0.0	0.0	0.0	0.2	0.0	0.0	0.0	0.0	0.0	0.0	0.0	0.0	0.0
				처리방법	매 립	0.0	0.0													
					소 각	0.0	0.0													
					재 활 용	0.2	0.2				0.2									
					해역배출	0.0	0.0													

(단위:톤/일)

구분		산업단지구분		발생량 및 처리현황		불 연 성															
시도	시군구	단지유형	산업단지명			소계	광재류	연소재	소각재	분진류	폐주물사 모래류	폐금속류	폐석회 석고류	폐촉매	폐흡착재 폐흡수재	유리· 도자기편류	무기성오니류				기타
																	폐수처리 오니	공정오니	정수처리 오니	하수처리 오니	
경기	안산시	소계		발 생 량		1,060.5	76.1	190.3	284.0	5.9	126.9	0.0	0.2	0.1	7.2	7.4	308.9	23.4	0.0	0.0	30.1
				처리방법	매 립	461.5	29.1	39.8	190.8	4.0	93.2	0.0	0.2	0.0	0.4	7.3	75.2	12.3	0.0	0.0	9.2
					소 각	5.4	0.0	0.0	0.0	0.3	0.0	0.0	0.0	0.0	0.2	0.0	2.6	1.0	0.0	0.0	1.3
					재 활 용	508.0	47.0	150.5	31.1	1.6	33.7	0.0	0.0	0.1	6.6	0.1	207.6	10.1	0.0	0.0	19.6
					해역배출	85.6	0.0	0.0	62.1	0.0	0.0	0.0	0.0	0.0	0.0	0.0	23.5	0.0	0.0	0.0	0.0
		국가	반월특수지구 (반월지구)	발 생 량		688.1	34.5	190.3	72.3	3.4	58.1	0.0	0.1	0.0	5.9	3.6	275.9	20.6	0.0	0.0	23.4
				처리방법	매 립	183.5	1.7	39.8		2.6	47.4		0.1		0.4	3.6	66.9	11.8			9.2
					소 각	3.9				0.3					0.1		2.5	1.0			
					재 활 용	433.1	32.8	150.5	10.2	0.5	10.7				5.4		201.0	7.8			14.2
					해역배출	67.6			62.1								5.5				
		국가	반월특수지구 (시화지구)	발 생 량		354.3	41.6	0.0	211.7	2.5	68.8	0.0	0.1	0.0	1.3	3.8	15.0	2.8	0.0	0.0	6.7
				처리방법	매 립	278.0	27.4		190.8	1.4	45.8		0.1			3.7	8.3	0.5			
					소 각	1.5									0.1		0.1				1.3
					재 활 용	74.8	14.2		20.9	1.1	23.0				1.2	0.1	6.6	2.3			5.4
					해역배출	0.0															
		일반	안산반월도금 일반산업단지	발 생 량		18.1	0.0	0.0	0.0	0.0	0.0	0.0	0.0	0.1	0.0	0.0	18.0	0.0	0.0	0.0	0.0
				처리방법	매 립	0.0															
					소 각	0.0															
					재 활 용	0.1								0.1							
					해역배출	18.0											18.0				
	오산시	소계		발 생 량		0.1	0.0	0.0	0.0	0.0	0.0	0.0	0.0	0.0	0.1	0.0	0.0	0.0	0.0	0.0	0.0
				처리방법	매 립	0.0	0.0	0.0	0.0	0.0	0.0	0.0	0.0	0.0	0.0	0.0	0.0	0.0	0.0	0.0	0.0
					소 각	0.0	0.0	0.0	0.0	0.0	0.0	0.0	0.0	0.0	0.0	0.0	0.0	0.0	0.0	0.0	0.0
					재 활 용	0.1	0.0	0.0	0.0	0.0	0.0	0.0	0.0	0.0	0.1	0.0	0.0	0.0	0.0	0.0	0.0
					해역배출	0.0	0.0	0.0	0.0	0.0	0.0	0.0	0.0	0.0	0.0	0.0	0.0	0.0	0.0	0.0	0.0
		일반	오산가장 일반산업단지	발 생 량		0.1	0.0	0.0	0.0	0.0	0.0	0.0	0.0	0.0	0.1	0.0	0.0	0.0	0.0	0.0	0.0
				처리방법	매 립	0.0															
					소 각	0.0															
					재 활 용	0.1									0.1						
					해역배출	0.0															
	시흥시	소계		발 생 량		300.0	4.2	0.0	193.4	8.3	59.8	0.1	4.3	0.0	1.7	1.4	0.0	0.0	0.0	0.0	26.8
				처리방법	매 립	207.2	1.6	0.0	160.4	1.6	11.6	0.1	4.3	0.0	0.2	0.8	0.0	0.0	0.0	0.0	26.6
					소 각	0.3	0.0	0.0	0.0	0.0	0.0	0.0	0.0	0.0	0.1	0.0	0.0	0.0	0.0	0.0	0.2
					재 활 용	92.5	2.6	0.0	33.0	6.7	48.2	0.0	0.0	0.0	1.4	0.6	0.0	0.0	0.0	0.0	0.0
					해역배출	0.0	0.0	0.0	0.0	0.0	0.0	0.0	0.0	0.0	0.0	0.0	0.0	0.0	0.0	0.0	0.0
		국가	스마트허브	발 생 량		300.0	4.2	0.0	193.4	8.3	59.8	0.1	4.3	0.0	1.7	1.4	0.0	0.0	0.0	0.0	26.8
				처리방법	매 립	207.2	1.6	0.0	160.4	1.6	11.6	0.1	4.3	0.0	0.2	0.8	0.0	0.0	0.0	0.0	26.6
					소 각	0.3	0.0	0.0	0.0	0.0	0.0	0.0	0.0	0.0	0.1	0.0	0.0	0.0	0.0	0.0	0.2
					재 활 용	92.5	2.6	0.0	33.0	6.7	48.2	0.0	0.0	0.0	1.4	0.6	0.0	0.0	0.0	0.0	0.0
					해역배출	0.0	0.0	0.0	0.0	0.0	0.0	0.0	0.0	0.0	0.0	0.0	0.0	0.0	0.0	0.0	0.0
	파주시	소계		발 생 량		84.9	0.0	0.0	8.5	0.1	0.0	0.0	0.0	0.1	0.3	70.6	3.5	1.0	0.0	0.0	0.8
				처리방법	매 립	47.9	0.0	0.0	8.5	0.1	0.0	0.0	0.0	0.1	0.1	34.8	3.3	1.0	0.0	0.0	0.0
					소 각	0.0	0.0	0.0	0.0	0.0	0.0	0.0	0.0	0.0	0.0	0.0	0.0	0.0	0.0	0.0	0.0
					재 활 용	37.0	0.0	0.0	0.0	0.0	0.0	0.0	0.0	0.0	0.2	35.8	0.2	0.0	0.0	0.0	0.8
					해역배출	0.0	0.0	0.0	0.0	0.0	0.0	0.0	0.0	0.0	0.0	0.0	0.0	0.0	0.0	0.0	0.0
		국가	출판문화 정보산업단지	발 생 량		0.0	0.0	0.0	0.0	0.0	0.0	0.0	0.0	0.0	0.0	0.0	0.0	0.0	0.0	0.0	0.0
				처리방법	매 립	0.0															
					소 각	0.0															
					재 활 용	0.0															
					해역배출	0.0															

(단위:톤/일)

구분		산업단지구분		발생량 및 처리현황		총계	가 연 성													
시도	시군구	단지유형	산업단지명				소계	폐지류	폐목재류	폐합성고분자화합물				유기성오니류				동식물성 폐잔재물	폐식용유	기타
										폐섬유류	폐합성 수지	폐합성 고무	폐피혁	폐수처리오니	공정오니	정수처리오니	하수처리오니			
경기	파주시	일반	금파 일반산업단지	발생량		0.2	0.2	0.0	0.0	0.0	0.0	0.0	0.0	0.2	0.0	0.0	0.0	0.0	0.0	0.0
				처리방법	매 립	0.0	0.0													
					소 각	0.1	0.1							0.1						
					재 활 용	0.1	0.1							0.1						
					해역배출	0.0	0.0													
		일반	당동 일반산업단지	발생량		43.9	3.9	0.0	0.2	0.0	1.6	0.0	0.0	2.1	0.0	0.0	0.0	0.0	0.0	0.0
				처리방법	매 립	5.1	0.0													
					소 각	0.7	0.7				0.7									
					재 활 용	38.1	3.2		0.2		0.9			2.1						
					해역배출	0.0	0.0													
		일반	문발 제1일반산업단지	발생량		6.9	6.0	0.0	0.2	0.0	5.3	0.0	0.0	0.0	0.0	0.0	0.0	0.0	0.0	0.5
				처리방법	매 립	0.8	0.0													
					소 각	0.7	0.7				0.2									0.5
					재 활 용	5.4	5.3		0.2		5.1									
					해역배출	0.0	0.0													
		일반	선유 일반산업단지	발생량		6.1	5.5	0.0	0.1	0.0	5.4	0.0	0.0	0.0	0.0	0.0	0.0	0.0	0.0	0.0
				처리방법	매 립	0.0	0.0													
					소 각	0.0	0.0													
					재 활 용	6.1	5.5		0.1		5.4									
					해역배출	0.0	0.0													
		일반	신촌 일반산업단지	발생량		0.3	0.3	0.0	0.0	0.0	0.0	0.0	0.0	0.3	0.0	0.0	0.0	0.0	0.0	0.0
				처리방법	매 립	0.0	0.0													
					소 각	0.0	0.0													
					재 활 용	0.3	0.3							0.3						
					해역배출	0.0	0.0													
		일반	월롱첨단 일반산업단지	발생량		4.3	3.4	0.0	0.1	0.0	0.9	0.0	0.0	2.4	0.0	0.0	0.0	0.0	0.0	0.0
				처리방법	매 립	0.7	0.0													
					소 각	0.8	0.8				0.1			0.7						
					재 활 용	2.8	2.6		0.1		0.8			1.7						
					해역배출	0.0	0.0													
		일반	LCD 일반산업단지	발생량		227.6	185.1	14.3	7.2	0.0	25.6	0.0	0.0	138.0	0.0	0.0	0.0	0.0	0.0	0.0
				처리방법	매 립	41.3	0.0													
					소 각	16.3	16.3				8.1			8.2						
					재 활 용	170.0	168.8	14.3	7.2		17.5			129.8						
					해역배출	0.0	0.0													
	김포시	소계		발생량		58.6	10.6	0.0	0.0	0.0	9.5	1.1	0.0	0.0	0.0	0.0	0.0	0.0	0.0	0.0
				처리방법	매 립	12.7	5.3	0.0	0.0	0.0	5.3	0.0	0.0	0.0	0.0	0.0	0.0	0.0	0.0	0.0
					소 각	0.5	0.5	0.0	0.0	0.0	0.5	0.0	0.0	0.0	0.0	0.0	0.0	0.0	0.0	0.0
					재 활 용	45.4	4.8	0.0	0.0	0.0	3.7	1.1	0.0	0.0	0.0	0.0	0.0	0.0	0.0	0.0
					해역배출	0.0	0.0	0.0	0.0	0.0	0.0	0.0	0.0	0.0	0.0	0.0	0.0	0.0	0.0	0.0
		일반	학운 일반산업단지	발생량		25.2	6.5	0.0	0.0	0.0	5.4	1.1	0.0	0.0	0.0	0.0	0.0	0.0	0.0	0.0
				처리방법	매 립	8.7	5.3				5.3									
					소 각	0.0	0.0													
					재 활 용	16.5	1.2				0.1	1.1								
					해역배출	0.0	0.0													
		일반	상마 일반산업단지	발생량		8.4	0.0	0.0	0.0	0.0	0.0	0.0	0.0	0.0	0.0	0.0	0.0	0.0	0.0	0.0
				처리방법	매 립	0.4	0.0													
					소 각	0.0	0.0													
					재 활 용	8.0	0.0													
					해역배출	0.0	0.0													

(단위:톤/일)

구분		산업단지구분		발생량 및 처리현황		불 연 성															
시도	시군구	단지유형	산업단지명			소계	광재류	연소재	소각재	분진류	폐주물사 모래류	폐금속류	폐석회 석고류	폐촉매	폐흡착재 폐흡수재	유리· 도자기편류	무기성오니류				기타
																	폐수처리 오니	공정오니	정수처리 오니	하수처리 오니	
경기	파주시	일반	금파 일반산업단지	발 생 량		0.0	0.0	0.0	0.0	0.0	0.0	0.0	0.0	0.0	0.0	0.0	0.0	0.0	0.0	0.0	0.0
				처리방법	매 립	0.0															
					소 각	0.0															
					재 활 용	0.0															
					해역배출	0.0															
		일반	당동 일반산업단지	발 생 량		40.0	0.0	0.0	0.0	0.1	0.0	0.0	0.0	0.0	0.0	37.0	2.0	0.9	0.0	0.0	0.0
				처리방법	매 립	5.1				0.1						2.1	2.0	0.9			
					소 각	0.0															
					재 활 용	34.9										34.9					
					해역배출	0.0															
		일반	문발 제1일반산업단지	발 생 량		0.9	0.0	0.0	0.0	0.0	0.0	0.0	0.0	0.0	0.2	0.0	0.6	0.1	0.0	0.0	0.0
				처리방법	매 립	0.8									0.1		0.6	0.1			
					소 각	0.0															
					재 활 용	0.1									0.1						
					해역배출	0.0															
		일반	선유 일반산업단지	발 생 량		0.6	0.0	0.0	0.0	0.0	0.0	0.0	0.0	0.0	0.0	0.0	0.2	0.0	0.0	0.0	0.4
				처리방법	매 립	0.0															
					소 각	0.0															
					재 활 용	0.6											0.2				0.4
					해역배출	0.0															
		일반	신촌 일반산업단지	발 생 량		0.0	0.0	0.0	0.0	0.0	0.0	0.0	0.0	0.0	0.0	0.0	0.0	0.0	0.0	0.0	0.0
				처리방법	매 립	0.0															
					소 각	0.0															
					재 활 용	0.0															
					해역배출	0.0															
		일반	월롱첨단 일반산업단지	발 생 량		0.9	0.0	0.0	0.0	0.0	0.0	0.0	0.0	0.0	0.1	0.0	0.7	0.0	0.0	0.0	0.1
				처리방법	매 립	0.7											0.7				
					소 각	0.0															
					재 활 용	0.2									0.1						0.1
					해역배출	0.0															
		일반	LCD 일반산업단지	발 생 량		42.5	0.0	0.0	8.5	0.0	0.0	0.0	0.0	0.1	0.0	33.6	0.0	0.0	0.0	0.0	0.3
				처리방법	매 립	41.3			8.5					0.1		32.7					
					소 각	0.0															
					재 활 용	1.2										0.9					0.3
					해역배출	0.0															
	김포시	소계		발 생 량		48.0	1.8	0.0	0.0	4.5	35.8	0.0	0.0	0.0	0.1	0.0	1.1	1.3	0.0	0.0	3.4
				처리방법	매 립	7.4	0.7	0.0	0.0	4.4	0.0	0.0	0.0	0.0	0.0	0.0	1.0	1.3	0.0	0.0	0.0
					소 각	0.0	0.0	0.0	0.0	0.0	0.0	0.0	0.0	0.0	0.0	0.0	0.0	0.0	0.0	0.0	0.0
					재 활 용	40.6	1.1	0.0	0.0	0.1	35.8	0.0	0.0	0.0	0.1	0.0	0.1	0.0	0.0	0.0	3.4
					해역배출	0.0	0.0	0.0	0.0	0.0	0.0	0.0	0.0	0.0	0.0	0.0	0.0	0.0	0.0	0.0	0.0
		일반	학운 일반산업단지	발 생 량		18.7	0.7	0.0	0.0	3.5	11.0	0.0	0.0	0.0	0.0	0.0	0.1	0.0	0.0	0.0	3.4
				처리방법	매 립	3.4				3.4											
					소 각	0.0															
					재 활 용	15.3	0.7			0.1	11.0						0.1				3.4
					해역배출	0.0															
		일반	상마 일반산업단지	발 생 량		8.4	0.4	0.0	0.0	0.0	7.6	0.0	0.0	0.0	0.0	0.0	0.4	0.0	0.0	0.0	0.0
				처리방법	매 립	0.4											0.4				
					소 각	0.0															
					재 활 용	8.0	0.4				7.6										
					해역배출	0.0															

(단위:톤/일)

구분		산업단지구분		발생량 및 처리현황		총계	가 연 성													
시도	시군구	단지유형	산업단지명				소계	폐지류	폐목재류	폐합성고분자화합물				유기성오니류				동식물성 폐잔재물	폐식용유	기타
										폐섬유류	폐합성 수지	폐합성 고무	폐피혁	폐수처리오니	공정오니	정수처리오니	하수처리오니			
경기	김포시	일반	양촌 일반산업단지	발 생 량		23.5	2.7	0.0	0.0	0.0	2.7	0.0	0.0	0.0	0.0	0.0	0.0	0.0	0.0	0.0
				처리방법	매 립	3.5	0.0													
					소 각	0.4	0.4				0.4									
					재 활 용	19.6	2.3				2.3									
					해역배출	0.0	0.0													
		일반	율생 일반산업단지	발 생 량		0.1	0.0	0.0	0.0	0.0	0.0	0.0	0.0	0.0	0.0	0.0	0.0	0.0	0.0	0.0
				처리방법	매 립	0.1	0.0													
					소 각	0.0	0.0													
					재 활 용	0.0	0.0													
					해역배출	0.0	0.0													
		일반	통진(팬택) 일반산업단지	발 생 량		1.4	1.4	0.0	0.0	0.0	1.4	0.0	0.0	0.0	0.0	0.0	0.0	0.0	0.0	0.0
				처리방법	매 립	0.0	0.0													
					소 각	0.1	0.1				0.1									
					재 활 용	1.3	1.3				1.3									
					해역배출	0.0	0.0													
	화성시	소계		발 생 량		49.1	48.2	1.3	13.5	0.0	23.0	0.0	0.0	3.0	4.5	1.7	0.0	0.7	0.0	0.5
				처리방법	매 립	8.6	8.3	0.0	0.0	0.0	2.4	0.0	0.0	2.6	3.3	0.0	0.0	0.0	0.0	0.0
					소 각	4.2	4.2	0.0	0.0	0.0	2.5	0.0	0.0	0.0	1.2	0.0	0.0	0.0	0.0	0.5
					재 활 용	36.3	35.7	1.3	13.5	0.0	18.1	0.0	0.0	0.4	0.0	1.7	0.0	0.7	0.0	0.0
					해역배출	0.0	0.0	0.0	0.0	0.0	0.0	0.0	0.0	0.0	0.0	0.0	0.0	0.0	0.0	0.0
		일반산업단지	동탄 일반산업단지	발 생 량		13.0	13.0	0.0	12.6	0.0	0.4	0.0	0.0	0.0	0.0	0.0	0.0	0.0	0.0	0.0
				처리방법	매 립	0.0	0.0													
					소 각	0.4	0.4				0.4									
					재 활 용	12.6	12.6		12.6											
					해역배출	0.0	0.0													
		일반산업단지	마도 일반산업단지	발 생 량		5.5	4.9	0.0	0.0	0.0	1.6	0.0	0.0	2.3	0.3	0.0	0.0	0.7	0.0	0.0
				처리방법	매 립	2.6	2.6							2.3	0.3					
					소 각	0.5	0.5				0.5									
					재 활 용	2.4	1.8				1.1							0.7		
					해역배출	0.0	0.0													
		일반산업단지	발안 일반산업단지	발 생 량		4.3	4.3	0.0	0.0	0.0	1.9	0.0	0.0	0.0	2.4	0.0	0.0	0.0	0.0	0.0
				처리방법	매 립	2.4	2.4								2.4					
					소 각	0.0	0.0													
					재 활 용	1.9	1.9				1.9									
					해역배출	0.0	0.0													
		일반산업단지	장안첨단 제1일반산업단지	발 생 량		14.2	14.2	1.3	0.9	0.0	11.7	0.0	0.0	0.3	0.0	0.0	0.0	0.0	0.0	0.0
				처리방법	매 립	0.3	0.3							0.3						
					소 각	0.0	0.0													
					재 활 용	13.9	13.9	1.3	0.9		11.7									
					해역배출	0.0	0.0													
		일반산업단지	장안첨단 제2일반산업단지	발 생 량		6.2	6.2	0.0	0.0	0.0	5.2	0.0	0.0	0.4	0.6	0.0	0.0	0.0	0.0	0.0
				처리방법	매 립	3.0	3.0				2.4				0.6					
					소 각	0.0	0.0													
					재 활 용	3.2	3.2				2.8			0.4						
					해역배출	0.0	0.0													
		일반산업단지	전곡해양 일반산업단지	발 생 량		0.0	0.0	0.0	0.0	0.0	0.0	0.0	0.0	0.0	0.0	0.0	0.0	0.0	0.0	0.0
				처리방법	매 립	0.0	0.0													
					소 각	0.0	0.0													
					재 활 용	0.0	0.0													
					해역배출	0.0	0.0													

(단위:톤/일)

구분		산업단지구분		발생량 및 처리현황		불 연 성															
시도	시군구	단지유형	산업단지명			소계	광재류	연소재	소각재	분진류	폐주물사 모래류	폐금속류	폐석회 석고류	폐촉매	폐흡착재 폐흡수재	유리· 도자기편류	무기성오니류				기타
																	폐수처리 오니	공정오니	정수처리 오니	하수처리 오니	
경기	김포시	일반	양촌 일반산업단지	발 생 량		20.8	0.6	0.0	0.0	1.0	17.2	0.0	0.0	0.0	0.1	0.0	0.6	1.3	0.0	0.0	0.0
				처리방법	매 립	3.5	0.6			1.0							0.6	1.3			
					소 각	0.0															
					재 활 용	17.3					17.2				0.1						
					해역배출	0.0															
		일반	율생 일반산업단지	발 생 량		0.1	0.1	0.0	0.0	0.0	0.0	0.0	0.0	0.0	0.0	0.0	0.0	0.0	0.0	0.0	0.0
				처리방법	매 립	0.1	0.1														
					소 각	0.0															
					재 활 용	0.0															
					해역배출	0.0															
		일반	통진(팬택) 일반산업단지	발 생 량		0.0	0.0	0.0	0.0	0.0	0.0	0.0	0.0	0.0	0.0	0.0	0.0	0.0	0.0	0.0	0.0
				처리방법	매 립	0.0															
					소 각	0.0															
					재 활 용	0.0															
					해역배출	0.0															
	화성시	소계		발 생 량		0.9	0.6	0.0	0.0	0.0	0.0	0.0	0.0	0.0	0.0	0.0	0.3	0.0	0.0	0.0	0.0
				처리방법	매 립	0.3	0.0	0.0	0.0	0.0	0.0	0.0	0.0	0.0	0.0	0.0	0.3	0.0	0.0	0.0	0.0
					소 각	0.0	0.0	0.0	0.0	0.0	0.0	0.0	0.0	0.0	0.0	0.0	0.0	0.0	0.0	0.0	0.0
					재 활 용	0.6	0.6	0.0	0.0	0.0	0.0	0.0	0.0	0.0	0.0	0.0	0.0	0.0	0.0	0.0	0.0
					해역배출	0.0	0.0	0.0	0.0	0.0	0.0	0.0	0.0	0.0	0.0	0.0	0.0	0.0	0.0	0.0	0.0
		일반산업단지	동탄 일반산업단지	발 생 량		0.0	0.0	0.0	0.0	0.0	0.0	0.0	0.0	0.0	0.0	0.0	0.0	0.0	0.0	0.0	0.0
				처리방법	매 립	0.0															
					소 각	0.0															
					재 활 용	0.0															
					해역배출	0.0															
		일반산업단지	마도 일반산업단지	발 생 량		0.6	0.6	0.0	0.0	0.0	0.0	0.0	0.0	0.0	0.0	0.0	0.0	0.0	0.0	0.0	0.0
				처리방법	매 립	0.0															
					소 각	0.0															
					재 활 용	0.6	0.6														
					해역배출	0.0															
		일반산업단지	발안 일반산업단지	발 생 량		0.0	0.0	0.0	0.0	0.0	0.0	0.0	0.0	0.0	0.0	0.0	0.0	0.0	0.0	0.0	0.0
				처리방법	매 립	0.0															
					소 각	0.0															
					재 활 용	0.0															
					해역배출	0.0															
		일반산업단지	장안첨단 제1일반산업단지	발 생 량		0.0	0.0	0.0	0.0	0.0	0.0	0.0	0.0	0.0	0.0	0.0	0.0	0.0	0.0	0.0	0.0
				처리방법	매 립	0.0															
					소 각	0.0															
					재 활 용	0.0															
					해역배출	0.0															
		일반산업단지	장안첨단 제2일반산업단지	발 생 량		0.0	0.0	0.0	0.0	0.0	0.0	0.0	0.0	0.0	0.0	0.0	0.0	0.0	0.0	0.0	0.0
				처리방법	매 립	0.0															
					소 각	0.0															
					재 활 용	0.0															
					해역배출	0.0															
		일반산업단지	전곡해양 일반산업단지	발 생 량		0.0	0.0	0.0	0.0	0.0	0.0	0.0	0.0	0.0	0.0	0.0	0.0	0.0	0.0	0.0	0.0
				처리방법	매 립	0.0															
					소 각	0.0															
					재 활 용	0.0															
					해역배출	0.0															

(단위:톤/일)

구분		산업단지구분		발생량 및 처리현황		총계	가연성													
시도	시군구	단지유형	산업단지명				소계	폐지류	폐목재류	폐합성고분자화합물				유기성오니류				동식물성 폐잔재물	폐식용유	기타
										폐섬유류	폐합성 수지	폐합성 고무	폐피혁	폐수처리오니	공정오니	정수처리오니	하수처리오니			
경기	화성시	일반산업단지	팔탄(한미) 일반산업단지	발생량		0.0	0.0	0.0	0.0	0.0	0.0	0.0	0.0	0.0	0.0	0.0	0.0	0.0	0.0	0.0
				처리방법	매립	0.0	0.0													
					소각	0.0	0.0													
					재활용	0.0	0.0													
					해역배출	0.0	0.0													
		일반산업단지	향남제약 일반산업단지	발생량		4.9	4.6	0.0	0.0	0.0	1.2	0.0	0.0	0.0	1.2	1.7	0.0	0.0	0.0	0.5
				처리방법	매립	0.3	0.0													
					소각	2.9	2.9				1.2				1.2					0.5
					재활용	1.7	1.7									1.7				
					해역배출	0.0	0.0													
		일반산업단지	화남 일반산업단지	발생량		0.0	0.0	0.0	0.0	0.0	0.0	0.0	0.0	0.0	0.0	0.0	0.0	0.0	0.0	0.0
				처리방법	매립	0.0	0.0													
					소각	0.0	0.0													
					재활용	0.0	0.0													
					해역배출	0.0	0.0													
		일반산업단지	화성바이오밸리	발생량		1.0	1.0	0.0	0.0	0.0	1.0	0.0	0.0	0.0	0.0	0.0	0.0	0.0	0.0	0.0
				처리방법	매립	0.0	0.0													
					소각	0.4	0.4				0.4									
					재활용	0.6	0.6				0.6									
					해역배출	0.0	0.0													
	포천시	소계		발생량		48.2	39.0	0.0	0.0	0.0	0.0	0.0	0.0	39.0	0.0	0.0	0.0	0.0	0.0	0.0
				처리방법	매립	0.1	0.0	0.0	0.0	0.0	0.0	0.0	0.0	0.0	0.0	0.0	0.0	0.0	0.0	0.0
					소각	0.0	0.0	0.0	0.0	0.0	0.0	0.0	0.0	0.0	0.0	0.0	0.0	0.0	0.0	0.0
					재활용	0.0	0.0	0.0	0.0	0.0	0.0	0.0	0.0	0.0	0.0	0.0	0.0	0.0	0.0	0.0
					해역배출	48.1	39.0	0.0	0.0	0.0	0.0	0.0	0.0	39.0	0.0	0.0	0.0	0.0	0.0	0.0
		일반	신평 일반산업단지	발생량		9.3	0.1	0.0	0.0	0.0	0.0	0.0	0.0	0.1	0.0	0.0	0.0	0.0	0.0	0.0
				처리방법	매립	0.1	0.0													
					소각	0.0	0.0													
					재활용	0.0	0.0													
					해역배출	9.2	0.1							0.1						
		일반	양문 일반산업단지	발생량		38.9	38.9	0.0	0.0	0.0	0.0	0.0	0.0	38.9	0.0	0.0	0.0	0.0	0.0	0.0
				처리방법	매립	0.0	0.0													
					소각	0.0	0.0													
					재활용	0.0	0.0													
					해역배출	38.9	38.9							38.9						
	연천군	소계		발생량		0.2	0.0	0.0	0.0	0.0	0.0	0.0	0.0	0.0	0.0	0.0	0.0	0.0	0.0	0.0
				처리방법	매립	0.2	0.0	0.0	0.0	0.0	0.0	0.0	0.0	0.0	0.0	0.0	0.0	0.0	0.0	0.0
					소각	0.0	0.0	0.0	0.0	0.0	0.0	0.0	0.0	0.0	0.0	0.0	0.0	0.0	0.0	0.0
					재활용	0.0	0.0	0.0	0.0	0.0	0.0	0.0	0.0	0.0	0.0	0.0	0.0	0.0	0.0	0.0
					해역배출	0.0	0.0	0.0	0.0	0.0	0.0	0.0	0.0	0.0	0.0	0.0	0.0	0.0	0.0	0.0
		일반	백학 일반산업단지	발생량		0.2	0.0	0.0	0.0	0.0	0.0	0.0	0.0	0.0	0.0	0.0	0.0	0.0	0.0	0.0
				처리방법	매립	0.2	0.0													
					소각	0.0	0.0													
					재활용	0.0	0.0													
					해역배출	0.0	0.0													
	가평군	소계		발생량		0.9	0.9	0.0	0.0	0.0	0.0	0.0	0.0	0.1	0.0	0.0	0.0	0.8	0.0	0.0
				처리방법	매립	0.1	0.1	0.0	0.0	0.0	0.0	0.0	0.0	0.1	0.0	0.0	0.0	0.0	0.0	0.0
					소각	0.1	0.1	0.0	0.0	0.0	0.0	0.0	0.0	0.0	0.0	0.0	0.0	0.1	0.0	0.0
					재활용	0.7	0.7	0.0	0.0	0.0	0.0	0.0	0.0	0.0	0.0	0.0	0.0	0.7	0.0	0.0
					해역배출	0.0	0.0	0.0	0.0	0.0	0.0	0.0	0.0	0.0	0.0	0.0	0.0	0.0	0.0	0.0

(단위:톤/일)

구분		산업단지구분		발생량 및 처리현황	불 연 성															
시도	시군구	단지유형	산업단지명		소계	광재류	연소재	소각재	분진류	폐주물사 모래류	폐금속류	폐석회 석고류	폐촉매	폐흡착재 폐흡수재	유리·도자기편류	무기성오니류				기타
																폐수처리 오니	공정오니	정수처리 오니	하수처리 오니	
경기	화성시	일반산업단지	팔탄(한미) 일반산업단지	발 생 량	0.0	0.0	0.0	0.0	0.0	0.0	0.0	0.0	0.0	0.0	0.0	0.0	0.0	0.0	0.0	0.0
				처리방법 매 립	0.0															
				처리방법 소 각	0.0															
				처리방법 재 활 용	0.0															
				처리방법 해역배출	0.0															
		일반산업단지	향남제약 일반산업단지	발 생 량	0.3	0.0	0.0	0.0	0.0	0.0	0.0	0.0	0.0	0.0	0.0	0.3	0.0	0.0	0.0	0.0
				처리방법 매 립	0.3											0.3				
				처리방법 소 각	0.0															
				처리방법 재 활 용	0.0															
				처리방법 해역배출	0.0															
		일반산업단지	화남 일반산업단지	발 생 량	0.0	0.0	0.0	0.0	0.0	0.0	0.0	0.0	0.0	0.0	0.0	0.0	0.0	0.0	0.0	0.0
				처리방법 매 립	0.0															
				처리방법 소 각	0.0															
				처리방법 재 활 용	0.0															
				처리방법 해역배출	0.0															
		일반산업단지	화성바이오밸리	발 생 량	0.0	0.0	0.0	0.0	0.0	0.0	0.0	0.0	0.0	0.0	0.0	0.0	0.0	0.0	0.0	0.0
				처리방법 매 립	0.0															
				처리방법 소 각	0.0															
				처리방법 재 활 용	0.0															
				처리방법 해역배출	0.0															
	포천시	소계		발 생 량	9.2	0.0	0.0	0.0	0.0	0.0	0.0	0.0	0.0	0.0	0.0	9.2	0.0	0.0	0.0	0.0
				처리방법 매 립	0.1	0.0	0.0	0.0	0.0	0.0	0.0	0.0	0.0	0.0	0.0	0.1	0.0	0.0	0.0	0.0
				처리방법 소 각	0.0	0.0	0.0	0.0	0.0	0.0	0.0	0.0	0.0	0.0	0.0	0.0	0.0	0.0	0.0	0.0
				처리방법 재 활 용	0.0	0.0	0.0	0.0	0.0	0.0	0.0	0.0	0.0	0.0	0.0	0.0	0.0	0.0	0.0	0.0
				처리방법 해역배출	9.1	0.0	0.0	0.0	0.0	0.0	0.0	0.0	0.0	0.0	0.0	9.1	0.0	0.0	0.0	0.0
		일반	신평 일반산업단지	발 생 량	9.2	0.0	0.0	0.0	0.0	0.0	0.0	0.0	0.0	0.0	0.0	9.2	0.0	0.0	0.0	0.0
				처리방법 매 립	0.1											0.1				
				처리방법 소 각	0.0															
				처리방법 재 활 용	0.0															
				처리방법 해역배출	9.1											9.1				
		일반	양문 일반산업단지	발 생 량	0.0	0.0	0.0	0.0	0.0	0.0	0.0	0.0	0.0	0.0	0.0	0.0	0.0	0.0	0.0	0.0
				처리방법 매 립	0.0															
				처리방법 소 각	0.0															
				처리방법 재 활 용	0.0															
				처리방법 해역배출	0.0															
	연천군	소계		발 생 량	0.2	0.0	0.0	0.0	0.0	0.0	0.0	0.0	0.0	0.0	0.0	0.2	0.0	0.0	0.0	0.0
				처리방법 매 립	0.2	0.0	0.0	0.0	0.0	0.0	0.0	0.0	0.0	0.0	0.0	0.2	0.0	0.0	0.0	0.0
				처리방법 소 각	0.0	0.0	0.0	0.0	0.0	0.0	0.0	0.0	0.0	0.0	0.0	0.0	0.0	0.0	0.0	0.0
				처리방법 재 활 용	0.0	0.0	0.0	0.0	0.0	0.0	0.0	0.0	0.0	0.0	0.0	0.0	0.0	0.0	0.0	0.0
				처리방법 해역배출	0.0	0.0	0.0	0.0	0.0	0.0	0.0	0.0	0.0	0.0	0.0	0.0	0.0	0.0	0.0	0.0
		일반	백학 일반산업단지	발 생 량	0.2	0.0	0.0	0.0	0.0	0.0	0.0	0.0	0.0	0.0	0.0	0.2	0.0	0.0	0.0	0.0
				처리방법 매 립	0.2											0.2				
				처리방법 소 각	0.0															
				처리방법 재 활 용	0.0															
				처리방법 해역배출	0.0															
	가평군	소계		발 생 량	0.0	0.0	0.0	0.0	0.0	0.0	0.0	0.0	0.0	0.0	0.0	0.0	0.0	0.0	0.0	0.0
				처리방법 매 립	0.0	0.0	0.0	0.0	0.0	0.0	0.0	0.0	0.0	0.0	0.0	0.0	0.0	0.0	0.0	0.0
				처리방법 소 각	0.0	0.0	0.0	0.0	0.0	0.0	0.0	0.0	0.0	0.0	0.0	0.0	0.0	0.0	0.0	0.0
				처리방법 재 활 용	0.0	0.0	0.0	0.0	0.0	0.0	0.0	0.0	0.0	0.0	0.0	0.0	0.0	0.0	0.0	0.0
				처리방법 해역배출	0.0	0.0	0.0	0.0	0.0	0.0	0.0	0.0	0.0	0.0	0.0	0.0	0.0	0.0	0.0	0.0

(단위:톤/일)

구분		산업단지구분		발생량 및 처리현황		총계	가연성													
시도	시군구	단지유형	산업단지명				소계	폐지류	폐목재류	폐합성고분자화합물				유기성오니류				동식물성 폐잔재물	폐식용유	기타
										폐섬유류	폐합성 수지	폐합성 고무	폐피혁	폐수처리오니	공정오니	정수처리오니	하수처리오니			
경기	가평군	일반	가평목동 일반산업단지	발생량		0.9	0.9	0.0	0.0	0.0	0.0	0.0	0.0	0.1	0.0	0.0	0.0	0.8	0.0	0.0
				처리방법	매립	0.1	0.1							0.1						
					소각	0.1	0.1											0.1		
					재활용	0.7	0.7											0.7		
					해역배출	0.0	0.0													
강원	소계			발생량		2,440.2	142.7	0.1	0.3	0.0	5.5	0.9	0.0	56.3	38.6	0.0	13.0	18.1	0.2	9.7
				처리방법	매립	57.2	13.6	0.0	0.0	0.0	1.0	0.0	0.0	4.3	0.0	0.0	0.6	4.9	0.0	2.8
					소각	2.3	2.3	0.1	0.0	0.0	1.4	0.8	0.0	0.0	0.0	0.0	0.0	0.0	0.0	0.0
					재활용	2,368.4	114.5	0.0	0.3	0.0	3.1	0.1	0.0	39.7	38.6	0.0	12.4	13.2	0.2	6.9
					해역배출	12.3	12.3	0.0	0.0	0.0	0.0	0.0	0.0	12.3	0.0	0.0	0.0	0.0	0.0	0.0
	원주시	소계		발생량		72.6	24.6	0.0	0.1	0.0	2.5	0.0	0.0	0.0	0.0	0.0	0.0	12.1	0.2	9.7
				처리방법	매립	43.6	8.3	0.0	0.0	0.0	1.0	0.0	0.0	0.0	0.0	0.0	0.0	4.5	0.0	2.8
					소각	0.0	0.0	0.0	0.0	0.0	0.0	0.0	0.0	0.0	0.0	0.0	0.0	0.0	0.0	0.0
					재활용	29.0	16.3	0.0	0.1	0.0	1.5	0.0	0.0	0.0	0.0	0.0	0.0	7.6	0.2	6.9
					해역배출	0.0	0.0	0.0	0.0	0.0	0.0	0.0	0.0	0.0	0.0	0.0	0.0	0.0	0.0	0.0
		일반산업단지	원주우산 일반산업단지	발생량		72.6	24.6	0.0	0.1	0.0	2.5	0.0	0.0	0.0	0.0	0.0	0.0	12.1	0.2	9.7
				처리방법	매립	43.6	8.3				1.0							4.5		2.8
					소각	0.0	0.0				0.0			0.0						
					재활용	29.0	16.3		0.1		1.5							7.6	0.2	6.9
					해역배출	0.0	0.0													
	동해시	소계		발생량		2,259.3	26.8	0.1	0.2	0.0	2.3	0.9	0.0	8.8	0.0	0.0	13.0	1.5	0.0	0.0
				처리방법	매립	13.2	4.9	0.0	0.0	0.0	0.0	0.0	0.0	4.3	0.0	0.0	0.6	0.0	0.0	0.0
					소각	2.0	2.0	0.1	0.0	0.0	1.1	0.8	0.0	0.0	0.0	0.0	0.0	0.0	0.0	0.0
					재활용	2,244.1	19.9	0.0	0.2	0.0	1.2	0.1	0.0	4.5	0.0	0.0	12.4	1.5	0.0	0.0
					해역배출	0.0	0.0	0.0	0.0	0.0	0.0	0.0	0.0	0.0	0.0	0.0	0.0	0.0	0.0	0.0
		국가산업단지	북평산업단지	발생량		2,256.4	24.0	0.1	0.0	0.0	0.6	0.0	0.0	8.8	0.0	0.0	13.0	1.5	0.0	0.0
				처리방법	매립	13.2	4.9							4.3			0.6			
					소각	0.7	0.7	0.1			0.6									
					재활용	2,242.5	18.4							4.5			12.4	1.5		
					해역배출	0.0	0.0													
		일반산업단지	동해송정 일반산업단지	발생량		2.9	2.8	0.0	0.2	0.0	1.7	0.9	0.0	0.0	0.0	0.0	0.0	0.0	0.0	0.0
				처리방법	매립	0.0	0.0													
					소각	1.3	1.3				0.5	0.8								
					재활용	1.6	1.5		0.2		1.2	0.1								
					해역배출	0.0	0.0													
	속초시	소계		발생량		3.1	3.1	0.0	0.0	0.0	0.0	0.0	0.0	0.0	0.0	0.0	0.0	3.1	0.0	0.0
				처리방법	매립	0.0	0.0	0.0	0.0	0.0	0.0	0.0	0.0	0.0	0.0	0.0	0.0	0.0	0.0	0.0
					소각	0.0	0.0	0.0	0.0	0.0	0.0	0.0	0.0	0.0	0.0	0.0	0.0	0.0	0.0	0.0
					재활용	3.1	3.1	0.0	0.0	0.0	0.0	0.0	0.0	0.0	0.0	0.0	0.0	3.1	0.0	0.0
					해역배출	0.0	0.0	0.0	0.0	0.0	0.0	0.0	0.0	0.0	0.0	0.0	0.0	0.0	0.0	0.0
		농공단지	대포 제1,2농공단지	발생량		3.1	3.1	0.0	0.0	0.0	0.0	0.0	0.0	0.0	0.0	0.0	0.0	3.1	0.0	0.0
				처리방법	매립	0.0	0.0													
					소각	0.0	0.0													
					재활용	3.1	3.1											3.1		
					해역배출	0.0	0.0													
	홍천군	소계		발생량		101.4	84.4	0.0	0.0	0.0	0.7	0.0	0.0	45.1	38.6	0.0	0.0	0.0	0.0	0.0
				처리방법	매립	0.0	0.0	0.0	0.0	0.0	0.0	0.0	0.0	0.0	0.0	0.0	0.0	0.0	0.0	0.0
					소각	0.3	0.3	0.0	0.0	0.0	0.3	0.0	0.0	0.0	0.0	0.0	0.0	0.0	0.0	0.0
					재활용	89.3	72.3	0.0	0.0	0.0	0.4	0.0	0.0	33.3	38.6	0.0	0.0	0.0	0.0	0.0
					해역배출	11.8	11.8	0.0	0.0	0.0	0.0	0.0	0.0	11.8	0.0	0.0	0.0	0.0	0.0	0.0

(단위:톤/일)

구분		산업단지구분		발생량 및 처리현황	불 연 성															
시도	시군구	단지유형	산업단지명		소계	광재류	연소재	소각재	분진류	폐주물사 모래류	폐금속류	폐석회 석고류	폐촉매	폐흡착재 폐흡수재	유리· 도자기편류	무기성오니류				기타
																폐수처리 오니	공정오니	정수처리 오니	하수처리 오니	
경기	가평군	일반	가평목동 일반산업단지	발 생 량	0.0	0.0	0.0	0.0	0.0	0.0	0.0	0.0	0.0	0.0	0.0	0.0	0.0	0.0	0.0	0.0
				처리방법 매 립	0.0															
				처리방법 소 각	0.0															
				처리방법 재 활 용	0.0															
				처리방법 해역배출	0.0															
강원	소계			발 생 량	2,297.5	7.9	2,229.1	0.0	33.7	0.0	0.0	2.3	0.0	0.2	23.3	0.1	0.0	0.0	0.0	0.9
				처리방법 매 립	43.6	7.9	8.0	0.0	21.1	0.0	0.0	0.0	0.0	0.0	6.3	0.1	0.0	0.0	0.0	0.2
				처리방법 소 각	0.0	0.0	0.0	0.0	0.0	0.0	0.0	0.0	0.0	0.0	0.0	0.0	0.0	0.0	0.0	0.0
				처리방법 재 활 용	2,253.9	0.0	2,221.1	0.0	12.6	0.0	0.0	2.3	0.0	0.2	17.0	0.0	0.0	0.0	0.0	0.7
				처리방법 해역배출	0.0	0.0	0.0	0.0	0.0	0.0	0.0	0.0	0.0	0.0	0.0	0.0	0.0	0.0	0.0	0.0
	원주시	소계		발 생 량	48.0	7.9	0.0	0.0	33.7	0.0	0.0	0.0	0.0	0.1	6.3	0.0	0.0	0.0	0.0	0.0
				처리방법 매 립	35.3	7.9	0.0	0.0	21.1	0.0	0.0	0.0	0.0	0.0	6.3	0.0	0.0	0.0	0.0	0.0
				처리방법 소 각	0.0	0.0	0.0	0.0	0.0	0.0	0.0	0.0	0.0	0.0	0.0	0.0	0.0	0.0	0.0	0.0
				처리방법 재활용	12.7	0.0	0.0	0.0	12.6	0.0	0.0	0.0	0.0	0.1	0.0	0.0	0.0	0.0	0.0	0.0
				처리방법 해역배출	0.0	0.0	0.0	0.0	0.0	0.0	0.0	0.0	0.0	0.0	0.0	0.0	0.0	0.0	0.0	0.0
		일반산업단지	원주우산 일반산업단지	발 생 량	48.0	7.9	0.0	0.0	33.7	0.0	0.0	0.0	0.0	0.1	6.3	0.0	0.0	0.0	0.0	0.0
				처리방법 매 립	35.3	7.9			21.1						6.3					
				처리방법 소 각	0.0															
				처리방법 재 활 용	12.7				12.6					0.1						
				처리방법 해역배출	0.0															
	동해시	소계		발 생 량	2,232.5	0.0	2,229.1	0.0	0.0	0.0	0.0	2.3	0.0	0.1	0.0	0.1	0.0	0.0	0.0	0.9
				처리방법 매 립	8.3	0.0	8.0	0.0	0.0	0.0	0.0	0.0	0.0	0.0	0.0	0.1	0.0	0.0	0.0	0.2
				처리방법 소 각	0.0	0.0	0.0	0.0	0.0	0.0	0.0	0.0	0.0	0.0	0.0	0.0	0.0	0.0	0.0	0.0
				처리방법 재활용	2,224.2	0.0	2,221.1	0.0	0.0	0.0	0.0	2.3	0.0	0.1	0.0	0.0	0.0	0.0	0.0	0.7
				처리방법 해역배출	0.0	0.0	0.0	0.0	0.0	0.0	0.0	0.0	0.0	0.0	0.0	0.0	0.0	0.0	0.0	0.0
		국가산업단지	북평산업단지	발 생 량	2,232.4	0.0	2,229.1	0.0	0.0	0.0	0.0	2.3	0.0	0.0	0.0	0.1	0.0	0.0	0.0	0.9
				처리방법 매 립	8.3		8.0									0.1				0.2
				처리방법 소 각	0.0															
				처리방법 재활용	2,224.1		2,221.1					2.3								0.7
				처리방법 해역배출	0.0															
		일반산업단지	동해송정 일반산업단지	발 생 량	0.1	0.0	0.0	0.0	0.0	0.0	0.0	0.0	0.0	0.1	0.0	0.0	0.0	0.0	0.0	0.0
				처리방법 매 립	0.0															
				처리방법 소 각	0.0															
				처리방법 재활용	0.1									0.1						
				처리방법 해역배출	0.0															
	속초시	소계		발 생 량	0.0	0.0	0.0	0.0	0.0	0.0	0.0	0.0	0.0	0.0	0.0	0.0	0.0	0.0	0.0	0.0
				처리방법 매 립	0.0	0.0	0.0	0.0	0.0	0.0	0.0	0.0	0.0	0.0	0.0	0.0	0.0	0.0	0.0	0.0
				처리방법 소 각	0.0	0.0	0.0	0.0	0.0	0.0	0.0	0.0	0.0	0.0	0.0	0.0	0.0	0.0	0.0	0.0
				처리방법 재활용	0.0	0.0	0.0	0.0	0.0	0.0	0.0	0.0	0.0	0.0	0.0	0.0	0.0	0.0	0.0	0.0
				처리방법 해역배출	0.0	0.0	0.0	0.0	0.0	0.0	0.0	0.0	0.0	0.0	0.0	0.0	0.0	0.0	0.0	0.0
		농공단지	대포 제1,2농공단지	발 생 량	0.0	0.0	0.0	0.0	0.0	0.0	0.0	0.0	0.0	0.0	0.0	0.0	0.0	0.0	0.0	0.0
				처리방법 매 립	0.0															
				처리방법 소 각	0.0															
				처리방법 재 활 용	0.0															
				처리방법 해역배출	0.0															
	홍천군	소계		발 생 량	17.0	0.0	0.0	0.0	0.0	0.0	0.0	0.0	0.0	0.0	17.0	0.0	0.0	0.0	0.0	0.0
				처리방법 매 립	0.0	0.0	0.0	0.0	0.0	0.0	0.0	0.0	0.0	0.0	0.0	0.0	0.0	0.0	0.0	0.0
				처리방법 소 각	0.0	0.0	0.0	0.0	0.0	0.0	0.0	0.0	0.0	0.0	0.0	0.0	0.0	0.0	0.0	0.0
				처리방법 재활용	17.0	0.0	0.0	0.0	0.0	0.0	0.0	0.0	0.0	0.0	17.0	0.0	0.0	0.0	0.0	0.0
				처리방법 해역배출	0.0	0.0	0.0	0.0	0.0	0.0	0.0	0.0	0.0	0.0	0.0	0.0	0.0	0.0	0.0	0.0

(단위:톤/일)

구분		산업단지구분		발생량 및 처리현황		총계	가연성													
시도	시군구	단지유형	산업단지명				소계	폐지류	폐목재류	폐합성고분자화합물				유기성오니류				동식물성 폐잔재물	폐식용유	기타
										폐섬유류	폐합성 수지	폐합성 고무	폐피혁	폐수처리오니	공정오니	정수처리오니	하수처리오니			
강원	홍천군	일반산업단지	북방일반 사업단지	발생량		101.4	84.4	0.0	0.0	0.0	0.7	0.0	0.0	45.1	38.6	0.0	0.0	0.0	0.0	0.0
				처리방법	매 립	0.0	0.0													
					소 각	0.3	0.3				0.3									
					재 활 용	89.3	72.3				0.4			33.3	38.6					
					해역배출	11.8	11.8							11.8						
	철원군	소계		발생량		0.4	0.4	0.0	0.0	0.0	0.0	0.0	0.0	0.0	0.0	0.0	0.0	0.4	0.0	0.0
				처리방법	매 립	0.4	0.4	0.0	0.0	0.0	0.0	0.0	0.0	0.0	0.0	0.0	0.0	0.4	0.0	0.0
					소 각	0.0	0.0	0.0	0.0	0.0	0.0	0.0	0.0	0.0	0.0	0.0	0.0	0.0	0.0	0.0
					재 활 용	0.0	0.0	0.0	0.0	0.0	0.0	0.0	0.0	0.0	0.0	0.0	0.0	0.0	0.0	0.0
					해역배출	0.0	0.0	0.0	0.0	0.0	0.0	0.0	0.0	0.0	0.0	0.0	0.0	0.0	0.0	0.0
		농공단지	철원김화 농공단지	발생량		0.4	0.4	0.0	0.0	0.0	0.0	0.0	0.0	0.0	0.0	0.0	0.0	0.4	0.0	0.0
				처리방법	매 립	0.4	0.4											0.4		
					소 각	0.0	0.0													
					재 활 용	0.0	0.0													
					해역배출	0.0	0.0													
	고성군	소계		발생량		1.0	1.0	0.0	0.0	0.0	0.0	0.0	0.0	0.5	0.0	0.0	0.0	0.5	0.0	0.0
				처리방법	매 립	0.0	0.0	0.0	0.0	0.0	0.0	0.0	0.0	0.0	0.0	0.0	0.0	0.0	0.0	0.0
					소 각	0.0	0.0	0.0	0.0	0.0	0.0	0.0	0.0	0.0	0.0	0.0	0.0	0.0	0.0	0.0
					재 활 용	0.5	0.5	0.0	0.0	0.0	0.0	0.0	0.0	0.0	0.0	0.0	0.0	0.5	0.0	0.0
					해역배출	0.5	0.5	0.0	0.0	0.0	0.0	0.0	0.0	0.5	0.0	0.0	0.0	0.0	0.0	0.0
		농공단지	향목농공단지	발생량		1.0	1.0	0.0	0.0	0.0	0.0	0.0	0.0	0.5	0.0	0.0	0.0	0.5	0.0	0.0
				처리방법	매 립	0.0	0.0													
					소 각	0.0	0.0													
					재 활 용	0.5	0.5											0.5		
					해역배출	0.5	0.5							0.5						
	양양군	소계		발생량		2.4	2.4	0.0	0.0	0.0	0.0	0.0	0.0	1.9	0.0	0.0	0.0	0.5	0.0	0.0
				처리방법	매 립	0.0	0.0	0.0	0.0	0.0	0.0	0.0	0.0	0.0	0.0	0.0	0.0	0.0	0.0	0.0
					소 각	0.0	0.0	0.0	0.0	0.0	0.0	0.0	0.0	0.0	0.0	0.0	0.0	0.0	0.0	0.0
					재 활 용	2.4	2.4	0.0	0.0	0.0	0.0	0.0	0.0	1.9	0.0	0.0	0.0	0.5	0.0	0.0
					해역배출	0.0	0.0	0.0	0.0	0.0	0.0	0.0	0.0	0.0	0.0	0.0	0.0	0.0	0.0	0.0
		농공단지	포월농공단지	발생량		2.4	2.4	0.0	0.0	0.0	0.0	0.0	0.0	1.9	0.0	0.0	0.0	0.5	0.0	0.0
				처리방법	매 립	0.0	0.0													
					소 각	0.0	0.0													
					재 활 용	2.4	2.4							1.9				0.5		
					해역배출	0.0	0.0													
충북	소계			발생량		1,940.6	1,173.1	0.4	41.2	2.5	229.8	4.2	7.5	62.5	2.7	0.0	4.2	142.7	0.7	674.7
				처리방법	매 립	185.4	9.2	0.0	0.0	0.0	0.0	0.0	0.0	7.5	1.7	0.0	0.0	0.0	0.0	0.0
					소 각	145.9	137.3	0.0	2.0	0.2	60.9	0.8	0.5	0.4	0.9	0.0	0.0	69.5	0.0	2.1
					재 활 용	1,597.1	1,014.4	0.4	39.2	2.3	168.9	3.4	7.0	42.4	0.1	0.0	4.2	73.2	0.7	672.6
					해역배출	12.2	12.2	0.0	0.0	0.0	0.0	0.0	0.0	12.2	0.0	0.0	0.0	0.0	0.0	0.0
	청주시	소계		발생량		535.1	268.5	0.0	7.7	1.8	66.1	1.6	7.5	47.6	2.1	0.0	0.0	130.6	0.6	2.9
				처리방법	매 립	140.8	2.4	0.0	0.0	0.0	0.0	0.0	0.0	0.7	1.7	0.0	0.0	0.0	0.0	0.0
					소 각	92.2	91.9	0.0	0.0	0.0	19.7	0.6	0.5	0.3	0.4	0.0	0.0	69.5	0.0	0.9
					재 활 용	290.8	162.9	0.0	7.7	1.8	46.4	1.0	7.0	35.3	0.0	0.0	0.0	61.1	0.6	2.0
					해역배출	11.3	11.3	0.0	0.0	0.0	0.0	0.0	0.0	11.3	0.0	0.0	0.0	0.0	0.0	0.0
		일반산업단지	청주 일반산업단지	발생량		535.1	268.5	0.0	7.7	1.8	66.1	1.6	7.5	47.6	2.1	0.0	0.0	130.6	0.6	2.9
				처리방법	매 립	140.8	2.4							0.7	1.7					
					소 각	92.2	91.9				19.7	0.6	0.5	0.3	0.4			69.5		0.9
					재 활 용	290.8	162.9		7.7	1.8	46.4	1.0	7.0	35.3				61.1	0.6	2.0
					해역배출	11.3	11.3							11.3						

(단위:톤/일)

구분		산업단지구분		발생량 및 처리현황	불 연 성															
시도	시군구	단지유형	산업단지명		소계	광재류	연소재	소각재	분진류	폐주물사 모래류	폐금속류	폐석회 석고류	폐촉매	폐흡착재 폐흡수재	유리· 도자기편류	무기성오니류				기타
																폐수처리 오니	공정오니	정수처리 오니	하수처리 오니	
강원	홍천군	일반산업단지	북방일반 사업단지	발 생 량	17.0	0.0	0.0	0.0	0.0	0.0	0.0	0.0	0.0	0.0	17.0	0.0	0.0	0.0	0.0	0.0
				처리방법 매 립	0.0															
				처리방법 소 각	0.0															
				처리방법 재 활 용	17.0										17.0					
				처리방법 해역배출	0.0															
	철원군	소계		발 생 량	0.0	0.0	0.0	0.0	0.0	0.0	0.0	0.0	0.0	0.0	0.0	0.0	0.0	0.0	0.0	0.0
				처리방법 매 립	0.0	0.0	0.0	0.0	0.0	0.0	0.0	0.0	0.0	0.0	0.0	0.0	0.0	0.0	0.0	0.0
				처리방법 소 각	0.0	0.0	0.0	0.0	0.0	0.0	0.0	0.0	0.0	0.0	0.0	0.0	0.0	0.0	0.0	0.0
				처리방법 재활용	0.0	0.0	0.0	0.0	0.0	0.0	0.0	0.0	0.0	0.0	0.0	0.0	0.0	0.0	0.0	0.0
				처리방법 해역배출	0.0	0.0	0.0	0.0	0.0	0.0	0.0	0.0	0.0	0.0	0.0	0.0	0.0	0.0	0.0	0.0
		농공단지	철원김화 농공단지	발 생 량	0.0	0.0	0.0	0.0	0.0	0.0	0.0	0.0	0.0	0.0	0.0	0.0	0.0	0.0	0.0	0.0
				처리방법 매 립	0.0															
				처리방법 소 각	0.0															
				처리방법 재 활 용	0.0															
				처리방법 해역배출	0.0															
	고성군	소계		발 생 량	0.0	0.0	0.0	0.0	0.0	0.0	0.0	0.0	0.0	0.0	0.0	0.0	0.0	0.0	0.0	0.0
				처리방법 매 립	0.0	0.0	0.0	0.0	0.0	0.0	0.0	0.0	0.0	0.0	0.0	0.0	0.0	0.0	0.0	0.0
				처리방법 소 각	0.0	0.0	0.0	0.0	0.0	0.0	0.0	0.0	0.0	0.0	0.0	0.0	0.0	0.0	0.0	0.0
				처리방법 재활용	0.0	0.0	0.0	0.0	0.0	0.0	0.0	0.0	0.0	0.0	0.0	0.0	0.0	0.0	0.0	0.0
				처리방법 해역배출	0.0	0.0	0.0	0.0	0.0	0.0	0.0	0.0	0.0	0.0	0.0	0.0	0.0	0.0	0.0	0.0
		농공단지	향목농공단지	발 생 량	0.0	0.0	0.0	0.0	0.0	0.0	0.0	0.0	0.0	0.0	0.0	0.0	0.0	0.0	0.0	0.0
				처리방법 매 립	0.0															
				처리방법 소 각	0.0															
				처리방법 재 활 용	0.0															
				처리방법 해역배출	0.0															
	양양군	소계		발 생 량	0.0	0.0	0.0	0.0	0.0	0.0	0.0	0.0	0.0	0.0	0.0	0.0	0.0	0.0	0.0	0.0
				처리방법 매 립	0.0	0.0	0.0	0.0	0.0	0.0	0.0	0.0	0.0	0.0	0.0	0.0	0.0	0.0	0.0	0.0
				처리방법 소 각	0.0	0.0	0.0	0.0	0.0	0.0	0.0	0.0	0.0	0.0	0.0	0.0	0.0	0.0	0.0	0.0
				처리방법 재활용	0.0	0.0	0.0	0.0	0.0	0.0	0.0	0.0	0.0	0.0	0.0	0.0	0.0	0.0	0.0	0.0
				처리방법 해역배출	0.0	0.0	0.0	0.0	0.0	0.0	0.0	0.0	0.0	0.0	0.0	0.0	0.0	0.0	0.0	0.0
		농공단지	포월농공단지	발 생 량	0.0	0.0	0.0	0.0	0.0	0.0	0.0	0.0	0.0	0.0	0.0	0.0	0.0	0.0	0.0	0.0
				처리방법 매 립	0.0															
				처리방법 소 각	0.0															
				처리방법 재 활 용	0.0															
				처리방법 해역배출	0.0															
충북	소계			발 생 량	767.5	400.0	0.0	54.3	10.9	5.1	9.3	4.6	0.0	7.2	5.3	188.5	48.8	0.0	0.0	33.5
				처리방법 매 립	176.2	2.5	0.0	45.3	2.2	5.1	0.0	0.0	0.0	0.3	0.6	96.8	22.3	0.0	0.0	1.1
				처리방법 소 각	8.6	0.0	0.0	4.9	1.2	0.0	1.7	0.0	0.0	0.3	0.0	0.4	0.0	0.0	0.0	0.1
				처리방법 재 활 용	582.7	397.5	0.0	4.1	7.5	0.0	7.6	4.6	0.0	6.6	4.7	91.3	26.5	0.0	0.0	32.3
				처리방법 해역배출	0.0	0.0	0.0	0.0	0.0	0.0	0.0	0.0	0.0	0.0	0.0	0.0	0.0	0.0	0.0	0.0
	청주시	소계		발 생 량	266.6	0.0	0.0	47.6	1.3	0.0	0.0	2.0	0.0	2.2	1.6	176.5	24.1	0.0	0.0	11.3
				처리방법 매 립	138.4	0.0	0.0	45.2	0.7	0.0	0.0	0.0	0.0	0.0	0.2	88.9	2.6	0.0	0.0	0.8
				처리방법 소 각	0.3	0.0	0.0	0.0	0.0	0.0	0.0	0.0	0.0	0.3	0.0	0.0	0.0	0.0	0.0	0.0
				처리방법 재 활 용	127.9	0.0	0.0	2.4	0.6	0.0	0.0	2.0	0.0	1.9	1.4	87.6	21.5	0.0	0.0	10.5
				처리방법 해역배출	0.0	0.0	0.0	0.0	0.0	0.0	0.0	0.0	0.0	0.0	0.0	0.0	0.0	0.0	0.0	0.0
		일반산업단지	청주 일반산업단지	발 생 량	266.6	0.0	0.0	47.6	1.3	0.0	0.0	2.0	0.0	2.2	1.6	176.5	24.1	0.0	0.0	11.3
				처리방법 매 립	138.4			45.2	0.7						0.2	88.9	2.6			0.8
				처리방법 소 각	0.3									0.3						
				처리방법 재 활 용	127.9			2.4	0.6			2.0		1.9	1.4	87.6	21.5			10.5
				처리방법 해역배출	0.0															

(단위:톤/일)

구분		산업단지구분		발생량 및 처리현황		총계	가 연 성													
시도	시군구	단지유형	산업단지명				소계	폐지류	폐목재류	폐합성고분자화합물				유기성오니류				동식물성 폐잔재물	폐식용유	기타
										폐섬유류	폐합성 수지	폐합성 고무	폐피혁	폐수처리오니	공정오니	정수처리오니	하수처리오니			
충북	충주시	소계		발 생 량		101.2	51.5	0.0	2.5	0.6	47.9	0.0	0.0	0.3	0.0	0.0	0.0	0.2	0.0	0.0
				처리방법	매 립	6.5	0.3	0.0	0.0	0.0	0.0	0.0	0.0	0.3	0.0	0.0	0.0	0.0	0.0	0.0
					소 각	12.1	5.9	0.0	1.9	0.2	3.8	0.0	0.0	0.0	0.0	0.0	0.0	0.0	0.0	0.0
					재 활 용	82.6	45.3	0.0	0.6	0.4	44.1	0.0	0.0	0.0	0.0	0.0	0.0	0.2	0.0	0.0
					해역배출	0.0	0.0	0.0	0.0	0.0	0.0	0.0	0.0	0.0	0.0	0.0	0.0	0.0	0.0	0.0
		농공단지	가금농공단지	발 생 량		2.8	2.5	0.0	1.9	0.0	0.6	0.0	0.0	0.0	0.0	0.0	0.0	0.0	0.0	0.0
				처리방법	매 립	0.3	0.0													
					소 각	2.0	2.0		1.9		0.1									
					재 활 용	0.5	0.5				0.5									
					해역배출	0.0	0.0													
		농공단지	가주농공단지	발 생 량		4.0	0.2	0.0	0.0	0.2	0.0	0.0	0.0	0.0	0.0	0.0	0.0	0.0	0.0	0.0
				처리방법	매 립	3.0	0.0													
					소 각	0.2	0.2			0.2	0.0									
					재 활 용	0.8	0.0													
					해역배출	0.0	0.0													
		농공단지	용탄농공단지	발 생 량		1.5	0.5	0.0	0.0	0.0	0.5	0.0	0.0	0.0	0.0	0.0	0.0	0.0	0.0	0.0
				처리방법	매 립	1.0	0.0													
					소 각	0.5	0.5				0.5									
					재 활 용	0.0	0.0													
					해역배출	0.0	0.0													
		농공단지	주덕농공단지	발 생 량		31.0	30.2	0.0	0.0	0.0	30.2	0.0	0.0	0.0	0.0	0.0	0.0	0.0	0.0	0.0
				처리방법	매 립	0.0	0.0													
					소 각	0.0	0.0													
					재 활 용	31.0	30.2				30.2									
					해역배출	0.0	0.0													
		일반	중원 지방산업단지	발 생 량		0.8	0.3	0.0	0.0	0.0	0.3	0.0	0.0	0.0	0.0	0.0	0.0	0.0	0.0	0.0
				처리방법	매 립	0.5	0.0													
					소 각	0.3	0.3				0.3									
					재 활 용	0.0	0.0													
					해역배출	0.0	0.0													
		일반	충주산업단지	발 생 량		42.9	8.6	0.0	0.6	0.4	7.1	0.0	0.0	0.3	0.0	0.0	0.0	0.2	0.0	0.0
				처리방법	매 립	0.3	0.3							0.3						
					소 각	4.9	2.0				2.0									
					재 활 용	37.7	6.3		0.6	0.4	5.1							0.2		
					해역배출	0.0	0.0													
		일반	첨단산업단지	발 생 량		18.2	9.2	0.0	0.0	0.0	9.2	0.0	0.0	0.0	0.0	0.0	0.0	0.0	0.0	0.0
				처리방법	매 립	1.4	0.0													
					소 각	4.2	0.9				0.9									
					재 활 용	12.6	8.3				8.3									
					해역배출	0.0	0.0													
	제천시	소계		발 생 량		56.0	43.4	0.0	0.0	0.0	41.3	0.0	0.0	0.0	0.0	0.0	0.0	2.0	0.1	0.0
				처리방법	매 립	2.7	0.0	0.0	0.0	0.0	0.0	0.0	0.0	0.0	0.0	0.0	0.0	0.0	0.0	0.0
					소 각	2.5	2.5	0.0	0.0	0.0	2.5	0.0	0.0	0.0	0.0	0.0	0.0	0.0	0.0	0.0
					재 활 용	50.8	40.9	0.0	0.0	0.0	38.8	0.0	0.0	0.0	0.0	0.0	0.0	2.0	0.1	0.0
					해역배출	0.0	0.0	0.0	0.0	0.0	0.0	0.0	0.0	0.0	0.0	0.0	0.0	0.0	0.0	0.0
		일반산업단지	제천 일반산업단지	발 생 량		6.4	3.4	0.0	0.0	0.0	1.3	0.0	0.0	0.0	0.0	0.0	0.0	2.0	0.1	0.0
				처리방법	매 립	1.1	0.0													
					소 각	1.0	1.0				1.0									
					재 활 용	4.3	2.4				0.3							2.0	0.1	
					해역배출	0.0	0.0													

(단위:톤/일)

구분		산업단지구분		발생량 및 처리현황		불 연 성															
시도	시군구	단지유형	산업단지명			소계	광재류	연소재	소각재	분진류	폐주물사 모래류	폐금속류	폐석회 석고류	폐촉매	폐흡착재 폐흡수재	유리· 도자기편류	무기성오니류				기타
																	폐수처리 오니	공정오니	정수처리 오니	하수처리 오니	
충북	충주시	소계		발 생 량		49.7	3.0	0.0	6.7	5.5	2.4	7.1	0.0	0.0	0.2	0.3	0.7	2.4	0.0	0.0	21.4
				처리방법	매 립	6.2	2.4	0.0	0.1	0.8	2.4	0.0	0.0	0.0	0.0	0.0	0.5	0.0	0.0	0.0	0.0
					소 각	6.2	0.0	0.0	4.9	1.2	0.0	0.0	0.0	0.0	0.0	0.0	0.0	0.0	0.0	0.0	0.1
					재 활 용	37.3	0.6	0.0	1.7	3.5	0.0	7.1	0.0	0.0	0.2	0.3	0.2	2.4	0.0	0.0	21.3
					해역배출	0.0	0.0	0.0	0.0	0.0	0.0	0.0	0.0	0.0	0.0	0.0	0.0	0.0	0.0	0.0	0.0
		농공단지	가금농공단지	발 생 량		0.3	0.0	0.0	0.1	0.2	0.0	0.0	0.0	0.0	0.0	0.0	0.0	0.0	0.0	0.0	0.0
				처리방법	매 립	0.3			0.1	0.2											
					소 각	0.0															
					재 활 용	0.0															
					해역배출	0.0															
		농공단지	가주농공단지	발 생 량		3.8	0.0	0.0	0.0	0.6	2.4	0.0	0.0	0.0	0.0	0.0	0.0	0.0	0.0	0.0	0.8
				처리방법	매 립	3.0				0.6	2.4										
					소 각	0.0															
					재 활 용	0.8															0.8
					해역배출	0.0															
		농공단지	용탄농공단지	발 생 량		1.0	1.0	0.0	0.0	0.0	0.0	0.0	0.0	0.0	0.0	0.0	0.0	0.0	0.0	0.0	0.0
				처리방법	매 립	1.0	1.0														
					소 각	0.0															
					재 활 용	0.0															
					해역배출	0.0															
		농공단지	주덕농공단지	발 생 량		0.8	0.6	0.0	0.0	0.0	0.0	0.0	0.0	0.0	0.0	0.0	0.0	0.0	0.0	0.0	0.2
				처리방법	매 립	0.0															
					소 각	0.0															
					재 활 용	0.8	0.6			0.0											0.2
					해역배출	0.0															
		일반	중원 지방산업단지	발 생 량		0.5	0.0	0.0	0.0	0.0	0.0	0.0	0.0	0.0	0.0	0.0	0.5	0.0	0.0	0.0	0.0
				처리방법	매 립	0.5											0.5				
					소 각	0.0															
					재 활 용	0.0									0.0						
					해역배출	0.0															
		일반	충주산업단지	발 생 량		34.3	0.0	0.0	4.5	3.5	0.0	3.2	0.0	0.0	0.2	0.3	0.2	2.0	0.0	0.0	20.4
				처리방법	매 립	0.0															
					소 각	2.9			2.8												0.1
					재 활 용	31.4			1.7	3.5		3.2			0.2	0.3	0.2	2.0			20.3
					해역배출	0.0															
		일반	첨단산업단지	발 생 량		9.0	1.4	0.0	2.1	1.2	0.0	3.9	0.0	0.0	0.0	0.0	0.0	0.4	0.0	0.0	0.0
				처리방법	매 립	1.4	1.4														
					소 각	3.3			2.1	1.2											
					재 활 용	4.3						3.9						0.4			
					해역배출	0.0															
	제천시	소계		발 생 량		12.6	0.1	0.0	0.0	2.4	0.0	0.0	2.6	0.0	0.0	2.3	0.0	5.2	0.0	0.0	0.0
				처리방법	매 립	2.7	0.1	0.0	0.0	0.0	0.0	0.0	0.0	0.0	0.0	0.0	0.0	2.6	0.0	0.0	0.0
					소 각	0.0	0.0	0.0	0.0	0.0	0.0	0.0	0.0	0.0	0.0	0.0	0.0	0.0	0.0	0.0	0.0
					재 활 용	9.9	0.0	0.0	0.0	2.4	0.0	0.0	2.6	0.0	0.0	2.3	0.0	2.6	0.0	0.0	0.0
					해역배출	0.0	0.0	0.0	0.0	0.0	0.0	0.0	0.0	0.0	0.0	0.0	0.0	0.0	0.0	0.0	0.0
		일반산업단지	제천 일반산업단지	발 생 량		3.0	0.0	0.0	0.0	0.0	0.0	0.0	0.0	0.0	0.0	0.0	0.0	3.0	0.0	0.0	0.0
				처리방법	매 립	1.1												1.1			
					소 각	0.0															
					재 활 용	1.9												1.9			
					해역배출	0.0															

(단위:톤/일)

구분		산업단지구분		발생량 및 처리현황		총계	가연성													
시도	시군구	단지유형	산업단지명				소계	폐지류	폐목재류	폐합성고분자화합물				유기성오니류				동식물성 폐잔재물	폐식용유	기타
										폐섬유류	폐합성 수지	폐합성 고무	폐피혁	폐수처리오니	공정오니	정수처리오니	하수처리오니			
충북	제천시	일반산업단지	제천 제2일반산업단지	발생량		2.1	0.0	0.0	0.0	0.0	0.0	0.0	0.0	0.0	0.0	0.0	0.0	0.0	0.0	0.0
				처리방법	매립	0.5	0.0													
					소각	0.0	0.0													
					재활용	1.6	0.0													
					해역배출	0.0	0.0													
		농공단지	제천 강저농공단지	발생량		0.0	0.0	0.0	0.0	0.0	0.0	0.0	0.0	0.0	0.0	0.0	0.0	0.0	0.0	0.0
				처리방법	매립	0.0	0.0													
					소각	0.0	0.0				0.0									
					재활용	0.0	0.0													
					해역배출	0.0	0.0													
		농공단지	제천 고암농공단지	발생량		39.9	39.9	0.0	0.0	0.0	39.9	0.0	0.0	0.0	0.0	0.0	0.0	0.0	0.0	0.0
				처리방법	매립	0.0	0.0													
					소각	1.5	1.5				1.5									
					재활용	38.4	38.4				38.4									
					해역배출	0.0	0.0													
		농공단지	제천 봉양농공단지	발생량		7.5	0.1	0.0	0.0	0.0	0.1	0.0	0.0	0.0	0.0	0.0	0.0	0.0	0.0	0.0
				처리방법	매립	1.0	0.0													
					소각	0.0	0.0													
					재활용	6.5	0.1				0.1									
					해역배출	0.0	0.0													
		농공단지	제천 송학농공단지	발생량		0.1	0.0	0.0	0.0	0.0	0.0	0.0	0.0	0.0	0.0	0.0	0.0	0.0	0.0	0.0
				처리방법	매립	0.1	0.0													
					소각	0.0	0.0													
					재활용	0.0	0.0													
					해역배출	0.0	0.0													
	청원군	소계		발생량		199.1	170.1	0.4	2.1	0.0	60.6	0.0	0.0	7.8	0.4	0.0	4.2	0.2	0.0	94.4
				처리방법	매립	25.5	5.6	0.0	0.0	0.0	0.0	0.0	0.0	5.6	0.0	0.0	0.0	0.0	0.0	0.0
					소각	31.5	31.1	0.0	0.1	0.0	29.7	0.0	0.0	0.0	0.4	0.0	0.0	0.0	0.0	0.9
					재활용	141.2	132.5	0.4	2.0	0.0	30.9	0.0	0.0	1.3	0.0	0.0	4.2	0.2	0.0	93.5
					해역배출	0.9	0.9	0.0	0.0	0.0	0.0	0.0	0.0	0.9	0.0	0.0	0.0	0.0	0.0	0.0
		일반산업단지	오창 지방과학단지	발생량		194.2	168.4	0.0	2.0	0.0	59.6	0.0	0.0	7.8	0.4	0.0	4.2	0.0	0.0	94.4
				처리방법	매립	25.3	5.6							5.6						
					소각	31.5	31.1		0.1		29.7				0.4					0.9
					재활용	136.5	130.8		1.9		29.9			1.3	0.0		4.2	0.0		93.5
					해역배출	0.9	0.9							0.9						
		외국인투자기업 전용산업단지	오창 외국인단지	발생량		4.9	1.7	0.4	0.1	0.0	1.0	0.0	0.0	0.0	0.0	0.0	0.0	0.2	0.0	0.0
				처리방법	매립	0.2	0.0													
					소각	0.0	0.0													
					재활용	4.7	1.7	0.4	0.1		1.0							0.2		
					해역배출	0.0	0.0													
	보은군	소계		발생량		4.8	4.4	0.0	0.0	0.1	1.0	0.1	0.0	0.2	0.1	0.0	0.0	2.8	0.0	0.1
				처리방법	매립	0.2	0.0	0.0	0.0	0.0	0.0	0.0	0.0	0.0	0.0	0.0	0.0	0.0	0.0	0.0
					소각	1.0	1.0	0.0	0.0	0.0	0.6	0.1	0.0	0.1	0.1	0.0	0.0	0.0	0.0	0.1
					재활용	3.6	3.4	0.0	0.0	0.1	0.4	0.0	0.0	0.1	0.0	0.0	0.0	2.8	0.0	0.0
					해역배출	0.0	0.0	0.0	0.0	0.0	0.0	0.0	0.0	0.0	0.0	0.0	0.0	0.0	0.0	0.0
		국가산업단지	보은 국가산업단지	발생량		1.2	0.8	0.0	0.0	0.1	0.5	0.0	0.0	0.1	0.0	0.0	0.0	0.1	0.0	0.0
				처리방법	매립	0.2	0.0													
					소각	0.4	0.4				0.3			0.1						
					재활용	0.6	0.4			0.1	0.2							0.1		
					해역배출	0.0	0.0													

(단위:톤/일)

구분		산업단지구분		발생량 및 처리현황	불 연 성															
시도	시군구	단지유형	산업단지명		소계	광재류	연소재	소각재	분진류	폐주물사 모래류	폐금속류	폐석회 석고류	폐촉매	폐흡착재 폐흡수재	유리· 도자기편류	무기성오니류				기타
																폐수처리 오니	공정오니	정수처리 오니	하수처리 오니	
충북	제천시	일반산업단지	제천 제2일반산업단지	발 생 량	2.1	0.0	0.0	0.0	1.2	0.0	0.0	0.0	0.0	0.0	0.0	0.0	0.9	0.0	0.0	0.0
				처리방법 매 립	0.5												0.5			
				처리방법 소 각	0.0															
				처리방법 재 활 용	1.6				1.2								0.4			
				처리방법 해역배출	0.0															
		농공단지	제천 강저농공단지	발 생 량	0.0	0.0	0.0	0.0	0.0	0.0	0.0	0.0	0.0	0.0	0.0	0.0	0.0	0.0	0.0	0.0
				처리방법 매 립	0.0															
				처리방법 소 각	0.0															
				처리방법 재 활 용	0.0															
				처리방법 해역배출	0.0															
		농공단지	제천 고암농공단지	발 생 량	0.0	0.0	0.0	0.0	0.0	0.0	0.0	0.0	0.0	0.0	0.0	0.0	0.0	0.0	0.0	0.0
				처리방법 매 립	0.0															
				처리방법 소 각	0.0															
				처리방법 재 활 용	0.0															
				처리방법 해역배출	0.0															
		농공단지	제천 봉양농공단지	발 생 량	7.4	0.0	0.0	0.0	1.2	0.0	0.0	2.6	0.0	0.0	2.3	0.0	1.3	0.0	0.0	0.0
				처리방법 매 립	1.0												1.0			
				처리방법 소 각	0.0															
				처리방법 재 활 용	6.4				1.2			2.6			2.3		0.3			
				처리방법 해역배출	0.0															
		농공단지	제천 송학농공단지	발 생 량	0.1	0.1	0.0	0.0	0.0	0.0	0.0	0.0	0.0	0.0	0.0	0.0	0.0	0.0	0.0	0.0
				처리방법 매 립	0.1	0.1														
				처리방법 소 각	0.0															
				처리방법 재 활 용	0.0															
				처리방법 해역배출	0.0															
	청원군	소계		발 생 량	29.0	0.0	0.0	0.0	0.6	0.0	0.5	0.0	0.0	4.7	0.4	5.8	17.0	0.0	0.0	0.0
				처리방법 매 립	19.9	0.0	0.0	0.0	0.3	0.0	0.0	0.0	0.0	0.3	0.4	1.9	17.0	0.0	0.0	0.0
				처리방법 소 각	0.4	0.0	0.0	0.0	0.0	0.0	0.0	0.0	0.0	0.0	0.0	0.4	0.0	0.0	0.0	0.0
				처리방법 재 활 용	8.7	0.0	0.0	0.0	0.3	0.0	0.5	0.0	0.0	4.4	0.0	3.5	0.0	0.0	0.0	0.0
				처리방법 해역배출	0.0	0.0	0.0	0.0	0.0	0.0	0.0	0.0	0.0	0.0	0.0	0.0	0.0	0.0	0.0	0.0
		일반산업단지	오창 지방과학단지	발 생 량	25.8	0.0	0.0	0.0	0.6	0.0	0.0	0.0	0.0	4.5	0.4	3.3	17.0	0.0	0.0	0.0
				처리방법 매 립	19.7				0.3	0.0				0.1	0.4	1.9	17.0			
				처리방법 소 각	0.4											0.4				
				처리방법 재활용	5.7	0.0			0.3					4.4	0.0	1.0	0.0			
				처리방법 해역배출	0.0															
		외국인투자기업 전용산업단지	오창 외국인단지	발 생 량	3.2	0.0	0.0	0.0	0.0	0.0	0.5	0.0	0.0	0.2	0.0	2.5	0.0	0.0	0.0	0.0
				처리방법 매 립	0.2									0.2						
				처리방법 소 각	0.0															
				처리방법 재활용	3.0						0.5			0.0		2.5				
				처리방법 해역배출	0.0															
	보은군	소계		발 생 량	0.4	0.0	0.0	0.0	0.0	0.0	0.0	0.0	0.0	0.1	0.0	0.1	0.0	0.0	0.0	0.2
				처리방법 매 립	0.2	0.0	0.0	0.0	0.0	0.0	0.0	0.0	0.0	0.0	0.0	0.1	0.0	0.0	0.0	0.1
				처리방법 소 각	0.0	0.0	0.0	0.0	0.0	0.0	0.0	0.0	0.0	0.0	0.0	0.0	0.0	0.0	0.0	0.0
				처리방법 재 활 용	0.2	0.0	0.0	0.0	0.0	0.0	0.0	0.0	0.0	0.1	0.0	0.0	0.0	0.0	0.0	0.1
				처리방법 해역배출	0.0	0.0	0.0	0.0	0.0	0.0	0.0	0.0	0.0	0.0	0.0	0.0	0.0	0.0	0.0	0.0
		국가산업단지	보은 국가산업단지	발 생 량	0.4	0.0	0.0	0.0	0.0	0.0	0.0	0.0	0.0	0.1	0.0	0.1	0.0	0.0	0.0	0.2
				처리방법 매 립	0.2											0.1				0.1
				처리방법 소 각	0.0															
				처리방법 재 활 용	0.2									0.1						0.1
				처리방법 해역배출	0.0															

(단위:톤/일)

구분		산업단지구분		발생량 및 처리현황		총계	가 연 성													
시도	시군구	단지유형	산업단지명				소계	폐지류	폐목재류	폐합성고분자화합물				유기성오니류				동식물성 폐잔재물	폐식용유	기타
										폐섬유류	폐합성 수지	폐합성 고무	폐피혁	폐수처리오니	공정오니	정수처리오니	하수처리오니			
충북	보은군	농공단지	보은농공단지	발 생 량		3.1	3.1	0.0	0.0	0.0	0.3	0.0	0.0	0.0	0.1	0.0	0.0	2.7	0.0	0.0
				처리방법	매 립	0.0	0.0													
					소 각	0.4	0.4				0.3				0.1					
					재 활 용	2.7	2.7											2.7		
					해역배출	0.0	0.0													
		농공단지	장안농공단지	발 생 량		0.4	0.4	0.0	0.0	0.0	0.2	0.0	0.0	0.1	0.0	0.0	0.0	0.0	0.0	0.1
				처리방법	매 립	0.0	0.0													
					소 각	0.1	0.1													0.1
					재 활 용	0.3	0.3				0.2			0.1						
					해역배출	0.0	0.0													
		농공단지	삼승농공단지	발 생 량		0.1	0.1	0.0	0.0	0.0	0.0	0.1	0.0	0.0	0.0	0.0	0.0	0.0	0.0	0.0
				처리방법	매 립	0.0	0.0													
					소 각	0.1	0.1					0.1								
					재 활 용	0.0	0.0													
					해역배출	0.0	0.0													
	옥천군	소계		발 생 량		8.1	5.9	0.0	0.0	0.0	1.1	1.4	0.0	0.8	0.0	0.0	0.0	2.4	0.0	0.2
				처리방법	매 립	0.0	0.0	0.0	0.0	0.0	0.0	0.0	0.0	0.0	0.0	0.0	0.0	0.0	0.0	0.0
					소 각	1.2	1.2	0.0	0.0	0.0	0.9	0.1	0.0	0.0	0.0	0.0	0.0	0.0	0.0	0.2
					재 활 용	6.9	4.7	0.0	0.0	0.0	0.2	1.3	0.0	0.8	0.0	0.0	0.0	2.4	0.0	0.0
					해역배출	0.0	0.0	0.0	0.0	0.0	0.0	0.0	0.0	0.0	0.0	0.0	0.0	0.0	0.0	0.0
		농공단지	동이농공단지	발 생 량		1.2	0.7	0.0	0.0	0.0	0.2	0.0	0.0	0.0	0.0	0.0	0.0	0.5	0.0	0.0
				처리방법	매 립	0.0	0.0													
					소 각	0.2	0.2				0.2									
					재 활 용	1.0	0.5											0.5		
					해역배출	0.0	0.0													
		농공단지	옥천농공단지	발 생 량		5.0	4.8	0.0	0.0	0.0	0.5	1.4	0.0	0.8	0.0	0.0	0.0	1.9	0.0	0.2
				처리방법	매 립	0.0	0.0													
					소 각	0.6	0.6				0.3	0.1								0.2
					재 활 용	4.4	4.2				0.2	1.3		0.8				1.9		
					해역배출	0.0	0.0													
		농공단지	청산농공단지	발 생 량		1.6	0.1	0.0	0.0	0.0	0.1	0.0	0.0	0.0	0.0	0.0	0.0	0.0	0.0	0.0
				처리방법	매 립	0.0	0.0													
					소 각	0.1	0.1				0.1									
					재 활 용	1.5	0.0													
					해역배출	0.0	0.0													
		농공단지	이원농공단지	발 생 량		0.3	0.3	0.0	0.0	0.0	0.3	0.0	0.0	0.0	0.0	0.0	0.0	0.0	0.0	0.0
				처리방법	매 립	0.0	0.0													
					소 각	0.3	0.3				0.3									
					재 활 용	0.0	0.0													
					해역배출	0.0	0.0													
	증평군	소계		발 생 량		19.6	14.2	0.0	1.2	0.0	9.1	0.0	0.0	0.5	0.1	0.0	0.0	3.2	0.0	0.1
				처리방법	매 립	3.5	0.0	0.0	0.0	0.0	0.0	0.0	0.0	0.0	0.0	0.0	0.0	0.0	0.0	0.0
					소 각	5.3	3.6	0.0	0.0	0.0	3.6	0.0	0.0	0.0	0.0	0.0	0.0	0.0	0.0	0.0
					재 활 용	10.8	10.6	0.0	1.2	0.0	5.5	0.0	0.0	0.5	0.1	0.0	0.0	3.2	0.0	0.1
					해역배출	0.0	0.0	0.0	0.0	0.0	0.0	0.0	0.0	0.0	0.0	0.0	0.0	0.0	0.0	0.0
		농공단지	도안농공단지	발 생 량		7.0	5.2	0.0	0.0	0.0	1.4	0.0	0.0	0.5	0.1	0.0	0.0	3.2	0.0	0.0
				처리방법	매 립	0.1	0.0													
					소 각	2.7	1.0				1.0							0.0		
					재 활 용	4.2	4.2				0.4			0.5	0.1			3.2		
					해역배출	0.0	0.0													

(단위:톤/일)

구분		산업단지구분		발생량 및 처리현황		불 연 성															
시도	시군구	단지유형	산업단지명			소계	광재류	연소재	소각재	분진류	폐주물사 모래류	폐금속류	폐석회 석고류	폐촉매	폐흡착재 폐흡수재	유리· 도자기편류	무기성오니류				기타
																	폐수처리 오니	공정오니	정수처리 오니	하수처리 오니	
충북	보은군	농공단지	보은농공단지	발 생 량		0.0	0.0	0.0	0.0	0.0	0.0	0.0	0.0	0.0	0.0	0.0	0.0	0.0	0.0	0.0	0.0
				처리방법	매 립	0.0															
					소 각	0.0															
					재 활 용	0.0															
					해역배출	0.0															
		농공단지	장안농공단지	발 생 량		0.0	0.0	0.0	0.0	0.0	0.0	0.0	0.0	0.0	0.0	0.0	0.0	0.0	0.0	0.0	0.0
				처리방법	매 립	0.0															
					소 각	0.0															
					재 활 용	0.0															
					해역배출	0.0															
		농공단지	삼승농공단지	발 생 량		0.0	0.0	0.0	0.0	0.0	0.0	0.0	0.0	0.0	0.0	0.0	0.0	0.0	0.0	0.0	0.0
				처리방법	매 립	0.0															
					소 각	0.0															
					재 활 용	0.0															
					해역배출	0.0															
	옥천군	소계		발 생 량		2.2	1.5	0.0	0.0	0.0	0.0	0.0	0.0	0.0	0.0	0.7	0.0	0.0	0.0	0.0	0.0
				처리방법	매 립	0.0	0.0	0.0	0.0	0.0	0.0	0.0	0.0	0.0	0.0	0.0	0.0	0.0	0.0	0.0	0.0
					소 각	0.0	0.0	0.0	0.0	0.0	0.0	0.0	0.0	0.0	0.0	0.0	0.0	0.0	0.0	0.0	0.0
					재 활 용	2.2	1.5	0.0	0.0	0.0	0.0	0.0	0.0	0.0	0.0	0.7	0.0	0.0	0.0	0.0	0.0
					해역배출	0.0	0.0	0.0	0.0	0.0	0.0	0.0	0.0	0.0	0.0	0.0	0.0	0.0	0.0	0.0	0.0
		농공단지	동이농공단지	발 생 량		0.5	0.0	0.0	0.0	0.0	0.0	0.0	0.0	0.0	0.0	0.5	0.0	0.0	0.0	0.0	0.0
				처리방법	매 립	0.0															
					소 각	0.0															
					재 활 용	0.5										0.5					
					해역배출	0.0															
		농공단지	옥천농공단지	발 생 량		0.2	0.0	0.0	0.0	0.0	0.0	0.0	0.0	0.0	0.0	0.2	0.0	0.0	0.0	0.0	0.0
				처리방법	매 립	0.0															
					소 각	0.0															
					재 활 용	0.2										0.2					
					해역배출	0.0															
		농공단지	청산농공단지	발 생 량		1.5	1.5	0.0	0.0	0.0	0.0	0.0	0.0	0.0	0.0	0.0	0.0	0.0	0.0	0.0	0.0
				처리방법	매 립	0.0															
					소 각	0.0															
					재 활 용	1.5	1.5														
					해역배출	0.0															
		농공단지	이원농공단지	발 생 량		0.0	0.0	0.0	0.0	0.0	0.0	0.0	0.0	0.0	0.0	0.0	0.0	0.0	0.0	0.0	0.0
				처리방법	매 립	0.0															
					소 각	0.0															
					재 활 용	0.0															
					해역배출	0.0															
	증평군	소계		발 생 량		5.4	0.0	0.0	0.0	0.2	0.0	1.7	0.0	0.0	0.0	0.0	3.4	0.1	0.0	0.0	0.0
				처리방법	매 립	3.5	0.0	0.0	0.0	0.0	0.0	0.0	0.0	0.0	0.0	0.0	3.4	0.1	0.0	0.0	0.0
					소 각	1.7	0.0	0.0	0.0	0.0	0.0	1.7	0.0	0.0	0.0	0.0	0.0	0.0	0.0	0.0	0.0
					재 활 용	0.2	0.0	0.0	0.0	0.2	0.0	0.0	0.0	0.0	0.0	0.0	0.0	0.0	0.0	0.0	0.0
					해역배출	0.0	0.0	0.0	0.0	0.0	0.0	0.0	0.0	0.0	0.0	0.0	0.0	0.0	0.0	0.0	0.0
		농공단지	도안농공단지	발 생 량		1.8	0.0	0.0	0.0	0.0	0.0	1.7	0.0	0.0	0.0	0.0	0.0	0.1	0.0	0.0	0.0
				처리방법	매 립	0.1												0.1			
					소 각	1.7						1.7									
					재 활 용	0.0									0.0						
					해역배출	0.0															

(단위:톤/일)

구분		산업단지구분		발생량 및 처리현황		총계	가 연 성													
							소계	폐지류	폐목재류	폐합성고분자화합물				유기성오니류				동식물성 폐잔재물	폐식용유	기타
시도	시군구	단지유형	산업단지명							폐섬유류	폐합성 수지	폐합성 고무	폐피혁	폐수처리오니	공정오니	정수처리오니	하수처리오니			
충북	증평군	농공단지	증평농공단지	발 생 량		6.8	6.6	0.0	1.0	0.0	5.5	0.0	0.0	0.0	0.0	0.0	0.0	0.0	0.0	0.1
				처리방법	매 립	0.0	0.0													
					소 각	2.5	2.5				2.5									
					재 활 용	4.3	4.1		1.0		3.0									0.1
					해역배출	0.0	0.0													
		산업단지	산업단지	발 생 량		5.8	2.4	0.0	0.2	0.0	2.2	0.0	0.0	0.0	0.0	0.0	0.0	0.0	0.0	0.0
				처리방법	매 립	3.4	0.0													
					소 각	0.1	0.1				0.1									
					재 활 용	2.3	2.3		0.2		2.1									
					해역배출	0.0	0.0													
	괴산군	소계		발 생 량		1.0	0.6	0.0	0.0	0.0	0.1	0.4	0.0	0.1	0.0	0.0	0.0	0.0	0.0	0.0
				처리방법	매 립	0.0	0.0	0.0	0.0	0.0	0.0	0.0	0.0	0.0	0.0	0.0	0.0	0.0	0.0	0.0
					소 각	0.0	0.0	0.0	0.0	0.0	0.0	0.0	0.0	0.0	0.0	0.0	0.0	0.0	0.0	0.0
					재 활 용	1.0	0.6	0.0	0.0	0.0	0.1	0.4	0.0	0.1	0.0	0.0	0.0	0.0	0.0	0.0
					해역배출	0.0	0.0	0.0	0.0	0.0	0.0	0.0	0.0	0.0	0.0	0.0	0.0	0.0	0.0	0.0
		농공단지	괴산농공단지	발 생 량		0.5	0.5	0.0	0.0	0.0	0.1	0.4	0.0	0.0	0.0	0.0	0.0	0.0	0.0	0.0
				처리방법	매 립	0.0	0.0													
					소 각	0.0	0.0													
					재 활 용	0.5	0.5				0.1	0.4								
					해역배출	0.0	0.0													
		농공단지	사리농공단지	발 생 량		0.5	0.1	0.0	0.0	0.0	0.0	0.0	0.0	0.1	0.0	0.0	0.0	0.0	0.0	0.0
				처리방법	매 립	0.0	0.0													
					소 각	0.0	0.0													
					재 활 용	0.5	0.1							0.1						
					해역배출	0.0	0.0													
	음성군	소계		발 생 량		39.7	34.6	0.0	27.7	0.0	1.5	0.7	0.0	3.4	0.0	0.0	0.0	1.3	0.0	0.0
				처리방법	매 립	6.0	0.9	0.0	0.0	0.0	0.0	0.0	0.0	0.9	0.0	0.0	0.0	0.0	0.0	0.0
					소 각	0.1	0.1	0.0	0.0	0.0	0.1	0.0	0.0	0.0	0.0	0.0	0.0	0.0	0.0	0.0
					재 활 용	33.6	33.6	0.0	27.7	0.0	1.4	0.7	0.0	2.5	0.0	0.0	0.0	1.3	0.0	0.0
					해역배출	0.0	0.0	0.0	0.0	0.0	0.0	0.0	0.0	0.0	0.0	0.0	0.0	0.0	0.0	0.0
		일반	맹동,하이텍, 대소,대풍,금왕	발 생 량		39.7	34.6	0.0	27.7	0.0	1.5	0.7	0.0	3.4	0.0	0.0	0.0	1.3	0.0	0.0
				처리방법	매 립	6.0	0.9							0.9						
					소 각	0.1	0.1				0.1									
					재 활 용	33.6	33.6		27.7		1.4	0.7		2.5				1.3		
					해역배출	0.0	0.0													
	단양군	소계		발 생 량		976.0	579.9	0.0	0.0	0.0	1.1	0.0	0.0	1.8	0.0	0.0	0.0	0.0	0.0	577.0
				처리방법	매 립	0.2	0.0	0.0	0.0	0.0	0.0	0.0	0.0	0.0	0.0	0.0	0.0	0.0	0.0	0.0
					소 각	0.0	0.0	0.0	0.0	0.0	0.0	0.0	0.0	0.0	0.0	0.0	0.0	0.0	0.0	0.0
					재 활 용	975.8	579.9	0.0	0.0	0.0	1.1	0.0	0.0	1.8	0.0	0.0	0.0	0.0	0.0	577.0
					해역배출	0.0	0.0	0.0	0.0	0.0	0.0	0.0	0.0	0.0	0.0	0.0	0.0	0.0	0.0	0.0
		농공단지	대강 농공단지	발 생 량		2.1	2.1	0.0	0.0	0.0	0.3	0.0	0.0	1.8	0.0	0.0	0.0	0.0	0.0	0.0
				처리방법	매 립	0.0	0.0													
					소 각	0.0	0.0													
					재 활 용	2.1	2.1				0.3			1.8						
					해역배출	0.0	0.0													
		농공단지	매포친환경 농공단지	발 생 량		973.0	577.1	0.0	0.0	0.0	0.1	0.0	0.0	0.0	0.0	0.0	0.0	0.0	0.0	577.0
				처리방법	매 립	0.0	0.0													
					소 각	0.0	0.0													
					재 활 용	973.0	577.1				0.1									577.0
					해역배출	0.0	0.0													

(단위:톤/일)

구분		산업단지구분		발생량 및 처리현황		불 연 성															
시도	시군구	단지유형	산업단지명			소계	광재류	연소재	소각재	분진류	폐주물사 모래류	폐금속류	폐석회 석고류	폐촉매	폐흡착재 폐흡수재	유리· 도자기편류	무기성오니류				기타
																	폐수처리 오니	공정오니	정수처리 오니	하수처리 오니	
충북	증평군	농공단지	증평농공단지	발 생 량		0.2	0.0	0.0	0.0	0.2	0.0	0.0	0.0	0.0	0.0	0.0	0.0	0.0	0.0	0.0	0.0
				처리방법	매 립	0.0															
					소 각	0.0															
					재 활 용	0.2				0.2											
					해역배출	0.0															
		산업단지	산업단지	발 생 량		3.4	0.0	0.0	0.0	0.0	0.0	0.0	0.0	0.0	0.0	0.0	3.4	0.0	0.0	0.0	0.0
				처리방법	매 립	3.4											3.4				
					소 각	0.0															
					재 활 용	0.0									0.0						
					해역배출	0.0															
	괴산군	소계		발 생 량		0.4	0.0	0.0	0.0	0.0	0.0	0.0	0.0	0.0	0.0	0.0	0.0	0.0	0.0	0.0	0.4
				처리방법	매 립	0.0	0.0	0.0	0.0	0.0	0.0	0.0	0.0	0.0	0.0	0.0	0.0	0.0	0.0	0.0	0.0
					소 각	0.0	0.0	0.0	0.0	0.0	0.0	0.0	0.0	0.0	0.0	0.0	0.0	0.0	0.0	0.0	0.0
					재 활 용	0.4	0.0	0.0	0.0	0.0	0.0	0.0	0.0	0.0	0.0	0.0	0.0	0.0	0.0	0.0	0.4
					해역배출	0.0	0.0	0.0	0.0	0.0	0.0	0.0	0.0	0.0	0.0	0.0	0.0	0.0	0.0	0.0	0.0
		농공단지	괴산농공단지	발 생 량		0.0	0.0	0.0	0.0	0.0	0.0	0.0	0.0	0.0	0.0	0.0	0.0	0.0	0.0	0.0	0.0
				처리방법	매 립	0.0															
					소 각	0.0															
					재 활 용	0.0															
					해역배출	0.0															
		농공단지	사리농공단지	발 생 량		0.4	0.0	0.0	0.0	0.0	0.0	0.0	0.0	0.0	0.0	0.0	0.0	0.0	0.0	0.0	0.4
				처리방법	매 립	0.0															
					소 각	0.0															
					재 활 용	0.4															0.4
					해역배출	0.0															
	음성군	소계		발 생 량		5.1	0.0	0.0	0.0	0.2	2.7	0.0	0.0	0.0	0.0	0.0	2.0	0.0	0.0	0.0	0.2
				처리방법	매 립	5.1	0.0	0.0	0.0	0.2	2.7	0.0	0.0	0.0	0.0	0.0	2.0	0.0	0.0	0.0	0.2
					소 각	0.0	0.0	0.0	0.0	0.0	0.0	0.0	0.0	0.0	0.0	0.0	0.0	0.0	0.0	0.0	0.0
					재 활 용	0.0	0.0	0.0	0.0	0.0	0.0	0.0	0.0	0.0	0.0	0.0	0.0	0.0	0.0	0.0	0.0
					해역배출	0.0	0.0	0.0	0.0	0.0	0.0	0.0	0.0	0.0	0.0	0.0	0.0	0.0	0.0	0.0	0.0
		일반	맹동,하이텍, 대소,대풍,금왕	발 생 량		5.1	0.0	0.0	0.0	0.2	2.7	0.0	0.0	0.0	0.0	0.0	2.0	0.0	0.0	0.0	0.2
				처리방법	매 립	5.1				0.2	2.7						2.0				0.2
					소 각	0.0															
					재 활 용	0.0															
					해역배출	0.0															
	단양군	소계		발 생 량		396.1	395.4	0.0	0.0	0.7	0.0	0.0	0.0	0.0	0.0	0.0	0.0	0.0	0.0	0.0	0.0
				처리방법	매 립	0.2	0.0	0.0	0.0	0.2	0.0	0.0	0.0	0.0	0.0	0.0	0.0	0.0	0.0	0.0	0.0
					소 각	0.0	0.0	0.0	0.0	0.0	0.0	0.0	0.0	0.0	0.0	0.0	0.0	0.0	0.0	0.0	0.0
					재 활 용	395.9	395.4	0.0	0.0	0.5	0.0	0.0	0.0	0.0	0.0	0.0	0.0	0.0	0.0	0.0	0.0
					해역배출	0.0	0.0	0.0	0.0	0.0	0.0	0.0	0.0	0.0	0.0	0.0	0.0	0.0	0.0	0.0	0.0
		농공단지	대강 농공단지	발 생 량		0.0	0.0	0.0	0.0	0.0	0.0	0.0	0.0	0.0	0.0	0.0	0.0	0.0	0.0	0.0	0.0
				처리방법	매 립	0.0															
					소 각	0.0															
					재활용	0.0															
					해역배출	0.0															
		농공단지	매포친환경 농공단지	발 생 량		395.9	395.4	0.0	0.0	0.5	0.0	0.0	0.0	0.0	0.0	0.0	0.0	0.0	0.0	0.0	0.0
				처리방법	매 립	0.0															
					소 각	0.0															
					재활용	395.9	395.4			0.5											
					해역배출	0.0															

(단위:톤/일)

구분		산업단지구분		발생량 및 처리현황		총계	가 연 성													
시도	시군구	단지유형	산업단지명				소계	폐지류	폐목재류	폐합성고분자화합물				유기성오니류				동식물성 폐잔재물	폐식용유	기타
										폐섬유류	폐합성 수지	폐합성 고무	폐피혁	폐수처리오니	공정오니	정수처리오니	하수처리오니			
충북	단양군	농공단지	적성 농공단지	발생량		0.9	0.7	0.0	0.0	0.0	0.7	0.0	0.0	0.0	0.0	0.0	0.0	0.0	0.0	0.0
				처리방법	매 립	0.2	0.0													
					소 각	0.0	0.0													
					재 활 용	0.7	0.7				0.7									
					해역배출	0.0	0.0													
충남	소계			발생량		20,846.0	715.7	0.0	26.7	7.9	311.1	28.4	0.0	306.7	1.8	0.0	0.0	18.7	2.2	12.2
				처리방법	매 립	1,551.4	6.8	0.0	0.0	0.5	3.3	0.0	0.0	3.0	0.0	0.0	0.0	0.0	0.0	0.0
					소 각	216.8	215.2	0.0	0.8	0.3	204.5	6.7	0.0	0.8	0.2	0.0	0.0	0.9	0.0	1.0
					재 활 용	19,074.2	491.7	0.0	25.9	7.1	103.3	21.7	0.0	300.9	1.6	0.0	0.0	17.8	2.2	11.2
					해역배출	3.6	2.0	0.0	0.0	0.0	0.0	0.0	0.0	2.0	0.0	0.0	0.0	0.0	0.0	0.0
	천안시	소계		발생량		56.0	39.7	0.0	0.0	0.0	26.5	0.0	0.0	6.2	0.0	0.0	0.0	6.3	0.7	0.0
				처리방법	매 립	0.7	0.0	0.0	0.0	0.0	0.0	0.0	0.0	0.0	0.0	0.0	0.0	0.0	0.0	0.0
					소 각	11.2	11.2	0.0	0.0	0.0	11.2	0.0	0.0	0.0	0.0	0.0	0.0	0.0	0.0	0.0
					재 활 용	42.1	26.5	0.0	0.0	0.0	15.3	0.0	0.0	4.2	0.0	0.0	0.0	6.3	0.7	0.0
					해역배출	2.0	2.0	0.0	0.0	0.0	0.0	0.0	0.0	2.0	0.0	0.0	0.0	0.0	0.0	0.0
		일반산업단지	천흥 일반산업단지	발생량		3.5	2.8	0.0	0.0	0.0	2.8	0.0	0.0	0.0	0.0	0.0	0.0	0.0	0.0	0.0
				처리방법	매 립	0.7	0.0													
					소 각	1.2	1.2				1.2									
					재 활 용	1.6	1.6				1.6									
					해역배출	0.0	0.0													
		일반산업단지	제2일반 산업단지	발생량		38.3	22.7	0.0	0.0	0.0	9.5	0.0	0.0	6.2	0.0	0.0	0.0	6.3	0.7	0.0
				처리방법	매 립	0.0	0.0													
					소 각	5.1	5.1				5.1									
					재 활 용	31.2	15.6				4.4			4.2				6.3	0.7	
					해역배출	2.0	2.0							2.0						
		일반산업단지	제3일반 산업단지	발생량		8.2	8.2	0.0	0.0	0.0	8.2	0.0	0.0	0.0	0.0	0.0	0.0	0.0	0.0	0.0
				처리방법	매 립	0.0	0.0													
					소 각	0.7	0.7				0.7									
					재 활 용	7.5	7.5				7.5									
					해역배출	0.0	0.0													
		일반산업단지	제4일반 산업단지	발생량		0.9	0.9	0.0	0.0	0.0	0.9	0.0	0.0	0.0	0.0	0.0	0.0	0.0	0.0	0.0
				처리방법	매 립	0.0	0.0													
					소 각	0.5	0.5				0.5									
					재 활 용	0.4	0.4				0.4									
					해역배출	0.0	0.0													
		일반산업단지	제5일반 산업단지	발생량		0.2	0.2	0.0	0.0	0.0	0.2	0.0	0.0	0.0	0.0	0.0	0.0	0.0	0.0	0.0
				처리방법	매 립	0.0	0.0													
					소 각	0.1	0.1				0.1									
					재 활 용	0.1	0.1				0.1									
					해역배출	0.0	0.0													
		농공단지	백석 농공단지	발생량		4.1	4.1	0.0	0.0	0.0	4.1	0.0	0.0	0.0	0.0	0.0	0.0	0.0	0.0	0.0
				처리방법	매 립	0.0	0.0													
					소 각	2.9	2.9				2.9									
					재 활 용	1.2	1.2				1.2									
					해역배출	0.0	0.0													
		농공단지	직산 농공단지	발생량		0.4	0.4	0.0	0.0	0.0	0.4	0.0	0.0	0.0	0.0	0.0	0.0	0.0	0.0	0.0
				처리방법	매 립	0.0	0.0													
					소 각	0.4	0.4				0.4									
					재 활 용	0.0	0.0													
					해역배출	0.0	0.0													

(단위:톤/일)

구분		산업단지구분		발생량 및 처리현황	불 연 성															
시도	시군구	단지유형	산업단지명		소계	광재류	연소재	소각재	분진류	폐주물사 모래류	폐금속류	폐석회 석고류	폐촉매	폐흡착재 폐흡수재	유리· 도자기편류	무기성오니류				기타
																폐수처리 오니	공정오니	정수처리 오니	하수처리 오니	
충북	단양군	농공단지	적성 농공단지	발 생 량	0.2	0.0	0.0	0.0	0.2	0.0	0.0	0.0	0.0	0.0	0.0	0.0	0.0	0.0	0.0	0.0
				처리방법 매 립	0.2				0.2											
				처리방법 소 각	0.0															
				처리방법 재활용	0.0															
				처리방법 해역배출	0.0															
충남	소계			발 생 량	20,130.3	34.2	3,746.6	22.3	217.7	35.0	13,959.5	4.2	17.4	12.1	189.1	1,466.4	68.0	1.6	0.0	356.2
				처리방법 매 립	1,544.6	2.1	1,302.3	22.3	17.3	5.8	0.0	1.7	0.3	1.5	1.6	57.6	15.8	0.0	0.0	116.3
				처리방법 소 각	1.6	0.0	0.0	0.0	0.0	0.0	0.0	0.0	0.0	0.0	1.0	0.6	0.0	0.0	0.0	0.0
				처리방법 재 활 용	18,582.5	32.1	2,444.3	0.0	200.4	29.2	13,959.5	2.5	17.1	10.6	186.5	1,406.6	52.2	1.6	0.0	239.9
				처리방법 해역배출	1.6	0.0	0.0	0.0	0.0	0.0	0.0	0.0	0.0	0.0	0.0	1.6	0.0	0.0	0.0	0.0
	천안시	소계		발 생 량	16.3	0.3	0.0	0.0	0.0	0.0	0.0	0.0	0.0	0.0	15.6	0.4	0.0	0.0	0.0	0.0
				처리방법 매 립	0.7	0.3	0.0	0.0	0.0	0.0	0.0	0.0	0.0	0.0	0.0	0.4	0.0	0.0	0.0	0.0
				처리방법 소 각	0.0	0.0	0.0	0.0	0.0	0.0	0.0	0.0	0.0	0.0	0.0	0.0	0.0	0.0	0.0	0.0
				처리방법 재 활 용	15.6	0.0	0.0	0.0	0.0	0.0	0.0	0.0	0.0	0.0	15.6	0.0	0.0	0.0	0.0	0.0
				처리방법 해역배출	0.0	0.0	0.0	0.0	0.0	0.0	0.0	0.0	0.0	0.0	0.0	0.0	0.0	0.0	0.0	0.0
		일반산업단지	천흥 일반산업단지	발 생 량	0.7	0.3	0.0	0.0	0.0	0.0	0.0	0.0	0.0	0.0	0.0	0.4	0.0	0.0	0.0	0.0
				처리방법 매 립	0.7	0.3										0.4				
				처리방법 소 각	0.0															
				처리방법 재 활 용	0.0															
				처리방법 해역배출	0.0															
		일반산업단지	제2일반 산업단지	발 생 량	15.6	0.0	0.0	0.0	0.0	0.0	0.0	0.0	0.0	0.0	15.6	0.0	0.0	0.0	0.0	0.0
				처리방법 매 립	0.0															
				처리방법 소 각	0.0															
				처리방법 재 활 용	15.6										15.6					
				처리방법 해역배출	0.0															
		일반산업단지	제3일반 산업단지	발 생 량	0.0	0.0	0.0	0.0	0.0	0.0	0.0	0.0	0.0	0.0	0.0	0.0	0.0	0.0	0.0	0.0
				처리방법 매 립	0.0															
				처리방법 소 각	0.0															
				처리방법 재 활 용	0.0															
				처리방법 해역배출	0.0															
		일반산업단지	제4일반 산업단지	발 생 량	0.0	0.0	0.0	0.0	0.0	0.0	0.0	0.0	0.0	0.0	0.0	0.0	0.0	0.0	0.0	0.0
				처리방법 매 립	0.0															
				처리방법 소 각	0.0															
				처리방법 재 활 용	0.0															
				처리방법 해역배출	0.0															
		일반산업단지	제5일반 산업단지	발 생 량	0.0	0.0	0.0	0.0	0.0	0.0	0.0	0.0	0.0	0.0	0.0	0.0	0.0	0.0	0.0	0.0
				처리방법 매 립	0.0															
				처리방법 소 각	0.0															
				처리방법 재 활 용	0.0															
				처리방법 해역배출	0.0															
		농공단지	백석 농공단지	발 생 량	0.0	0.0	0.0	0.0	0.0	0.0	0.0	0.0	0.0	0.0	0.0	0.0	0.0	0.0	0.0	0.0
				처리방법 매 립	0.0															
				처리방법 소 각	0.0															
				처리방법 재 활 용	0.0															
				처리방법 해역배출	0.0															
		농공단지	직산 농공단지	발 생 량	0.0	0.0	0.0	0.0	0.0	0.0	0.0	0.0	0.0	0.0	0.0	0.0	0.0	0.0	0.0	0.0
				처리방법 매 립	0.0															
				처리방법 소 각	0.0															
				처리방법 재 활 용	0.0															
				처리방법 해역배출	0.0															

(단위:톤/일)

구분		산업단지구분		발생량 및 처리현황		총계	가 연 성													
시도	시군구	단지유형	산업단지명				소계	폐지류	폐목재류	폐합성고분자화합물				유기성오니류				동식물성 폐잔재물	폐식용유	기타
										폐섬유류	폐합성 수지	폐합성 고무	폐피혁	폐수처리오니	공정오니	정수처리오니	하수처리오니			
충남	천안시	외국인 투자기업 전용산업단지	천안 외국인투자지역	발 생 량		0.4	0.4	0.0	0.0	0.0	0.4	0.0	0.0	0.0	0.0	0.0	0.0	0.0	0.0	0.0
				처리방법	매 립	0.0	0.0													
					소 각	0.3	0.3				0.3									
					재 활 용	0.1	0.1				0.1									
					해역배출	0.0	0.0													
	공주시	소계		발 생 량		28.3	15.9	0.0	0.0	0.9	2.7	0.0	0.0	6.7	0.0	0.0	0.0	0.0	0.0	5.6
				처리방법	매 립	1.2	0.0	0.0	0.0	0.0	0.0	0.0	0.0	0.0	0.0	0.0	0.0	0.0	0.0	0.0
					소 각	0.0	0.0	0.0	0.0	0.0	0.0	0.0	0.0	0.0	0.0	0.0	0.0	0.0	0.0	0.0
					재 활 용	27.1	15.9	0.0	0.0	0.9	2.7	0.0	0.0	6.7	0.0	0.0	0.0	0.0	0.0	5.6
					해역배출	0.0	0.0	0.0	0.0	0.0	0.0	0.0	0.0	0.0	0.0	0.0	0.0	0.0	0.0	0.0
		농공단지	정안농공단지	발 생 량		13.0	12.0	0.0	0.0	0.5	2.5	0.0	0.0	6.2	0.0	0.0	0.0	0.0	0.0	2.8
				처리방법	매 립	1.0	0.0													
					소 각	0.0	0.0													
					재 활 용	12.0	12.0			0.5	2.5			6.2						2.8
					해역배출	0.0	0.0													
		농공단지	검상농공단지	발 생 량		15.3	3.9	0.0	0.0	0.4	0.2	0.0	0.0	0.5	0.0	0.0	0.0	0.0	0.0	2.8
				처리방법	매 립	0.2	0.0													
					소 각	0.0	0.0													
					재 활 용	15.1	3.9			0.4	0.2			0.5						2.8
					해역배출	0.0	0.0													
	보령시	소계		발 생 량		3,752.8	6.2	0.0	1.4	0.0	2.2	1.1	0.0	0.6	0.0	0.0	0.0	0.0	0.0	0.9
				처리방법	매 립	1,305.6	0.0	0.0	0.0	0.0	0.0	0.0	0.0	0.0	0.0	0.0	0.0	0.0	0.0	0.0
					소 각	4.1	3.7	0.0	0.1	0.0	2.2	0.0	0.0	0.6	0.0	0.0	0.0	0.0	0.0	0.8
					재 활 용	2,443.1	2.5	0.0	1.3	0.0	0.0	1.1	0.0	0.0	0.0	0.0	0.0	0.0	0.0	0.1
					해역배출	0.0	0.0	0.0	0.0	0.0	0.0	0.0	0.0	0.0	0.0	0.0	0.0	0.0	0.0	0.0
		국가산업	고정국가 산업단지	발 생 량		3,746.6	2.1	0.0	0.2	0.0	1.1	0.0	0.0	0.0	0.0	0.0	0.0	0.0	0.0	0.8
				처리방법	매 립	1,304.5	0.0													
					소 각	2.0	2.0		0.1		1.1									0.8
					재 활 용	2,440.1	0.1		0.1		0.0									
					해역배출	0.0	0.0													
		일반산업	관창일반 산업단지	발 생 량		4.7	3.8	0.0	1.2	0.0	0.9	1.1	0.0	0.6	0.0	0.0	0.0	0.0	0.0	0.0
				처리방법	매 립	0.1	0.0													
					소 각	1.9	1.5				0.9			0.6						
					재 활 용	2.7	2.3		1.2			1.1								
					해역배출	0.0	0.0													
		농공단지	웅천석재 농공단지	발 생 량		0.7	0.0	0.0	0.0	0.0	0.0	0.0	0.0	0.0	0.0	0.0	0.0	0.0	0.0	0.0
				처리방법	매 립	0.7	0.0													
					소 각	0.0	0.0													
					재 활 용	0.0	0.0													
					해역배출	0.0	0.0													
		농공단지	주산 농공단지	발 생 량		0.3	0.1	0.0	0.0	0.0	0.0	0.0	0.0	0.0	0.0	0.0	0.0	0.0	0.0	0.1
				처리방법	매 립	0.2	0.0													
					소 각	0.0	0.0													0.0
					재 활 용	0.1	0.1													0.1
					해역배출	0.0	0.0													
		농공단지	주포 농공단지	발 생 량		0.2	0.2	0.0	0.0	0.0	0.2	0.0	0.0	0.0	0.0	0.0	0.0	0.0	0.0	0.0
				처리방법	매 립	0.0	0.0													
					소 각	0.2	0.2				0.2									
					재 활 용	0.0	0.0													
					해역배출	0.0	0.0													

(단위:톤/일)

구분		산업단지구분		발생량 및 처리현황	불 연 성															
시도	시군구	단지유형	산업단지명		소계	광재류	연소재	소각재	분진류	폐주물사 모래류	폐금속류	폐석회 석고류	폐촉매	폐흡착재 폐흡수재	유리· 도자기편류	무기성오니류				기타
																폐수처리 오니	공정오니	정수처리 오니	하수처리 오니	
충남	천안시	외국인 투자기업 전용산업단지	천안 외국인투자지역	발 생 량	0.0	0.0	0.0	0.0	0.0	0.0	0.0	0.0	0.0	0.0	0.0	0.0	0.0	0.0	0.0	0.0
				처리방법 매 립	0.0															
				처리방법 소 각	0.0															
				처리방법 재 활 용	0.0															
				처리방법 해역배출	0.0															
	공주시	소계		발 생 량	12.4	0.0	4.3	0.0	0.9	6.9	0.0	0.0	0.0	0.0	0.0	0.0	0.3	0.0	0.0	0.0
				처리방법 매 립	1.2	0.0	0.0	0.0	0.9	0.0	0.0	0.0	0.0	0.0	0.0	0.0	0.3	0.0	0.0	0.0
				처리방법 소 각	0.0	0.0	0.0	0.0	0.0	0.0	0.0	0.0	0.0	0.0	0.0	0.0	0.0	0.0	0.0	0.0
				처리방법 재 활 용	11.2	0.0	4.3	0.0	0.0	6.9	0.0	0.0	0.0	0.0	0.0	0.0	0.0	0.0	0.0	0.0
				처리방법 해역배출	0.0	0.0	0.0	0.0	0.0	0.0	0.0	0.0	0.0	0.0	0.0	0.0	0.0	0.0	0.0	0.0
		농공단지	정안농공단지	발 생 량	1.0	0.0	0.0	0.0	0.8	0.0	0.0	0.0	0.0	0.0	0.0	0.0	0.2	0.0	0.0	0.0
				처리방법 매 립	1.0				0.8								0.2			
				처리방법 소 각	0.0															
				처리방법 재 활 용	0.0															
				처리방법 해역배출	0.0															
		농공단지	검상농공단지	발 생 량	11.4	0.0	4.3	0.0	0.1	6.9	0.0	0.0	0.0	0.0	0.0	0.0	0.1	0.0	0.0	0.0
				처리방법 매 립	0.2				0.1								0.1			
				처리방법 소 각	0.0															
				처리방법 재 활 용	11.2		4.3			6.9										
				처리방법 해역배출	0.0															
	보령시	소계		발 생 량	3,746.6	0.4	3,742.3	0.0	0.4	0.0	0.0	0.0	0.0	0.3	0.4	2.5	0.0	0.0	0.0	0.3
				처리방법 매 립	1,305.6	0.2	1,302.3	0.0	0.2	0.0	0.0	0.0	0.0	0.1	0.4	2.1	0.0	0.0	0.0	0.3
				처리방법 소 각	0.4	0.0	0.0	0.0	0.0	0.0	0.0	0.0	0.0	0.0	0.0	0.4	0.0	0.0	0.0	0.0
				처리방법 재 활 용	2,440.6	0.2	2,440.0	0.0	0.2	0.0	0.0	0.0	0.0	0.2	0.0	0.0	0.0	0.0	0.0	0.0
				처리방법 해역배출	0.0	0.0	0.0	0.0	0.0	0.0	0.0	0.0	0.0	0.0	0.0	0.0	0.0	0.0	0.0	0.0
		국가산업	고정국가 산업단지	발 생 량	3,744.5	0.0	3,742.3	0.0	0.0	0.0	0.0	0.0	0.0	0.1	0.4	1.4	0.0	0.0	0.0	0.3
				처리방법 매 립	1,304.5		1,302.3							0.1	0.4	1.4				0.3
				처리방법 소 각	0.0															
				처리방법 재 활 용	2,440.0		2,440.0													
				처리방법 해역배출	0.0															
		일반산업	관창일반 산업단지	발 생 량	0.9	0.0	0.0	0.0	0.3	0.0	0.0	0.0	0.0	0.2	0.0	0.4	0.0	0.0	0.0	0.0
				처리방법 매 립	0.1				0.1											
				처리방법 소 각	0.4											0.4				
				처리방법 재 활 용	0.4				0.2					0.2						
				처리방법 해역배출	0.0															
		농공단지	웅천석재 농공단지	발 생 량	0.7	0.0	0.0	0.0	0.0	0.0	0.0	0.0	0.0	0.0	0.0	0.7	0.0	0.0	0.0	0.0
				처리방법 매 립	0.7											0.7				
				처리방법 소 각	0.0															
				처리방법 재 활 용	0.0															
				처리방법 해역배출	0.0															
		농공단지	주산 농공단지	발 생 량	0.2	0.1	0.0	0.0	0.1	0.0	0.0	0.0	0.0	0.0	0.0	0.0	0.0	0.0	0.0	0.0
				처리방법 매 립	0.2	0.1			0.1											
				처리방법 소 각	0.0															
				처리방법 재 활 용	0.0									0.0						
				처리방법 해역배출	0.0															
		농공단지	주포 농공단지	발 생 량	0.0	0.0	0.0	0.0	0.0	0.0	0.0	0.0	0.0	0.0	0.0	0.0	0.0	0.0	0.0	0.0
				처리방법 매 립	0.0			0.0												
				처리방법 소 각	0.0															
				처리방법 재 활 용	0.0															
				처리방법 해역배출	0.0															

(단위:톤/일)

구분		산업단지구분		발생량 및 처리현황		총계	가 연 성													
시도	시군구	단지유형	산업단지명				소계	폐지류	폐목재류	폐합성고분자화합물				유기성오니류				동식물성 폐잔재물	폐식용유	기타
										폐섬유류	폐합성 수지	폐합성 고무	폐피혁	폐수처리오니	공정오니	정수처리오니	하수처리오니			
충남	보령시	농공단지	주포 제2농공단지	발 생 량		0.3	0.0	0.0	0.0	0.0	0.0	0.0	0.0	0.0	0.0	0.0	0.0	0.0	0.0	0.0
				처리방법	매 립	0.1	0.0													
					소 각	0.0	0.0													
					재 활 용	0.2	0.0													
					해역배출	0.0	0.0													
	아산시	소계		발 생 량		830.6	399.0	0.0	5.4	0.0	79.7	17.3	0.0	286.4	0.0	0.0	0.0	6.2	0.1	3.9
				처리방법	매 립	4.6	0.0	0.0	0.0	0.0	0.0	0.0	0.0	0.0	0.0	0.0	0.0	0.0	0.0	0.0
					소 각	16.2	16.2	0.0	0.1	0.0	15.5	0.0	0.0	0.2	0.0	0.0	0.0	0.2	0.0	0.2
					재 활 용	809.8	382.8	0.0	5.3	0.0	64.2	17.3	0.0	286.2	0.0	0.0	0.0	6.0	0.1	3.7
					해역배출	0.0	0.0	0.0	0.0	0.0	0.0	0.0	0.0	0.0	0.0	0.0	0.0	0.0	0.0	0.0
		일반	인주	발 생 량		31.3	21.2	0.0	0.0	0.0	3.9	17.3	0.0	0.0	0.0	0.0	0.0	0.0	0.0	0.0
				처리방법	매 립	1.3	0.0													
					소 각	0.7	0.7				0.7									
					재 활 용	29.3	20.5				3.2	17.3								
					해역배출	0.0	0.0													
		일반	탕정 디스플레이시티1	발 생 량		777.6	366.4	0.0	5.2	0.0	68.6	0.0	0.0	285.9	0.0	0.0	0.0	2.9	0.1	3.7
				처리방법	매 립	0.0	0.0													
					소 각	10.9	10.9				10.9									
					재 활 용	766.7	355.5		5.2		57.7			285.9				2.9	0.1	3.7
					해역배출	0.0	0.0													
		일반	테크노밸리	발 생 량		0.9	0.6	0.0	0.1	0.0	0.5	0.0	0.0	0.0	0.0	0.0	0.0	0.0	0.0	0.0
				처리방법	매 립	0.3	0.0													
					소 각	0.3	0.3				0.3									
					재 활 용	0.3	0.3		0.1		0.2									
					해역배출	0.0	0.0													
		외국인투자기업 전용산업단지	인주 외국인투자지역	발 생 량		4.9	2.5	0.0	0.0	0.0	2.5	0.0	0.0	0.0	0.0	0.0	0.0	0.0	0.0	0.0
				처리방법	매 립	2.3	0.0													
					소 각	2.3	2.3				2.3									
					재 활 용	0.3	0.2				0.2									
					해역배출	0.0	0.0													
		농공	도고	발 생 량		0.4	0.4	0.0	0.0	0.0	0.4	0.0	0.0	0.0	0.0	0.0	0.0	0.0	0.0	0.0
				처리방법	매 립	0.0	0.0													
					소 각	0.0	0.0													
					재 활 용	0.4	0.4				0.4									
					해역배출	0.0	0.0													
		농공	둔포	발 생 량		0.7	0.7	0.0	0.0	0.0	0.5	0.0	0.0	0.2	0.0	0.0	0.0	0.0	0.0	0.0
				처리방법	매 립	0.0	0.0													
					소 각	0.7	0.7				0.5			0.2						
					재 활 용	0.0	0.0													
					해역배출	0.0	0.0													
		농공	둔포제2	발 생 량		0.2	0.2	0.0	0.1	0.0	0.1	0.0	0.0	0.0	0.0	0.0	0.0	0.0	0.0	0.0
				처리방법	매 립	0.0	0.0													
					소 각	0.2	0.2		0.1		0.1									
					재 활 용	0.0	0.0													
					해역배출	0.0	0.0													
		농공	득산	발 생 량		1.9	1.4	0.0	0.0	0.0	1.4	0.0	0.0	0.0	0.0	0.0	0.0	0.0	0.0	0.0
				처리방법	매 립	0.5	0.0													
					소 각	0.1	0.1				0.1									
					재 활 용	1.3	1.3				1.3									
					해역배출	0.0	0.0													

(단위:톤/일)

구분		산업단지구분		발생량 및 처리현황		불 연 성															
시도	시군구	단지유형	산업단지명			소계	광재류	연소재	소각재	분진류	폐주물사 모래류	폐금속류	폐석회 석고류	폐촉매	폐흡착재 폐흡수재	유리· 도자기편류	무기성오니류				기타
																	폐수처리 오니	공정오니	정수처리 오니	하수처리 오니	
충남	보령시	농공단지	주포 제2농공단지	발 생 량		0.3	0.3	0.0	0.0	0.0	0.0	0.0	0.0	0.0	0.0	0.0	0.0	0.0	0.0	0.0	0.0
				처리방법	매 립	0.1	0.1														
					소 각	0.0															
					재 활 용	0.2	0.2														
					해역배출	0.0															
	아산시	소계		발 생 량		431.6	4.3	0.0	0.0	19.5	4.3	0.0	2.5	0.0	4.7	171.2	224.3	0.8	0.0	0.0	0.0
				처리방법	매 립	4.6	0.0	0.0	0.0	2.7	0.0	0.0	0.0	0.0	0.0	0.3	1.2	0.4	0.0	0.0	0.0
					소 각	0.0	0.0	0.0	0.0	0.0	0.0	0.0	0.0	0.0	0.0	0.0	0.0	0.0	0.0	0.0	0.0
					재 활 용	427.0	4.3	0.0	0.0	16.8	4.3	0.0	2.5	0.0	4.7	170.9	223.1	0.4	0.0	0.0	0.0
					해역배출	0.0	0.0	0.0	0.0	0.0	0.0	0.0	0.0	0.0	0.0	0.0	0.0	0.0	0.0	0.0	0.0
		일반	인주	발 생 량		10.1	4.3	0.0	0.0	1.1	4.3	0.0	0.0	0.0	0.0	0.2	0.2	0.0	0.0	0.0	0.0
				처리방법	매 립	1.3				1.1	0.0						0.2				
					소 각	0.0															
					재 활 용	8.8	4.3				4.3				0.0	0.2					
					해역배출	0.0															
		일반	탕정 디스플레이시티1	발 생 량		411.2	0.0	0.0	0.0	16.8	0.0	0.0	0.0	0.0	4.7	167.8	221.9	0.0	0.0	0.0	0.0
				처리방법	매 립	0.0															
					소 각	0.0															
					재 활 용	411.2				16.8	0.0				4.7	167.8	221.9				
					해역배출	0.0															
		일반	테크노밸리	발 생 량		0.3	0.0	0.0	0.0	0.2	0.0	0.0	0.0	0.0	0.0	0.0	0.1	0.0	0.0	0.0	0.0
				처리방법	매 립	0.3				0.2							0.1				
					소 각	0.0															
					재 활 용	0.0															
					해역배출	0.0															
		외국인투자기업 전용산업단지	인주 외국인투자지역	발 생 량		2.4	0.0	0.0	0.0	1.3	0.0	0.0	0.0	0.0	0.0	0.0	0.8	0.3	0.0	0.0	0.0
				처리방법	매 립	2.3				1.3							0.7	0.3			
					소 각	0.0															
					재 활 용	0.1									0.0		0.1				
					해역배출	0.0															
		농공	도고	발 생 량		0.0	0.0	0.0	0.0	0.0	0.0	0.0	0.0	0.0	0.0	0.0	0.0	0.0	0.0	0.0	0.0
				처리방법	매 립	0.0															
					소 각	0.0															
					재 활 용	0.0															
					해역배출	0.0															
		농공	둔포	발 생 량		0.0	0.0	0.0	0.0	0.0	0.0	0.0	0.0	0.0	0.0	0.0	0.0	0.0	0.0	0.0	0.0
				처리방법	매 립	0.0															
					소 각	0.0															
					재 활 용	0.0															
					해역배출	0.0															
		농공	둔포제2	발 생 량		0.0	0.0	0.0	0.0	0.0	0.0	0.0	0.0	0.0	0.0	0.0	0.0	0.0	0.0	0.0	0.0
				처리방법	매 립	0.0										0.0					
					소 각	0.0															
					재 활 용	0.0															
					해역배출	0.0															
		농공	득산	발 생 량		0.5	0.0	0.0	0.0	0.1	0.0	0.0	0.0	0.0	0.0	0.3	0.0	0.1	0.0	0.0	0.0
				처리방법	매 립	0.5				0.1						0.3	0.0	0.1			
					소 각	0.0															
					재 활 용	0.0															
					해역배출	0.0															

(단위:톤/일)

구분		산업단지구분		발생량 및 처리현황		총계	가연성													
시도	시군구	단지유형	산업단지명				소계	폐지류	폐목재류	폐합성고분자화합물				유기성오니류				동식물성 폐잔재물	폐식용유	기타
										폐섬유류	폐합성 수지	폐합성 고무	폐피혁	폐수처리오니	공정오니	정수처리오니	하수처리오니			
충남	아산시	농공	배미	발생량		0.9	0.7	0.0	0.0	0.0	0.7	0.0	0.0	0.0	0.0	0.0	0.0	0.0	0.0	0.0
				처리방법	매립	0.2	0.0													
					소각	0.0	0.0				0.0									
					재활용	0.7	0.7				0.7									
					해역배출	0.0	0.0													
		농공	신인	발생량		0.0	0.0	0.0	0.0	0.0	0.0	0.0	0.0	0.0	0.0	0.0	0.0	0.0	0.0	0.0
				처리방법	매립	0.0	0.0													
					소각	0.0	0.0				0.0									
					재활용	0.0	0.0													
					해역배출	0.0	0.0													
		농공	신창	발생량		0.6	0.6	0.0	0.0	0.0	0.4	0.0	0.0	0.0	0.0	0.0	0.0	0.0	0.0	0.2
				처리방법	매립	0.0	0.0													
					소각	0.5	0.5				0.3									0.2
					재활용	0.1	0.1				0.1									
					해역배출	0.0	0.0													
		농공	영인	발생량		4.2	4.2	0.0	0.0	0.0	0.6	0.0	0.0	0.3	0.0	0.0	0.0	3.3	0.0	0.0
				처리방법	매립	0.0	0.0													
					소각	0.4	0.4				0.2							0.2		
					재활용	3.8	3.8				0.4			0.3				3.1		
					해역배출	0.0	0.0													
		농공	탕정	발생량		7.0	0.1	0.0	0.0	0.0	0.1	0.0	0.0	0.0	0.0	0.0	0.0	0.0	0.0	0.0
				처리방법	매립	0.0	0.0													
					소각	0.1	0.1				0.1									
					재활용	6.9	0.0													
					해역배출	0.0	0.0													
	서산시	소계		발생량		55.1	10.6	0.0	0.4	0.0	6.5	1.1	0.0	0.7	0.0	0.0	0.0	1.9	0.0	0.0
				처리방법	매립	13.7	0.7	0.0	0.0	0.0	0.0	0.0	0.0	0.7	0.0	0.0	0.0	0.0	0.0	0.0
					소각	5.1	4.1	0.0	0.0	0.0	4.0	0.1	0.0	0.0	0.0	0.0	0.0	0.0	0.0	0.0
					재활용	36.3	5.8	0.0	0.4	0.0	2.5	1.0	0.0	0.0	0.0	0.0	0.0	1.9	0.0	0.0
					해역배출	0.0	0.0	0.0	0.0	0.0	0.0	0.0	0.0	0.0	0.0	0.0	0.0	0.0	0.0	0.0
		농공단지	고북농공단지	발생량		0.1	0.1	0.0	0.0	0.0	0.1	0.0	0.0	0.0	0.0	0.0	0.0	0.0	0.0	0.0
				처리방법	매립	0.0	0.0													
					소각	0.1	0.1				0.1									
					재활용	0.0	0.0				0.0									
					해역배출	0.0	0.0													
		일반산업단지	대산 일반산업단지	발생량		30.2	2.0	0.0	0.0	0.0	1.0	1.0	0.0	0.0	0.0	0.0	0.0	0.0	0.0	0.0
				처리방법	매립	8.3	0.0													
					소각	1.9	0.9				0.9									
					재활용	20.0	1.1		0.0		0.1	1.0								
					해역배출	0.0	0.0													
		일반산업단지	대죽 일반산업단지	발생량		7.4	2.4	0.0	0.4	0.0	1.9	0.1	0.0	0.0	0.0	0.0	0.0	0.0	0.0	0.0
				처리방법	매립	1.5	0.0													
					소각	0.7	0.7				0.6	0.1								
					재활용	5.2	1.7		0.4		1.3									
					해역배출	0.0	0.0													
		일반산업단지	서산오토밸리	발생량		11.3	2.3	0.0	0.0	0.0	2.3	0.0	0.0	0.0	0.0	0.0	0.0	0.0	0.0	0.0
				처리방법	매립	0.9	0.0													
					소각	1.9	1.9				1.9									
					재활용	8.5	0.4				0.4									
					해역배출	0.0	0.0													

(단위:톤/일)

구분		산업단지구분		발생량 및 처리현황		불 연 성															
시도	시군구	단지유형	산업단지명			소계	광재류	연소재	소각재	분진류	폐주물사 모래류	폐금속류	폐석회 석고류	폐촉매	폐흡착재 폐흡수재	유리· 도자기편류	무기성오니류				기타
																	폐수처리 오니	공정오니	정수처리 오니	하수처리 오니	
충남	아산시	농공	배미	발 생 량		0.2	0.0	0.0	0.0	0.0	0.0	0.0	0.0	0.0	0.0	0.0	0.2	0.0	0.0	0.0	0.0
				처리방법	매 립	0.2											0.2				
					소 각	0.0															
					재 활 용	0.0															
					해역배출	0.0															
		농공	신인	발 생 량		0.0	0.0	0.0	0.0	0.0	0.0	0.0	0.0	0.0	0.0	0.0	0.0	0.0	0.0	0.0	0.0
				처리방법	매 립	0.0															
					소 각	0.0															
					재 활 용	0.0															
					해역배출	0.0															
		농공	신창	발 생 량		0.0	0.0	0.0	0.0	0.0	0.0	0.0	0.0	0.0	0.0	0.0	0.0	0.0	0.0	0.0	0.0
				처리방법	매 립	0.0											0.0				
					소 각	0.0															
					재 활 용	0.0															
					해역배출	0.0															
		농공	영인	발 생 량		0.0	0.0	0.0	0.0	0.0	0.0	0.0	0.0	0.0	0.0	0.0	0.0	0.0	0.0	0.0	0.0
				처리방법	매 립	0.0															
					소 각	0.0															
					재 활 용	0.0															
					해역배출	0.0															
		농공	탕정	발 생 량		6.9	0.0	0.0	0.0	0.0	0.0	0.0	2.5	0.0	0.0	2.9	1.1	0.4	0.0	0.0	0.0
				처리방법	매 립	0.0															
					소 각	0.0															
					재 활 용	6.9							2.5			2.9	1.1	0.4			
					해역배출	0.0															
	서산시	소계		발 생 량		44.5	5.7	0.0	0.0	2.6	1.3	0.1	1.7	17.4	1.6	1.0	10.5	0.6	1.6	0.0	0.4
				처리방법	매 립	13.0	0.0	0.0	0.0	0.3	1.3	0.0	1.7	0.3	1.4	0.0	7.0	0.6	0.0	0.0	0.4
					소 각	1.0	0.0	0.0	0.0	0.0	0.0	0.0	0.0	0.0	0.0	1.0	0.0	0.0	0.0	0.0	0.0
					재 활 용	30.5	5.7	0.0	0.0	2.3	0.0	0.1	0.0	17.1	0.2	0.0	3.5	0.0	1.6	0.0	0.0
					해역배출	0.0	0.0	0.0	0.0	0.0	0.0	0.0	0.0	0.0	0.0	0.0	0.0	0.0	0.0	0.0	0.0
		농공단지	고북농공단지	발 생 량		0.0	0.0	0.0	0.0	0.0	0.0	0.0	0.0	0.0	0.0	0.0	0.0	0.0	0.0	0.0	0.0
				처리방법	매 립	0.0															
					소 각	0.0															
					재 활 용	0.0															
					해역배출	0.0															
		일반산업단지	대산 일반산업단지	발 생 량		28.2	0.0	0.0	0.0	0.0	0.8	0.0	1.4	17.2	0.8	1.0	4.7	0.5	1.6	0.0	0.2
				처리방법	매 립	8.3					0.8		1.4	0.1	0.6		4.7	0.5			0.2
					소 각	1.0										1.0					
					재 활 용	18.9								17.1	0.2				1.6		
					해역배출	0.0															
		일반산업단지	대죽 일반산업단지	발 생 량		5.0	0.0	0.0	0.0	0.1	0.1	0.0	0.3	0.2	0.7	0.0	3.5	0.1	0.0	0.0	0.0
				처리방법	매 립	1.5				0.1	0.1		0.3	0.2	0.7			0.1			
					소 각	0.0															
					재 활 용	3.5									0.0		3.5				
					해역배출	0.0															
		일반산업단지	서산오토밸리	발 생 량		9.0	5.7	0.0	0.0	2.3	0.0	0.1	0.0	0.0	0.0	0.0	0.7	0.0	0.0	0.0	0.2
				처리방법	매 립	0.9											0.7				0.2
					소 각	0.0															
					재 활 용	8.1	5.7			2.3		0.1									
					해역배출	0.0															

(단위:톤/일)

구분		산업단지구분		발생량 및 처리현황		총계	가 연 성													
시도	시군구	단지유형	산업단지명				소계	폐지류	폐목재류	폐합성고분자화합물				유기성오니류				동식물성 폐잔재물	폐식용유	기타
										폐섬유류	폐합성 수지	폐합성 고무	폐피혁	폐수처리오니	공정오니	정수처리오니	하수처리오니			
충남	서산시	농공단지	명천 자동차전문단지	발 생 량		0.3	0.3	0.0	0.0	0.0	0.3	0.0	0.0	0.0	0.0	0.0	0.0	0.0	0.0	0.0
				처리방법	매 립	0.0	0.0													
					소 각	0.1	0.1				0.1									
					재 활 용	0.2	0.2				0.2									
					해역배출	0.0	0.0													
		농공단지	성연농공단지	발 생 량		2.7	0.9	0.0	0.0	0.0	0.4	0.0	0.0	0.5	0.0	0.0	0.0	0.0	0.0	0.0
				처리방법	매 립	2.3	0.5							0.5						
					소 각	0.4	0.4				0.4									
					재 활 용	0.0	0.0				0.0									
					해역배출	0.0	0.0													
		농공단지	수석농공단지	발 생 량		3.1	2.6	0.0	0.0	0.0	0.5	0.0	0.0	0.2	0.0	0.0	0.0	1.9	0.0	0.0
				처리방법	매 립	0.7	0.2							0.2						
					소 각	0.0	0.0													
					재 활 용	2.4	2.4				0.5							1.9		
					해역배출	0.0	0.0													
		일반산업단지	테크노밸리	발 생 량		0.0	0.0	0.0	0.0	0.0	0.0	0.0	0.0	0.0	0.0	0.0	0.0	0.0	0.0	0.0
				처리방법	매 립	0.0	0.0													
					소 각	0.0	0.0				0.0									
					재 활 용	0.0	0.0													
					해역배출	0.0	0.0													
	논산시	소계		발 생 량		8.1	6.9	0.0	0.0	0.0	5.1	0.0	0.0	1.5	0.0	0.0	0.0	0.3	0.0	0.0
				처리방법	매 립	6.0	4.8	0.0	0.0	0.0	3.3	0.0	0.0	1.5	0.0	0.0	0.0	0.0	0.0	0.0
					소 각	1.2	1.2	0.0	0.0	0.0	1.2	0.0	0.0	0.0	0.0	0.0	0.0	0.0	0.0	0.0
					재 활 용	0.9	0.9	0.0	0.0	0.0	0.6	0.0	0.0	0.0	0.0	0.0	0.0	0.3	0.0	0.0
					해역배출	0.0	0.0	0.0	0.0	0.0	0.0	0.0	0.0	0.0	0.0	0.0	0.0	0.0	0.0	0.0
		일반	논산 일반산업단지	발 생 량		6.6	6.6	0.0	0.0	0.0	4.8	0.0	0.0	1.5	0.0	0.0	0.0	0.3	0.0	0.0
				처리방법	매 립	4.8	4.8				3.3			1.5						
					소 각	1.2	1.2				1.2									
					재 활 용	0.6	0.6				0.3							0.3		
					해역배출	0.0	0.0													
		일반	논산 제2일반산업단지	발 생 량		1.5	0.3	0.0	0.0	0.0	0.3	0.0	0.0	0.0	0.0	0.0	0.0	0.0	0.0	0.0
				처리방법	매 립	1.2	0.0													
					소 각	0.0	0.0													
					재 활 용	0.3	0.3				0.3									
					해역배출	0.0	0.0													
	당진시	소계		발 생 량		16,027.7	176.2	0.0	6.7	7.0	152.8	6.4	0.0	0.7	0.2	0.0	0.0	0.6	0.0	1.8
				처리방법	매 립	199.6	1.2	0.0	0.0	0.5	0.0	0.0	0.0	0.7	0.0	0.0	0.0	0.0	0.0	0.0
					소 각	156.8	156.8	0.0	0.1	0.3	150.2	6.0	0.0	0.0	0.2	0.0	0.0	0.0	0.0	0.0
					재 활 용	15,671.3	18.2	0.0	6.6	6.2	2.6	0.4	0.0	0.0	0.0	0.0	0.0	0.6	0.0	1.8
					해역배출	0.0	0.0	0.0	0.0	0.0	0.0	0.0	0.0	0.0	0.0	0.0	0.0	0.0	0.0	0.0
		국가산업단지	아산 국가산업단지	발 생 량		1,170.8	15.9	0.0	1.6	6.7	6.8	0.0	0.0	0.7	0.0	0.0	0.0	0.0	0.0	0.1
				처리방법	매 립	89.2	1.2			0.5				0.7						
					소 각	5.4	5.4		0.1		5.3									
					재 활 용	1,076.2	9.3		1.5	6.2	1.5									0.1
					해역배출	0.0	0.0													
		일반산업단지	송산일반	발 생 량		12,602.0	11.5	0.0	5.1	0.0	0.0	6.4	0.0	0.0	0.0	0.0	0.0	0.0	0.0	0.0
				처리방법	매 립	35.8	0.0													
					소 각	6.0	6.0					6.0								
					재 활 용	12,560.2	5.5		5.1			0.4								
					해역배출	0.0	0.0													

(단위:톤/일)

구분		산업단지구분		발생량 및 처리현황		불 연 성															
시도	시군구	단지유형	산업단지명			소계	광재류	연소재	소각재	분진류	폐주물사 모래류	폐금속류	폐석회 석고류	폐촉매	폐흡착재 폐흡수재	유리· 도자기편류	무기성오니류				기타
																	폐수처리 오니	공정오니	정수처리 오니	하수처리 오니	
충남	서산시	농공단지	명천 자동차전문단지	발 생 량		0.0	0.0	0.0	0.0	0.0	0.0	0.0	0.0	0.0	0.0	0.0	0.0	0.0	0.0	0.0	0.0
				처리방법	매 립	0.0															
					소 각	0.0															
					재 활 용	0.0															
					해역배출	0.0															
		농공단지	성연농공단지	발 생 량		1.8	0.0	0.0	0.0	0.2	0.0	0.0	0.0	0.0	0.1	0.0	1.5	0.0	0.0	0.0	0.0
				처리방법	매 립	1.8				0.2	0.0				0.1		1.5				
					소 각	0.0															
					재 활 용	0.0									0.0						
					해역배출	0.0															
		농공단지	수석농공단지	발 생 량		0.5	0.0	0.0	0.0	0.0	0.4	0.0	0.0	0.0	0.0	0.0	0.1	0.0	0.0	0.0	0.0
				처리방법	매 립	0.5					0.4						0.1				
					소 각	0.0															
					재 활 용	0.0															
					해역배출	0.0															
		일반산업단지	테크노밸리	발 생 량		0.0	0.0	0.0	0.0	0.0	0.0	0.0	0.0	0.0	0.0	0.0	0.0	0.0	0.0	0.0	0.0
				처리방법	매 립	0.0															
					소 각	0.0															
					재 활 용	0.0															
					해역배출	0.0															
	논산시	소계		발 생 량		1.2	0.0	0.0	0.0	0.6	0.0	0.0	0.0	0.0	0.0	0.0	0.6	0.0	0.0	0.0	0.0
				처리방법	매 립	1.2	0.0	0.0	0.0	0.6	0.0	0.0	0.0	0.0	0.0	0.0	0.6	0.0	0.0	0.0	0.0
					소 각	0.0	0.0	0.0	0.0	0.0	0.0	0.0	0.0	0.0	0.0	0.0	0.0	0.0	0.0	0.0	0.0
					재 활 용	0.0	0.0	0.0	0.0	0.0	0.0	0.0	0.0	0.0	0.0	0.0	0.0	0.0	0.0	0.0	0.0
					해역배출	0.0	0.0	0.0	0.0	0.0	0.0	0.0	0.0	0.0	0.0	0.0	0.0	0.0	0.0	0.0	0.0
		일반	논산 일반산업단지	발 생 량		0.0	0.0	0.0	0.0	0.0	0.0	0.0	0.0	0.0	0.0	0.0	0.0	0.0	0.0	0.0	0.0
				처리방법	매 립	0.0															
					소 각	0.0															
					재 활 용	0.0															
					해역배출	0.0															
		일반	논산 제2일반산업단지	발 생 량		1.2	0.0	0.0	0.0	0.6	0.0	0.0	0.0	0.0	0.0	0.0	0.6	0.0	0.0	0.0	0.0
				처리방법	매 립	1.2				0.6							0.6				
					소 각	0.0															
					재 활 용	0.0															
					해역배출	0.0															
	당진시	소계		발 생 량		15,851.5	23.5	0.0	21.9	190.1	18.4	13,959.4	0.0	0.0	5.4	0.0	1,213.9	64.1	0.0	0.0	354.8
				처리방법	매 립	198.4	1.6	0.0	21.9	9.0	2.0	0.0	0.0	0.0	0.0	0.0	33.9	14.5	0.0	0.0	115.5
					소 각	0.0	0.0	0.0	0.0	0.0	0.0	0.0	0.0	0.0	0.0	0.0	0.0	0.0	0.0	0.0	0.0
					재 활 용	15,653.1	21.9	0.0	0.0	181.1	16.4	13,959.4	0.0	0.0	5.4	0.0	1,180.0	49.6	0.0	0.0	239.3
					해역배출	0.0	0.0	0.0	0.0	0.0	0.0	0.0	0.0	0.0	0.0	0.0	0.0	0.0	0.0	0.0	0.0
		국가산업단지	아산 국가산업단지	발 생 량		1,154.9	23.5	0.0	21.9	11.4	18.4	957.0	0.0	0.0	1.2	0.0	28.9	47.0	0.0	0.0	45.6
				처리방법	매 립	88.0	1.6		21.9	4.6	2.0						23.9	6.0			28.0
					소 각	0.0															
					재 활 용	1,066.9	21.9			6.8	16.4	957.0			1.2		5.0	41.0			17.6
					해역배출	0.0															
		일반산업단지	송산일반	발 생 량		12,590.5	0.0	0.0	0.0	174.3	0.0	10,984.6	0.0	0.0	4.2	0.0	1,178.4	0.0	0.0	0.0	249.0
				처리방법	매 립	35.8											4.9				30.9
					소 각	0.0															
					재 활 용	12,554.7				174.3		10,984.6			4.2		1,173.5				218.1
					해역배출	0.0															

(단위:톤/일)

구분		산업단지구분		발생량 및 처리현황		총계	가 연 성													
시도	시군구	단지유형	산업단지명				소계	폐지류	폐목재류	폐합성고분자화합물				유기성오니류				동식물성 폐잔재물	폐식용유	기타
										폐섬유류	폐합성 수지	폐합성 고무	폐피혁	폐수처리오니	공정오니	정수처리오니	하수처리오니			
충남	당진시	일반산업단지	현대제철 산업단지	발 생 량		2,106.3	7.6	0.0	0.0	0.3	7.0	0.0	0.0	0.0	0.0	0.0	0.0	0.0	0.0	0.3
				처리방법	매 립	68.7	0.0													
					소 각	7.3	7.3			0.3	7.0									
					재 활 용	2,030.3	0.3													0.3
					해역배출	0.0	0.0													
		농공단지	면천농공단지	발 생 량		0.2	0.0	0.0	0.0	0.0	0.0	0.0	0.0	0.0	0.0	0.0	0.0	0.0	0.0	0.0
				처리방법	매 립	0.2	0.0													
					소 각	0.0	0.0													
					재 활 용	0.0	0.0													
					해역배출	0.0	0.0													
		농공단지	석문농공	발 생 량		2.4	2.3	0.0	0.0	0.0	0.9	0.0	0.0	0.0	0.0	0.0	0.0	0.0	0.0	1.4
				처리방법	매 립	0.1	0.0													
					소 각	0.2	0.2				0.2									
					재 활 용	2.1	2.1				0.7									1.4
					해역배출	0.0	0.0													
		농공단지	송악농공단지	발 생 량		142.8	136.2	0.0	0.0	0.0	136.2	0.0	0.0	0.0	0.0	0.0	0.0	0.0	0.0	0.0
				처리방법	매 립	5.1	0.0													
					소 각	136.0	136.0				136.0									
					재 활 용	1.7	0.2				0.2									
					해역배출	0.0	0.0													
		농공단지	신평농공단지	발 생 량		0.2	0.2	0.0	0.0	0.0	0.2	0.0	0.0	0.0	0.0	0.0	0.0	0.0	0.0	0.0
				처리방법	매 립	0.0	0.0													
					소 각	0.0	0.0													
					재 활 용	0.2	0.2				0.2									
					해역배출	0.0	0.0													
		농공단지	한진농공단지	발 생 량		0.8	0.8	0.0	0.0	0.0	0.8	0.0	0.0	0.0	0.0	0.0	0.0	0.0	0.0	0.0
				처리방법	매 립	0.0	0.0													
					소 각	0.8	0.8				0.8									
					재 활 용	0.0	0.0													
					해역배출	0.0	0.0													
		농공단지	합덕농공단지	발 생 량		2.2	1.7	0.0	0.0	0.0	0.9	0.0	0.0	0.0	0.2	0.0	0.0	0.6	0.0	0.0
				처리방법	매 립	0.5	0.0													
					소 각	1.1	1.1				0.9				0.2					
					재 활 용	0.6	0.6											0.6		
					해역배출	0.0	0.0													
	금산군	소계		발 생 량		0.1	0.1	0.0	0.0	0.0	0.0	0.0	0.0	0.1	0.0	0.0	0.0	0.0	0.0	0.0
				처리방법	매 립	0.1	0.1	0.0	0.0	0.0	0.0	0.0	0.0	0.1	0.0	0.0	0.0	0.0	0.0	0.0
					소 각	0.0	0.0	0.0	0.0	0.0	0.0	0.0	0.0	0.0	0.0	0.0	0.0	0.0	0.0	0.0
					재 활 용	0.0	0.0	0.0	0.0	0.0	0.0	0.0	0.0	0.0	0.0	0.0	0.0	0.0	0.0	0.0
					해역배출	0.0	0.0	0.0	0.0	0.0	0.0	0.0	0.0	0.0	0.0	0.0	0.0	0.0	0.0	0.0
		농공단지	추부 농공단지협의회	발 생 량		0.1	0.1	0.0	0.0	0.0	0.0	0.0	0.0	0.1	0.0	0.0	0.0	0.0	0.0	0.0
				처리방법	매 립	0.1	0.1							0.1						
					소 각	0.0	0.0													
					재 활 용	0.0	0.0													
					해역배출	0.0	0.0													
	서천군	소계		발 생 량		10.5	7.8	0.0	0.0	0.0	0.5	2.4	0.0	0.0	1.6	0.0	0.0	1.9	1.4	0.0
				처리방법	매 립	0.0	0.0	0.0	0.0	0.0	0.0	0.0	0.0	0.0	0.0	0.0	0.0	0.0	0.0	0.0
					소 각	1.4	1.2	0.0	0.0	0.0	0.5	0.6	0.0	0.0	0.0	0.0	0.0	0.1	0.0	0.0
					재 활 용	9.1	6.6	0.0	0.0	0.0	0.0	1.8	0.0	0.0	1.6	0.0	0.0	1.8	1.4	0.0
					해역배출	0.0	0.0	0.0	0.0	0.0	0.0	0.0	0.0	0.0	0.0	0.0	0.0	0.0	0.0	0.0

(단위:톤/일)

구분		산업단지구분		발생량 및 처리현황		불 연 성															
시도	시군구	단지유형	산업단지명			소계	광재류	연소재	소각재	분진류	폐주물사 모래류	폐금속류	폐석회 석고류	폐촉매	폐흡착재 폐흡수재	유리· 도자기편류	무기성오니류				기타
																	폐수처리 오니	공정오니	정수처리 오니	하수처리 오니	
충남	당진시	일반산업단지	현대제철 산업단지	발 생 량		2,098.7	0.0	0.0	0.0	4.2	0.0	2,017.8	0.0	0.0	0.0	0.0	0.0	17.1	0.0	0.0	59.6
				처리방법	매 립	68.7				4.2								8.5			56.0
					소 각	0.0															
					재 활 용	2,030.0						2,017.8						8.6			3.6
					해역배출	0.0															
		농공단지	면천농공단지	발 생 량		0.2	0.0	0.0	0.0	0.2	0.0	0.0	0.0	0.0	0.0	0.0	0.0	0.0	0.0	0.0	0.0
				처리방법	매 립	0.2				0.2											
					소 각	0.0															
					재 활 용	0.0															
					해역배출	0.0															
		농공단지	석문농공	발 생 량		0.1	0.0	0.0	0.0	0.0	0.0	0.0	0.0	0.0	0.0	0.0	0.0	0.0	0.0	0.0	0.1
				처리방법	매 립	0.1															0.1
					소 각	0.0															
					재 활 용	0.0															
					해역배출	0.0															
		농공단지	송악농공단지	발 생 량		6.6	0.0	0.0	0.0	0.0	0.0	0.0	0.0	0.0	0.0	0.0	6.6	0.0	0.0	0.0	0.0
				처리방법	매 립	5.1											5.1				
					소 각	0.0															
					재 활 용	1.5											1.5				
					해역배출	0.0															
		농공단지	신평농공단지	발 생 량		0.0	0.0	0.0	0.0	0.0	0.0	0.0	0.0	0.0	0.0	0.0	0.0	0.0	0.0	0.0	0.0
				처리방법	매 립	0.0															
					소 각	0.0															
					재 활 용	0.0															
					해역배출	0.0															
		농공단지	한진농공단지	발 생 량		0.0	0.0	0.0	0.0	0.0	0.0	0.0	0.0	0.0	0.0	0.0	0.0	0.0	0.0	0.0	0.0
				처리방법	매 립	0.0															
					소 각	0.0															
					재 활 용	0.0															
					해역배출	0.0															
		농공단지	합덕농공단지	발 생 량		0.5	0.0	0.0	0.0	0.0	0.0	0.0	0.0	0.0	0.0	0.0	0.0	0.0	0.0	0.0	0.5
				처리방법	매 립	0.5															0.5
					소 각	0.0															
					재 활 용	0.0															
					해역배출	0.0															
	금산군	소계		발 생 량		0.0	0.0	0.0	0.0	0.0	0.0	0.0	0.0	0.0	0.0	0.0	0.0	0.0	0.0	0.0	0.0
				처리방법	매 립	0.0	0.0	0.0	0.0	0.0	0.0	0.0	0.0	0.0	0.0	0.0	0.0	0.0	0.0	0.0	0.0
					소 각	0.0	0.0	0.0	0.0	0.0	0.0	0.0	0.0	0.0	0.0	0.0	0.0	0.0	0.0	0.0	0.0
					재 활 용	0.0	0.0	0.0	0.0	0.0	0.0	0.0	0.0	0.0	0.0	0.0	0.0	0.0	0.0	0.0	0.0
					해역배출	0.0	0.0	0.0	0.0	0.0	0.0	0.0	0.0	0.0	0.0	0.0	0.0	0.0	0.0	0.0	0.0
		농공단지	추부 농공단지협의회	발 생 량		0.0	0.0	0.0	0.0	0.0	0.0	0.0	0.0	0.0	0.0	0.0	0.0	0.0	0.0	0.0	0.0
				처리방법	매 립	0.0															
					소 각	0.0															
					재 활 용	0.0															
					해역배출	0.0															
	서천군	소계		발 생 량		2.7	0.0	0.0	0.0	0.0	0.0	0.0	0.0	0.0	0.1	0.0	0.2	2.2	0.0	0.0	0.2
				처리방법	매 립	0.0	0.0	0.0	0.0	0.0	0.0	0.0	0.0	0.0	0.0	0.0	0.0	0.0	0.0	0.0	0.0
					소 각	0.2	0.0	0.0	0.0	0.0	0.0	0.0	0.0	0.0	0.0	0.0	0.2	0.0	0.0	0.0	0.0
					재 활 용	2.5	0.0	0.0	0.0	0.0	0.0	0.0	0.0	0.0	0.1	0.0	0.0	2.2	0.0	0.0	0.2
					해역배출	0.0	0.0	0.0	0.0	0.0	0.0	0.0	0.0	0.0	0.0	0.0	0.0	0.0	0.0	0.0	0.0

(단위:톤/일)

구분		산업단지구분		발생량 및 처리현황		총계	가 연 성													
시도	시군구	단지유형	산업단지명				소계	폐지류	폐목재류	폐합성고분자화합물				유기성오니류				동식물성 폐잔재물	폐식용유	기타
										폐섬유류	폐합성 수지	폐합성 고무	폐피혁	폐수처리오니	공정오니	정수처리오니	하수처리오니			
충남	서천군	농공단지	원수농공단지	발 생 량		8.2	5.8	0.0	0.0	0.0	0.3	0.9	0.0	0.0	1.6	0.0	0.0	1.8	1.2	0.0
				처리방법	매 립	0.0	0.0	0.0	0.0	0.0	0.0	0.0	0.0	0.0	0.0	0.0	0.0	0.0	0.0	0.0
					소 각	0.9	0.9	0.0	0.0	0.0	0.3	0.6	0.0	0.0	0.0	0.0	0.0	0.0	0.0	0.0
					재 활 용	7.3	4.9	0.0	0.0	0.0	0.0	0.3	0.0	0.0	1.6	0.0	0.0	1.8	1.2	0.0
					해역배출	0.0	0.0	0.0	0.0	0.0	0.0	0.0	0.0	0.0	0.0	0.0	0.0	0.0	0.0	0.0
		농공단지	종천농공단지	발 생 량		2.3	2.0	0.0	0.0	0.0	0.2	1.5	0.0	0.0	0.0	0.0	0.0	0.1	0.2	0.0
				처리방법	매 립	0.0	0.0	0.0	0.0	0.0	0.0	0.0	0.0	0.0	0.0	0.0	0.0	0.0	0.0	0.0
					소 각	0.5	0.3	0.0	0.0	0.0	0.2	0.0	0.0	0.0	0.0	0.0	0.0	0.1	0.0	0.0
					재 활 용	1.8	1.7	0.0	0.0	0.0	0.0	1.5	0.0	0.0	0.0	0.0	0.0	0.0	0.2	0.0
					해역배출	0.0	0.0	0.0	0.0	0.0	0.0	0.0	0.0	0.0	0.0	0.0	0.0	0.0	0.0	0.0
	홍성군	소계		발 생 량		32.7	12.2	0.0	0.5	0.0	10.2	0.1	0.0	0.9	0.0	0.0	0.0	0.5	0.0	0.0
				처리방법	매 립	18.5	0.0	0.0	0.0	0.0	0.0	0.0	0.0	0.0	0.0	0.0	0.0	0.0	0.0	0.0
					소 각	9.8	9.8	0.0	0.5	0.0	9.3	0.0	0.0	0.0	0.0	0.0	0.0	0.0	0.0	0.0
					재 활 용	4.4	2.4	0.0	0.0	0.0	0.9	0.1	0.0	0.9	0.0	0.0	0.0	0.5	0.0	0.0
					해역배출	0.0	0.0	0.0	0.0	0.0	0.0	0.0	0.0	0.0	0.0	0.0	0.0	0.0	0.0	0.0
		농공단지	갈산 전문농공단지	발 생 량		7.0	0.3	0.0	0.0	0.0	0.3	0.0	0.0	0.0	0.0	0.0	0.0	0.0	0.0	0.0
				처리방법	매 립	6.4	0.0													
					소 각	0.0	0.0													
					재 활 용	0.6	0.3				0.3									
					해역배출	0.0	0.0													
		농공단지	결성농공단지	발 생 량		0.1	0.1	0.0	0.0	0.0	0.0	0.1	0.0	0.0	0.0	0.0	0.0	0.0	0.0	0.0
				처리방법	매 립	0.0	0.0													
					소 각	0.0	0.0													
					재 활 용	0.1	0.1					0.1								
					해역배출	0.0	0.0													
		농공단지	광천김특화 농공단지	발 생 량		0.6	0.6	0.0	0.0	0.0	0.2	0.0	0.0	0.4	0.0	0.0	0.0	0.0	0.0	0.0
				처리방법	매 립	0.0	0.0													
					소 각	0.2	0.2				0.2									
					재 활 용	0.4	0.4							0.4						
					해역배출	0.0	0.0													
		농공단지	구항농공단지	발 생 량		1.6	1.2	0.0	0.0	0.0	0.2	0.0	0.0	0.5	0.0	0.0	0.0	0.5	0.0	0.0
				처리방법	매 립	0.0	0.0													
					소 각	0.1	0.1				0.1									
					재 활 용	1.5	1.1				0.1			0.5				0.5		
					해역배출	0.0	0.0													
		농공단지	은하농공단지	발 생 량		21.8	10.0	0.0	0.5	0.0	9.5	0.0	0.0	0.0	0.0	0.0	0.0	0.0	0.0	0.0
				처리방법	매 립	11.8	0.0													
					소 각	9.5	9.5		0.5		9.0									
					재 활 용	0.5	0.5				0.5									
					해역배출	0.0	0.0													
		농공단지	은하전문 농공단지	발 생 량		1.6	0.0	0.0	0.0	0.0	0.0	0.0	0.0	0.0	0.0	0.0	0.0	0.0	0.0	0.0
				처리방법	매 립	0.3	0.0													
					소 각	0.0	0.0													
					재 활 용	1.3	0.0													
					해역배출	0.0	0.0													
	예산군	소계		발 생 량		43.9	41.0	0.0	12.3	0.0	24.8	0.0	0.0	2.9	0.0	0.0	0.0	1.0	0.0	0.0
				처리방법	매 립	1.3	0.0	0.0	0.0	0.0	0.0	0.0	0.0	0.0	0.0	0.0	0.0	0.0	0.0	0.0
					소 각	10.9	10.9	0.0	0.0	0.0	10.3	0.0	0.0	0.0	0.0	0.0	0.0	0.6	0.0	0.0
					재 활 용	30.1	30.1	0.0	12.3	0.0	14.5	0.0	0.0	2.9	0.0	0.0	0.0	0.4	0.0	0.0
					해역배출	1.6	0.0	0.0	0.0	0.0	0.0	0.0	0.0	0.0	0.0	0.0	0.0	0.0	0.0	0.0

(단위:톤/일)

구분		산업단지구분		발생량 및 처리현황	불 연 성															
시도	시군구	단지유형	산업단지명		소계	광재류	연소재	소각재	분진류	폐주물사 모래류	폐금속류	폐석회 석고류	폐촉매	폐흡착재 폐흡수재	유리· 도자기편류	무기성오니류				기타
																폐수처리 오니	공정오니	정수처리 오니	하수처리 오니	
충남	서천군	농공단지	원수농공단지	발 생 량	2.4	0.0	0.0	0.0	0.0	0.0	0.0	0.0	0.0	0.0	0.0	0.0	2.2	0.0	0.0	0.2
				처리방법 매 립	0.0	0.0	0.0	0.0	0.0	0.0	0.0	0.0	0.0	0.0	0.0	0.0	0.0	0.0	0.0	0.0
				처리방법 소 각	0.0	0.0	0.0	0.0	0.0	0.0	0.0	0.0	0.0	0.0	0.0	0.0	0.0	0.0	0.0	0.0
				처리방법 재활용	2.4	0.0	0.0	0.0	0.0	0.0	0.0	0.0	0.0	0.0	0.0	0.0	2.2	0.0	0.0	0.2
				처리방법 해역배출	0.0	0.0	0.0	0.0	0.0	0.0	0.0	0.0	0.0	0.0	0.0	0.0	0.0	0.0	0.0	0.0
		농공단지	종천농공단지	발 생 량	0.3	0.0	0.0	0.0	0.0	0.0	0.0	0.0	0.0	0.1	0.0	0.2	0.0	0.0	0.0	0.0
				처리방법 매 립	0.0	0.0	0.0	0.0	0.0	0.0	0.0	0.0	0.0	0.0	0.0	0.0	0.0	0.0	0.0	0.0
				처리방법 소 각	0.2	0.0	0.0	0.0	0.0	0.0	0.0	0.0	0.0	0.0	0.0	0.2	0.0	0.0	0.0	0.0
				처리방법 재활용	0.1	0.0	0.0	0.0	0.0	0.0	0.0	0.0	0.0	0.1	0.0	0.0	0.0	0.0	0.0	0.0
				처리방법 해역배출	0.0	0.0	0.0	0.0	0.0	0.0	0.0	0.0	0.0	0.0	0.0	0.0	0.0	0.0	0.0	0.0
	홍성군	소계		발 생 량	20.5	0.0	0.0	0.0	3.5	3.9	0.0	0.0	0.0	0.0	0.9	11.8	0.0	0.0	0.0	0.4
				처리방법 매 립	18.5	0.0	0.0	0.0	3.5	2.3	0.0	0.0	0.0	0.0	0.9	11.8	0.0	0.0	0.0	0.0
				처리방법 소 각	0.0	0.0	0.0	0.0	0.0	0.0	0.0	0.0	0.0	0.0	0.0	0.0	0.0	0.0	0.0	0.0
				처리방법 재 활 용	2.0	0.0	0.0	0.0	0.0	1.6	0.0	0.0	0.0	0.0	0.0	0.0	0.0	0.0	0.0	0.4
				처리방법 해역배출	0.0	0.0	0.0	0.0	0.0	0.0	0.0	0.0	0.0	0.0	0.0	0.0	0.0	0.0	0.0	0.0
		농공단지	갈산 전문농공단지	발 생 량	6.7	0.0	0.0	0.0	3.3	2.5	0.0	0.0	0.0	0.0	0.9	0.0	0.0	0.0	0.0	0.0
				처리방법 매 립	6.4				3.3	2.2					0.9					
				처리방법 소 각	0.0															
				처리방법 재 활 용	0.3					0.3										
				처리방법 해역배출	0.0															
		농공단지	결성농공단지	발 생 량	0.0	0.0	0.0	0.0	0.0	0.0	0.0	0.0	0.0	0.0	0.0	0.0	0.0	0.0	0.0	0.0
				처리방법 매 립	0.0															
				처리방법 소 각	0.0															
				처리방법 재 활 용	0.0															
				처리방법 해역배출	0.0															
		농공단지	광천김특화 농공단지	발 생 량	0.0	0.0	0.0	0.0	0.0	0.0	0.0	0.0	0.0	0.0	0.0	0.0	0.0	0.0	0.0	0.0
				처리방법 매 립	0.0															
				처리방법 소 각	0.0															
				처리방법 재 활 용	0.0															
				처리방법 해역배출	0.0															
		농공단지	구항농공단지	발 생 량	0.4	0.0	0.0	0.0	0.0	0.0	0.0	0.0	0.0	0.0	0.0	0.0	0.0	0.0	0.0	0.4
				처리방법 매 립	0.0															
				처리방법 소 각	0.0															
				처리방법 재 활 용	0.4															0.4
				처리방법 해역배출	0.0															
		농공단지	은하농공단지	발 생 량	11.8	0.0	0.0	0.0	0.0	0.0	0.0	0.0	0.0	0.0	0.0	11.8	0.0	0.0	0.0	0.0
				처리방법 매 립	11.8											11.8				
				처리방법 소 각	0.0															
				처리방법 재 활 용	0.0															
				처리방법 해역배출	0.0															
		농공단지	은하전문 농공단지	발 생 량	1.6	0.0	0.0	0.0	0.2	1.4	0.0	0.0	0.0	0.0	0.0	0.0	0.0	0.0	0.0	0.0
				처리방법 매 립	0.3				0.2	0.1										
				처리방법 소 각	0.0															
				처리방법 재 활 용	1.3					1.3										
				처리방법 해역배출	0.0															
	예산군	소계		발 생 량	2.9	0.0	0.0	0.4	0.0	0.2	0.0	0.0	0.0	0.0	0.0	2.2	0.0	0.0	0.0	0.1
				처리방법 매 립	1.3	0.0	0.0	0.4	0.0	0.2	0.0	0.0	0.0	0.0	0.0	0.6	0.0	0.0	0.0	0.1
				처리방법 소 각	0.0	0.0	0.0	0.0	0.0	0.0	0.0	0.0	0.0	0.0	0.0	0.0	0.0	0.0	0.0	0.0
				처리방법 재 활 용	0.0	0.0	0.0	0.0	0.0	0.0	0.0	0.0	0.0	0.0	0.0	0.0	0.0	0.0	0.0	0.0
				처리방법 해역배출	1.6	0.0	0.0	0.0	0.0	0.0	0.0	0.0	0.0	0.0	0.0	1.6	0.0	0.0	0.0	0.0

(단위:톤/일)

구분		산업단지구분		발생량 및 처리현황		총계	가 연 성													
시도	시군구	단지유형	산업단지명				소계	폐지류	폐목재류	폐합성고분자화합물				유기성오니류				동식물성 폐잔재물	폐식용유	기타
										폐섬유류	폐합성 수지	폐합성 고무	폐피혁	폐수처리오니	공정오니	정수처리오니	하수처리오니			
충남	예산군	농공	고덕	발생량		9.0	9.0	0.0	0.0	0.0	9.0	0.0	0.0	0.0	0.0	0.0	0.0	0.0	0.0	0.0
				처리방법	매 립	0.0	0.0													
					소 각	9.0	9.0				9.0									
					재 활 용	0.0	0.0													
					해역배출	0.0	0.0													
		농공	관작	발생량		0.5	0.5	0.0	0.0	0.0	0.5	0.0	0.0	0.0	0.0	0.0	0.0	0.0	0.0	0.0
				처리방법	매 립	0.0	0.0													
					소 각	0.5	0.5				0.5									
					재 활 용	0.0	0.0													
					해역배출	0.0	0.0													
		농공	삽교	발생량		0.2	0.2	0.0	0.0	0.0	0.2	0.0	0.0	0.0	0.0	0.0	0.0	0.0	0.0	0.0
				처리방법	매 립	0.0	0.0													
					소 각	0.2	0.2				0.2									
					재 활 용	0.0	0.0													
					해역배출	0.0	0.0													
		농공	신암	발생량		1.2	1.1	0.0	0.0	0.0	0.1	0.0	0.0	0.0	0.0	0.0	0.0	1.0	0.0	0.0
				처리방법	매 립	0.1	0.0													
					소 각	0.7	0.7				0.1							0.6		
					재 활 용	0.4	0.4											0.4		
					해역배출	0.0	0.0													
		농공	예덕	발생량		0.5	0.3	0.0	0.0	0.0	0.3	0.0	0.0	0.0	0.0	0.0	0.0	0.0	0.0	0.0
				처리방법	매 립	0.2	0.0													
					소 각	0.3	0.3				0.3									
					재 활 용	0.0	0.0													
					해역배출	0.0	0.0													
		농공	응봉	발생량		0.1	0.1	0.0	0.0	0.0	0.1	0.0	0.0	0.0	0.0	0.0	0.0	0.0	0.0	0.0
				처리방법	매 립	0.0	0.0													
					소 각	0.0	0.0													
					재 활 용	0.1	0.1				0.1									
					해역배출	0.0	0.0													
		농공	예산	발생량		20.1	17.5	0.0	0.0	0.0	14.6	0.0	0.0	2.9	0.0	0.0	0.0	0.0	0.0	0.0
				처리방법	매 립	1.0	0.0					0.0								
					소 각	0.2	0.2				0.2									
					재 활 용	17.3	17.3				14.4			2.9						
					해역배출	1.6	0.0													
		일반	예당	발생량		12.3	12.3	0.0	12.3	0.0	0.0	0.0	0.0	0.0	0.0	0.0	0.0	0.0	0.0	0.0
				처리방법	매 립	0.0	0.0													
					소 각	0.0	0.0													
					재 활 용	12.3	12.3		12.3											
					해역배출	0.0	0.0													
	태안군	소계		발생량		0.2	0.1	0.0	0.0	0.0	0.1	0.0	0.0	0.0	0.0	0.0	0.0	0.0	0.0	0.0
				처리방법	매 립	0.1	0.0	0.0	0.0	0.0	0.0	0.0	0.0	0.0	0.0	0.0	0.0	0.0	0.0	0.0
					소 각	0.1	0.1	0.0	0.0	0.0	0.1	0.0	0.0	0.0	0.0	0.0	0.0	0.0	0.0	0.0
					재 활 용	0.0	0.0	0.0	0.0	0.0	0.0	0.0	0.0	0.0	0.0	0.0	0.0	0.0	0.0	0.0
					해역배출	0.0	0.0	0.0	0.0	0.0	0.0	0.0	0.0	0.0	0.0	0.0	0.0	0.0	0.0	0.0
		농공	태안농공단지	발생량		0.2	0.1	0.0	0.0	0.0	0.1	0.0	0.0	0.0	0.0	0.0	0.0	0.0	0.0	0.0
				처리방법	매 립	0.1	0.0													
					소 각	0.1	0.1				0.1									
					재 활 용	0.0	0.0													
					해역배출	0.0	0.0													

(단위:톤/일)

구분		산업단지구분		발생량 및 처리현황	불 연 성															
시도	시군구	단지유형	산업단지명		소계	광재류	연소재	소각재	분진류	폐주물사 모래류	폐금속류	폐석회 석고류	폐촉매	폐흡착재 폐흡수재	유리·도자기편류	무기성오니류				기타
																폐수처리 오니	공정오니	정수처리 오니	하수처리 오니	
충남	예산군	농공	고덕	발 생 량	0.0	0.0	0.0	0.0	0.0	0.0	0.0	0.0	0.0	0.0	0.0	0.0	0.0	0.0	0.0	0.0
				처리방법 매 립	0.0															
				처리방법 소 각	0.0															
				처리방법 재 활 용	0.0															
				처리방법 해역배출	0.0															
		농공	관작	발 생 량	0.0	0.0	0.0	0.0	0.0	0.0	0.0	0.0	0.0	0.0	0.0	0.0	0.0	0.0	0.0	0.0
				처리방법 매 립	0.0															
				처리방법 소 각	0.0															
				처리방법 재 활 용	0.0															
				처리방법 해역배출	0.0															
		농공	삽교	발 생 량	0.0	0.0	0.0	0.0	0.0	0.0	0.0	0.0	0.0	0.0	0.0	0.0	0.0	0.0	0.0	0.0
				처리방법 매 립	0.0															
				처리방법 소 각	0.0															
				처리방법 재 활 용	0.0															
				처리방법 해역배출	0.0															
		농공	신암	발 생 량	0.1	0.0	0.0	0.0	0.0	0.0	0.0	0.0	0.0	0.0	0.0	0.0	0.0	0.0	0.0	0.1
				처리방법 매 립	0.1															0.1
				처리방법 소 각	0.0															
				처리방법 재 활 용	0.0															
				처리방법 해역배출	0.0															
		농공	예덕	발 생 량	0.2	0.0	0.0	0.0	0.0	0.2	0.0	0.0	0.0	0.0	0.0	0.0	0.0	0.0	0.0	0.0
				처리방법 매 립	0.2					0.2										
				처리방법 소 각	0.0															
				처리방법 재 활 용	0.0															
				처리방법 해역배출	0.0															
		농공	응봉	발 생 량	0.0	0.0	0.0	0.0	0.0	0.0	0.0	0.0	0.0	0.0	0.0	0.0	0.0	0.0	0.0	0.0
				처리방법 매 립	0.0															
				처리방법 소 각	0.0															
				처리방법 재 활 용	0.0															
				처리방법 해역배출	0.0															
		농공	예산	발 생 량	2.6	0.0	0.0	0.4	0.0	0.0	0.0	0.0	0.0	0.0	0.0	2.2	0.0	0.0	0.0	0.0
				처리방법 매 립	1.0			0.4								0.6				
				처리방법 소 각	0.0															
				처리방법 재 활 용	0.0				0.0											
				처리방법 해역배출	1.6											1.6				
		일반	예당	발 생 량	0.0	0.0	0.0	0.0	0.0	0.0	0.0	0.0	0.0	0.0	0.0	0.0	0.0	0.0	0.0	0.0
				처리방법 매 립	0.0															
				처리방법 소 각	0.0															
				처리방법 재 활 용	0.0															
				처리방법 해역배출	0.0															
	태안군	소계		발 생 량	0.1	0.0	0.0	0.0	0.1	0.0	0.0	0.0	0.0	0.0	0.0	0.0	0.0	0.0	0.0	0.0
				처리방법 매 립	0.1	0.0	0.0	0.0	0.1	0.0	0.0	0.0	0.0	0.0	0.0	0.0	0.0	0.0	0.0	0.0
				처리방법 소 각	0.0	0.0	0.0	0.0	0.0	0.0	0.0	0.0	0.0	0.0	0.0	0.0	0.0	0.0	0.0	0.0
				처리방법 재 활 용	0.0	0.0	0.0	0.0	0.0	0.0	0.0	0.0	0.0	0.0	0.0	0.0	0.0	0.0	0.0	0.0
				처리방법 해역배출	0.0	0.0	0.0	0.0	0.0	0.0	0.0	0.0	0.0	0.0	0.0	0.0	0.0	0.0	0.0	0.0
		농공	태안농공단지	발 생 량	0.1	0.0	0.0	0.0	0.1	0.0	0.0	0.0	0.0	0.0	0.0	0.0	0.0	0.0	0.0	0.0
				처리방법 매 립	0.1				0.1											
				처리방법 소 각	0.0															
				처리방법 재 활 용	0.0															
				처리방법 해역배출	0.0															

(단위:톤/일)

구분		산업단지구분		발생량 및 처리현황		총계	가 연 성													
							소계	폐지류	폐목재류	폐합성고분자화합물				유기성오니류				동식물성 폐잔재물	폐식용유	기타
시도	시군구	단지유형	산업단지명							폐섬유류	폐합성 수지	폐합성 고무	폐피혁	폐수처리오니	공정오니	정수처리오니	하수처리오니			
전북	소계			발 생 량		1,918.3	658.6	0.0	57.1	0.8	77.9	0.8	0.0	230.5	8.1	0.0	67.3	198.7	0.1	17.3
				처리방법	매 립	347.5	19.7	0.0	0.1	0.0	2.3	0.0	0.0	5.6	6.3	0.0	0.0	0.0	0.0	5.4
					소 각	82.2	73.4	0.0	0.1	0.8	56.9	0.3	0.0	2.2	0.2	0.0	0.0	1.2	0.0	11.7
					재 활 용	1,357.0	451.1	0.0	56.9	0.0	18.7	0.5	0.0	108.3	1.6	0.0	67.3	197.5	0.1	0.2
					해역배출	131.6	114.4	0.0	0.0	0.0	0.0	0.0	0.0	114.4	0.0	0.0	0.0	0.0	0.0	0.0
	군산시	소계		발 생 량		1,248.9	406.4	0.0	9.5	0.6	35.6	0.5	0.0	152.1	8.0	0.0	67.3	115.8	0.0	17.0
				처리방법	매 립	263.5	14.4	0.0	0.1	0.0	1.5	0.0	0.0	1.2	6.2	0.0	0.0	0.0	0.0	5.4
					소 각	47.3	38.5	0.0	0.1	0.6	23.7	0.0	0.0	2.2	0.2	0.0	0.0	0.3	0.0	11.4
					재 활 용	832.9	265.5	0.0	9.3	0.0	10.4	0.5	0.0	60.7	1.6	0.0	67.3	115.5	0.0	0.2
					해역배출	105.2	88.0	0.0	0.0	0.0	0.0	0.0	0.0	88.0	0.0	0.0	0.0	0.0	0.0	0.0
		국가산업단지	군산 국가산업단지	발 생 량		393.6	158.1	0.0	4.2	0.6	16.5	0.5	0.0	21.6	0.2	0.0	67.3	44.6	0.0	2.6
				처리방법	매 립	171.2	2.1													2.1
					소 각	13.8	13.7			0.6	10.0			2.2	0.2			0.2		0.5
					재 활 용	189.2	122.9		4.2		6.5	0.5					67.3	44.4		
					해역배출	19.4	19.4							19.4						
		국가산업단지	군산 국가2산업단지	발 생 량		230.1	31.8	0.0	1.9	0.0	3.9	0.0	0.0	0.1	0.0	0.0	0.0	15.3	0.0	10.6
				처리방법	매 립	9.9	0.1							0.1						
					소 각	13.9	13.5		0.0		3.0									10.5
					재 활 용	194.7	18.2		1.9		0.9	0.0						15.3		0.1
					해역배출	11.6	0.0													
		일반산업단지	군산 일반산업단지	발 생 량		591.2	183.6	0.0	2.7	0.0	12.6	0.0	0.0	101.8	7.8	0.0	0.0	55.0	0.0	3.7
				처리방법	매 립	81.4	11.5		0.1		1.5			0.5	6.2					3.2
					소 각	17.2	8.9	0.0	0.1		8.4	0.0								0.4
					재 활 용	442.8	119.0		2.5		2.7			57.1	1.6			55.0		0.1
					해역배출	49.8	44.2							44.2						
		농공단지	서수농공단지	발 생 량		31.5	31.5	0.0	0.0	0.0	2.0	0.0	0.0	28.6	0.0	0.0	0.0	0.9	0.0	0.0
				처리방법	매 립	0.6	0.6							0.6						
					소 각	2.0	2.0		0.0		1.9			0.0				0.1		
					재 활 용	4.5	4.5				0.1			3.6				0.8		
					해역배출	24.4	24.4							24.4						
		농공단지	성산농공단지	발 생 량		0.4	0.4	0.0	0.3	0.0	0.1	0.0	0.0	0.0	0.0	0.0	0.0	0.0	0.0	0.0
				처리방법	매 립	0.0	0.0													
					소 각	0.1	0.1				0.1									
					재 활 용	0.3	0.3		0.3		0.0									
					해역배출	0.0	0.0													
		농공단지	옥구농공단지	발 생 량		0.1	0.1	0.0	0.0	0.0	0.0	0.0	0.0	0.0	0.0	0.0	0.0	0.0	0.0	0.1
				처리방법	매 립	0.1	0.1													0.1
					소 각	0.0	0.0													
					재 활 용	0.0	0.0													
					해역배출	0.0	0.0													
		자유무역지역	군산자유무역지역	발 생 량		2.0	0.9	0.0	0.4	0.0	0.5	0.0	0.0	0.0	0.0	0.0	0.0	0.0	0.0	0.0
				처리방법	매 립	0.3	0.0													
					소 각	0.3	0.3	0.0			0.3									
					재 활 용	1.4	0.6		0.4		0.2									
					해역배출	0.0	0.0													
	익산시	소계		발 생 량		381.0	84.9	0.0	46.1	0.2	13.3	0.0	0.0	20.2	0.1	0.0	0.0	4.8	0.1	0.1
				처리방법	매 립	45.3	5.0	0.0	0.0	0.0	0.8	0.0	0.0	4.1	0.1	0.0	0.0	0.0	0.0	0.0
					소 각	10.1	10.1	0.0	0.0	0.2	9.8	0.0	0.0	0.0	0.0	0.0	0.0	0.0	0.0	0.1
					재 활 용	319.3	63.5	0.0	46.1	0.0	2.7	0.0	0.0	9.8	0.0	0.0	0.0	4.8	0.1	0.0
					해역배출	6.3	6.3	0.0	0.0	0.0	0.0	0.0	0.0	6.3	0.0	0.0	0.0	0.0	0.0	0.0

(단위:톤/일)

구분		산업단지구분		발생량 및 처리현황		불 연 성															
시도	시군구	단지유형	산업단지명			소계	광재류	연소재	소각재	분진류	폐주물사 모래류	폐금속류	폐석회 석고류	폐촉매	폐흡착재 폐흡수재	유리· 도자기편류	무기성오니류				기타
																	폐수처리 오니	공정오니	정수처리 오니	하수처리 오니	
전북	소계			발 생 량		1,259.7	78.1	386.6	253.5	38.4	16.4	0.1	0.0	0.1	1.0	62.3	176.2	106.3	0.0	0.0	140.7
				처리방법	매 립	327.8	0.6	12.0	224.1	14.5	11.5	0.0	0.0	0.0	0.3	4.8	25.2	16.9	0.0	0.0	17.9
					소 각	8.8	0.0	0.0	0.0	0.0	0.0	0.0	0.0	0.0	0.0	0.0	0.5	8.3	0.0	0.0	0.0
					재 활 용	905.9	77.5	374.6	29.4	23.9	4.9	0.1	0.0	0.1	0.7	57.5	133.3	81.1	0.0	0.0	122.8
					해역배출	17.2	0.0	0.0	0.0	0.0	0.0	0.0	0.0	0.0	0.0	0.0	17.2	0.0	0.0	0.0	0.0
	군산시	소계		발 생 량		842.5	72.7	309.6	199.2	31.2	16.4	0.0	0.0	0.1	0.8	6.9	128.8	44.0	0.0	0.0	32.8
				처리방법	매 립	249.1	0.6	2.3	195.9	12.3	11.5	0.0	0.0	0.0	0.2	0.0	17.3	4.0	0.0	0.0	5.0
					소 각	8.8	0.0	0.0	0.0	0.0	0.0	0.0	0.0	0.0	0.0	0.0	0.5	8.3	0.0	0.0	0.0
					재 활 용	567.4	72.1	307.3	3.3	18.9	4.9	0.0	0.0	0.1	0.6	6.9	93.8	31.7	0.0	0.0	27.8
					해역배출	17.2	0.0	0.0	0.0	0.0	0.0	0.0	0.0	0.0	0.0	0.0	17.2	0.0	0.0	0.0	0.0
		국가산업단지	군산 국가산업단지	발 생 량		235.5	25.5	0.7	165.2	1.1	1.3	0.0	0.0	0.0	0.5	0.0	3.5	31.1	0.0	0.0	6.6
				처리방법	매 립	169.1		0.7	165.2	1.1		0.0				0.0	2.0	0.1			
					소 각	0.1											0.1				
					재 활 용	66.3	25.5				1.3				0.5		1.4	31.0			6.6
					해역배출	0.0															
		국가산업단지	군산 국가2산업단지	발 생 량		198.3	17.8	128.3	0.0	19.6	6.2	0.0	0.0	0.0	0.1	0.0	17.2	0.8	0.0	0.0	8.3
				처리방법	매 립	9.8	0.4			0.7	5.9				0.0		2.2	0.1			0.5
					소 각	0.4											0.4	0.0			
					재 활 용	176.5	17.4	128.3		18.9	0.3				0.1		3.0	0.7			7.8
					해역배출	11.6											11.6				
		일반산업단지	군산 일반산업단지	발 생 량		407.6	28.4	180.6	34.0	10.5	8.9	0.0	0.0	0.1	0.2	6.9	108.0	12.1	0.0	0.0	17.9
				처리방법	매 립	69.9		1.6	30.7	10.5	5.6				0.2		13.0	3.8		0.0	4.5
					소 각	8.3									0.0			8.3			
					재 활 용	323.8	28.4	179.0	3.3		3.3			0.1	0.0	6.9	89.4				13.4
					해역배출	5.6											5.6				
		농공단지	서수농공단지	발 생 량		0.0	0.0	0.0	0.0	0.0	0.0	0.0	0.0	0.0	0.0	0.0	0.0	0.0	0.0	0.0	0.0
				처리방법	매 립	0.0															
					소 각	0.0															
					재 활 용	0.0									0.0						
					해역배출	0.0															
		농공단지	성산농공단지	발 생 량		0.0	0.0	0.0	0.0	0.0	0.0	0.0	0.0	0.0	0.0	0.0	0.0	0.0	0.0	0.0	0.0
				처리방법	매 립	0.0															
					소 각	0.0															
					재 활 용	0.0															
					해역배출	0.0															
		농공단지	옥구농공단지	발 생 량		0.0	0.0	0.0	0.0	0.0	0.0	0.0	0.0	0.0	0.0	0.0	0.0	0.0	0.0	0.0	0.0
				처리방법	매 립	0.0															
					소 각	0.0															
					재 활 용	0.0															
					해역배출	0.0															
		자유무역지역	군산자유무역지역	발 생 량		1.1	1.0	0.0	0.0	0.0	0.0	0.0	0.0	0.0	0.0	0.0	0.1	0.0	0.0	0.0	0.0
				처리방법	매 립	0.3	0.2										0.1				
					소 각	0.0															
					재 활 용	0.8	0.8			0.0							0.0				
					해역배출	0.0															
	익산시	소계		발 생 량		296.1	0.0	77.0	17.7	2.4	0.0	0.1	0.0	0.0	0.0	47.3	7.8	57.0	0.0	0.0	86.8
				처리방법	매 립	40.3	0.0	9.7	6.3	2.2	0.0	0.0	0.0	0.0	0.0	4.7	4.9	12.5	0.0	0.0	0.0
					소 각	0.0	0.0	0.0	0.0	0.0	0.0	0.0	0.0	0.0	0.0	0.0	0.0	0.0	0.0	0.0	0.0
					재 활 용	255.8	0.0	67.3	11.4	0.2	0.0	0.1	0.0	0.0	0.0	42.6	2.9	44.5	0.0	0.0	86.8
					해역배출	0.0	0.0	0.0	0.0	0.0	0.0	0.0	0.0	0.0	0.0	0.0	0.0	0.0	0.0	0.0	0.0

(단위:톤/일)

구분		산업단지구분		발생량 및 처리현황		총계	가 연 성													
시도	시군구	단지유형	산업단지명				소계	폐지류	폐목재류	폐합성고분자화합물				유기성오니류				동식물성 폐잔재물	폐식용유	기타
										폐섬유류	폐합성 수지	폐합성 고무	폐피혁	폐수처리오니	공정오니	정수처리오니	하수처리오니			
전북	익산시	일반	익산 일반산업단지	발 생 량		381.0	84.9	0.0	46.1	0.2	13.3	0.0	0.0	20.2	0.1	0.0	0.0	4.8	0.1	0.1
				처리방법	매 립	45.3	5.0				0.8			4.1	0.1					
					소 각	10.1	10.1			0.2	9.8									0.1
					재 활 용	319.3	63.5		46.1		2.7			9.8				4.8	0.1	
					해역배출	6.3	6.3							6.3						
	정읍시	소계		발 생 량		272.5	156.1	0.0	1.4	0.0	26.3	0.3	0.0	52.3	0.0	0.0	0.0	75.6	0.0	0.2
				처리방법	매 립	37.8	0.3	0.0	0.0	0.0	0.0	0.0	0.0	0.3	0.0	0.0	0.0	0.0	0.0	0.0
					소 각	23.1	23.1	0.0	0.0	0.0	22.6	0.3	0.0	0.0	0.0	0.0	0.0	0.0	0.0	0.2
					재 활 용	195.3	116.4	0.0	1.4	0.0	3.7	0.0	0.0	35.7	0.0	0.0	0.0	75.6	0.0	0.0
					해역배출	16.3	16.3	0.0	0.0	0.0	0.0	0.0	0.0	16.3	0.0	0.0	0.0	0.0	0.0	0.0
		일반	정읍제1	발 생 량		110.2	53.9	0.0	0.0	0.0	20.5	0.0	0.0	33.4	0.0	0.0	0.0	0.0	0.0	0.0
				처리방법	매 립	33.4	0.0													
					소 각	20.5	20.5				20.5									
					재 활 용	56.3	33.4							33.4						
					해역배출	0.0	0.0													
		일반	정읍제2	발 생 량		40.2	2.6	0.0	0.7	0.0	0.5	0.0	0.0	0.2	0.0	0.0	0.0	1.0	0.0	0.2
				처리방법	매 립	3.5	0.2							0.2						
					소 각	0.6	0.6		0.0		0.4									0.2
					재 활 용	36.1	1.8		0.7		0.1							1.0		
					해역배출	0.0	0.0													
		일반	정읍제3	발 생 량		109.5	87.0	0.0	0.7	0.0	3.8	0.0	0.0	16.4	0.0	0.0	0.0	66.1	0.0	0.0
				처리방법	매 립	0.9	0.1							0.1						
					소 각	1.2	1.2				1.2									
					재 활 용	91.1	69.4		0.7		2.6							66.1		
					해역배출	16.3	16.3							16.3						
		농공	고부	발 생 량		2.4	2.4	0.0	0.0	0.0	0.4	0.0	0.0	0.6	0.0	0.0	0.0	1.4	0.0	0.0
				처리방법	매 립	0.0	0.0													
					소 각	0.4	0.4				0.4									
					재 활 용	2.0	2.0							0.6				1.4		
					해역배출	0.0	0.0													
		농공	북면	발 생 량		0.6	0.6	0.0	0.0	0.0	0.0	0.3	0.0	0.3	0.0	0.0	0.0	0.0	0.0	0.0
				처리방법	매 립	0.0	0.0													
					소 각	0.3	0.3				0.0	0.3								
					재 활 용	0.3	0.3							0.3						
					해역배출	0.0	0.0													
		농공	신태인	발 생 량		1.8	1.8	0.0	0.0	0.0	0.1	0.0	0.0	1.2	0.0	0.0	0.0	0.5	0.0	0.0
				처리방법	매 립	0.0	0.0													
					소 각	0.1	0.1				0.1									
					재 활 용	1.7	1.7				0.0			1.2				0.5		
					해역배출	0.0	0.0													
		농공	신용전문	발 생 량		7.8	7.8	0.0	0.0	0.0	1.0	0.0	0.0	0.2	0.0	0.0	0.0	6.6	0.0	0.0
				처리방법	매 립	0.0	0.0													
					소 각	0.0	0.0													
					재 활 용	7.8	7.8				1.0			0.2				6.6		
					해역배출	0.0	0.0													
	무주군	소계		발 생 량		2.5	1.7	0.0	0.0	0.0	0.3	0.0	0.0	1.4	0.0	0.0	0.0	0.0	0.0	0.0
				처리방법	매 립	0.1	0.0	0.0	0.0	0.0	0.0	0.0	0.0	0.0	0.0	0.0	0.0	0.0	0.0	0.0
					소 각	0.0	0.0	0.0	0.0	0.0	0.0	0.0	0.0	0.0	0.0	0.0	0.0	0.0	0.0	0.0
					재 활 용	1.0	0.3	0.0	0.0	0.0	0.3	0.0	0.0	0.0	0.0	0.0	0.0	0.0	0.0	0.0
					해역배출	1.4	1.4	0.0	0.0	0.0	0.0	0.0	0.0	1.4	0.0	0.0	0.0	0.0	0.0	0.0

(단위:톤/일)

구분		산업단지구분		발생량 및 처리현황	불 연 성															
시도	시군구	단지유형	산업단지명		소계	광재류	연소재	소각재	분진류	폐주물사 모래류	폐금속류	폐석회 석고류	폐촉매	폐흡착재 폐흡수재	유리· 도자기편류	무기성오니류				기타
																폐수처리 오니	공정오니	정수처리 오니	하수처리 오니	
전북	익산시	일반	익산 일반산업단지	발 생 량	296.1	0.0	77.0	17.7	2.4	0.0	0.1	0.0	0.0	0.0	47.3	7.8	57.0	0.0	0.0	86.8
				처리방법 매 립	40.3		9.7	6.3	2.2						4.7	4.9	12.5			
				처리방법 소 각	0.0															
				처리방법 재 활 용	255.8		67.3	11.4	0.2		0.1				42.6	2.9	44.5			86.8
				처리방법 해역배출	0.0															
	정읍시	소계		발 생 량	116.4	5.4	0.0	36.6	4.8	0.0	0.0	0.0	0.0	0.1	7.3	39.0	2.1	0.0	0.0	21.1
				처리방법 매 립	37.5	0.0	0.0	21.9	0.0	0.0	0.0	0.0	0.0	0.0	0.0	2.4	0.3	0.0	0.0	12.9
				처리방법 소 각	0.0	0.0	0.0	0.0	0.0	0.0	0.0	0.0	0.0	0.0	0.0	0.0	0.0	0.0	0.0	0.0
				처리방법 재 활 용	78.9	5.4	0.0	14.7	4.8	0.0	0.0	0.0	0.0	0.1	7.3	36.6	1.8	0.0	0.0	8.2
				처리방법 해역배출	0.0	0.0	0.0	0.0	0.0	0.0	0.0	0.0	0.0	0.0	0.0	0.0	0.0	0.0	0.0	0.0
		일반	정읍제1	발 생 량	56.3	0.0	0.0	35.1	0.0	0.0	0.0	0.0	0.0	0.0	0.0	0.1	0.0	0.0	0.0	21.1
				처리방법 매 립	33.4			20.4								0.1				12.9
				처리방법 소 각	0.0															
				처리방법 재 활 용	22.9			14.7	0.0											8.2
				처리방법 해역배출	0.0															
		일반	정읍제2	발 생 량	37.6	0.0	0.0	0.7	0.0	0.0	0.0	0.0	0.0	0.0	7.3	29.3	0.3	0.0	0.0	0.0
				처리방법 매 립	3.3			0.7								2.3	0.3			
				처리방법 소 각	0.0															
				처리방법 재 활 용	34.3										7.3	27.0				
				처리방법 해역배출	0.0															
		일반	정읍제3	발 생 량	22.5	5.4	0.0	0.8	4.8	0.0	0.0	0.0	0.0	0.1	0.0	9.6	1.8	0.0	0.0	0.0
				처리방법 매 립	0.8			0.8	0.0											
				처리방법 소 각	0.0															
				처리방법 재 활 용	21.7	5.4			4.8					0.1		9.6	1.8			
				처리방법 해역배출	0.0															
		농공	고부	발 생 량	0.0	0.0	0.0	0.0	0.0	0.0	0.0	0.0	0.0	0.0	0.0	0.0	0.0	0.0	0.0	0.0
				처리방법 매 립	0.0															
				처리방법 소 각	0.0															
				처리방법 재 활 용	0.0															
				처리방법 해역배출	0.0															
		농공	북면	발 생 량	0.0	0.0	0.0	0.0	0.0	0.0	0.0	0.0	0.0	0.0	0.0	0.0	0.0	0.0	0.0	0.0
				처리방법 매 립	0.0															
				처리방법 소 각	0.0															
				처리방법 재 활 용	0.0															
				처리방법 해역배출	0.0															
		농공	신태인	발 생 량	0.0	0.0	0.0	0.0	0.0	0.0	0.0	0.0	0.0	0.0	0.0	0.0	0.0	0.0	0.0	0.0
				처리방법 매 립	0.0															
				처리방법 소 각	0.0															
				처리방법 재 활 용	0.0															
				처리방법 해역배출	0.0															
		농공	신용전문	발 생 량	0.0	0.0	0.0	0.0	0.0	0.0	0.0	0.0	0.0	0.0	0.0	0.0	0.0	0.0	0.0	0.0
				처리방법 매 립	0.0															
				처리방법 소 각	0.0															
				처리방법 재 활 용	0.0															
				처리방법 해역배출	0.0															
	무주군	소계		발 생 량	0.8	0.0	0.0	0.0	0.0	0.0	0.0	0.0	0.0	0.0	0.7	0.1	0.0	0.0	0.0	0.0
				처리방법 매 립	0.1	0.0	0.0	0.0	0.0	0.0	0.0	0.0	0.0	0.0	0.0	0.1	0.0	0.0	0.0	0.0
				처리방법 소 각	0.0	0.0	0.0	0.0	0.0	0.0	0.0	0.0	0.0	0.0	0.0	0.0	0.0	0.0	0.0	0.0
				처리방법 재 활 용	0.7	0.0	0.0	0.0	0.0	0.0	0.0	0.0	0.0	0.0	0.7	0.0	0.0	0.0	0.0	0.0
				처리방법 해역배출	0.0	0.0	0.0	0.0	0.0	0.0	0.0	0.0	0.0	0.0	0.0	0.0	0.0	0.0	0.0	0.0

(단위:톤/일)

구분		산업단지구분		발생량 및 처리현황		총계	가 연 성													
							소계	폐지류	폐목재류	폐합성고분자화합물				유기성오니류				동식물성 폐잔재물	폐식용유	기타
시도	시군구	단지유형	산업단지명							폐섬유류	폐합성 수지	폐합성 고무	폐피혁	폐수처리오니	공정오니	정수처리오니	하수처리오니			
전북	무주군	농공단지	무주	발 생 량		2.5	1.7	0.0	0.0	0.0	0.3	0.0	0.0	1.4	0.0	0.0	0.0	0.0	0.0	0.0
				처리방법	매 립	0.1	0.0													
					소 각	0.0	0.0													
					재 활 용	1.0	0.3				0.3									
					해역배출	1.4	1.4							1.4						
	임실군	소계		발 생 량		13.4	9.5	0.0	0.1	0.0	2.4	0.0	0.0	4.5	0.0	0.0	0.0	2.5	0.0	0.0
				처리방법	매 립	0.8	0.0	0.0	0.0	0.0	0.0	0.0	0.0	0.0	0.0	0.0	0.0	0.0	0.0	0.0
					소 각	1.7	1.7	0.0	0.0	0.0	0.8	0.0	0.0	0.0	0.0	0.0	0.0	0.9	0.0	0.0
					재 활 용	8.5	5.4	0.0	0.1	0.0	1.6	0.0	0.0	2.1	0.0	0.0	0.0	1.6	0.0	0.0
					해역배출	2.4	2.4	0.0	0.0	0.0	0.0	0.0	0.0	2.4	0.0	0.0	0.0	0.0	0.0	0.0
		농공단지	신평농공단지	발 생 량		8.0	7.8	0.0	0.0	0.0	2.2	0.0	0.0	4.5	0.0	0.0	0.0	1.1	0.0	0.0
				처리방법	매 립	0.2	0.0													
					소 각	1.5	1.5				0.6							0.9		
					재 활 용	3.9	3.9				1.6			2.1				0.2		
					해역배출	2.4	2.4							2.4						
		농공단지	오수농공단지	발 생 량		1.4	1.4	0.0	0.0	0.0	0.0	0.0	0.0	0.0	0.0	0.0	0.0	1.4	0.0	0.0
				처리방법	매 립	0.0	0.0													
					소 각	0.0	0.0													
					재 활 용	1.4	1.4											1.4		
					해역배출	0.0	0.0													
		농공단지	임실농공단지	발 생 량		4.0	0.3	0.0	0.1	0.0	0.2	0.0	0.0	0.0	0.0	0.0	0.0	0.0	0.0	0.0
				처리방법	매 립	0.6	0.0													
					소 각	0.2	0.2				0.2									
					재 활 용	3.2	0.1		0.1											
					해역배출	0.0	0.0													
전남	소계			발 생 량		20,451.9	673.2	0.4	27.7	0.4	159.1	9.0	0.0	186.9	237.5	0.0	0.9	44.6	0.8	5.9
				처리방법	매 립	160.9	43.9	0.0	0.0	0.2	5.3	0.1	0.0	16.9	16.7	0.0	0.0	0.1	0.0	4.6
					소 각	324.8	307.4	0.4	0.8	0.2	61.3	0.9	0.0	44.9	198.8	0.0	0.0	0.0	0.0	0.1
					재 활 용	19,889.3	245.4	0.0	26.9	0.0	92.5	8.0	0.0	52.3	22.0	0.0	0.9	40.9	0.8	1.1
					해역배출	76.9	76.5	0.0	0.0	0.0	0.0	0.0	0.0	72.8	0.0	0.0	0.0	3.6	0.0	0.1
	목포시	소계		발 생 량		38.4	34.9	0.0	0.0	0.0	2.0	0.0	0.0	3.2	0.0	0.0	0.0	28.9	0.8	0.0
				처리방법	매 립	2.7	0.0	0.0	0.0	0.0	0.0	0.0	0.0	0.0	0.0	0.0	0.0	0.0	0.0	0.0
					소 각	2.0	2.0	0.0	0.0	0.0	2.0	0.0	0.0	0.0	0.0	0.0	0.0	0.0	0.0	0.0
					재 활 용	30.5	29.7	0.0	0.0	0.0	0.0	0.0	0.0	0.0	0.0	0.0	0.0	28.9	0.8	0.0
					해역배출	3.2	3.2	0.0	0.0	0.0	0.0	0.0	0.0	3.2	0.0	0.0	0.0	0.0	0.0	0.0
		농공단지	산정농공단지	발 생 량		35.4	34.1	0.0	0.0	0.0	1.2	0.0	0.0	3.2	0.0	0.0	0.0	28.9	0.8	0.0
				처리방법	매 립	0.5	0.0													
					소 각	1.2	1.2				1.2									
					재 활 용	30.5	29.7											28.9	0.8	
					해역배출	3.2	3.2							3.2						
		일반산업단지	삽진 일반산업단지	발 생 량		3.0	0.8	0.0	0.0	0.0	0.8	0.0	0.0	0.0	0.0	0.0	0.0	0.0	0.0	0.0
				처리방법	매 립	2.2	0.0													
					소 각	0.8	0.8				0.8									
					재 활 용	0.0	0.0													
					해역배출	0.0	0.0													
	여수시	소계		발 생 량		2,143.3	331.4	0.0	14.1	0.1	104.8	1.7	0.0	155.0	47.8	0.0	0.0	2.8	0.0	5.1
				처리방법	매 립	42.0	35.6	0.0	0.0	0.1	5.3	0.0	0.0	10.0	15.6	0.0	0.0	0.1	0.0	4.5
					소 각	75.4	74.3	0.0	0.3	0.0	27.2	0.9	0.0	33.5	12.3	0.0	0.0	0.0	0.0	0.1
					재 활 용	1,956.2	151.8	0.0	13.8	0.0	72.3	0.8	0.0	41.9	19.9	0.0	0.0	2.7	0.0	0.4
					해역배출	69.7	69.7	0.0	0.0	0.0	0.0	0.0	0.0	69.6	0.0	0.0	0.0	0.0	0.0	0.1

(단위:톤/일)

구분		산업단지구분		발생량 및 처리현황	불 연 성															
시도	시군구	단지유형	산업단지명		소계	광재류	연소재	소각재	분진류	폐주물사 모래류	폐금속류	폐석회 석고류	폐촉매	폐흡착재 폐흡수재	유리· 도자기편류	무기성오니류				기타
																폐수처리 오니	공정오니	정수처리 오니	하수처리 오니	
전북	무주군	농공단지	무주	발 생 량	0.8	0.0	0.0	0.0	0.0	0.0	0.0	0.0	0.0	0.0	0.7	0.1	0.0	0.0	0.0	0.0
				처리방법 매 립	0.1											0.1				
				처리방법 소 각	0.0															
				처리방법 재 활 용	0.7										0.7					
				처리방법 해역배출	0.0															
	임실군	소계		발 생 량	3.9	0.0	0.0	0.0	0.0	0.0	0.0	0.0	0.0	0.1	0.1	0.5	3.2	0.0	0.0	0.0
				처리방법 매 립	0.8	0.0	0.0	0.0	0.0	0.0	0.0	0.0	0.0	0.1	0.1	0.5	0.1	0.0	0.0	0.0
				처리방법 소 각	0.0	0.0	0.0	0.0	0.0	0.0	0.0	0.0	0.0	0.0	0.0	0.0	0.0	0.0	0.0	0.0
				처리방법 재 활 용	3.1	0.0	0.0	0.0	0.0	0.0	0.0	0.0	0.0	0.0	0.0	0.0	3.1	0.0	0.0	0.0
				처리방법 해역배출	0.0	0.0	0.0	0.0	0.0	0.0	0.0	0.0	0.0	0.0	0.0	0.0	0.0	0.0	0.0	0.0
		농공단지	신평농공단지	발 생 량	0.2	0.0	0.0	0.0	0.0	0.0	0.0	0.0	0.0	0.1	0.1	0.0	0.0	0.0	0.0	0.0
				처리방법 매 립	0.2									0.1	0.1					
				처리방법 소 각	0.0															
				처리방법 재 활 용	0.0															
				처리방법 해역배출	0.0															
		농공단지	오수농공단지	발 생 량	0.0	0.0	0.0	0.0	0.0	0.0	0.0	0.0	0.0	0.0	0.0	0.0	0.0	0.0	0.0	0.0
				처리방법 매 립	0.0															
				처리방법 소 각	0.0															
				처리방법 재 활 용	0.0															
				처리방법 해역배출	0.0															
		농공단지	임실농공단지	발 생 량	3.7	0.0	0.0	0.0	0.0	0.0	0.0	0.0	0.0	0.0	0.0	0.5	3.2	0.0	0.0	0.0
				처리방법 매 립	0.6											0.5	0.1			
				처리방법 소 각	0.0															
				처리방법 재 활 용	3.1												3.1			
				처리방법 해역배출	0.0															
전남	소계			발 생 량	19,778.7	18.2	1,136.9	120.6	2,074.0	7.5	1,279.6	343.3	31.0	22.1	0.8	156.3	1,956.6	5.0	0.0	12,626.8
				처리방법 매 립	117.0	1.3	-21.4	64.6	21.1	7.5	1.8	-141.2	8.8	19.6	0.4	86.9	24.0	4.8	0.0	38.8
				처리방법 소 각	17.4	0.0	0.0	0.0	0.0	0.0	0.0	0.0	0.3	0.0	0.0	0.6	0.1	0.2	0.0	16.2
				처리방법 재 활 용	19,643.9	16.9	1,158.3	56.0	2,052.9	0.0	1,277.8	484.5	21.9	2.5	0.4	68.4	1,932.5	0.0	0.0	12,571.8
				처리방법 해역배출	0.4	0.0	0.0	0.0	0.0	0.0	0.0	0.0	0.0	0.0	0.0	0.4	0.0	0.0	0.0	0.0
	목포시	소계		발 생 량	3.5	0.0	0.0	0.0	0.0	2.0	0.0	0.5	0.0	0.0	0.3	0.5	0.0	0.0	0.0	0.2
				처리방법 매 립	2.7	0.0	0.0	0.0	0.0	2.0	0.0	0.0	0.0	0.0	0.0	0.5	0.0	0.0	0.0	0.2
				처리방법 소 각	0.0	0.0	0.0	0.0	0.0	0.0	0.0	0.0	0.0	0.0	0.0	0.0	0.0	0.0	0.0	0.0
				처리방법 재 활 용	0.8	0.0	0.0	0.0	0.0	0.0	0.0	0.5	0.0	0.0	0.3	0.0	0.0	0.0	0.0	0.0
				처리방법 해역배출	0.0	0.0	0.0	0.0	0.0	0.0	0.0	0.0	0.0	0.0	0.0	0.0	0.0	0.0	0.0	0.0
		농공단지	산정농공단지	발 생 량	1.3	0.0	0.0	0.0	0.0	0.0	0.0	0.5	0.0	0.0	0.3	0.5	0.0	0.0	0.0	0.0
				처리방법 매 립	0.5											0.5				
				처리방법 소 각	0.0															
				처리방법 재 활 용	0.8							0.5			0.3					
				처리방법 해역배출	0.0															
		일반산업단지	삽진 일반산업단지	발 생 량	2.2	0.0	0.0	0.0	0.0	2.0	0.0	0.0	0.0	0.0	0.0	0.0	0.0	0.0	0.0	0.2
				처리방법 매 립	2.2					2.0										0.2
				처리방법 소 각	0.0															
				처리방법 재 활 용	0.0															
				처리방법 해역배출	0.0															
	여수시	소계		발 생 량	1,811.9	12.9	1,136.9	39.6	26.7	5.4	0.1	342.7	31.0	10.3	0.5	125.0	24.9	5.0	0.0	50.9
				처리방법 매 립	6.4	0.4	-21.4	39.6	6.7	5.4	0.1	-141.3	8.8	7.9	0.4	56.7	24.0	4.8	0.0	14.3
				처리방법 소 각	1.1	0.0	0.0	0.0	0.0	0.0	0.0	0.0	0.3	0.0	0.0	0.5	0.1	0.2	0.0	0.0
				처리방법 재 활 용	1,804.4	12.5	1,158.3	0.0	20.0	0.0	0.0	484.0	21.9	2.4	0.1	67.8	0.8	0.0	0.0	36.6
				처리방법 해역배출	0.0	0.0	0.0	0.0	0.0	0.0	0.0	0.0	0.0	0.0	0.0	0.0	0.0	0.0	0.0	0.0

(단위:톤/일)

구분		산업단지구분		발생량 및 처리현황		총계	가연성													
시도	시군구	단지유형	산업단지명				소계	폐지류	폐목재류	폐합성고분자화합물				유기성오니류				동식물성 폐잔재물	폐식용유	기타
										폐섬유류	폐합성 수지	폐합성 고무	폐피혁	폐수처리오니	공정오니	정수처리오니	하수처리오니			
전남	여수시	국가산업단지	여수	발생량		2,133.4	321.6	0.0	14.0	0.1	102.8	1.7	0.0	150.4	47.8	0.0	0.0	0.0	0.0	4.8
				처리방법	매립	41.5	35.2			0.1	5.3			10.0	15.6					4.2
					소각	74.7	73.6		0.2		26.6	0.9		33.5	12.3					0.1
					재활용	1,951.6	147.2		13.8		70.9	0.8		41.4	19.9					0.4
					해역배출	65.6	65.6							65.5						0.1
		일반산업단지	여수오천	발생량		3.2	3.2	0.0	0.0	0.0	0.2	0.0	0.0	0.0	0.0	0.0	0.0	2.8	0.0	0.2
				처리방법	매립	0.3	0.3											0.1		0.2
					소각	0.2	0.2				0.2									
					재활용	2.7	2.7											2.7		
					해역배출	0.0	0.0													
		농공단지	화양	발생량		6.7	6.6	0.0	0.1	0.0	1.8	0.0	0.0	4.6	0.0	0.0	0.0	0.0	0.0	0.1
				처리방법	매립	0.2	0.1													0.1
					소각	0.5	0.5		0.1		0.4									
					재활용	1.9	1.9				1.4			0.5						
					해역배출	4.1	4.1							4.1						
	순천시	소계		발생량		16.6	9.1	0.0	0.4	0.0	1.4	0.0	0.0	0.0	0.0	0.0	0.0	7.2	0.0	0.1
				처리방법	매립	7.4	0.1	0.0	0.0	0.0	0.0	0.0	0.0	0.0	0.0	0.0	0.0	0.0	0.0	0.1
					소각	0.7	0.7	0.0	0.0	0.0	0.7	0.0	0.0	0.0	0.0	0.0	0.0	0.0	0.0	0.0
					재활용	4.9	4.7	0.0	0.4	0.0	0.7	0.0	0.0	0.0	0.0	0.0	0.0	3.6	0.0	0.0
					해역배출	3.6	3.6	0.0	0.0	0.0	0.0	0.0	0.0	0.0	0.0	0.0	0.0	3.6	0.0	0.0
		일반	순천 일반산업단지	발생량		16.3	9.0	0.0	0.4	0.0	1.3	0.0	0.0	0.0	0.0	0.0	0.0	7.2	0.0	0.1
				처리방법	매립	7.2	0.1							0.0						0.1
					소각	0.7	0.7		0.0		0.7	0.0								
					재활용	4.8	4.6		0.4		0.6							3.6		
					해역배출	3.6	3.6											3.6		
		일반	순천 해룡일반산업단지	발생량		0.1	0.1	0.0	0.0	0.0	0.1	0.0	0.0	0.0	0.0	0.0	0.0	0.0	0.0	0.0
				처리방법	매립	0.0	0.0													
					소각	0.0	0.0													
					재활용	0.1	0.1				0.1									
					해역배출	0.0	0.0													
		농공	순천 주암농공단지	발생량		0.2	0.0	0.0	0.0	0.0	0.0	0.0	0.0	0.0	0.0	0.0	0.0	0.0	0.0	0.0
				처리방법	매립	0.2	0.0													
					소각	0.0	0.0													
					재활용	0.0	0.0													
					해역배출	0.0	0.0													
	나주시	소계		발생량		13.6	11.8	0.4	0.4	0.0	2.9	0.2	0.0	1.5	0.0	0.0	0.0	5.7	0.0	0.7
				처리방법	매립	0.5	0.0	0.0	0.0	0.0	0.0	0.0	0.0	0.0	0.0	0.0	0.0	0.0	0.0	0.0
					소각	2.4	2.4	0.4	0.0	0.0	2.0	0.0	0.0	0.0	0.0	0.0	0.0	0.0	0.0	0.0
					재활용	10.7	9.4	0.0	0.4	0.0	0.9	0.2	0.0	1.5	0.0	0.0	0.0	5.7	0.0	0.7
					해역배출	0.0	0.0	0.0	0.0	0.0	0.0	0.0	0.0	0.0	0.0	0.0	0.0	0.0	0.0	0.0
		일반	나주문평 일반산업단지	발생량		2.7	2.2	0.2	0.2	0.0	1.3	0.0	0.0	0.3	0.0	0.0	0.0	0.0	0.0	0.2
				처리방법	매립	0.1	0.0													
					소각	1.2	1.2	0.2			1.0									
					재활용	1.4	1.0		0.2		0.3			0.3						0.2
					해역배출	0.0	0.0													
		농공	동수오량 농공단지	발생량		9.2	8.1	0.1	0.1	0.0	1.0	0.1	0.0	0.9	0.0	0.0	0.0	5.5	0.0	0.4
				처리방법	매립	0.2	0.0													
					소각	0.7	0.7	0.1			0.6									
					재활용	8.3	7.4		0.1		0.4	0.1		0.9				5.5		0.4
					해역배출	0.0	0.0													

(단위:톤/일)

구분		산업단지구분		발생량 및 처리현황	불 연 성															
시도	시군구	단지유형	산업단지명		소계	광재류	연소재	소각재	분진류	폐주물사 모래류	폐금속류	폐석회 석고류	폐촉매	폐흡착재 폐흡수재	유리· 도자기편류	무기성오니류				기타
																폐수처리 오니	공정오니	정수처리 오니	하수처리 오니	
전남	여수시	국가산업단지	여수	발 생 량	1,811.8	12.9	1,136.9	39.6	26.6	5.4	0.1	342.7	31.0	10.3	0.5	125.0	24.9	5.0	0.0	50.9
				처리방법 매 립	6.3	0.4	-21.4	39.6	6.6	5.4	0.1	-141.3	8.8	7.9	0.4	56.7	24.0	4.8		14.3
				처리방법 소 각	1.1								0.3			0.5	0.1	0.2		
				처리방법 재 활 용	1,804.4	12.5	1,158.3		20.0			484.0	21.9	2.4	0.1	67.8	0.8			36.6
				처리방법 해역배출	0.0															
		일반산업단지	여수오천	발 생 량	0.0	0.0	0.0	0.0	0.0	0.0	0.0	0.0	0.0	0.0	0.0	0.0	0.0	0.0	0.0	0.0
				처리방법 매 립	0.0															
				처리방법 소 각	0.0															
				처리방법 재 활 용	0.0															
				처리방법 해역배출	0.0															
		농공단지	화양	발 생 량	0.1	0.0	0.0	0.0	0.1	0.0	0.0	0.0	0.0	0.0	0.0	0.0	0.0	0.0	0.0	0.0
				처리방법 매 립	0.1				0.1											
				처리방법 소 각	0.0															
				처리방법 재 활 용	0.0															
				처리방법 해역배출	0.0															
	순천시	소계		발 생 량	7.5	0.4	0.0	0.0	0.2	0.0	0.9	0.0	0.0	0.0	0.0	6.0	0.0	0.0	0.0	0.0
				처리방법 매 립	7.3	0.2	0.0	0.0	0.2	0.0	0.9	0.0	0.0	0.0	0.0	6.0	0.0	0.0	0.0	0.0
				처리방법 소 각	0.0	0.0	0.0	0.0	0.0	0.0	0.0	0.0	0.0	0.0	0.0	0.0	0.0	0.0	0.0	0.0
				처리방법 재 활 용	0.2	0.2	0.0	0.0	0.0	0.0	0.0	0.0	0.0	0.0	0.0	0.0	0.0	0.0	0.0	0.0
				처리방법 해역배출	0.0	0.0	0.0	0.0	0.0	0.0	0.0	0.0	0.0	0.0	0.0	0.0	0.0	0.0	0.0	0.0
		일반	순천 일반산업단지	발 생 량	7.3	0.4	0.0	0.0	0.0	0.0	0.9	0.0	0.0	0.0	0.0	6.0	0.0	0.0	0.0	0.0
				처리방법 매 립	7.1	0.2			0.0		0.9				0.0	6.0				
				처리방법 소 각	0.0															
				처리방법 재 활 용	0.2	0.2								0.0						
				처리방법 해역배출	0.0															
		일반	순천 해룡일반산업단지	발 생 량	0.0	0.0	0.0	0.0	0.0	0.0	0.0	0.0	0.0	0.0	0.0	0.0	0.0	0.0	0.0	0.0
				처리방법 매 립	0.0															
				처리방법 소 각	0.0															
				처리방법 재 활 용	0.0															
				처리방법 해역배출	0.0															
		농공	순천 주암농공단지	발 생 량	0.2	0.0	0.0	0.0	0.2	0.0	0.0	0.0	0.0	0.0	0.0	0.0	0.0	0.0	0.0	0.0
				처리방법 매 립	0.2				0.2											
				처리방법 소 각	0.0															
				처리방법 재 활 용	0.0															
				처리방법 해역배출	0.0															
	나주시	소계		발 생 량	1.8	0.0	0.0	0.0	0.5	0.0	0.3	0.0	0.0	0.0	0.0	0.6	0.4	0.0	0.0	0.0
				처리방법 매 립	0.5	0.0	0.0	0.0	0.5	0.0	0.0	0.0	0.0	0.0	0.0	0.0	0.0	0.0	0.0	0.0
				처리방법 소 각	0.0	0.0	0.0	0.0	0.0	0.0	0.0	0.0	0.0	0.0	0.0	0.0	0.0	0.0	0.0	0.0
				처리방법 재 활 용	1.3	0.0	0.0	0.0	0.0	0.0	0.3	0.0	0.0	0.0	0.0	0.6	0.4	0.0	0.0	0.0
				처리방법 해역배출	0.0	0.0	0.0	0.0	0.0	0.0	0.0	0.0	0.0	0.0	0.0	0.0	0.0	0.0	0.0	0.0
		일반	나주문평 일반산업단지	발 생 량	0.5	0.0	0.0	0.0	0.1	0.0	0.1	0.0	0.0	0.0	0.0	0.2	0.1	0.0	0.0	0.0
				처리방법 매 립	0.1				0.1											
				처리방법 소 각	0.0															
				처리방법 재 활 용	0.4						0.1					0.2	0.1			
				처리방법 해역배출	0.0															
		농공	동수오량 농공단지	발 생 량	1.1	0.0	0.0	0.0	0.2	0.0	0.2	0.0	0.0	0.0	0.0	0.4	0.3	0.0	0.0	0.0
				처리방법 매 립	0.2				0.2											
				처리방법 소 각	0.0															
				처리방법 재 활 용	0.9						0.2					0.4	0.3			
				처리방법 해역배출	0.0															

(단위:톤/일)

구분		산업단지구분		발생량 및 처리현황		총계	가 연 성													
시도	시군구	단지유형	산업단지명				소계	폐지류	폐목재류	폐합성고분자화합물				유기성오니류				동식물성 폐잔재물	폐식용유	기타
										폐섬유류	폐합성 수지	폐합성 고무	폐피혁	폐수처리오니	공정오니	정수처리오니	하수처리오니			
전남	나주시	일반	나주미래산단	발생량		0.0	0.0	0.0	0.0	0.0	0.0	0.0	0.0	0.0	0.0	0.0	0.0	0.0	0.0	0.0
				처리방법	매 립	0.0	0.0													
					소 각	0.0	0.0	0.0												
					재 활 용	0.0	0.0				0.0							0.0		
					해역배출	0.0	0.0													
		일반	나주일반산단	발생량		0.8	0.7	0.0	0.0	0.0	0.3	0.0	0.0	0.2	0.0	0.0	0.0	0.2	0.0	0.0
				처리방법	매 립	0.1	0.0													
					소 각	0.2	0.2	0.0			0.2									
					재 활 용	0.5	0.5				0.1			0.2				0.2		
					해역배출	0.0	0.0													
		농공	나주노안 농공단지	발생량		0.9	0.8	0.1	0.1	0.0	0.3	0.1	0.0	0.1	0.0	0.0	0.0	0.0	0.0	0.1
				처리방법	매 립	0.1	0.0													
					소 각	0.3	0.3	0.1			0.2									
					재 활 용	0.5	0.5		0.1		0.1	0.1		0.1				0.0		0.1
					해역배출	0.0	0.0													
		농공	나주봉황 농공단지	발생량		0.0	0.0	0.0	0.0	0.0	0.0	0.0	0.0	0.0	0.0	0.0	0.0	0.0	0.0	0.0
				처리방법	매 립	0.0	0.0													
					소 각	0.0	0.0	0.0												
					재 활 용	0.0	0.0				0.0							0.0		
					해역배출	0.0	0.0													
	광양시	소계		발생량		17,206.2	31.3	0.0	8.7	0.1	7.9	5.6	0.0	9.0	0.0	0.0	0.0	0.0	0.0	0.0
				처리방법	매 립	73.1	0.1	0.0	0.0	0.0	0.0	0.1	0.0	0.0	0.0	0.0	0.0	0.0	0.0	0.0
					소 각	17.6	1.3	0.0	0.4	0.1	0.7	0.0	0.0	0.1	0.0	0.0	0.0	0.0	0.0	0.0
					재 활 용	17,115.1	29.9	0.0	8.3	0.0	7.2	5.5	0.0	8.9	0.0	0.0	0.0	0.0	0.0	0.0
					해역배출	0.4	0.0	0.0	0.0	0.0	0.0	0.0	0.0	0.0	0.0	0.0	0.0	0.0	0.0	0.0
		국가산업단지	광양 국가산업단지	발생량		17,206.2	31.3	0.0	8.7	0.1	7.9	5.6	0.0	9.0	0.0	0.0	0.0	0.0	0.0	0.0
				처리방법	매 립	73.1	0.1					0.1								
					소 각	17.6	1.3		0.4	0.1	0.7			0.1						
					재 활 용	17,115.1	29.9		8.3		7.2	5.5		8.9						
					해역배출	0.4	0.0													
	화순군	소계		발생량		2.1	1.4	0.0	0.0	0.0	0.2	1.2	0.0	0.0	0.0	0.0	0.0	0.0	0.0	0.0
				처리방법	매 립	0.4	0.0	0.0	0.0	0.0	0.0	0.0	0.0	0.0	0.0	0.0	0.0	0.0	0.0	0.0
					소 각	0.2	0.2	0.0	0.0	0.0	0.2	0.0	0.0	0.0	0.0	0.0	0.0	0.0	0.0	0.0
					재 활 용	1.5	1.2	0.0	0.0	0.0	0.0	1.2	0.0	0.0	0.0	0.0	0.0	0.0	0.0	0.0
					해역배출	0.0	0.0	0.0	0.0	0.0	0.0	0.0	0.0	0.0	0.0	0.0	0.0	0.0	0.0	0.0
		농공단지	능주도곡동면 이양농공단지	발생량		2.1	1.4	0.0	0.0	0.0	0.2	1.2	0.0	0.0	0.0	0.0	0.0	0.0	0.0	0.0
				처리방법	매 립	0.4	0.0													
					소 각	0.2	0.2				0.2									
					재 활 용	1.5	1.2					1.2								
					해역배출	0.0	0.0													
	영암군	소계		발생량		1,024.5	252.7	0.0	4.1	0.2	39.3	0.3	0.0	18.2	189.7	0.0	0.9	0.0	0.0	0.0
				처리방법	매 립	34.6	8.1	0.0	0.0	0.1	0.0	0.0	0.0	6.9	1.1	0.0	0.0	0.0	0.0	0.0
					소 각	225.9	225.9	0.0	0.1	0.1	27.9	0.0	0.0	11.3	186.5	0.0	0.0	0.0	0.0	0.0
					재 활 용	764.0	18.7	0.0	4.0	0.0	11.4	0.3	0.0	0.0	2.1	0.0	0.9	0.0	0.0	0.0
					해역배출	0.0	0.0	0.0	0.0	0.0	0.0	0.0	0.0	0.0	0.0	0.0	0.0	0.0	0.0	0.0
		국가	대불	발생량		1,024.5	252.7	0.0	4.1	0.2	39.3	0.3	0.0	18.2	189.7	0.0	0.9	0.0	0.0	0.0
				처리방법	매 립	34.6	8.1			0.1				6.9	1.1					
					소 각	225.9	225.9		0.1	0.1	27.9			11.3	186.5					
					재 활 용	764.0	18.7		4.0		11.4	0.3			2.1		0.9			
					해역배출	0.0	0.0													

(단위:톤/일)

구분		산업단지구분		발생량 및 처리현황		불 연 성															
시도	시군구	단지유형	산업단지명			소계	광재류	연소재	소각재	분진류	폐주물사 모래류	폐금속류	폐석회 석고류	폐촉매	폐흡착재 폐흡수재	유리· 도자기편류	무기성오니류				기타
																	폐수처리 오니	공정오니	정수처리 오니	하수처리 오니	
전남	나주시	일반	나주미래산단	발 생 량		0.0	0.0	0.0	0.0	0.0	0.0	0.0	0.0	0.0	0.0	0.0	0.0	0.0	0.0	0.0	0.0
				처리방법	매 립	0.0															
					소 각	0.0															
					재 활 용	0.0															
					해역배출	0.0															
		일반	나주일반산단	발 생 량		0.1	0.0	0.0	0.0	0.1	0.0	0.0	0.0	0.0	0.0	0.0	0.0	0.0	0.0	0.0	0.0
				처리방법	매 립	0.1				0.1											
					소 각	0.0															
					재 활 용	0.0															
					해역배출	0.0															
		농공	나주노안 농공단지	발 생 량		0.1	0.0	0.0	0.0	0.1	0.0	0.0	0.0	0.0	0.0	0.0	0.0	0.0	0.0	0.0	0.0
				처리방법	매 립	0.1				0.1											
					소 각	0.0															
					재 활 용	0.0															
					해역배출	0.0															
		농공	나주봉황 농공단지	발 생 량		0.0	0.0	0.0	0.0	0.0	0.0	0.0	0.0	0.0	0.0	0.0	0.0	0.0	0.0	0.0	0.0
				처리방법	매 립	0.0															
					소 각	0.0															
					재 활 용	0.0															
					해역배출	0.0															
	광양시	소계		발 생 량		17,174.9	0.7	0.0	26.8	2,033.8	0.1	1,260.0	0.0	0.0	11.8	0.0	15.6	1,284.0	0.0	0.0	12,542.1
				처리방법	매 립	73.0	0.7	0.0	24.7	11.9	0.1	0.2	0.0	0.0	11.7	0.0	15.1	0.0	0.0	0.0	8.6
					소 각	16.3	0.0	0.0	0.0	0.0	0.0	0.0	0.0	0.0	0.0	0.0	0.1	0.0	0.0	0.0	16.2
					재 활 용	17,085.2	0.0	0.0	2.1	2,021.9	0.0	1,259.8	0.0	0.0	0.1	0.0	0.0	1,284.0	0.0	0.0	12,517.3
					해역배출	0.4	0.0	0.0	0.0	0.0	0.0	0.0	0.0	0.0	0.0	0.0	0.4	0.0	0.0	0.0	0.0
		국가산업단지	광양 국가산업단지	발 생 량		17,174.9	0.7	0.0	26.8	2,033.8	0.1	1,260.0	0.0	0.0	11.8	0.0	15.6	1,284.0	0.0	0.0	12,542.1
				처리방법	매 립	73.0	0.7		24.7	11.9	0.1	0.2			11.7		15.1				8.6
					소 각	16.3											0.1				16.2
					재 활 용	17,085.2			2.1	2,021.9		1,259.8			0.1			1,284.0			12,517.3
					해역배출	0.4											0.4				
	화순군	소계		발 생 량		0.7	0.3	0.0	0.0	0.4	0.0	0.0	0.0	0.0	0.0	0.0	0.0	0.0	0.0	0.0	0.0
				처리방법	매 립	0.4	0.0	0.0	0.0	0.4	0.0	0.0	0.0	0.0	0.0	0.0	0.0	0.0	0.0	0.0	0.0
					소 각	0.0	0.0	0.0	0.0	0.0	0.0	0.0	0.0	0.0	0.0	0.0	0.0	0.0	0.0	0.0	0.0
					재 활 용	0.3	0.3	0.0	0.0	0.0	0.0	0.0	0.0	0.0	0.0	0.0	0.0	0.0	0.0	0.0	0.0
					해역배출	0.0	0.0	0.0	0.0	0.0	0.0	0.0	0.0	0.0	0.0	0.0	0.0	0.0	0.0	0.0	0.0
		농공단지	능주도곡동면 이양농공단지	발 생 량		0.7	0.3	0.0	0.0	0.4	0.0	0.0	0.0	0.0	0.0	0.0	0.0	0.0	0.0	0.0	0.0
				처리방법	매 립	0.4				0.4											
					소 각	0.0															
					재 활 용	0.3	0.3														
					해역배출	0.0															
	영암군	소계		발 생 량		771.8	3.9	0.0	54.1	12.4	0.0	18.3	0.1	0.0	0.0	0.0	8.5	647.3	0.0	0.0	27.2
				처리방법	매 립	26.5	0.0	0.0	0.2	1.4	0.0	0.6	0.1	0.0	0.0	0.0	8.5	0.0	0.0	0.0	15.7
					소 각	0.0	0.0	0.0	0.0	0.0	0.0	0.0	0.0	0.0	0.0	0.0	0.0	0.0	0.0	0.0	0.0
					재 활 용	745.3	3.9	0.0	53.9	11.0	0.0	17.7	0.0	0.0	0.0	0.0	0.0	647.3	0.0	0.0	11.5
					해역배출	0.0	0.0	0.0	0.0	0.0	0.0	0.0	0.0	0.0	0.0	0.0	0.0	0.0	0.0	0.0	0.0
		국가	대불	발 생 량		771.8	3.9	0.0	54.1	12.4	0.0	18.3	0.1	0.0	0.0	0.0	8.5	647.3	0.0	0.0	27.2
				처리방법	매 립	26.5			0.2	1.4		0.6	0.1				8.5				15.7
					소 각	0.0															
					재 활 용	745.3	3.9		53.9	11.0		17.7						647.3			11.5
					해역배출	0.0															

(단위:톤/일)

구분		산업단지구분		발생량 및 처리현황		총계	가연성													
시도	시군구	단지유형	산업단지명				소계	폐지류	폐목재류	폐합성고분자화합물				유기성오니류				동식물성 폐잔재물	폐식용유	기타
										폐섬유류	폐합성 수지	폐합성 고무	폐피혁	폐수처리오니	공정오니	정수처리오니	하수처리오니			
전남	함평군	소계		발생량		6.7	0.1	0.0	0.0	0.0	0.1	0.0	0.0	0.0	0.0	0.0	0.0	0.0	0.0	0.0
				처리방법	매립	0.2	0.0	0.0	0.0	0.0	0.0	0.0	0.0	0.0	0.0	0.0	0.0	0.0	0.0	0.0
					소각	0.1	0.1	0.0	0.0	0.0	0.1	0.0	0.0	0.0	0.0	0.0	0.0	0.0	0.0	0.0
					재활용	6.4	0.0	0.0	0.0	0.0	0.0	0.0	0.0	0.0	0.0	0.0	0.0	0.0	0.0	0.0
					해역배출	0.0	0.0	0.0	0.0	0.0	0.0	0.0	0.0	0.0	0.0	0.0	0.0	0.0	0.0	0.0
		농공단지	함평농공단지	발생량		6.5	0.0	0.0	0.0	0.0	0.0	0.0	0.0	0.0	0.0	0.0	0.0	0.0	0.0	0.0
				처리방법	매립	0.1	0.0													
					소각	0.0	0.0													
					재활용	6.4	0.0													
					해역배출	0.0	0.0													
	함평군	농공단지	학교농공단지	발생량		0.2	0.1	0.0	0.0	0.0	0.1	0.0	0.0	0.0	0.0	0.0	0.0	0.0	0.0	0.0
				처리방법	매립	0.1	0.0													
					소각	0.1	0.1				0.1									
					재활용	0.0	0.0													
					해역배출	0.0	0.0													
	완도군	소계		발생량		0.5	0.5	0.0	0.0	0.0	0.5	0.0	0.0	0.0	0.0	0.0	0.0	0.0	0.0	0.0
				처리방법	매립	0.0	0.0	0.0	0.0	0.0	0.0	0.0	0.0	0.0	0.0	0.0	0.0	0.0	0.0	0.0
					소각	0.5	0.5	0.0	0.0	0.0	0.5	0.0	0.0	0.0	0.0	0.0	0.0	0.0	0.0	0.0
					재활용	0.0	0.0	0.0	0.0	0.0	0.0	0.0	0.0	0.0	0.0	0.0	0.0	0.0	0.0	0.0
					해역배출	0.0	0.0	0.0	0.0	0.0	0.0	0.0	0.0	0.0	0.0	0.0	0.0	0.0	0.0	0.0
		농공	완도축청 농공단지	발생량		0.5	0.5	0.0	0.0	0.0	0.5	0.0	0.0	0.0	0.0	0.0	0.0	0.0	0.0	0.0
				처리방법	매립	0.0	0.0													
					소각	0.5	0.5				0.5									
					재활용	0.0	0.0													
					해역배출	0.0	0.0													
경북	소계			발생량		11,566.9	2,209.2	3.0	36.2	25.9	558.0	11.8	0.0	868.5	1.2	0.0	145.7	548.3	0.1	10.5
				처리방법	매립	3,874.8	1,299.9	0.0	0.0	0.3	119.6	0.0	0.0	608.7	1.2	0.0	41.2	527.3	0.0	1.6
					소각	303.6	298.1	0.0	1.7	0.6	111.9	2.1	0.0	72.2	0.0	0.0	104.5	0.0	0.0	5.1
					재활용	7,242.6	543.9	3.0	34.5	25.0	326.5	9.7	0.0	122.1	0.0	0.0	0.0	19.2	0.1	3.8
					해역배출	145.9	67.3	0.0	0.0	0.0	0.0	0.0	0.0	65.5	0.0	0.0	0.0	1.8	0.0	0.0
	포항시	소계		발생량		8,065.5	242.6	0.0	17.3	0.6	143.5	7.9	0.0	71.8	0.0	0.0	0.0	0.6	0.0	0.9
				처리방법	매립	1,925.9	0.6	0.0	0.0	0.3	0.3	0.0	0.0	0.0	0.0	0.0	0.0	0.0	0.0	0.0
					소각	136.2	130.7	0.0	1.5	0.0	55.3	2.0	0.0	71.8	0.0	0.0	0.0	0.0	0.0	0.1
					재활용	5,925.2	111.3	0.0	15.8	0.3	87.9	5.9	0.0	0.0	0.0	0.0	0.0	0.6	0.0	0.8
					해역배출	78.2	0.0	0.0	0.0	0.0	0.0	0.0	0.0	0.0	0.0	0.0	0.0	0.0	0.0	0.0
		국가	포항 국가산업단지	발생량		7,094.5	235.3	0.0	16.1	0.6	138.5	7.9	0.0	71.8	0.0	0.0	0.0	0.3	0.0	0.1
				처리방법	매립	1,830.6	0.3	0.0	0.0	0.3	0.0	0.0	0.0	0.0	0.0	0.0	0.0	0.0	0.0	0.0
					소각	131.6	126.6	0.0	1.5	0.0	51.2	2.0	0.0	71.8	0.0	0.0	0.0	0.0	0.0	0.1
					재활용	5,054.1	108.4	0.0	14.6	0.3	87.3	5.9	0.0	0.0	0.0	0.0	0.0	0.3	0.0	0.0
					해역배출	78.2	0.0	0.0	0.0	0.0	0.0	0.0	0.0	0.0	0.0	0.0	0.0	0.0	0.0	0.0
		일반	포항 제4일반산업단지	발생량		963.9	5.7	0.0	1.0	0.0	4.4	0.0	0.0	0.0	0.0	0.0	0.0	0.3	0.0	0.0
				처리방법	매립	91.8	0.3				0.3									
					소각	3.6	3.6				3.6									
					재활용	868.5	1.8		1.0		0.5							0.3		
					해역배출	0.0	0.0													
		일반	영일만 2일반산업단지	발생량		2.7	0.7	0.0	0.2	0.0	0.5	0.0	0.0	0.0	0.0	0.0	0.0	0.0	0.0	0.0
				처리방법	매립	1.5	0.0													
					소각	0.9	0.4				0.4									
					재활용	0.3	0.3		0.2		0.1									
					해역배출	0.0	0.0													

(단위:톤/일)

구분		산업단지구분		발생량 및 처리현황		불 연 성															
시도	시군구	단지유형	산업단지명			소계	광재류	연소재	소각재	분진류	폐주물사 모래류	폐금속류	폐석회 석고류	폐촉매	폐흡착재 폐흡수재	유리· 도자기편류	무기성오니류				기타
																	폐수처리 오니	공정오니	정수처리 오니	하수처리 오니	
전남	함평군	소계		발 생 량		6.6	0.0	0.0	0.1	0.0	0.0	0.0	0.0	0.0	0.0	0.0	0.1	0.0	0.0	0.0	6.4
				처리방법	매 립	0.2	0.0	0.0	0.1	0.0	0.0	0.0	0.0	0.0	0.0	0.0	0.1	0.0	0.0	0.0	0.0
					소 각	0.0	0.0	0.0	0.0	0.0	0.0	0.0	0.0	0.0	0.0	0.0	0.0	0.0	0.0	0.0	0.0
					재 활 용	6.4	0.0	0.0	0.0	0.0	0.0	0.0	0.0	0.0	0.0	0.0	0.0	0.0	0.0	0.0	6.4
					해역배출	0.0	0.0	0.0	0.0	0.0	0.0	0.0	0.0	0.0	0.0	0.0	0.0	0.0	0.0	0.0	0.0
		농공단지	함평농공단지	발 생 량		6.5	0.0	0.0	0.1	0.0	0.0	0.0	0.0	0.0	0.0	0.0	0.0	0.0	0.0	0.0	6.4
				처리방법	매 립	0.1			0.1												
					소 각	0.0															
					재 활 용	6.4															6.4
					해역배출	0.0															
	함평군	농공단지	학교농공단지	발 생 량		0.1	0.0	0.0	0.0	0.0	0.0	0.0	0.0	0.0	0.0	0.0	0.1	0.0	0.0	0.0	0.0
				처리방법	매 립	0.1											0.1				
					소 각	0.0															
					재 활 용	0.0															
					해역배출	0.0															
	완도군	소계		발 생 량		0.0	0.0	0.0	0.0	0.0	0.0	0.0	0.0	0.0	0.0	0.0	0.0	0.0	0.0	0.0	0.0
				처리방법	매 립	0.0	0.0	0.0	0.0	0.0	0.0	0.0	0.0	0.0	0.0	0.0	0.0	0.0	0.0	0.0	0.0
					소 각	0.0	0.0	0.0	0.0	0.0	0.0	0.0	0.0	0.0	0.0	0.0	0.0	0.0	0.0	0.0	0.0
					재 활 용	0.0	0.0	0.0	0.0	0.0	0.0	0.0	0.0	0.0	0.0	0.0	0.0	0.0	0.0	0.0	0.0
					해역배출	0.0	0.0	0.0	0.0	0.0	0.0	0.0	0.0	0.0	0.0	0.0	0.0	0.0	0.0	0.0	0.0
		농공	완도축청 농공단지	발 생 량		0.0	0.0	0.0	0.0	0.0	0.0	0.0	0.0	0.0	0.0	0.0	0.0	0.0	0.0	0.0	0.0
				처리방법	매 립	0.0															0.0
					소 각	0.0															
					재 활 용	0.0															
					해역배출	0.0															
경북	소계			발 생 량		9,357.7	2,093.7	206.7	158.5	801.3	718.6	743.1	1.6	0.5	3.6	519.5	2,628.1	794.7	0.0	0.8	687.0
				처리방법	매 립	2,574.9	1,365.7	0.0	131.6	89.0	109.2	0.0	1.6	0.5	1.7	51.9	383.6	96.1	0.0	0.8	343.2
					소 각	5.5	0.0	0.0	0.0	0.0	0.0	0.0	0.0	0.0	0.0	0.0	0.0	0.0	0.0	0.0	5.5
					재활용	6,698.7	728.0	206.7	26.9	712.3	531.2	743.1	0.0	0.0	1.9	467.6	2,244.5	698.6	0.0	0.0	337.9
					해역배출	78.6	0.0	0.0	0.0	0.0	78.2	0.0	0.0	0.0	0.0	0.0	0.0	0.0	0.0	0.0	0.4
	포항시	소계		발 생 량		7,822.9	1,823.0	0.0	44.6	733.4	221.3	725.2	0.0	0.0	1.0	460.0	2,375.9	783.6	0.0	0.8	654.1
				처리방법	매 립	1,925.3	1,101.3	0.0	17.7	83.8	48.4	0.0	0.0	0.0	0.5	11.3	227.0	93.8	0.0	0.8	340.7
					소 각	5.5	0.0	0.0	0.0	0.0	0.0	0.0	0.0	0.0	0.0	0.0	0.0	0.0	0.0	0.0	5.5
					재 활 용	5,813.9	721.7	0.0	26.9	649.6	94.7	725.2	0.0	0.0	0.5	448.7	2,148.9	689.8	0.0	0.0	307.9
					해역배출	78.2	0.0	0.0	0.0	0.0	78.2	0.0	0.0	0.0	0.0	0.0	0.0	0.0	0.0	0.0	0.0
		국가	포항 국가산업단지	발 생 량		6,859.2	1,133.1	0.0	44.6	718.5	177.6	725.2	0.0	0.0	0.9	458.8	2,355.8	597.6	0.0	0.8	646.3
				처리방법	매 립	1,830.3	1,076.6	0.0	17.7	80.3	4.7	0.0	0.0	0.0	0.5	10.1	210.5	90.3	0.0	0.8	338.8
					소 각	5.0	0.0	0.0	0.0	0.0	0.0	0.0	0.0	0.0	0.0	0.0	0.0	0.0	0.0	0.0	5.0
					재활용	4,945.7	56.5	0.0	26.9	638.2	94.7	725.2	0.0	0.0	0.4	448.7	2,145.3	507.3	0.0	0.0	302.5
					해역배출	78.2	0.0	0.0	0.0	0.0	78.2	0.0	0.0	0.0	0.0	0.0	0.0	0.0	0.0	0.0	0.0
		일반	포항 제4일반산업단지	발 생 량		958.2	689.7	0.0	0.0	14.6	42.5	0.0	0.0	0.0	0.1	1.1	20.1	186.0	0.0	0.0	4.1
				처리방법	매 립	91.5	24.5			3.2	42.5					1.1	16.5	3.5			0.2
					소 각	0.0															
					재활용	866.7	665.2			11.4					0.1		3.6	182.5			3.9
					해역배출	0.0															
		일반	영일만 2일반산업단지	발 생 량		2.0	0.1	0.0	0.0	0.2	0.1	0.0	0.0	0.0	0.0	0.1	0.0	0.0	0.0	0.0	1.5
				처리방법	매 립	1.5	0.1			0.2	0.1					0.1					1.0
					소 각	0.5															0.5
					재활용	0.0															0.0
					해역배출	0.0															

(단위:톤/일)

구분		산업단지구분		발생량 및 처리현황		총계	가 연 성													
시도	시군구	단지유형	산업단지명				소계	폐지류	폐목재류	폐합성고분자화합물				유기성오니류				동식물성 폐잔재물	폐식용유	기타
										폐섬유류	폐합성 수지	폐합성 고무	폐피혁	폐수처리오니	공정오니	정수처리오니	하수처리오니			
경북	포항시	농공	청하농공단지	발 생 량		3.6	0.1	0.0	0.0	0.0	0.1	0.0	0.0	0.0	0.0	0.0	0.0	0.0	0.0	0.0
				처리방법	매 립	2.0	0.0													
					소 각	0.1	0.1				0.1									
					재 활 용	1.5	0.0													
					해역배출	0.0	0.0													
		일반	광명 일반산업단지	발 생 량		0.8	0.8	0.0	0.0	0.0	0.0	0.0	0.0	0.0	0.0	0.0	0.0	0.0	0.0	0.8
				처리방법	매 립	0.0	0.0													
					소 각	0.0	0.0													
					재 활 용	0.8	0.8													0.8
					해역배출	0.0	0.0													
	경주시	소계		발 생 량		346.0	39.9	0.0	1.3	0.3	37.5	0.2	0.0	0.0	0.0	0.0	0.0	0.2	0.0	0.4
				처리방법	매 립	265.2	0.0	0.0	0.0	0.0	0.0	0.0	0.0	0.0	0.0	0.0	0.0	0.0	0.0	0.0
					소 각	3.6	3.6	0.0	0.0	0.0	3.6	0.0	0.0	0.0	0.0	0.0	0.0	0.0	0.0	0.0
					재 활 용	77.2	36.3	0.0	1.3	0.3	33.9	0.2	0.0	0.0	0.0	0.0	0.0	0.2	0.0	0.4
					해역배출	0.0	0.0	0.0	0.0	0.0	0.0	0.0	0.0	0.0	0.0	0.0	0.0	0.0	0.0	0.0
		일반	건천제1	발 생 량		4.5	1.9	0.0	0.3	0.0	1.5	0.0	0.0	0.0	0.0	0.0	0.0	0.0	0.0	0.1
				처리방법	매 립	0.4	0.0													
					소 각	0.1	0.1				0.1									
					재 활 용	4.0	1.8		0.3		1.4									0.1
					해역배출	0.0	0.0													
		일반	문산	발 생 량		14.6	6.8	0.0	0.1	0.0	6.5	0.0	0.0	0.0	0.0	0.0	0.0	0.0	0.0	0.2
				처리방법	매 립	1.4	0.0													
					소 각	1.2	1.2				1.2									
					재 활 용	12.0	5.6		0.1		5.3									0.2
					해역배출	0.0	0.0													
		일반	석계	발 생 량		11.8	5.8	0.0	0.9	0.0	4.7	0.1	0.0	0.0	0.0	0.0	0.0	0.0	0.0	0.1
				처리방법	매 립	0.3	0.0													
					소 각	0.0	0.0													
					재 활 용	11.5	5.8		0.9		4.7	0.1								0.1
					해역배출	0.0	0.0													
		일반	석계2	발 생 량		4.5	3.9	0.0	0.0	0.0	3.9	0.0	0.0	0.0	0.0	0.0	0.0	0.0	0.0	0.0
				처리방법	매 립	0.6	0.0													
					소 각	0.2	0.2				0.2									
					재 활 용	3.7	3.7				3.7									
					해역배출	0.0	0.0													
		일반	외동	발 생 량		12.8	8.5	0.0	0.0	0.0	8.2	0.1	0.0	0.0	0.0	0.0	0.0	0.2	0.0	0.0
				처리방법	매 립	0.7	0.0													
					소 각	1.5	1.5				1.5									
					재 활 용	10.6	7.0				6.7	0.1						0.2		
					해역배출	0.0	0.0													
		일반	외동2	발 생 량		9.6	5.6	0.0	0.0	0.0	5.6	0.0	0.0	0.0	0.0	0.0	0.0	0.0	0.0	0.0
				처리방법	매 립	0.2	0.0													
					소 각	0.6	0.6				0.6									
					재 활 용	8.8	5.0				5.0									
					해역배출	0.0	0.0													
		일반	천북	발 생 량		285.9	5.7	0.0	0.0	0.3	5.4	0.0	0.0	0.0	0.0	0.0	0.0	0.0	0.0	0.0
				처리방법	매 립	261.6	0.0													
					소 각	0.0	0.0													
					재 활 용	24.3	5.7			0.3	5.4									
					해역배출	0.0	0.0													

(단위:톤/일)

구분		산업단지구분		발생량 및 처리현황		불 연 성															
시도	시군구	단지유형	산업단지명			소계	광재류	연소재	소각재	분진류	폐주물사 모래류	폐금속류	폐석회 석고류	폐촉매	폐흡착재 폐흡수재	유리·도자기편류	무기성오니류				기타
																	폐수처리 오니	공정오니	정수처리 오니	하수처리 오니	
경북	포항시	농공	청하농공단지	발 생 량		3.5	0.1	0.0	0.0	0.1	1.1	0.0	0.0	0.0	0.0	0.0	0.0	0.0	0.0	0.0	2.2
				처리방법	매 립	2.0	0.1			0.1	1.1										0.7
					소 각	0.0															
					재활용	1.5															1.5
					해역배출	0.0															
		일반	광명 일반산업단지	발 생 량		0.0	0.0	0.0	0.0	0.0	0.0	0.0	0.0	0.0	0.0	0.0	0.0	0.0	0.0	0.0	0.0
				처리방법	매 립	0.0															
					소 각	0.0															
					재활용	0.0															0.0
					해역배출	0.0															
	경주시	소계		발 생 량		306.1	260.9	0.0	0.0	1.7	2.9	16.6	0.0	0.0	0.0	1.0	1.8	6.8	0.0	0.0	14.4
				처리방법	매 립	265.2	260.4	0.0	0.0	1.7	1.2	0.0	0.0	0.0	0.0	0.1	1.8	0.0	0.0	0.0	0.0
					소 각	0.0	0.0	0.0	0.0	0.0	0.0	0.0	0.0	0.0	0.0	0.0	0.0	0.0	0.0	0.0	0.0
					재 활 용	40.9	0.5	0.0	0.0	0.0	1.7	16.6	0.0	0.0	0.0	0.9	0.0	6.8	0.0	0.0	14.4
					해역배출	0.0	0.0	0.0	0.0	0.0	0.0	0.0	0.0	0.0	0.0	0.0	0.0	0.0	0.0	0.0	0.0
		일반	건천제1	발 생 량		2.6	0.0	0.0	0.0	0.2	0.0	0.0	0.0	0.0	0.0	0.0	0.2	1.1	0.0	0.0	1.1
				처리방법	매 립	0.4				0.2							0.2				
					소 각	0.0															
					재활용	2.2												1.1			1.1
					해역배출	0.0															
		일반	문산	발 생 량		7.8	0.3	0.0	0.0	0.1	0.0	2.9	0.0	0.0	0.0	0.0	1.3	0.0	0.0	0.0	3.2
				처리방법	매 립	1.4				0.1							1.3				
					소 각	0.0															
					재활용	6.4	0.3					2.9									3.2
					해역배출	0.0															
		일반	석계	발 생 량		6.0	0.0	0.0	0.0	0.3	0.0	0.0	0.0	0.0	0.0	0.9	0.0	0.0	0.0	0.0	4.8
				처리방법	매 립	0.3				0.3											
					소 각	0.0															
					재활용	5.7										0.9					4.8
					해역배출	0.0															
		일반	석계2	발 생 량		0.6	0.1	0.0	0.0	0.5	0.0	0.0	0.0	0.0	0.0	0.0	0.0	0.0	0.0	0.0	0.0
				처리방법	매 립	0.6	0.1			0.5											
					소 각	0.0															
					재활용	0.0															0.0
					해역배출	0.0															
		일반	외동	발 생 량		4.3	0.2	0.0	0.0	0.3	0.0	0.0	0.0	0.0	0.0	0.1	0.3	1.8	0.0	0.0	1.6
				처리방법	매 립	0.7				0.3						0.1	0.3				
					소 각	0.0															
					재활용	3.6	0.2											1.8			1.6
					해역배출	0.0															
		일반	외동2	발 생 량		4.0	0.0	0.0	0.0	0.2	0.0	0.0	0.0	0.0	0.0	0.0	0.0	2.7	0.0	0.0	1.1
				처리방법	매 립	0.2				0.2											
					소 각	0.0															
					재활용	3.8												2.7			1.1
					해역배출	0.0															
		일반	천북	발 생 량		280.2	260.3	0.0	0.0	0.1	2.9	13.7	0.0	0.0	0.0	0.0	0.0	0.6	0.0	0.0	2.6
				처리방법	매 립	261.6	260.3			0.1	1.2										
					소 각	0.0															
					재활용	18.6					1.7	13.7						0.6			2.6
					해역배출	0.0															

(단위:톤/일)

구분		산업단지구분		발생량 및 처리현황		총계	가 연 성													
시도	시군구	단지유형	산업단지명				소계	폐지류	폐목재류	폐합성고분자화합물				유기성오니류				동식물성 폐잔재물	폐식용유	기타
										폐섬유류	폐합성 수지	폐합성 고무	폐피혁	폐수처리오니	공정오니	정수처리오니	하수처리오니			
경북	경주시	일반	화산	발 생 량		0.9	0.9	0.0	0.0	0.0	0.9	0.0	0.0	0.0	0.0	0.0	0.0	0.0	0.0	0.0
				처리방법	매 립	0.0	0.0													
					소 각	0.0	0.0													
					재 활 용	0.9	0.9				0.9									
					해역배출	0.0	0.0													
		농공단지	서면	발 생 량		0.3	0.3	0.0	0.0	0.0	0.3	0.0	0.0	0.0	0.0	0.0	0.0	0.0	0.0	0.0
				처리방법	매 립	0.0	0.0													
					소 각	0.0	0.0													
					재 활 용	0.3	0.3				0.3									
					해역배출	0.0	0.0													
		농공단지	외동	발 생 량		1.1	0.5	0.0	0.0	0.0	0.5	0.0	0.0	0.0	0.0	0.0	0.0	0.0	0.0	0.0
				처리방법	매 립	0.0	0.0													
					소 각	0.0	0.0													
					재 활 용	1.1	0.5				0.5									
					해역배출	0.0	0.0													
	김천시	소계		발 생 량		223.4	184.4	0.0	2.0	0.8	57.1	0.0	0.0	113.6	0.0	0.0	0.0	4.7	0.0	6.2
				처리방법	매 립	37.2	6.2	0.0	0.0	0.0	0.3	0.0	0.0	3.6	0.0	0.0	0.0	1.2	0.0	1.1
					소 각	11.6	11.6	0.0	0.0	0.0	6.6	0.0	0.0	0.0	0.0	0.0	0.0	0.0	0.0	5.0
					재 활 용	162.6	154.6	0.0	2.0	0.8	50.2	0.0	0.0	98.0	0.0	0.0	0.0	3.5	0.0	0.1
					해역배출	12.0	12.0	0.0	0.0	0.0	0.0	0.0	0.0	12.0	0.0	0.0	0.0	0.0	0.0	0.0
		일반산업단지	김천 일반산업단지	발 생 량		221.4	183.5	0.0	2.0	0.8	56.2	0.0	0.0	113.6	0.0	0.0	0.0	4.7	0.0	6.2
				처리방법	매 립	35.8	5.9							3.6				1.2		1.1
					소 각	11.0	11.0				6.0									5.0
					재 활 용	162.6	154.6		2.0	0.8	50.2			98.0				3.5		0.1
					해역배출	12.0	12.0							12.0						
		농공단지	대광농공단지	발 생 량		0.6	0.5	0.0	0.0	0.0	0.5	0.0	0.0	0.0	0.0	0.0	0.0	0.0	0.0	0.0
				처리방법	매 립	0.1	0.0													
					소 각	0.5	0.5				0.5									
					재 활 용	0.0	0.0													
					해역배출	0.0	0.0													
		농공단지	아포농공단지	발 생 량		0.4	0.2	0.0	0.0	0.0	0.2	0.0	0.0	0.0	0.0	0.0	0.0	0.0	0.0	0.0
				처리방법	매 립	0.4	0.2				0.2									
					소 각	0.0	0.0													
					재 활 용	0.0	0.0													
					해역배출	0.0	0.0													
		농공단지	감문농공단지	발 생 량		0.9	0.1	0.0	0.0	0.0	0.1	0.0	0.0	0.0	0.0	0.0	0.0	0.0	0.0	0.0
				처리방법	매 립	0.9	0.1				0.1									
					소 각	0.0	0.0													
					재 활 용	0.0	0.0													
					해역배출	0.0	0.0													
		농공단지	지례농공단지	발 생 량		0.1	0.1	0.0	0.0	0.0	0.1	0.0	0.0	0.0	0.0	0.0	0.0	0.0	0.0	0.0
				처리방법	매 립	0.0	0.0													
					소 각	0.1	0.1				0.1									
					재 활 용	0.0	0.0													
					해역배출	0.0	0.0													
	안동시	소계		발 생 량		4.0	4.0	0.0	0.0	0.0	0.0	0.0	0.0	0.8	0.0	0.0	0.0	0.7	0.0	2.5
				처리방법	매 립	0.8	0.8	0.0	0.0	0.0	0.0	0.0	0.0	0.8	0.0	0.0	0.0	0.0	0.0	0.0
					소 각	0.0	0.0	0.0	0.0	0.0	0.0	0.0	0.0	0.0	0.0	0.0	0.0	0.0	0.0	0.0
					재 활 용	3.2	3.2	0.0	0.0	0.0	0.0	0.0	0.0	0.0	0.0	0.0	0.0	0.7	0.0	2.5
					해역배출	0.0	0.0	0.0	0.0	0.0	0.0	0.0	0.0	0.0	0.0	0.0	0.0	0.0	0.0	0.0

(단위:톤/일)

구분		산업단지구분		발생량 및 처리현황		불 연 성															
시도	시군구	단지유형	산업단지명			소계	광재류	연소재	소각재	분진류	폐주물사 모래류	폐금속류	폐석회 석고류	폐촉매	폐흡착재 폐흡수재	유리· 도자기편류	무기성오니류				기타
																	폐수처리 오니	공정오니	정수처리 오니	하수처리 오니	
경북	경주시	일반	화산	발 생 량		0.0	0.0	0.0	0.0	0.0	0.0	0.0	0.0	0.0	0.0	0.0	0.0	0.0	0.0	0.0	0.0
				처리방법	매 립	0.0															
					소 각	0.0															
					재활용	0.0															0.0
					해역배출	0.0															
		농공단지	서면	발 생 량		0.0	0.0	0.0	0.0	0.0	0.0	0.0	0.0	0.0	0.0	0.0	0.0	0.0	0.0	0.0	0.0
				처리방법	매 립	0.0															
					소 각	0.0															
					재활용	0.0															0.0
					해역배출	0.0															
		농공단지	외동	발 생 량		0.6	0.0	0.0	0.0	0.0	0.0	0.0	0.0	0.0	0.0	0.0	0.0	0.6	0.0	0.0	0.0
				처리방법	매 립	0.0															
					소 각	0.0															
					재활용	0.6												0.6			
					해역배출	0.0															
	김천시	소계		발 생 량		39.0	3.1	0.0	0.0	1.6	3.0	0.0	0.0	0.0	0.3	29.5	1.5	0.0	0.0	0.0	0.0
				처리방법	매 립	31.0	3.1	0.0	0.0	1.2	3.0	0.0	0.0	0.0	0.1	22.1	1.5	0.0	0.0	0.0	0.0
					소 각	0.0	0.0	0.0	0.0	0.0	0.0	0.0	0.0	0.0	0.0	0.0	0.0	0.0	0.0	0.0	0.0
					재 활 용	8.0	0.0	0.0	0.0	0.4	0.0	0.0	0.0	0.0	0.2	7.4	0.0	0.0	0.0	0.0	0.0
					해역배출	0.0	0.0	0.0	0.0	0.0	0.0	0.0	0.0	0.0	0.0	0.0	0.0	0.0	0.0	0.0	0.0
		일반산업단지	김천 일반산업단지	발 생 량		37.9	2.2	0.0	0.0	1.6	3.0	0.0	0.0	0.0	0.3	29.4	1.4	0.0	0.0	0.0	0.0
				처리방법	매 립	29.9	2.2			1.2	3.0				0.1	22.0	1.4				
					소 각	0.0															
					재활용	8.0				0.4					0.2	7.4					0.0
					해역배출	0.0															
		농공단지	대광농공단지	발 생 량		0.1	0.0	0.0	0.0	0.0	0.0	0.0	0.0	0.0	0.0	0.0	0.1	0.0	0.0	0.0	0.0
				처리방법	매 립	0.1											0.1				
					소 각	0.0															
					재활용	0.0															0.0
					해역배출	0.0															
		농공단지	아포농공단지	발 생 량		0.2	0.1	0.0	0.0	0.0	0.0	0.0	0.0	0.0	0.0	0.1	0.0	0.0	0.0	0.0	0.0
				처리방법	매 립	0.2	0.1									0.1					
					소 각	0.0															
					재활용	0.0															0.0
					해역배출	0.0															
		농공단지	감문농공단지	발 생 량		0.8	0.8	0.0	0.0	0.0	0.0	0.0	0.0	0.0	0.0	0.0	0.0	0.0	0.0	0.0	0.0
				처리방법	매 립	0.8	0.8														
					소 각	0.0															
					재활용	0.0															0.0
					해역배출	0.0															
		농공단지	지례농공단지	발 생 량		0.0	0.0	0.0	0.0	0.0	0.0	0.0	0.0	0.0	0.0	0.0	0.0	0.0	0.0	0.0	0.0
				처리방법	매 립	0.0															
					소 각	0.0															
					재활용	0.0															0.0
					해역배출	0.0															
	안동시	소계		발 생 량		0.0	0.0	0.0	0.0	0.0	0.0	0.0	0.0	0.0	0.0	0.0	0.0	0.0	0.0	0.0	0.0
				처리방법	매 립	0.0	0.0	0.0	0.0	0.0	0.0	0.0	0.0	0.0	0.0	0.0	0.0	0.0	0.0	0.0	0.0
					소 각	0.0	0.0	0.0	0.0	0.0	0.0	0.0	0.0	0.0	0.0	0.0	0.0	0.0	0.0	0.0	0.0
					재 활 용	0.0	0.0	0.0	0.0	0.0	0.0	0.0	0.0	0.0	0.0	0.0	0.0	0.0	0.0	0.0	0.0
					해역배출	0.0	0.0	0.0	0.0	0.0	0.0	0.0	0.0	0.0	0.0	0.0	0.0	0.0	0.0	0.0	0.0

(단위:톤/일)

구분		산업단지구분		발생량 및 처리현황		총계	가 연 성													
시도	시군구	단지유형	산업단지명				소계	폐지류	폐목재류	폐합성고분자화합물				유기성오니류				동식물성 폐잔재물	폐식용유	기타
										폐섬유류	폐합성 수지	폐합성 고무	폐피혁	폐수처리오니	공정오니	정수처리오니	하수처리오니			
경북	안동시	일반산업단지	경북바이오 일반산업단지	발 생 량		4.0	4.0	0.0	0.0	0.0	0.0	0.0	0.0	0.8	0.0	0.0	0.0	0.7	0.0	2.5
				처리방법	매 립	0.8	0.8							0.8						
					소 각	0.0	0.0													
					재 활 용	3.2	3.2											0.7		2.5
					해역배출	0.0	0.0													
	구미시	소계		발 생 량		863.7	308.4	3.0	15.3	21.4	179.6	3.5	0.0	77.4	1.2	0.0	0.0	6.4	0.1	0.5
				처리방법	매 립	218.8	16.7	0.0	0.0	0.0	0.0	0.0	0.0	14.6	1.2	0.0	0.0	0.4	0.0	0.5
					소 각	32.1	32.1	0.0	0.2	0.5	30.9	0.1	0.0	0.4	0.0	0.0	0.0	0.0	0.0	0.0
					재 활 용	572.6	219.8	3.0	15.1	20.9	148.7	3.4	0.0	22.6	0.0	0.0	0.0	6.0	0.1	0.0
					해역배출	40.2	39.8	0.0	0.0	0.0	0.0	0.0	0.0	39.8	0.0	0.0	0.0	0.0	0.0	0.0
		국가공단	구미국가공단	발 생 량		830.5	306.3	3.0	14.4	21.4	178.4	3.5	0.0	77.4	1.2	0.0	0.0	6.4	0.1	0.5
				처리방법	매 립	216.3	16.7							14.6	1.2			0.4		0.5
					소 각	31.4	31.4		0.2	0.5	30.2	0.1		0.4						
					재 활 용	542.7	218.4	3.0	14.2	20.9	148.2	3.4		22.6				6.0	0.1	
					해역배출	40.1	39.8							39.8						
		외국인투자기업 전용산업단지	구미 외국인투자지역	발 생 량		33.2	2.1	0.0	0.9	0.0	1.2	0.0	0.0	0.0	0.0	0.0	0.0	0.0	0.0	0.0
				처리방법	매 립	2.5	0.0													
					소 각	0.7	0.7				0.7									
					재 활 용	29.9	1.4		0.9		0.5									
					해역배출	0.1	0.0													
	영천시	소계		발 생 량		20.2	5.1	0.0	0.0	0.0	1.7	0.2	0.0	1.4	0.0	0.0	0.0	1.8	0.0	0.0
				처리방법	매 립	3.7	1.4	0.0	0.0	0.0	0.0	0.0	0.0	1.4	0.0	0.0	0.0	0.0	0.0	0.0
					소 각	0.8	0.8	0.0	0.0	0.0	0.8	0.0	0.0	0.0	0.0	0.0	0.0	0.0	0.0	0.0
					재 활 용	13.9	1.1	0.0	0.0	0.0	0.9	0.2	0.0	0.0	0.0	0.0	0.0	0.0	0.0	0.0
					해역배출	1.8	1.8	0.0	0.0	0.0	0.0	0.0	0.0	0.0	0.0	0.0	0.0	1.8	0.0	0.0
		농공단지	북안농공단지	발 생 량		9.6	0.2	0.0	0.0	0.0	0.1	0.0	0.0	0.1	0.0	0.0	0.0	0.0	0.0	0.0
				처리방법	매 립	0.1	0.1							0.1						
					소 각	0.1	0.1				0.1									
					재 활 용	9.4	0.0													
					해역배출	0.0	0.0													
		농공단지	고경농공단지	발 생 량		2.0	2.0	0.0	0.0	0.0	0.7	0.0	0.0	1.3	0.0	0.0	0.0	0.0	0.0	0.0
				처리방법	매 립	1.3	1.3							1.3						
					소 각	0.7	0.7				0.7									
					재 활 용	0.0	0.0													
					해역배출	0.0	0.0													
		농공단지	화산농공단지	발 생 량		2.4	2.4	0.0	0.0	0.0	0.6	0.0	0.0	0.0	0.0	0.0	0.0	1.8	0.0	0.0
				처리방법	매 립	0.0	0.0													
					소 각	0.0	0.0				0.0									
					재 활 용	0.6	0.6				0.6									
					해역배출	1.8	1.8											1.8		
		농공단지	본촌농공단지	발 생 량		3.9	0.0	0.0	0.0	0.0	0.0	0.0	0.0	0.0	0.0	0.0	0.0	0.0	0.0	0.0
				처리방법	매 립	0.5	0.0													
					소 각	0.0	0.0													
					재 활 용	3.4	0.0													
					해역배출	0.0	0.0													
		농공단지	도남농공단지	발 생 량		2.3	0.5	0.0	0.0	0.0	0.3	0.2	0.0	0.0	0.0	0.0	0.0	0.0	0.0	0.0
				처리방법	매 립	1.8	0.0													
					소 각	0.0	0.0				0.0	0.0								
					재 활 용	0.5	0.5				0.3	0.2								
					해역배출	0.0	0.0													

(단위:톤/일)

구분		산업단지구분		발생량 및 처리현황	불 연 성															
시도	시군구	단지유형	산업단지명		소계	광재류	연소재	소각재	분진류	폐주물사 모래류	폐금속류	폐석회 석고류	폐촉매	폐흡착재 폐흡수재	유리·도자기편류	무기성오니류				기타
																폐수처리 오니	공정오니	정수처리 오니	하수처리 오니	
경북	안동시	일반산업단지	경북바이오 일반산업단지	발 생 량	0.0	0.0	0.0	0.0	0.0	0.0	0.0	0.0	0.0	0.0	0.0	0.0	0.0	0.0	0.0	0.0
				처리방법 매 립	0.0															
				처리방법 소 각	0.0															
				처리방법 재활용	0.0															0.0
				처리방법 해역배출	0.0															
	구미시	소계		발 생 량	555.3	0.7	206.7	105.4	31.8	4.5	1.3	0.9	0.2	2.2	28.9	163.5	3.5	0.0	0.0	5.7
				처리방법 매 립	202.1	0.4	0.0	105.4	1.5	0.0	0.0	0.9	0.2	1.0	18.4	70.8	1.5	0.0	0.0	2.0
				처리방법 소 각	0.0	0.0	0.0	0.0	0.0	0.0	0.0	0.0	0.0	0.0	0.0	0.0	0.0	0.0	0.0	0.0
				처리방법 재 활 용	352.8	0.3	206.7	0.0	30.3	4.5	1.3	0.0	0.0	1.2	10.5	92.7	2.0	0.0	0.0	3.3
				처리방법 해역배출	0.4	0.0	0.0	0.0	0.0	0.0	0.0	0.0	0.0	0.0	0.0	0.0	0.0	0.0	0.0	0.4
		국가공단	구미국가공단	발 생 량	524.2	0.7	206.7	105.4	17.3	4.5	1.3	0.9	0.2	2.2	20.5	155.6	3.5	0.0	0.0	5.4
				처리방법 매 립	199.6	0.4		105.4	1.5			0.9	0.2	1.0	18.3	68.4	1.5			2.0
				처리방법 소 각	0.0															
				처리방법 재활용	324.3	0.3	206.7		15.8	4.5	1.3			1.2	2.2	87.2	2.0			3.1
				처리방법 해역배출	0.3															0.3
		외국인투자기업 전용산업단지	구미 외국인투자지역	발 생 량	31.1	0.0	0.0	0.0	14.5	0.0	0.0	0.0	0.0	0.0	8.4	7.9	0.0	0.0	0.0	0.3
				처리방법 매 립	2.5										0.1	2.4				
				처리방법 소 각	0.0															
				처리방법 재활용	28.5				14.5						8.3	5.5				0.2
				처리방법 해역배출	0.1															0.1
	영천시	소계		발 생 량	15.1	0.1	0.0	0.0	0.0	12.8	0.0	0.0	0.0	0.0	0.0	1.1	0.6	0.0	0.0	0.5
				처리방법 매 립	2.3	0.1	0.0	0.0	0.0	0.0	0.0	0.0	0.0	0.0	0.0	1.1	0.6	0.0	0.0	0.5
				처리방법 소 각	0.0	0.0	0.0	0.0	0.0	0.0	0.0	0.0	0.0	0.0	0.0	0.0	0.0	0.0	0.0	0.0
				처리방법 재 활 용	12.8	0.0	0.0	0.0	0.0	12.8	0.0	0.0	0.0	0.0	0.0	0.0	0.0	0.0	0.0	0.0
				처리방법 해역배출	0.0	0.0	0.0	0.0	0.0	0.0	0.0	0.0	0.0	0.0	0.0	0.0	0.0	0.0	0.0	0.0
		농공단지	북안농공단지	발 생 량	9.4	0.0	0.0	0.0	0.0	9.4	0.0	0.0	0.0	0.0	0.0	0.0	0.0	0.0	0.0	0.0
				처리방법 매 립	0.0															
				처리방법 소 각	0.0															
				처리방법 재활용	9.4					9.4										0.0
				처리방법 해역배출	0.0															
		농공단지	고경농공단지	발 생 량	0.0	0.0	0.0	0.0	0.0	0.0	0.0	0.0	0.0	0.0	0.0	0.0	0.0	0.0	0.0	0.0
				처리방법 매 립	0.0															
				처리방법 소 각	0.0															
				처리방법 재활용	0.0															0.0
				처리방법 해역배출	0.0															
		농공단지	화산농공단지	발 생 량	0.0	0.0	0.0	0.0	0.0	0.0	0.0	0.0	0.0	0.0	0.0	0.0	0.0	0.0	0.0	0.0
				처리방법 매 립	0.0															
				처리방법 소 각	0.0															
				처리방법 재활용	0.0															0.0
				처리방법 해역배출	0.0															
		농공단지	본촌농공단지	발 생 량	3.9	0.0	0.0	0.0	0.0	3.4	0.0	0.0	0.0	0.0	0.0	0.0	0.0	0.0	0.0	0.5
				처리방법 매 립	0.5															0.5
				처리방법 소 각	0.0															
				처리방법 재활용	3.4					3.4										
				처리방법 해역배출	0.0															
		농공단지	도남농공단지	발 생 량	1.8	0.1	0.0	0.0	0.0	0.0	0.0	0.0	0.0	0.0	0.0	1.1	0.6	0.0	0.0	0.0
				처리방법 매 립	1.8	0.1										1.1	0.6			
				처리방법 소 각	0.0															
				처리방법 재활용	0.0															0.0
				처리방법 해역배출	0.0															

(단위:톤/일)

구분		산업단지구분		발생량 및 처리현황		총계	가 연 성													
시도	시군구	단지유형	산업단지명				소계	폐지류	폐목재류	폐합성고분자화합물				유기성오니류				동식물성 폐잔재물	폐식용유	기타
										폐섬유류	폐합성 수지	폐합성 고무	폐피혁	폐수처리오니	공정오니	정수처리오니	하수처리오니			
경북	상주시	소계		발 생 량		91.8	1.7	0.0	0.3	0.0	1.4	0.0	0.0	0.0	0.0	0.0	0.0	0.0	0.0	0.0
				처리방법	매 립	79.1	0.0	0.0	0.0	0.0	0.0	0.0	0.0	0.0	0.0	0.0	0.0	0.0	0.0	0.0
					소 각	0.2	0.2	0.0	0.0	0.0	0.2	0.0	0.0	0.0	0.0	0.0	0.0	0.0	0.0	0.0
					재 활 용	12.5	1.5	0.0	0.3	0.0	1.2	0.0	0.0	0.0	0.0	0.0	0.0	0.0	0.0	0.0
					해역배출	0.0	0.0	0.0	0.0	0.0	0.0	0.0	0.0	0.0	0.0	0.0	0.0	0.0	0.0	0.0
		일반산업단지	상주 청리 일반산업단지	발 생 량		80.0	0.7	0.0	0.3	0.0	0.4	0.0	0.0	0.0	0.0	0.0	0.0	0.0	0.0	0.0
				처리방법	매 립	79.1	0.0													
					소 각	0.2	0.2				0.2									
					재 활 용	0.7	0.5		0.3		0.2									
					해역배출	0.0	0.0													
		농공단지	상주 공성 농공단지	발 생 량		1.0	1.0	0.0	0.0	0.0	1.0	0.0	0.0	0.0	0.0	0.0	0.0	0.0	0.0	0.0
				처리방법	매 립	0.0	0.0													
					소 각	0.0	0.0													
					재 활 용	1.0	1.0				1.0									
					해역배출	0.0	0.0													
			상주 화서 농공단지	발 생 량		5.5	0.0	0.0	0.0	0.0	0.0	0.0	0.0	0.0	0.0	0.0	0.0	0.0	0.0	0.0
				처리방법	매 립	0.0	0.0													
					소 각	0.0	0.0													
					재 활 용	5.5	0.0													
					해역배출	0.0	0.0													
			상주 외답 농공단지	발 생 량		2.2	0.0	0.0	0.0	0.0	0.0	0.0	0.0	0.0	0.0	0.0	0.0	0.0	0.0	0.0
				처리방법	매 립	0.0	0.0													
					소 각	0.0	0.0													
					재 활 용	2.2	0.0													
					해역배출	0.0	0.0													
			상주 화동 농공단지	발 생 량		3.1	0.0	0.0	0.0	0.0	0.0	0.0	0.0	0.0	0.0	0.0	0.0	0.0	0.0	0.0
				처리방법	매 립	0.0	0.0													
					소 각	0.0	0.0													
					재 활 용	3.1	0.0													
					해역배출	0.0	0.0													
	의성군	소계		발 생 량		2.1	0.1	0.0	0.0	0.0	0.1	0.0	0.0	0.0	0.0	0.0	0.0	0.0	0.0	0.0
				처리방법	매 립	0.0	0.0	0.0	0.0	0.0	0.0	0.0	0.0	0.0	0.0	0.0	0.0	0.0	0.0	0.0
					소 각	0.0	0.0	0.0	0.0	0.0	0.0	0.0	0.0	0.0	0.0	0.0	0.0	0.0	0.0	0.0
					재 활 용	2.1	0.1	0.0	0.0	0.0	0.1	0.0	0.0	0.0	0.0	0.0	0.0	0.0	0.0	0.0
					해역배출	0.0	0.0	0.0	0.0	0.0	0.0	0.0	0.0	0.0	0.0	0.0	0.0	0.0	0.0	0.0
		농공단지	다인농공단지	발 생 량		1.2	0.0	0.0	0.0	0.0	0.0	0.0	0.0	0.0	0.0	0.0	0.0	0.0	0.0	0.0
				처리방법	매 립	0.0	0.0													
					소 각	0.0	0.0													
					재 활 용	1.2	0.0													
					해역배출	0.0	0.0													
	의성군	농공단지	봉양농공단지	발 생 량		0.9	0.1	0.0	0.0	0.0	0.1	0.0	0.0	0.0	0.0	0.0	0.0	0.0	0.0	0.0
				처리방법	매 립	0.0	0.0													
					소 각	0.0	0.0													
					재 활 용	0.9	0.1				0.1									
					해역배출	0.0	0.0													
	영덕군	소계		발 생 량		1.5	0.0	0.0	0.0	0.0	0.0	0.0	0.0	0.0	0.0	0.0	0.0	0.0	0.0	0.0
				처리방법	매 립	0.0	0.0	0.0	0.0	0.0	0.0	0.0	0.0	0.0	0.0	0.0	0.0	0.0	0.0	0.0
					소 각	0.0	0.0	0.0	0.0	0.0	0.0	0.0	0.0	0.0	0.0	0.0	0.0	0.0	0.0	0.0
					재 활 용	1.5	0.0	0.0	0.0	0.0	0.0	0.0	0.0	0.0	0.0	0.0	0.0	0.0	0.0	0.0
					해역배출	0.0	0.0	0.0	0.0	0.0	0.0	0.0	0.0	0.0	0.0	0.0	0.0	0.0	0.0	0.0

(단위:톤/일)

구분		산업단지구분		발생량 및 처리현황		불 연 성															
시도	시군구	단지유형	산업단지명			소계	광재류	연소재	소각재	분진류	폐주물사 모래류	폐금속류	폐석회 석고류	폐촉매	폐흡착재 폐흡수재	유리· 도자기편류	무기성오니류				기타
																	폐수처리 오니	공정오니	정수처리 오니	하수처리 오니	
경북	상주시	소계		발 생 량		90.1	2.2	0.0	0.0	0.0	0.0	0.0	0.0	0.3	0.1	0.0	78.7	0.0	0.0	0.0	8.8
				처리방법	매 립	79.1	0.0	0.0	0.0	0.0	0.0	0.0	0.0	0.3	0.1	0.0	78.7	0.0	0.0	0.0	0.0
					소 각	0.0	0.0	0.0	0.0	0.0	0.0	0.0	0.0	0.0	0.0	0.0	0.0	0.0	0.0	0.0	0.0
					재 활 용	11.0	2.2	0.0	0.0	0.0	0.0	0.0	0.0	0.0	0.0	0.0	0.0	0.0	0.0	0.0	8.8
					해역배출	0.0	0.0	0.0	0.0	0.0	0.0	0.0	0.0	0.0	0.0	0.0	0.0	0.0	0.0	0.0	0.0
		일반산업단지	상주 청리 일반산업단지	발 생 량		79.3	0.0	0.0	0.0	0.0	0.0	0.0	0.0	0.3	0.1	0.0	78.7	0.0	0.0	0.0	0.2
				처리방법	매 립	79.1								0.3	0.1		78.7				
					소 각	0.0															
					재활용	0.2															0.2
					해역배출	0.0															
		농공단지	상주 공성 농공단지	발 생 량		0.0	0.0	0.0	0.0	0.0	0.0	0.0	0.0	0.0	0.0	0.0	0.0	0.0	0.0	0.0	0.0
				처리방법	매 립	0.0															
					소 각	0.0															
					재활용	0.0															0.0
					해역배출	0.0															
			상주 화서 농공단지	발 생 량		5.5	0.0	0.0	0.0	0.0	0.0	0.0	0.0	0.0	0.0	0.0	0.0	0.0	0.0	0.0	5.5
				처리방법	매 립	0.0															
					소 각	0.0															
					재활용	5.5															5.5
					해역배출	0.0															
			상주 외답 농공단지	발 생 량		2.2	2.2	0.0	0.0	0.0	0.0	0.0	0.0	0.0	0.0	0.0	0.0	0.0	0.0	0.0	0.0
				처리방법	매 립	0.0															
					소 각	0.0															
					재활용	2.2	2.2														0.0
					해역배출	0.0															
			상주 화동 농공단지	발 생 량		3.1	0.0	0.0	0.0	0.0	0.0	0.0	0.0	0.0	0.0	0.0	0.0	0.0	0.0	0.0	3.1
				처리방법	매 립	0.0															
					소 각	0.0															
					재활용	3.1															3.1
					해역배출	0.0															
	의성군	소계		발 생 량		2.0	0.0	0.0	0.0	0.0	0.0	0.0	0.0	0.0	0.0	0.0	0.0	0.0	0.0	0.0	2.0
				처리방법	매 립	0.0	0.0	0.0	0.0	0.0	0.0	0.0	0.0	0.0	0.0	0.0	0.0	0.0	0.0	0.0	0.0
					소 각	0.0	0.0	0.0	0.0	0.0	0.0	0.0	0.0	0.0	0.0	0.0	0.0	0.0	0.0	0.0	0.0
					재활용	2.0	0.0	0.0	0.0	0.0	0.0	0.0	0.0	0.0	0.0	0.0	0.0	0.0	0.0	0.0	2.0
					해역배출	0.0	0.0	0.0	0.0	0.0	0.0	0.0	0.0	0.0	0.0	0.0	0.0	0.0	0.0	0.0	0.0
		농공단지	다인농공단지	발 생 량		1.2	0.0	0.0	0.0	0.0	0.0	0.0	0.0	0.0	0.0	0.0	0.0	0.0	0.0	0.0	1.2
				처리방법	매 립	0.0															
					소 각	0.0															
					재활용	1.2															1.2
					해역배출	0.0															
	의성군	농공단지	봉양농공단지	발 생 량		0.8	0.0	0.0	0.0	0.0	0.0	0.0	0.0	0.0	0.0	0.0	0.0	0.0	0.0	0.0	0.8
				처리방법	매 립	0.0															
					소 각	0.0															
					재활용	0.8															0.8
					해역배출	0.0															
	영덕군	소계		발 생 량		1.5	0.0	0.0	0.0	0.0	0.0	0.0	0.0	0.0	0.0	0.0	0.0	0.0	0.0	0.0	1.5
				처리방법	매 립	0.0	0.0	0.0	0.0	0.0	0.0	0.0	0.0	0.0	0.0	0.0	0.0	0.0	0.0	0.0	0.0
					소 각	0.0	0.0	0.0	0.0	0.0	0.0	0.0	0.0	0.0	0.0	0.0	0.0	0.0	0.0	0.0	0.0
					재활용	1.5	0.0	0.0	0.0	0.0	0.0	0.0	0.0	0.0	0.0	0.0	0.0	0.0	0.0	0.0	1.5
					해역배출	0.0	0.0	0.0	0.0	0.0	0.0	0.0	0.0	0.0	0.0	0.0	0.0	0.0	0.0	0.0	0.0

(단위:톤/일)

구분		산업단지구분		발생량 및 처리현황		총계	가 연 성													
시도	시군구	단지유형	산업단지명				소계	폐지류	폐목재류	폐합성고분자화합물				유기성오니류				동식물성 폐잔재물	폐식용유	기타
										폐섬유류	폐합성 수지	폐합성 고무	폐피혁	폐수처리오니	공정오니	정수처리오니	하수처리오니			
경북	영덕군	농공	영덕농공단지	발 생 량		1.5	0.0	0.0	0.0	0.0	0.0	0.0	0.0	0.0	0.0	0.0	0.0	0.0	0.0	0.0
				처리방법	매 립	0.0	0.0													
					소 각	0.0	0.0													
					재 활 용	1.5	0.0													
					해역배출	0.0	0.0													
	고령군	소계		발 생 량		527.8	17.8	0.0	0.0	0.1	0.7	0.0	0.0	9.8	0.0	0.0	0.0	7.2	0.0	0.0
				처리방법	매 립	61.8	5.2	0.0	0.0	0.0	0.0	0.0	0.0	1.0	0.0	0.0	0.0	4.2	0.0	0.0
					소 각	0.6	0.6	0.0	0.0	0.1	0.5	0.0	0.0	0.0	0.0	0.0	0.0	0.0	0.0	0.0
					재 활 용	456.6	3.2	0.0	0.0	0.0	0.2	0.0	0.0	0.0	0.0	0.0	0.0	3.0	0.0	0.0
					해역배출	8.8	8.8	0.0	0.0	0.0	0.0	0.0	0.0	8.8	0.0	0.0	0.0	0.0	0.0	0.0
		일반	개진 일반산업단지	발 생 량		15.0	15.0	0.0	0.0	0.1	0.0	0.0	0.0	8.9	0.0	0.0	0.0	6.0	0.0	0.0
				처리방법	매 립	4.3	4.3							0.1				4.2		
					소 각	0.1	0.1			0.1										
					재 활 용	1.8	1.8											1.8		
					해역배출	8.8	8.8							8.8						
		일반	다산 일반산업단지	발 생 량		418.3	0.5	0.0	0.0	0.0	0.1	0.0	0.0	0.4	0.0	0.0	0.0	0.0	0.0	0.0
				처리방법	매 립	54.3	0.4							0.4						
					소 각	0.0	0.0													
					재 활 용	364.0	0.1				0.1									
					해역배출	0.0	0.0													
		일반	다산 제2일반산업단지	발 생 량		91.9	0.6	0.0	0.0	0.0	0.6	0.0	0.0	0.0	0.0	0.0	0.0	0.0	0.0	0.0
				처리방법	매 립	2.6	0.0													
					소 각	0.5	0.5				0.5									
					재 활 용	88.8	0.1				0.1									
					해역배출	0.0	0.0													
		농공	개진농공단지	발 생 량		0.3	0.0	0.0	0.0	0.0	0.0	0.0	0.0	0.0	0.0	0.0	0.0	0.0	0.0	0.0
				처리방법	매 립	0.1	0.0													
					소 각	0.0	0.0													
					재 활 용	0.2	0.0													
					해역배출	0.0	0.0													
		농공	쌍림농공단지	발 생 량		2.3	1.7	0.0	0.0	0.0	0.0	0.0	0.0	0.5	0.0	0.0	0.0	1.2	0.0	0.0
				처리방법	매 립	0.5	0.5							0.5						
					소 각	0.0	0.0													
					재 활 용	1.8	1.2											1.2		
					해역배출	0.0	0.0													
	칠곡군	소계		발 생 량		190.4	174.7	0.0	0.0	2.7	17.4	0.0	0.0	8.0	0.0	0.0	145.7	0.9	0.0	0.0
				처리방법	매 립	56.2	42.9	0.0	0.0	0.0	0.0	0.0	0.0	1.7	0.0	0.0	41.2	0.0	0.0	0.0
					소 각	118.5	118.5	0.0	0.0	0.0	14.0	0.0	0.0	0.0	0.0	0.0	104.5	0.0	0.0	0.0
					재 활 용	10.8	8.4	0.0	0.0	2.7	3.4	0.0	0.0	1.4	0.0	0.0	0.0	0.9	0.0	0.0
					해역배출	4.9	4.9	0.0	0.0	0.0	0.0	0.0	0.0	4.9	0.0	0.0	0.0	0.0	0.0	0.0
		농공	기산농공단지	발 생 량		3.9	3.9	0.0	0.0	0.0	0.6	0.0	0.0	3.0	0.0	0.0	0.0	0.3	0.0	0.0
				처리방법	매 립	1.6	1.6							1.6						
					소 각	0.6	0.6				0.6									
					재 활 용	1.7	1.7							1.4				0.3		
					해역배출	0.0	0.0													
		국가	구미 국가산업단지	발 생 량		173.6	163.9	0.0	0.0	2.7	10.5	0.0	0.0	5.0	0.0	0.0	145.7	0.0	0.0	0.0
				처리방법	매 립	51.0	41.3							0.1			41.2			
					소 각	114.6	114.6				10.1						104.5			
					재 활 용	3.1	3.1		0.0	2.7	0.4									
					해역배출	4.9	4.9							4.9						

(단위:톤/일)

구분		산업단지구분		발생량 및 처리현황		불 연 성															
시도	시군구	단지유형	산업단지명			소계	광재류	연소재	소각재	분진류	폐주물사 모래류	폐금속류	폐석회 석고류	폐촉매	폐흡착재 폐흡수재	유리· 도자기편류	무기성오니류				기타
																	폐수처리 오니	공정오니	정수처리 오니	하수처리 오니	
경북	영덕군	농공	영덕농공단지	발 생 량		1.5	0.0	0.0	0.0	0.0	0.0	0.0	0.0	0.0	0.0	0.0	0.0	0.0	0.0	0.0	1.5
				처리방법	매 립	0.0															
					소 각	0.0															
					재활용	1.5															1.5
					해역배출	0.0															
	고령군	소계		발 생 량		510.0	3.3	0.0	0.0	32.5	473.1	0.0	0.0	0.0	0.0	0.0	1.0	0.1	0.0	0.0	0.0
				처리방법	매 립	56.6	0.0	0.0	0.0	0.5	55.6	0.0	0.0	0.0	0.0	0.0	0.4	0.1	0.0	0.0	0.0
					소 각	0.0	0.0	0.0	0.0	0.0	0.0	0.0	0.0	0.0	0.0	0.0	0.0	0.0	0.0	0.0	0.0
					재활용	453.4	3.3	0.0	0.0	32.0	417.5	0.0	0.0	0.0	0.0	0.0	0.6	0.0	0.0	0.0	0.0
					해역배출	0.0	0.0	0.0	0.0	0.0	0.0	0.0	0.0	0.0	0.0	0.0	0.0	0.0	0.0	0.0	0.0
		일반	개진 일반산업단지	발 생 량		0.0	0.0	0.0	0.0	0.0	0.0	0.0	0.0	0.0	0.0	0.0	0.0	0.0	0.0	0.0	0.0
				처리방법	매 립	0.0															
					소 각	0.0															
					재활용	0.0															
					해역배출	0.0															
		일반	다산 일반산업단지	발 생 량		417.8	3.1	0.0	0.0	22.1	392.3	0.0	0.0	0.0	0.0	0.0	0.2	0.1	0.0	0.0	0.0
				처리방법	매 립	53.9				0.5	53.1						0.2	0.1			
					소 각	0.0															
					재활용	363.9	3.1			21.6	339.2										0.0
					해역배출	0.0															
		일반	다산 제2일반산업단지	발 생 량		91.3	0.0	0.0	0.0	10.4	80.8	0.0	0.0	0.0	0.0	0.0	0.1	0.0	0.0	0.0	0.0
				처리방법	매 립	2.6					2.5						0.1				
					소 각	0.0															
					재활용	88.7				10.4	78.3										
					해역배출	0.0															
		농공	개진농공단지	발 생 량		0.3	0.2	0.0	0.0	0.0	0.0	0.0	0.0	0.0	0.0	0.0	0.1	0.0	0.0	0.0	0.0
				처리방법	매 립	0.1											0.1				
					소 각	0.0															
					재활용	0.2	0.2														0.0
					해역배출	0.0															
		농공	쌍림농공단지	발 생 량		0.6	0.0	0.0	0.0	0.0	0.0	0.0	0.0	0.0	0.0	0.0	0.6	0.0	0.0	0.0	0.0
				처리방법	매 립	0.0															
					소 각	0.0															
					재활용	0.6											0.6				
					해역배출	0.0															
	칠곡군	소계		발 생 량		15.7	0.4	0.0	8.5	0.3	1.0	0.0	0.7	0.0	0.0	0.1	4.6	0.1	0.0	0.0	0.0
				처리방법	매 립	13.3	0.4	0.0	8.5	0.3	1.0	0.0	0.7	0.0	0.0	0.0	2.3	0.1	0.0	0.0	0.0
					소 각	0.0	0.0	0.0	0.0	0.0	0.0	0.0	0.0	0.0	0.0	0.0	0.0	0.0	0.0	0.0	0.0
					재활용	2.4	0.0	0.0	0.0	0.0	0.0	0.0	0.0	0.0	0.0	0.1	2.3	0.0	0.0	0.0	0.0
					해역배출	0.0	0.0	0.0	0.0	0.0	0.0	0.0	0.0	0.0	0.0	0.0	0.0	0.0	0.0	0.0	0.0
		농공	기산농공단지	발 생 량		0.0	0.0	0.0	0.0	0.0	0.0	0.0	0.0	0.0	0.0	0.0	0.0	0.0	0.0	0.0	0.0
				처리방법	매 립	0.0				0.0											
					소 각	0.0															
					재활용	0.0															
					해역배출	0.0															
		국가	구미 국가산업단지	발 생 량		9.7	0.0	0.0	8.5	0.1	1.0	0.0	0.1	0.0	0.0	0.0	0.0	0.0	0.0	0.0	0.0
				처리방법	매 립	9.7	0.0		8.5	0.1	1.0		0.1								
					소 각	0.0															
					재활용	0.0									0.0						0.0
					해역배출	0.0															

(단위:톤/일)

구분		산업단지구분		발생량 및 처리현황		총계	가 연 성													
시도	시군구	단지유형	산업단지명				소계	폐지류	폐목재류	폐합성고분자화합물				유기성오니류				동식물성 폐잔재물	폐식용유	기타
										폐섬유류	폐합성 수지	폐합성 고무	폐피혁	폐수처리오니	공정오니	정수처리오니	하수처리오니			
경북	칠곡군	일반	왜관 일반산업단지	발 생 량		12.9	6.9	0.0	0.0	0.0	6.3	0.0	0.0	0.0	0.0	0.0	0.0	0.6	0.0	0.0
				처리방법	매 립	3.6	0.0													
					소 각	3.3	3.3				3.3									
					재 활 용	6.0	3.6				3.0							0.6		
					해역배출	0.0	0.0													
	예천군	소계		발 생 량		1,225.5	1,225.5	0.0	0.0	0.0	119.0	0.0	0.0	585.0	0.0	0.0	0.0	521.5	0.0	0.0
				처리방법	매 립	1,225.5	1,225.5	0.0	0.0	0.0	119.0	0.0	0.0	585.0	0.0	0.0	0.0	521.5	0.0	0.0
					소 각	0.0	0.0	0.0	0.0	0.0	0.0	0.0	0.0	0.0	0.0	0.0	0.0	0.0	0.0	0.0
					재 활 용	0.0	0.0	0.0	0.0	0.0	0.0	0.0	0.0	0.0	0.0	0.0	0.0	0.0	0.0	0.0
					해역배출	0.0	0.0	0.0	0.0	0.0	0.0	0.0	0.0	0.0	0.0	0.0	0.0	0.0	0.0	0.0
		농공	예천농공단지	발 생 량		1,225.5	1,225.5	0.0	0.0	0.0	119.0	0.0	0.0	585.0	0.0	0.0	0.0	521.5	0.0	0.0
				처리방법	매 립	1,225.5	1,225.5				119.0			585.0				521.5		
					소 각	0.0	0.0													
					재 활 용	0.0	0.0													
					해역배출	0.0	0.0													
	봉화군	소계		발 생 량		5.0	5.0	0.0	0.0	0.0	0.0	0.0	0.0	0.7	0.0	0.0	0.0	4.3	0.0	0.0
				처리방법	매 립	0.6	0.6	0.0	0.0	0.0	0.0	0.0	0.0	0.6	0.0	0.0	0.0	0.0	0.0	0.0
					소 각	0.0	0.0	0.0	0.0	0.0	0.0	0.0	0.0	0.0	0.0	0.0	0.0	0.0	0.0	0.0
					재 활 용	4.4	4.4	0.0	0.0	0.0	0.0	0.0	0.0	0.1	0.0	0.0	0.0	4.3	0.0	0.0
					해역배출	0.0	0.0	0.0	0.0	0.0	0.0	0.0	0.0	0.0	0.0	0.0	0.0	0.0	0.0	0.0
		농공	봉화농공단지	발 생 량		5.0	5.0	0.0	0.0	0.0	0.0	0.0	0.0	0.7	0.0	0.0	0.0	4.3	0.0	0.0
				처리방법	매 립	0.6	0.6							0.6						
					소 각	0.0	0.0													
					재 활 용	4.4	4.4							0.1				4.3		
					해역배출	0.0	0.0													
경남	소계			발 생 량		3,447.8	714.6	11.2	83.5	15.2	259.1	27.8	0.0	107.7	0.3	0.0	0.4	127.3	0.2	81.9
				처리방법	매 립	848.1	12.5	0.0	0.0	0.1	0.0	0.0	0.0	8.2	0.3	0.0	0.4	1.7	0.0	1.8
					소 각	285.3	285.3	0.5	18.6	0.9	122.8	3.3	0.0	3.1	0.0	0.0	0.0	66.1	0.0	70.0
					재 활 용	2,250.9	361.3	10.7	64.9	14.2	136.3	24.5	0.0	41.3	0.0	0.0	0.0	59.1	0.2	10.1
					해역배출	63.5	55.5	0.0	0.0	0.0	0.0	0.0	0.0	55.1	0.0	0.0	0.0	0.4	0.0	0.0
	창원시	소계		발 생 량		2,139.4	201.5	1.8	40.0	0.9	55.8	0.7	0.0	6.5	0.1	0.0	0.0	66.0	0.0	29.7
				처리방법	매 립	582.8	4.7	0.0	0.0	0.1	0.0	0.0	0.0	4.5	0.1	0.0	0.0	0.0	0.0	0.0
					소 각	111.9	111.9	0.0	0.2	0.0	16.0	0.0	0.0	0.0	0.0	0.0	0.0	66.0	0.0	29.7
					재 활 용	1,437.5	84.5	1.8	39.8	0.8	39.8	0.7	0.0	1.6	0.0	0.0	0.0	0.0	0.0	0.0
					해역배출	7.2	0.4	0.0	0.0	0.0	0.0	0.0	0.0	0.4	0.0	0.0	0.0	0.0	0.0	0.0
		국가산업단지	진해 국가산업단지	발 생 량		32.7	21.3	0.0	5.2	0.8	15.3	0.0	0.0	0.0	0.0	0.0	0.0	0.0	0.0	0.0
				처리방법	매 립	0.5	0.0													
					소 각	0.0	0.0													
					재 활 용	32.2	21.3		5.2	0.8	15.3									
					해역배출	0.0	0.0													
		일반사업단지	창원죽곡 일반산업단지	발 생 량		0.4	0.0	0.0	0.0	0.0	0.0	0.0	0.0	0.0	0.0	0.0	0.0	0.0	0.0	0.0
				처리방법	매 립	0.4	0.0													
					소 각	0.0	0.0													
					재 활 용	0.0	0.0													
					해역배출	0.0	0.0													
		일반산업단지	창원 진북 일반산업단지	발 생 량		6.8	0.9	0.0	0.0	0.0	0.5	0.0	0.0	0.4	0.0	0.0	0.0	0.0	0.0	0.0
				처리방법	매 립	0.8	0.0													
					소 각	0.4	0.4				0.4									
					재 활 용	5.2	0.1				0.1									
					해역배출	0.4	0.4							0.4						

(단위:톤/일)

구분		산업단지구분		발생량 및 처리현황		불 연 성															
시도	시군구	단지유형	산업단지명			소계	광재류	연소재	소각재	분진류	폐주물사 모래류	폐금속류	폐석회 석고류	폐촉매	폐흡착재 폐흡수재	유리· 도자기편류	무기성오니류				기타
																	폐수처리 오니	공정오니	정수처리 오니	하수처리 오니	
경북	칠곡군	일반	왜관 일반산업단지	발 생 량		6.0	0.4	0.0	0.0	0.2	0.0	0.0	0.6	0.0	0.0	0.1	4.6	0.1	0.0	0.0	0.0
				처리방법	매 립	3.6	0.4			0.2			0.6				2.3	0.1			
					소 각	0.0															
					재활용	2.4				0.0					0.0	0.1	2.3				
					해역배출	0.0															
	예천군	소계		발 생 량		0.0	0.0	0.0	0.0	0.0	0.0	0.0	0.0	0.0	0.0	0.0	0.0	0.0	0.0	0.0	0.0
				처리방법	매 립	0.0	0.0	0.0	0.0	0.0	0.0	0.0	0.0	0.0	0.0	0.0	0.0	0.0	0.0	0.0	0.0
					소 각	0.0	0.0	0.0	0.0	0.0	0.0	0.0	0.0	0.0	0.0	0.0	0.0	0.0	0.0	0.0	0.0
					재활용	0.0	0.0	0.0	0.0	0.0	0.0	0.0	0.0	0.0	0.0	0.0	0.0	0.0	0.0	0.0	0.0
					해역배출	0.0	0.0	0.0	0.0	0.0	0.0	0.0	0.0	0.0	0.0	0.0	0.0	0.0	0.0	0.0	0.0
		농공	예천농공단지	발 생 량		0.0	0.0	0.0	0.0	0.0	0.0	0.0	0.0	0.0	0.0	0.0	0.0	0.0	0.0	0.0	0.0
				처리방법	매 립	0.0															
					소 각	0.0															
					재활용	0.0															0.0
					해역배출	0.0															
	봉화군	소계		발 생 량		0.0	0.0	0.0	0.0	0.0	0.0	0.0	0.0	0.0	0.0	0.0	0.0	0.0	0.0	0.0	0.0
				처리방법	매 립	0.0	0.0	0.0	0.0	0.0	0.0	0.0	0.0	0.0	0.0	0.0	0.0	0.0	0.0	0.0	0.0
					소 각	0.0	0.0	0.0	0.0	0.0	0.0	0.0	0.0	0.0	0.0	0.0	0.0	0.0	0.0	0.0	0.0
					재활용	0.0	0.0	0.0	0.0	0.0	0.0	0.0	0.0	0.0	0.0	0.0	0.0	0.0	0.0	0.0	0.0
					해역배출	0.0	0.0	0.0	0.0	0.0	0.0	0.0	0.0	0.0	0.0	0.0	0.0	0.0	0.0	0.0	0.0
		농공	봉화농공단지	발 생 량		0.0	0.0	0.0	0.0	0.0	0.0	0.0	0.0	0.0	0.0	0.0	0.0	0.0	0.0	0.0	0.0
				처리방법	매 립	0.0															
					소 각	0.0															
					재활용	0.0															0.0
					해역배출	0.0															
경남	소계			발 생 량		2,733.2	1,321.8	9.3	128.7	145.0	171.6	8.6	4.4	0.0	6.6	18.8	441.3	246.2	8.5	0.0	222.4
				처리방법	매 립	835.6	78.1	9.3	128.7	56.8	37.6	0.0	1.5	0.0	1.1	5.4	385.8	117.6	0.0	0.0	13.7
					소 각	0.0	0.0	0.0	0.0	0.0	0.0	0.0	0.0	0.0	0.0	0.0	0.0	0.0	0.0	0.0	0.0
					재 활 용	1,889.6	1,243.7	0.0	0.0	88.2	134.0	8.6	2.9	0.0	5.5	13.4	47.5	128.6	8.5	0.0	208.7
					해역배출	8.0	0.0	0.0	0.0	0.0	0.0	0.0	0.0	0.0	0.0	0.0	8.0	0.0	0.0	0.0	0.0
	창원시	소계		발 생 량		1,937.9	944.6	0.0	69.0	95.9	90.7	4.5	2.5	0.0	4.6	5.0	387.6	181.7	8.5	0.0	143.3
				처리방법	매 립	578.1	3.9	0.0	69.0	17.4	34.9	0.0	0.0	0.0	0.2	1.6	376.3	66.1	0.0	0.0	8.7
					소 각	0.0	0.0	0.0	0.0	0.0	0.0	0.0	0.0	0.0	0.0	0.0	0.0	0.0	0.0	0.0	0.0
					재 활 용	1,353.0	940.7	0.0	0.0	78.5	55.8	4.5	2.5	0.0	4.4	3.4	4.5	115.6	8.5	0.0	134.6
					해역배출	6.8	0.0	0.0	0.0	0.0	0.0	0.0	0.0	0.0	0.0	0.0	6.8	0.0	0.0	0.0	0.0
		국가산업단지	진해 국가산업단지	발 생 량		11.4	2.5	0.0	0.0	7.4	1.5	0.0	0.0	0.0	0.0	0.0	0.0	0.0	0.0	0.0	0.0
				처리방법	매 립	0.5	0.5														
					소 각	0.0															
					재활용	10.9	2.0			7.4	1.5										
					해역배출	0.0															
		일반사업단지	창원죽곡 일반산업단지	발 생 량		0.4	0.4	0.0	0.0	0.0	0.0	0.0	0.0	0.0	0.0	0.0	0.0	0.0	0.0	0.0	0.0
				처리방법	매 립	0.4	0.4														
					소 각	0.0															
					재 활 용	0.0															
					해역배출	0.0															
		일반산업단지	창원 진북 일반산업단지	발 생 량		5.9	0.0	0.0	0.0	0.8	5.0	0.0	0.0	0.0	0.0	0.0	0.0	0.0	0.0	0.0	0.1
				처리방법	매 립	0.8				0.7											0.1
					소 각	0.0															
					재 활 용	5.1				0.1	5.0										
					해역배출	0.0															

(단위:톤/일)

구분		산업단지구분		발생량 및 처리현황		총계	가연성													
							소계	폐지류	폐목재류	폐합성고분자화합물				유기성오니류				동식물성 폐잔재물	폐식용유	기타
시도	시군구	단지유형	산업단지명							폐섬유류	폐합성 수지	폐합성 고무	폐피혁	폐수처리오니	공정오니	정수처리오니	하수처리오니			
경남	창원시	농공단지	창원 진북 농공단지	발생량		0.8	0.8	0.0	0.0	0.0	0.8	0.0	0.0	0.0	0.0	0.0	0.0	0.0	0.0	0.0
				처리방법	매립	0.0	0.0													
					소각	0.0	0.0													
					재활용	0.8	0.8				0.8									
					해역배출	0.0	0.0													
		자유무역지역	마산 자유무역지역	발생량		45.7	2.1	0.0	0.0	0.0	1.5	0.6	0.0	0.0	0.0	0.0	0.0	0.0	0.0	0.0
				처리방법	매립	32.5	0.0													
					소각	0.4	0.4				0.4									
					재활용	12.8	1.7				1.1	0.6								
					해역배출	0.0	0.0													
		국가산업단지	창원 국가산업단지	발생량		2,053.0	176.4	1.8	34.8	0.1	37.7	0.1	0.0	6.1	0.1	0.0	0.0	66.0	0.0	29.7
				처리방법	매립	548.6	4.7			0.1				4.5	0.1					
					소각	111.1	111.1		0.2		15.2							66.0		29.7
					재활용	1,386.5	60.6	1.8	34.6		22.5	0.1		1.6						
					해역배출	6.8	0.0													
	진주시	소계		발생량		97.2	50.0	0.1	0.9	0.1	2.1	1.5	0.0	43.5	0.0	0.0	0.0	1.7	0.0	0.1
				처리방법	매립	25.7	0.4	0.0	0.0	0.0	0.0	0.0	0.0	0.4	0.0	0.0	0.0	0.0	0.0	0.0
					소각	1.5	1.5	0.1	0.1	0.1	0.5	0.5	0.0	0.1	0.0	0.0	0.0	0.0	0.0	0.1
					재활용	56.6	34.7	0.0	0.8	0.0	1.6	1.0	0.0	30.0	0.0	0.0	0.0	1.3	0.0	0.0
					해역배출	13.4	13.4	0.0	0.0	0.0	0.0	0.0	0.0	13.0	0.0	0.0	0.0	0.4	0.0	0.0
		일반산업단지	진주 상평	발생량		91.0	46.6	0.1	0.8	0.1	1.4	0.5	0.0	42.9	0.0	0.0	0.0	0.7	0.0	0.1
				처리방법	매립	24.5	0.3	0.0	0.0	0.0	0.0	0.0	0.0	0.3	0.0	0.0	0.0	0.0	0.0	0.0
					소각	1.1	1.1	0.1	0.1	0.1	0.2	0.5	0.0	0.0	0.0	0.0	0.0	0.0	0.0	0.1
					재활용	52.8	32.6	0.0	0.7	0.0	1.2	0.0	0.0	30.0	0.0	0.0	0.0	0.7	0.0	0.0
					해역배출	12.6	12.6	0.0	0.0	0.0	0.0	0.0	0.0	12.6	0.0	0.0	0.0	0.0	0.0	0.0
		일반산업단지	진주정촌	발생량		0.2	0.2	0.0	0.0	0.0	0.2	0.0	0.0	0.0	0.0	0.0	0.0	0.0	0.0	0.0
				처리방법	매립	0.0	0.0	0.0	0.0	0.0	0.0	0.0	0.0	0.0	0.0	0.0	0.0	0.0	0.0	0.0
					소각	0.0	0.0	0.0	0.0	0.0	0.0	0.0	0.0	0.0	0.0	0.0	0.0	0.0	0.0	0.0
					재활용	0.2	0.2	0.0	0.0	0.0	0.2	0.0	0.0	0.0	0.0	0.0	0.0	0.0	0.0	0.0
					해역배출	0.0	0.0	0.0	0.0	0.0	0.0	0.0	0.0	0.0	0.0	0.0	0.0	0.0	0.0	0.0
		일반산업단지	진주지수	발생량		0.3	0.3	0.0	0.0	0.0	0.3	0.0	0.0	0.0	0.0	0.0	0.0	0.0	0.0	0.0
				처리방법	매립	0.0	0.0	0.0	0.0	0.0	0.0	0.0	0.0	0.0	0.0	0.0	0.0	0.0	0.0	0.0
					소각	0.3	0.3	0.0	0.0	0.0	0.3	0.0	0.0	0.0	0.0	0.0	0.0	0.0	0.0	0.0
					재활용	0.0	0.0	0.0	0.0	0.0	0.0	0.0	0.0	0.0	0.0	0.0	0.0	0.0	0.0	0.0
					해역배출	0.0	0.0	0.0	0.0	0.0	0.0	0.0	0.0	0.0	0.0	0.0	0.0	0.0	0.0	0.0
		농공단지	진주대곡	발생량		1.3	0.9	0.0	0.0	0.0	0.1	0.0	0.0	0.4	0.0	0.0	0.0	0.4	0.0	0.0
				처리방법	매립	0.0	0.0	0.0	0.0	0.0	0.0	0.0	0.0	0.0	0.0	0.0	0.0	0.0	0.0	0.0
					소각	0.0	0.0	0.0	0.0	0.0	0.0	0.0	0.0	0.0	0.0	0.0	0.0	0.0	0.0	0.0
					재활용	0.5	0.1	0.0	0.0	0.0	0.1	0.0	0.0	0.0	0.0	0.0	0.0	0.0	0.0	0.0
					해역배출	0.8	0.8	0.0	0.0	0.0	0.0	0.0	0.0	0.4	0.0	0.0	0.0	0.4	0.0	0.0
		농공단지	진주사봉	발생량		0.9	0.1	0.0	0.1	0.0	0.0	0.0	0.0	0.0	0.0	0.0	0.0	0.0	0.0	0.0
				처리방법	매립	0.2	0.0	0.0	0.0	0.0	0.0	0.0	0.0	0.0	0.0	0.0	0.0	0.0	0.0	0.0
					소각	0.0	0.0	0.0	0.0	0.0	0.0	0.0	0.0	0.0	0.0	0.0	0.0	0.0	0.0	0.0
					재활용	0.7	0.1	0.0	0.1	0.0	0.0	0.0	0.0	0.0	0.0	0.0	0.0	0.0	0.0	0.0
					해역배출	0.0	0.0	0.0	0.0	0.0	0.0	0.0	0.0	0.0	0.0	0.0	0.0	0.0	0.0	0.0
		농공단지	생물산업	발생량		1.2	0.8	0.0	0.0	0.0	0.0	0.0	0.0	0.2	0.0	0.0	0.0	0.6	0.0	0.0
				처리방법	매립	0.5	0.1	0.0	0.0	0.0	0.0	0.0	0.0	0.1	0.0	0.0	0.0	0.0	0.0	0.0
					소각	0.1	0.1	0.0	0.0	0.0	0.0	0.0	0.0	0.1	0.0	0.0	0.0	0.0	0.0	0.0
					재활용	0.6	0.6	0.0	0.0	0.0	0.0	0.0	0.0	0.0	0.0	0.0	0.0	0.6	0.0	0.0
					해역배출	0.0	0.0	0.0	0.0	0.0	0.0	0.0	0.0	0.0	0.0	0.0	0.0	0.0	0.0	0.0

(단위:톤/일)

구분		산업단지구분		발생량 및 처리현황		불 연 성															
시도	시군구	단지유형	산업단지명			소계	광재류	연소재	소각재	분진류	폐주물사 모래류	폐금속류	폐석회 석고류	폐촉매	폐흡착재 폐흡수재	유리· 도자기편류	무기성오니류				기타
																	폐수처리 오니	공정오니	정수처리 오니	하수처리 오니	
경남	창원시	농공단지	창원 진북 농공단지	발 생 량		0.0	0.0	0.0	0.0	0.0	0.0	0.0	0.0	0.0	0.0	0.0	0.0	0.0	0.0	0.0	0.0
				처리방법	매 립	0.0															
					소 각	0.0															
					재 활 용	0.0															
					해역배출	0.0															
		자유무역지역	마산 자유무역지역	발 생 량		43.6	0.0	0.0	31.9	1.5	9.7	0.0	0.0	0.0	0.0	0.0	0.1	0.4	0.0	0.0	0.0
				처리방법	매 립	32.5			31.9	0.1							0.1	0.4			
					소 각	0.0															
					재 활 용	11.1				1.4	9.7										
					해역배출	0.0															
		국가산업단지	창원 국가산업단지	발 생 량		1,876.6	941.7	0.0	37.1	86.2	74.5	4.5	2.5	0.0	4.6	5.0	387.5	181.3	8.5	0.0	143.2
				처리방법	매 립	543.9	3.0		37.1	16.6	34.9				0.2	1.6	376.2	65.7			8.6
					소 각	0.0															
					재활용	1,325.9	938.7			69.6	39.6	4.5	2.5		4.4	3.4	4.5	115.6	8.5		134.6
					해역배출	6.8											6.8				
	진주시	소계		발 생 량		47.2	0.2	9.3	10.1	2.2	1.8	0.0	0.4	0.0	0.2	10.3	5.6	1.6	0.0	0.0	5.5
				처리방법	매 립	25.3	0.0	9.3	10.1	0.1	0.0	0.0	0.0	0.0	0.1	0.3	0.1	1.6	0.0	0.0	3.7
					소 각	0.0	0.0	0.0	0.0	0.0	0.0	0.0	0.0	0.0	0.0	0.0	0.0	0.0	0.0	0.0	0.0
					재 활 용	21.9	0.2	0.0	0.0	2.1	1.8	0.0	0.4	0.0	0.1	10.0	5.5	0.0	0.0	0.0	1.8
					해역배출	0.0	0.0	0.0	0.0	0.0	0.0	0.0	0.0	0.0	0.0	0.0	0.0	0.0	0.0	0.0	0.0
		일반산업단지	진주 상평	발 생 량		44.4	0.2	9.3	10.1	1.7	1.8	0.0	0.4	0.0	0.2	10.3	5.2	0.6	0.0	0.0	4.6
				처리방법	매 립	24.2	0.0	9.3	10.1	0.0	0.0	0.0	0.0	0.0	0.1	0.3	0.1	0.6	0.0	0.0	3.7
					소 각	0.0	0.0	0.0	0.0	0.0	0.0	0.0	0.0	0.0	0.0	0.0	0.0	0.0	0.0	0.0	0.0
					재 활 용	20.2	0.2	0.0	0.0	1.7	1.8	0.0	0.4	0.0	0.1	10.0	5.1	0.0	0.0	0.0	0.9
					해역배출	0.0	0.0	0.0	0.0	0.0	0.0	0.0	0.0	0.0	0.0	0.0	0.0	0.0	0.0	0.0	0.0
		일반산업단지	진주정촌	발 생 량		0.0	0.0	0.0	0.0	0.0	0.0	0.0	0.0	0.0	0.0	0.0	0.0	0.0	0.0	0.0	0.0
				처리방법	매 립	0.0	0.0	0.0	0.0	0.0	0.0	0.0	0.0	0.0	0.0	0.0	0.0	0.0	0.0	0.0	0.0
					소 각	0.0	0.0	0.0	0.0	0.0	0.0	0.0	0.0	0.0	0.0	0.0	0.0	0.0	0.0	0.0	0.0
					재 활 용	0.0	0.0	0.0	0.0	0.0	0.0	0.0	0.0	0.0	0.0	0.0	0.0	0.0	0.0	0.0	0.0
					해역배출	0.0	0.0	0.0	0.0	0.0	0.0	0.0	0.0	0.0	0.0	0.0	0.0	0.0	0.0	0.0	0.0
		일반산업단지	진주지수	발 생 량		0.0	0.0	0.0	0.0	0.0	0.0	0.0	0.0	0.0	0.0	0.0	0.0	0.0	0.0	0.0	0.0
				처리방법	매 립	0.0	0.0	0.0	0.0	0.0	0.0	0.0	0.0	0.0	0.0	0.0	0.0	0.0	0.0	0.0	0.0
					소 각	0.0	0.0	0.0	0.0	0.0	0.0	0.0	0.0	0.0	0.0	0.0	0.0	0.0	0.0	0.0	0.0
					재 활 용	0.0	0.0	0.0	0.0	0.0	0.0	0.0	0.0	0.0	0.0	0.0	0.0	0.0	0.0	0.0	0.0
					해역배출	0.0	0.0	0.0	0.0	0.0	0.0	0.0	0.0	0.0	0.0	0.0	0.0	0.0	0.0	0.0	0.0
		농공단지	진주대곡	발 생 량		0.4	0.0	0.0	0.0	0.0	0.0	0.0	0.0	0.0	0.0	0.0	0.0	0.0	0.0	0.0	0.4
				처리방법	매 립	0.0	0.0	0.0	0.0	0.0	0.0	0.0	0.0	0.0	0.0	0.0	0.0	0.0	0.0	0.0	0.0
					소 각	0.0	0.0	0.0	0.0	0.0	0.0	0.0	0.0	0.0	0.0	0.0	0.0	0.0	0.0	0.0	0.0
					재 활 용	0.4	0.0	0.0	0.0	0.0	0.0	0.0	0.0	0.0	0.0	0.0	0.0	0.0	0.0	0.0	0.4
					해역배출	0.0	0.0	0.0	0.0	0.0	0.0	0.0	0.0	0.0	0.0	0.0	0.0	0.0	0.0	0.0	0.0
		농공단지	진주사봉	발 생 량		0.8	0.0	0.0	0.0	0.1	0.0	0.0	0.0	0.0	0.0	0.0	0.0	0.2	0.0	0.0	0.5
				처리방법	매 립	0.2	0.0	0.0	0.0	0.0	0.0	0.0	0.0	0.0	0.0	0.0	0.0	0.2	0.0	0.0	0.0
					소 각	0.0	0.0	0.0	0.0	0.0	0.0	0.0	0.0	0.0	0.0	0.0	0.0	0.0	0.0	0.0	0.0
					재 활 용	0.6	0.0	0.0	0.0	0.1	0.0	0.0	0.0	0.0	0.0	0.0	0.0	0.0	0.0	0.0	0.5
					해역배출	0.0	0.0	0.0	0.0	0.0	0.0	0.0	0.0	0.0	0.0	0.0	0.0	0.0	0.0	0.0	0.0
		농공단지	생물산업	발 생 량		0.4	0.0	0.0	0.0	0.0	0.0	0.0	0.0	0.0	0.0	0.0	0.0	0.4	0.0	0.0	0.0
				처리방법	매 립	0.4	0.0	0.0	0.0	0.0	0.0	0.0	0.0	0.0	0.0	0.0	0.0	0.4	0.0	0.0	0.0
					소 각	0.0	0.0	0.0	0.0	0.0	0.0	0.0	0.0	0.0	0.0	0.0	0.0	0.0	0.0	0.0	0.0
					재 활 용	0.0	0.0	0.0	0.0	0.0	0.0	0.0	0.0	0.0	0.0	0.0	0.0	0.0	0.0	0.0	0.0
					해역배출	0.0	0.0	0.0	0.0	0.0	0.0	0.0	0.0	0.0	0.0	0.0	0.0	0.0	0.0	0.0	0.0

(단위:톤/일)

구분		산업단지구분		발생량 및 처리현황		총계	가 연 성													
시도	시군구	단지유형	산업단지명				소계	폐지류	폐목재류	폐합성고분자화합물				유기성오니류				동식물성 폐잔재물	폐식용유	기타
										폐섬유류	폐합성 수지	폐합성 고무	폐피혁	폐수처리오니	공정오니	정수처리오니	하수처리오니			
경남	진주시	농공단지	이반성농공	발 생 량		1.8	1.1	0.0	0.0	0.0	0.1	1.0	0.0	0.0	0.0	0.0	0.0	0.0	0.0	0.0
				처리방법	매 립	0.0	0.0	0.0	0.0	0.0	0.0	0.0	0.0	0.0	0.0	0.0	0.0	0.0	0.0	0.0
					소 각	0.0	0.0	0.0	0.0	0.0	0.0	0.0	0.0	0.0	0.0	0.0	0.0	0.0	0.0	0.0
					재 활 용	1.8	1.1	0.0	0.0	0.0	0.1	1.0	0.0	0.0	0.0	0.0	0.0	0.0	0.0	0.0
					해역배출	0.0	0.0	0.0	0.0	0.0	0.0	0.0	0.0	0.0	0.0	0.0	0.0	0.0	0.0	0.0
		농공단지	진성농공	발 생 량		0.5	0.0	0.0	0.0	0.0	0.0	0.0	0.0	0.0	0.0	0.0	0.0	0.0	0.0	0.0
				처리방법	매 립	0.5	0.0	0.0	0.0	0.0	0.0	0.0	0.0	0.0	0.0	0.0	0.0	0.0	0.0	0.0
					소 각	0.0	0.0	0.0	0.0	0.0	0.0	0.0	0.0	0.0	0.0	0.0	0.0	0.0	0.0	0.0
					재 활 용	0.0	0.0	0.0	0.0	0.0	0.0	0.0	0.0	0.0	0.0	0.0	0.0	0.0	0.0	0.0
					해역배출	0.0	0.0	0.0	0.0	0.0	0.0	0.0	0.0	0.0	0.0	0.0	0.0	0.0	0.0	0.0
	통영시	소계		발 생 량		47.6	26.1	0.0	5.1	0.0	21.0	0.0	0.0	0.0	0.0	0.0	0.0	0.0	0.0	0.0
				처리방법	매 립	11.2	0.0	0.0	0.0	0.0	0.0	0.0	0.0	0.0	0.0	0.0	0.0	0.0	0.0	0.0
					소 각	0.6	0.6	0.0	0.0	0.0	0.6	0.0	0.0	0.0	0.0	0.0	0.0	0.0	0.0	0.0
					재 활 용	35.8	25.5	0.0	5.1	0.0	20.4	0.0	0.0	0.0	0.0	0.0	0.0	0.0	0.0	0.0
					해역배출	0.0	0.0	0.0	0.0	0.0	0.0	0.0	0.0	0.0	0.0	0.0	0.0	0.0	0.0	0.0
		국가산업단지	안정 국가산업단지	발 생 량		47.6	26.1	0.0	5.1	0.0	21.0	0.0	0.0	0.0	0.0	0.0	0.0	0.0	0.0	0.0
				처리방법	매 립	11.2	0.0													
					소 각	0.6	0.6				0.6									
					재 활 용	35.8	25.5		5.1		20.4									
					해역배출	0.0	0.0													
	사천시	소계		발 생 량		64.3	47.2	0.0	7.2	0.0	34.2	0.0	0.0	3.1	0.0	0.0	0.0	0.0	0.0	2.7
				처리방법	매 립	14.8	4.7	0.0	0.0	0.0	0.0	0.0	0.0	3.0	0.0	0.0	0.0	0.0	0.0	1.7
					소 각	9.3	9.3	0.0	0.0	0.0	9.2	0.0	0.0	0.1	0.0	0.0	0.0	0.0	0.0	0.0
					재 활 용	40.2	33.2	0.0	7.2	0.0	25.0	0.0	0.0	0.0	0.0	0.0	0.0	0.0	0.0	1.0
					해역배출	0.0	0.0	0.0	0.0	0.0	0.0	0.0	0.0	0.0	0.0	0.0	0.0	0.0	0.0	0.0
		일반산업단지	사천 제1일반산업단지	발 생 량		19.7	18.3	0.0	2.5	0.0	10.6	0.0	0.0	4.0	0.0	0.0	0.0	0.0	0.0	0.5
				처리방법	매 립	1.7	0.5	0.0	0.0	0.0	0.0	0.0	0.0	0.3	0.0	0.0	0.0	0.0	0.0	0.2
					소 각	0.1	0.1	0.0	0.0	0.0	0.0	0.0	0.0	0.1	0.0	0.0	0.0	0.0	0.0	0.0
					재 활 용	17.9	17.7	0.0	3.0	0.0	14.7	0.0	0.0	0.0	0.0	0.0	0.0	0.0	0.0	0.0
					해역배출	0.0	0.0	0.0	0.0	0.0	0.0	0.0	0.0	0.0	0.0	0.0	0.0	0.0	0.0	0.0
		일반산업단지	사천 제2일반산업단지	발 생 량		19.8	7.1	0.0	3.0	0.0	4.0	0.0	0.0	0.1	0.0	0.0	0.0	0.0	0.0	0.0
				처리방법	매 립	6.6	0.1	0.0	0.0	0.0	0.0	0.0	0.0	0.1	0.0	0.0	0.0	0.0	0.0	0.0
					소 각	0.0	0.0	0.0	0.0	0.0	0.0	0.0	0.0	0.0	0.0	0.0	0.0	0.0	0.0	0.0
					재 활 용	13.2	7.0	0.0	3.0	0.0	4.0	0.0	0.0	0.0	0.0	0.0	0.0	0.0	0.0	0.0
					해역배출	0.0	0.0	0.0	0.0	0.0	0.0	0.0	0.0	0.0	0.0	0.0	0.0	0.0	0.0	0.0
		농공단지	사천 곤양 농공단지	발 생 량		0.0	0.0	0.0	0.0	0.0	0.0	0.0	0.0	0.0	0.0	0.0	0.0	0.0	0.0	0.0
				처리방법	매 립	0.0	0.0	0.0	0.0	0.0	0.0	0.0	0.0	0.0	0.0	0.0	0.0	0.0	0.0	0.0
					소 각	0.0	0.0	0.0	0.0	0.0	0.0	0.0	0.0	0.0	0.0	0.0	0.0	0.0	0.0	0.0
					재 활 용	0.0	0.0	0.0	0.0	0.0	0.0	0.0	0.0	0.0	0.0	0.0	0.0	0.0	0.0	0.0
					해역배출	0.0	0.0	0.0	0.0	0.0	0.0	0.0	0.0	0.0	0.0	0.0	0.0	0.0	0.0	0.0
		농공단지	사천 두량 전문농공단지	발 생 량		0.3	0.0	0.0	0.0	0.0	0.0	0.0	0.0	0.0	0.0	0.0	0.0	0.0	0.0	0.0
				처리방법	매 립	0.0	0.0	0.0	0.0	0.0	0.0	0.0	0.0	0.0	0.0	0.0	0.0	0.0	0.0	0.0
					소 각	0.0	0.0	0.0	0.0	0.0	0.0	0.0	0.0	0.0	0.0	0.0	0.0	0.0	0.0	0.0
					재 활 용	0.3	0.0	0.0	0.0	0.0	0.0	0.0	0.0	0.0	0.0	0.0	0.0	0.0	0.0	0.0
					해역배출	0.0	0.0	0.0	0.0	0.0	0.0	0.0	0.0	0.0	0.0	0.0	0.0	0.0	0.0	0.0
		농공단지	사천 사남 농공단지	발 생 량		4.8	4.3	0.0	0.8	0.0	0.9	0.0	0.0	2.6	0.0	0.0	0.0	0.0	0.0	0.0
				처리방법	매 립	2.8	2.6	0.0	0.0	0.0	0.0	0.0	0.0	2.6	0.0	0.0	0.0	0.0	0.0	0.0
					소 각	0.0	0.0	0.0	0.0	0.0	0.0	0.0	0.0	0.0	0.0	0.0	0.0	0.0	0.0	0.0
					재 활 용	2.0	1.7	0.0	0.8	0.0	0.9	0.0	0.0	0.0	0.0	0.0	0.0	0.0	0.0	0.0
					해역배출	0.0	0.0	0.0	0.0	0.0	0.0	0.0	0.0	0.0	0.0	0.0	0.0	0.0	0.0	0.0

(단위:톤/일)

구분		산업단지구분		발생량 및 처리현황	불 연 성															
시도	시군구	단지유형	산업단지명		소계	광재류	연소재	소각재	분진류	폐주물사 모래류	폐금속류	폐석회 석고류	폐촉매	폐흡착재 폐흡수재	유리· 도자기편류	무기성오니류				기타
																폐수처리 오니	공정오니	정수처리 오니	하수처리 오니	
경남	진주시	농공단지	이반성농공	발 생 량	0.7	0.0	0.0	0.0	0.3	0.0	0.0	0.0	0.0	0.0	0.0	0.4	0.0	0.0	0.0	0.0
				처리방법 매 립	0.0	0.0	0.0	0.0	0.0	0.0	0.0	0.0	0.0	0.0	0.0	0.0	0.0	0.0	0.0	0.0
				처리방법 소 각	0.0	0.0	0.0	0.0	0.0	0.0	0.0	0.0	0.0	0.0	0.0	0.0	0.0	0.0	0.0	0.0
				처리방법 재 활 용	0.7	0.0	0.0	0.0	0.3	0.0	0.0	0.0	0.0	0.0	0.0	0.4	0.0	0.0	0.0	0.0
				처리방법 해역배출	0.0	0.0	0.0	0.0	0.0	0.0	0.0	0.0	0.0	0.0	0.0	0.0	0.0	0.0	0.0	0.0
		농공단지	진성농공	발 생 량	0.5	0.0	0.0	0.0	0.1	0.0	0.0	0.0	0.0	0.0	0.0	0.0	0.4	0.0	0.0	0.0
				처리방법 매 립	0.5	0.0	0.0	0.0	0.1	0.0	0.0	0.0	0.0	0.0	0.0	0.0	0.4	0.0	0.0	0.0
				처리방법 소 각	0.0	0.0	0.0	0.0	0.0	0.0	0.0	0.0	0.0	0.0	0.0	0.0	0.0	0.0	0.0	0.0
				처리방법 재 활 용	0.0	0.0	0.0	0.0	0.0	0.0	0.0	0.0	0.0	0.0	0.0	0.0	0.0	0.0	0.0	0.0
				처리방법 해역배출	0.0	0.0	0.0	0.0	0.0	0.0	0.0	0.0	0.0	0.0	0.0	0.0	0.0	0.0	0.0	0.0
	통영시	소계		발 생 량	21.5	12.1	0.0	0.0	4.8	0.0	4.1	0.0	0.0	0.0	0.0	0.0	0.0	0.0	0.0	0.5
				처리방법 매 립	11.2	6.5	0.0	0.0	4.2	0.0	0.0	0.0	0.0	0.0	0.0	0.0	0.0	0.0	0.0	0.5
				처리방법 소 각	0.0	0.0	0.0	0.0	0.0	0.0	0.0	0.0	0.0	0.0	0.0	0.0	0.0	0.0	0.0	0.0
				처리방법 재 활 용	10.3	5.6	0.0	0.0	0.6	0.0	4.1	0.0	0.0	0.0	0.0	0.0	0.0	0.0	0.0	0.0
				처리방법 해역배출	0.0	0.0	0.0	0.0	0.0	0.0	0.0	0.0	0.0	0.0	0.0	0.0	0.0	0.0	0.0	0.0
		국가산업단지	안정 국가산업단지	발 생 량	21.5	12.1	0.0	0.0	4.8	0.0	4.1	0.0	0.0	0.0	0.0	0.0	0.0	0.0	0.0	0.5
				처리방법 매 립	11.2	6.5			4.2											0.5
				처리방법 소 각	0.0															
				처리방법 재 활 용	10.3	5.6			0.6		4.1									
				처리방법 해역배출	0.0															
	사천시	소계		발 생 량	17.1	10.3	0.0	0.0	1.2	2.2	0.0	0.0	0.0	0.7	0.0	0.1	2.6	0.0	0.0	0.0
				처리방법 매 립	10.1	6.4	0.0	0.0	0.7	2.2	0.0	0.0	0.0	0.4	0.0	0.1	0.3	0.0	0.0	0.0
				처리방법 소 각	0.0	0.0	0.0	0.0	0.0	0.0	0.0	0.0	0.0	0.0	0.0	0.0	0.0	0.0	0.0	0.0
				처리방법 재 활 용	7.0	3.9	0.0	0.0	0.5	0.0	0.0	0.0	0.0	0.3	0.0	0.0	2.3	0.0	0.0	0.0
				처리방법 해역배출	0.0	0.0	0.0	0.0	0.0	0.0	0.0	0.0	0.0	0.0	0.0	0.0	0.0	0.0	0.0	0.0
		일반산업단지	사천 제1일반산업단지	발 생 량	1.4	0.0	0.0	0.0	0.5	0.0	0.0	0.0	0.0	0.6	0.0	0.0	0.3	0.0	0.0	0.0
				처리방법 매 립	1.2	0.0	0.0	0.0	0.5	0.0	0.0	0.0	0.0	0.4	0.0	0.0	0.3	0.0	0.0	0.0
				처리방법 소 각	0.0	0.0	0.0	0.0	0.0	0.0	0.0	0.0	0.0	0.0	0.0	0.0	0.0	0.0	0.0	0.0
				처리방법 재 활 용	0.2	0.0	0.0	0.0	0.0	0.0	0.0	0.0	0.0	0.2	0.0	0.0	0.0	0.0	0.0	0.0
				처리방법 해역배출	0.0	0.0	0.0	0.0	0.0	0.0	0.0	0.0	0.0	0.0	0.0	0.0	0.0	0.0	0.0	0.0
		일반산업단지	사천 제2일반산업단지	발 생 량	12.7	10.2	0.0	0.0	0.1	0.0	0.0	0.0	0.0	0.1	0.0	0.0	2.3	0.0	0.0	0.0
				처리방법 매 립	6.5	6.4	0.0	0.0	0.1	0.0	0.0	0.0	0.0	0.0	0.0	0.0	0.0	0.0	0.0	0.0
				처리방법 소 각	0.0	0.0	0.0	0.0	0.0	0.0	0.0	0.0	0.0	0.0	0.0	0.0	0.0	0.0	0.0	0.0
				처리방법 재 활 용	6.2	3.8	0.0	0.0	0.0	0.0	0.0	0.0	0.0	0.1	0.0	0.0	2.3	0.0	0.0	0.0
				처리방법 해역배출	0.0	0.0	0.0	0.0	0.0	0.0	0.0	0.0	0.0	0.0	0.0	0.0	0.0	0.0	0.0	0.0
		농공단지	사천 곤양 농공단지	발 생 량	0.0	0.0	0.0	0.0	0.0	0.0	0.0	0.0	0.0	0.0	0.0	0.0	0.0	0.0	0.0	0.0
				처리방법 매 립	0.0	0.0	0.0	0.0	0.0	0.0	0.0	0.0	0.0	0.0	0.0	0.0	0.0	0.0	0.0	0.0
				처리방법 소 각	0.0	0.0	0.0	0.0	0.0	0.0	0.0	0.0	0.0	0.0	0.0	0.0	0.0	0.0	0.0	0.0
				처리방법 재 활 용	0.0	0.0	0.0	0.0	0.0	0.0	0.0	0.0	0.0	0.0	0.0	0.0	0.0	0.0	0.0	0.0
				처리방법 해역배출	0.0	0.0	0.0	0.0	0.0	0.0	0.0	0.0	0.0	0.0	0.0	0.0	0.0	0.0	0.0	0.0
		농공단지	사천 두량 전문농공단지	발 생 량	0.3	0.0	0.0	0.0	0.3	0.0	0.0	0.0	0.0	0.0	0.0	0.0	0.0	0.0	0.0	0.0
				처리방법 매 립	0.0	0.0	0.0	0.0	0.0	0.0	0.0	0.0	0.0	0.0	0.0	0.0	0.0	0.0	0.0	0.0
				처리방법 소 각	0.0	0.0	0.0	0.0	0.0	0.0	0.0	0.0	0.0	0.0	0.0	0.0	0.0	0.0	0.0	0.0
				처리방법 재 활 용	0.3	0.0	0.0	0.0	0.3	0.0	0.0	0.0	0.0	0.0	0.0	0.0	0.0	0.0	0.0	0.0
				처리방법 해역배출	0.0	0.0	0.0	0.0	0.0	0.0	0.0	0.0	0.0	0.0	0.0	0.0	0.0	0.0	0.0	0.0
		농공단지	사천 사남 농공단지	발 생 량	0.5	0.1	0.0	0.0	0.3	0.0	0.0	0.0	0.0	0.0	0.0	0.1	0.0	0.0	0.0	0.0
				처리방법 매 립	0.2	0.0	0.0	0.0	0.1	0.0	0.0	0.0	0.0	0.0	0.0	0.1	0.0	0.0	0.0	0.0
				처리방법 소 각	0.0	0.0	0.0	0.0	0.0	0.0	0.0	0.0	0.0	0.0	0.0	0.0	0.0	0.0	0.0	0.0
				처리방법 재 활 용	0.3	0.1	0.0	0.0	0.2	0.0	0.0	0.0	0.0	0.0	0.0	0.0	0.0	0.0	0.0	0.0
				처리방법 해역배출	0.0	0.0	0.0	0.0	0.0	0.0	0.0	0.0	0.0	0.0	0.0	0.0	0.0	0.0	0.0	0.0

(단위:톤/일)

구분		산업단지구분		발생량 및 처리현황		총계	가 연 성													
시도	시군구	단지유형	산업단지명				소계	폐지류	폐목재류	폐합성고분자화합물				유기성오니류				동식물성 폐잔재물	폐식용유	기타
										폐섬유류	폐합성 수지	폐합성 고무	폐피혁	폐수처리오니	공정오니	정수처리오니	하수처리오니			
경남	사천시	농공단지	사천 송포 농공단지	발 생 량		15.8	15.8	0.0	0.1	0.0	14.2	0.0	0.0	0.0	0.0	0.0	0.0	0.0	0.0	1.5
				처리방법	매 립	1.5	1.5	0.0	0.0	0.0	0.0	0.0	0.0	0.0	0.0	0.0	0.0	0.0	0.0	1.5
					소 각	9.2	9.2	0.0	0.0	0.0	9.2	0.0	0.0	0.0	0.0	0.0	0.0	0.0	0.0	0.0
					재 활 용	5.1	5.1	0.0	0.1	0.0	5.0	0.0	0.0	0.0	0.0	0.0	0.0	0.0	0.0	0.0
					해역배출	0.0	0.0	0.0	0.0	0.0	0.0	0.0	0.0	0.0	0.0	0.0	0.0	0.0	0.0	0.0
		농공단지	사천 향촌삽재 농공단지	발 생 량		1.0	1.0	0.0	0.0	0.0	0.0	0.0	0.0	0.0	0.0	0.0	0.0	0.0	0.0	1.0
				처리방법	매 립	0.0	0.0	0.0	0.0	0.0	0.0	0.0	0.0	0.0	0.0	0.0	0.0	0.0	0.0	0.0
					소 각	0.0	0.0	0.0	0.0	0.0	0.0	0.0	0.0	0.0	0.0	0.0	0.0	0.0	0.0	0.0
					재 활 용	1.0	1.0	0.0	0.0	0.0	0.0	0.0	0.0	0.0	0.0	0.0	0.0	0.0	0.0	1.0
					해역배출	0.0	0.0	0.0	0.0	0.0	0.0	0.0	0.0	0.0	0.0	0.0	0.0	0.0	0.0	0.0
		외국인투자기업 전용산업단지	사천 외국인투자지역	발 생 량		2.9	0.7	0.0	0.3	0.0	0.4	0.0	0.0	0.0	0.0	0.0	0.0	0.0	0.0	0.0
				처리방법	매 립	2.2	0.0	0.0	0.0	0.0	0.0	0.0	0.0	0.0	0.0	0.0	0.0	0.0	0.0	0.0
					소 각	0.0	0.0	0.0	0.0	0.0	0.0	0.0	0.0	0.0	0.0	0.0	0.0	0.0	0.0	0.0
					재 활 용	0.7	0.7	0.0	0.3	0.0	0.4	0.0	0.0	0.0	0.0	0.0	0.0	0.0	0.0	0.0
					해역배출	0.0	0.0	0.0	0.0	0.0	0.0	0.0	0.0	0.0	0.0	0.0	0.0	0.0	0.0	0.0
	김해시	소계		발 생 량		9.0	1.6	0.0	0.0	0.1	0.4	0.0	0.0	0.0	0.0	0.0	0.0	1.1	0.0	0.0
				처리방법	매 립	0.7	0.0	0.0	0.0	0.0	0.0	0.0	0.0	0.0	0.0	0.0	0.0	0.0	0.0	0.0
					소 각	0.1	0.1	0.0	0.0	0.1	0.0	0.0	0.0	0.0	0.0	0.0	0.0	0.0	0.0	0.0
					재 활 용	8.2	1.5	0.0	0.0	0.0	0.4	0.0	0.0	0.0	0.0	0.0	0.0	1.1	0.0	0.0
					해역배출	0.0	0.0	0.0	0.0	0.0	0.0	0.0	0.0	0.0	0.0	0.0	0.0	0.0	0.0	0.0
		일반	덕암	발 생 량		1.6	1.3	0.0	0.0	0.1	0.1	0.0	0.0	0.0	0.0	0.0	0.0	1.1	0.0	0.0
				처리방법	매 립	0.3	0.0													
					소 각	0.1	0.1			0.1										
					재 활 용	1.2	1.2				0.1							1.1		
					해역배출	0.0	0.0													
		농공	나전	발 생 량		0.4	0.1	0.0	0.0	0.0	0.1	0.0	0.0	0.0	0.0	0.0	0.0	0.0	0.0	0.0
				처리방법	매 립	0.1	0.0													
					소 각	0.0	0.0													
					재 활 용	0.3	0.1				0.1									
					해역배출	0.0	0.0													
		농공	내삼	발 생 량		0.2	0.2	0.0	0.0	0.0	0.2	0.0	0.0	0.0	0.0	0.0	0.0	0.0	0.0	0.0
				처리방법	매 립	0.0	0.0													
					소 각	0.0	0.0													
					재 활 용	0.2	0.2				0.2									
					해역배출	0.0	0.0													
		일반	김해	발 생 량		6.5	0.0	0.0	0.0	0.0	0.0	0.0	0.0	0.0	0.0	0.0	0.0	0.0	0.0	0.0
				처리방법	매 립	0.0	0.0													
					소 각	0.0	0.0													
					재 활 용	6.5	0.0													
					해역배출	0.0	0.0													
		농공	본산	발 생 량		0.3	0.0	0.0	0.0	0.0	0.0	0.0	0.0	0.0	0.0	0.0	0.0	0.0	0.0	0.0
				처리방법	매 립	0.3	0.0													
					소 각	0.0	0.0													
					재 활 용	0.0	0.0													
					해역배출	0.0	0.0													
	밀양시	소계		발 생 량		49.3	30.6	0.3	0.4	13.3	13.5	0.0	0.0	2.9	0.2	0.0	0.0	0.0	0.0	0.0
				처리방법	매 립	4.2	0.2	0.0	0.0	0.0	0.0	0.0	0.0	0.0	0.2	0.0	0.0	0.0	0.0	0.0
					소 각	10.9	10.9	0.3	0.4	0.1	7.2	0.0	0.0	2.9	0.0	0.0	0.0	0.0	0.0	0.0
					재 활 용	34.2	19.5	0.0	0.0	13.2	6.3	0.0	0.0	0.0	0.0	0.0	0.0	0.0	0.0	0.0
					해역배출	0.0	0.0	0.0	0.0	0.0	0.0	0.0	0.0	0.0	0.0	0.0	0.0	0.0	0.0	0.0

(단위:톤/일)

구분		산업단지구분		발생량 및 처리현황		불 연 성															
시도	시군구	단지유형	산업단지명			소계	광재류	연소재	소각재	분진류	폐주물사 모래류	폐금속류	폐석회 석고류	폐촉매	폐흡착재 폐흡수재	유리· 도자기편류	무기성오니류				기타
																	폐수처리 오니	공정오니	정수처리 오니	하수처리 오니	
경남	사천시	농공단지	사천 송포 농공단지	발 생 량		0.0	0.0	0.0	0.0	0.0	0.0	0.0	0.0	0.0	0.0	0.0	0.0	0.0	0.0	0.0	0.0
				처리방법	매 립	0.0	0.0	0.0	0.0	0.0	0.0	0.0	0.0	0.0	0.0	0.0	0.0	0.0	0.0	0.0	0.0
					소 각	0.0	0.0	0.0	0.0	0.0	0.0	0.0	0.0	0.0	0.0	0.0	0.0	0.0	0.0	0.0	0.0
					재 활 용	0.0	0.0	0.0	0.0	0.0	0.0	0.0	0.0	0.0	0.0	0.0	0.0	0.0	0.0	0.0	0.0
					해역배출	0.0	0.0	0.0	0.0	0.0	0.0	0.0	0.0	0.0	0.0	0.0	0.0	0.0	0.0	0.0	0.0
		농공단지	사천 향촌삼재 농공단지	발 생 량		0.0	0.0	0.0	0.0	0.0	0.0	0.0	0.0	0.0	0.0	0.0	0.0	0.0	0.0	0.0	0.0
				처리방법	매 립	0.0	0.0	0.0	0.0	0.0	0.0	0.0	0.0	0.0	0.0	0.0	0.0	0.0	0.0	0.0	0.0
					소 각	0.0	0.0	0.0	0.0	0.0	0.0	0.0	0.0	0.0	0.0	0.0	0.0	0.0	0.0	0.0	0.0
					재 활 용	0.0	0.0	0.0	0.0	0.0	0.0	0.0	0.0	0.0	0.0	0.0	0.0	0.0	0.0	0.0	0.0
					해역배출	0.0	0.0	0.0	0.0	0.0	0.0	0.0	0.0	0.0	0.0	0.0	0.0	0.0	0.0	0.0	0.0
		외국인투자기업 전용산업단지	사천 외국인투자지역	발 생 량		2.2	0.0	0.0	0.0	0.0	2.2	0.0	0.0	0.0	0.0	0.0	0.0	0.0	0.0	0.0	0.0
				처리방법	매 립	2.2	0.0	0.0	0.0	0.0	2.2	0.0	0.0	0.0	0.0	0.0	0.0	0.0	0.0	0.0	0.0
					소 각	0.0	0.0	0.0	0.0	0.0	0.0	0.0	0.0	0.0	0.0	0.0	0.0	0.0	0.0	0.0	0.0
					재 활 용	0.0	0.0	0.0	0.0	0.0	0.0	0.0	0.0	0.0	0.0	0.0	0.0	0.0	0.0	0.0	0.0
					해역배출	0.0	0.0	0.0	0.0	0.0	0.0	0.0	0.0	0.0	0.0	0.0	0.0	0.0	0.0	0.0	0.0
	김해시	소계		발 생 량		7.4	0.0	0.0	0.3	0.0	6.5	0.0	0.0	0.0	0.0	0.0	0.4	0.2	0.0	0.0	0.0
				처리방법	매 립	0.7	0.0	0.0	0.3	0.0	0.0	0.0	0.0	0.0	0.0	0.0	0.4	0.0	0.0	0.0	0.0
					소 각	0.0	0.0	0.0	0.0	0.0	0.0	0.0	0.0	0.0	0.0	0.0	0.0	0.0	0.0	0.0	0.0
					재 활 용	6.7	0.0	0.0	0.0	0.0	6.5	0.0	0.0	0.0	0.0	0.0	0.0	0.2	0.0	0.0	0.0
					해역배출	0.0	0.0	0.0	0.0	0.0	0.0	0.0	0.0	0.0	0.0	0.0	0.0	0.0	0.0	0.0	0.0
		일반	덕암	발 생 량		0.3	0.0	0.0	0.0	0.0	0.0	0.0	0.0	0.0	0.0	0.0	0.3	0.0	0.0	0.0	0.0
				처리방법	매 립	0.3											0.3				
					소 각	0.0															
					재 활 용	0.0															
					해역배출	0.0															
		농공	나전	발 생 량		0.3	0.0	0.0	0.0	0.0	0.0	0.0	0.0	0.0	0.0	0.0	0.1	0.2	0.0	0.0	0.0
				처리방법	매 립	0.1											0.1				
					소 각	0.0															
					재 활 용	0.2												0.2			
					해역배출	0.0															
		농공	내삼	발 생 량		0.0	0.0	0.0	0.0	0.0	0.0	0.0	0.0	0.0	0.0	0.0	0.0	0.0	0.0	0.0	0.0
				처리방법	매 립	0.0															
					소 각	0.0															
					재 활 용	0.0															
					해역배출	0.0															
		일반	김해	발 생 량		6.5	0.0	0.0	0.0	0.0	6.5	0.0	0.0	0.0	0.0	0.0	0.0	0.0	0.0	0.0	0.0
				처리방법	매 립	0.0															
					소 각	0.0															
					재 활 용	6.5					6.5										
					해역배출	0.0															
		농공	본산	발 생 량		0.3	0.0	0.0	0.3	0.0	0.0	0.0	0.0	0.0	0.0	0.0	0.0	0.0	0.0	0.0	0.0
				처리방법	매 립	0.3			0.3												
					소 각	0.0															
					재 활 용	0.0															
					해역배출	0.0															
	밀양시	소계		발 생 량		18.7	1.6	0.0	1.8	0.5	1.9	0.0	0.0	0.0	0.0	0.6	0.3	1.7	0.0	0.0	10.3
				처리방법	매 립	4.0	0.5	0.0	1.8	0.0	0.3	0.0	0.0	0.0	0.0	0.6	0.3	0.0	0.0	0.0	0.5
					소 각	0.0	0.0	0.0	0.0	0.0	0.0	0.0	0.0	0.0	0.0	0.0	0.0	0.0	0.0	0.0	0.0
					재 활 용	14.7	1.1	0.0	0.0	0.5	1.6	0.0	0.0	0.0	0.0	0.0	0.0	1.7	0.0	0.0	9.8
					해역배출	0.0	0.0	0.0	0.0	0.0	0.0	0.0	0.0	0.0	0.0	0.0	0.0	0.0	0.0	0.0	0.0

(단위:톤/일)

구분		산업단지구분		발생량 및 처리현황		총계	가 연 성													
시도	시군구	단지유형	산업단지명				소계	폐지류	폐목재류	폐합성고분자화합물				유기성오니류				동식물성 폐잔재물	폐식용유	기타
										폐섬유류	폐합성 수지	폐합성 고무	폐피혁	폐수처리오니	공정오니	정수처리오니	하수처리오니			
경남	밀양시	일반산업단지	밀양사포 일반사업단지	발 생 량		2.8	0.1	0.0	0.0	0.0	0.1	0.0	0.0	0.0	0.0	0.0	0.0	0.0	0.0	0.0
				처리방법	매 립	0.5	0.0	0.0	0.0	0.0	0.0	0.0	0.0	0.0	0.0	0.0	0.0	0.0	0.0	0.0
					소 각	0.0	0.0	0.0	0.0	0.0	0.0	0.0	0.0	0.0	0.0	0.0	0.0	0.0	0.0	0.0
					재 활 용	2.3	0.1	0.0	0.0	0.0	0.1	0.0	0.0	0.0	0.0	0.0	0.0	0.0	0.0	0.0
					해역배출	0.0	0.0	0.0	0.0	0.0	0.0	0.0	0.0	0.0	0.0	0.0	0.0	0.0	0.0	0.0
		일반산업단지	밀양옹전 일반산업단지 -미입주로 발생량 없음	발 생 량		0.0	0.0	0.0	0.0	0.0	0.0	0.0	0.0	0.0	0.0	0.0	0.0	0.0	0.0	0.0
				처리방법	매 립	0.0	0.0	0.0	0.0	0.0	0.0	0.0	0.0	0.0	0.0	0.0	0.0	0.0	0.0	0.0
					소 각	0.0	0.0	0.0	0.0	0.0	0.0	0.0	0.0	0.0	0.0	0.0	0.0	0.0	0.0	0.0
					재 활 용	0.0	0.0	0.0	0.0	0.0	0.0	0.0	0.0	0.0	0.0	0.0	0.0	0.0	0.0	0.0
					해역배출	0.0	0.0	0.0	0.0	0.0	0.0	0.0	0.0	0.0	0.0	0.0	0.0	0.0	0.0	0.0
		일반산업단지	밀양하남 일반산업단지 -미입주로 발생량 없음	발 생 량		0.0	0.0	0.0	0.0	0.0	0.0	0.0	0.0	0.0	0.0	0.0	0.0	0.0	0.0	0.0
				처리방법	매 립	0.0	0.0	0.0	0.0	0.0	0.0	0.0	0.0	0.0	0.0	0.0	0.0	0.0	0.0	0.0
					소 각	0.0	0.0	0.0	0.0	0.0	0.0	0.0	0.0	0.0	0.0	0.0	0.0	0.0	0.0	0.0
					재 활 용	0.0	0.0	0.0	0.0	0.0	0.0	0.0	0.0	0.0	0.0	0.0	0.0	0.0	0.0	0.0
					해역배출	0.0	0.0	0.0	0.0	0.0	0.0	0.0	0.0	0.0	0.0	0.0	0.0	0.0	0.0	0.0
		농공단지	밀양부북 특별농공단지	발 생 량		21.6	20.5	0.0	0.0	13.2	4.4	0.0	0.0	2.9	0.0	0.0	0.0	0.0	0.0	0.0
				처리방법	매 립	1.1	0.0	0.0	0.0	0.0	0.0	0.0	0.0	0.0	0.0	0.0	0.0	0.0	0.0	0.0
					소 각	7.1	7.1	0.0	0.0	0.0	4.2	0.0	0.0	2.9	0.0	0.0	0.0	0.0	0.0	0.0
					재 활 용	13.4	13.4	0.0	0.0	13.2	0.2	0.0	0.0	0.0	0.0	0.0	0.0	0.0	0.0	0.0
					해역배출	0.0	0.0	0.0	0.0	0.0	0.0	0.0	0.0	0.0	0.0	0.0	0.0	0.0	0.0	0.0
		농공단지	밀양상남 특별농공단지	발 생 량		10.7	8.9	0.3	0.4	0.1	8.1	0.0	0.0	0.0	0.0	0.0	0.0	0.0	0.0	0.0
				처리방법	매 립	1.8	0.0	0.0	0.0	0.0	0.0	0.0	0.0	0.0	0.0	0.0	0.0	0.0	0.0	0.0
					소 각	3.5	3.5	0.3	0.4	0.1	2.7	0.0	0.0	0.0	0.0	0.0	0.0	0.0	0.0	0.0
					재 활 용	5.4	5.4	0.0	0.0	0.0	5.4	0.0	0.0	0.0	0.0	0.0	0.0	0.0	0.0	0.0
					해역배출	0.0	0.0	0.0	0.0	0.0	0.0	0.0	0.0	0.0	0.0	0.0	0.0	0.0	0.0	0.0
		농공단지	밀양제대 농공단지 -미입주로 발생량 없음	발 생 량		0.0	0.0	0.0	0.0	0.0	0.0	0.0	0.0	0.0	0.0	0.0	0.0	0.0	0.0	0.0
				처리방법	매 립	0.0	0.0	0.0	0.0	0.0	0.0	0.0	0.0	0.0	0.0	0.0	0.0	0.0	0.0	0.0
					소 각	0.0	0.0	0.0	0.0	0.0	0.0	0.0	0.0	0.0	0.0	0.0	0.0	0.0	0.0	0.0
					재 활 용	0.0	0.0	0.0	0.0	0.0	0.0	0.0	0.0	0.0	0.0	0.0	0.0	0.0	0.0	0.0
					해역배출	0.0	0.0	0.0	0.0	0.0	0.0	0.0	0.0	0.0	0.0	0.0	0.0	0.0	0.0	0.0
		농공단지	밀양초동 특별농공단지	발 생 량		11.0	0.9	0.0	0.0	0.0	0.7	0.0	0.0	0.0	0.2	0.0	0.0	0.0	0.0	0.0
				처리방법	매 립	0.2	0.2	0.0	0.0	0.0	0.0	0.0	0.0	0.0	0.2	0.0	0.0	0.0	0.0	0.0
					소 각	0.1	0.1	0.0	0.0	0.0	0.1	0.0	0.0	0.0	0.0	0.0	0.0	0.0	0.0	0.0
					재 활 용	10.7	0.6	0.0	0.0	0.0	0.6	0.0	0.0	0.0	0.0	0.0	0.0	0.0	0.0	0.0
					해역배출	0.0	0.0	0.0	0.0	0.0	0.0	0.0	0.0	0.0	0.0	0.0	0.0	0.0	0.0	0.0
		농공단지	밀양춘화 농공단지 -미입주로 발생량 없음	발 생 량		0.0	0.0	0.0	0.0	0.0	0.0	0.0	0.0	0.0	0.0	0.0	0.0	0.0	0.0	0.0
				처리방법	매 립	0.0	0.0	0.0	0.0	0.0	0.0	0.0	0.0	0.0	0.0	0.0	0.0	0.0	0.0	0.0
					소 각	0.0	0.0	0.0	0.0	0.0	0.0	0.0	0.0	0.0	0.0	0.0	0.0	0.0	0.0	0.0
					재 활 용	0.0	0.0	0.0	0.0	0.0	0.0	0.0	0.0	0.0	0.0	0.0	0.0	0.0	0.0	0.0
					해역배출	0.0	0.0	0.0	0.0	0.0	0.0	0.0	0.0	0.0	0.0	0.0	0.0	0.0	0.0	0.0
		농공단지	밀양하남 농공단지	발 생 량		3.2	0.2	0.0	0.0	0.0	0.2	0.0	0.0	0.0	0.0	0.0	0.0	0.0	0.0	0.0
				처리방법	매 립	0.6	0.0	0.0	0.0	0.0	0.0	0.0	0.0	0.0	0.0	0.0	0.0	0.0	0.0	0.0
					소 각	0.2	0.2	0.0	0.0	0.0	0.2	0.0	0.0	0.0	0.0	0.0	0.0	0.0	0.0	0.0
					재 활 용	2.4	0.0	0.0	0.0	0.0	0.0	0.0	0.0	0.0	0.0	0.0	0.0	0.0	0.0	0.0
					해역배출	0.0	0.0	0.0	0.0	0.0	0.0	0.0	0.0	0.0	0.0	0.0	0.0	0.0	0.0	0.0
		농공단지	밀양대미 농공단지 -미입주로 발생량 없음	발 생 량		0.0	0.0	0.0	0.0	0.0	0.0	0.0	0.0	0.0	0.0	0.0	0.0	0.0	0.0	0.0
				처리방법	매 립	0.0	0.0	0.0	0.0	0.0	0.0	0.0	0.0	0.0	0.0	0.0	0.0	0.0	0.0	0.0
					소 각	0.0	0.0	0.0	0.0	0.0	0.0	0.0	0.0	0.0	0.0	0.0	0.0	0.0	0.0	0.0
					재 활 용	0.0	0.0	0.0	0.0	0.0	0.0	0.0	0.0	0.0	0.0	0.0	0.0	0.0	0.0	0.0
					해역배출	0.0	0.0	0.0	0.0	0.0	0.0	0.0	0.0	0.0	0.0	0.0	0.0	0.0	0.0	0.0

(단위:톤/일)

구분		산업단지구분		발생량 및 처리현황		불 연 성															
시도	시군구	단지유형	산업단지명			소계	광재류	연소재	소각재	분진류	폐주물사 모래류	폐금속류	폐석회 석고류	폐촉매	폐흡착재 폐흡수재	유리· 도자기편류	무기성오니류				기타
																	폐수처리 오니	공정오니	정수처리 오니	하수처리 오니	
경남	밀양시	일반산업단지	밀양사포 일반사업단지	발 생 량		2.7	0.4	0.0	0.0	0.3	0.2	0.0	0.0	0.0	0.0	0.0	0.3	1.5	0.0	0.0	0.0
				처리방법	매 립	0.5	0.0	0.0	0.0	0.0	0.2	0.0	0.0	0.0	0.0	0.0	0.3	0.0	0.0	0.0	0.0
					소 각	0.0	0.0	0.0	0.0	0.0	0.0	0.0	0.0	0.0	0.0	0.0	0.0	0.0	0.0	0.0	0.0
					재활용	2.2	0.4	0.0	0.0	0.3	0.0	0.0	0.0	0.0	0.0	0.0	0.0	1.5	0.0	0.0	0.0
					해역배출	0.0	0.0	0.0	0.0	0.0	0.0	0.0	0.0	0.0	0.0	0.0	0.0	0.0	0.0	0.0	0.0
		일반산업단지	밀양응전 일반산업단지 -미입주로 발생량 없음	발 생 량		0.0	0.0	0.0	0.0	0.0	0.0	0.0	0.0	0.0	0.0	0.0	0.0	0.0	0.0	0.0	0.0
				처리방법	매 립	0.0	0.0	0.0	0.0	0.0	0.0	0.0	0.0	0.0	0.0	0.0	0.0	0.0	0.0	0.0	0.0
					소 각	0.0	0.0	0.0	0.0	0.0	0.0	0.0	0.0	0.0	0.0	0.0	0.0	0.0	0.0	0.0	0.0
					재활용	0.0	0.0	0.0	0.0	0.0	0.0	0.0	0.0	0.0	0.0	0.0	0.0	0.0	0.0	0.0	0.0
					해역배출	0.0	0.0	0.0	0.0	0.0	0.0	0.0	0.0	0.0	0.0	0.0	0.0	0.0	0.0	0.0	0.0
		일반산업단지	밀양하남 일반산업단지 -미입주로 발생량 없음	발 생 량		0.0	0.0	0.0	0.0	0.0	0.0	0.0	0.0	0.0	0.0	0.0	0.0	0.0	0.0	0.0	0.0
				처리방법	매 립	0.0	0.0	0.0	0.0	0.0	0.0	0.0	0.0	0.0	0.0	0.0	0.0	0.0	0.0	0.0	0.0
					소 각	0.0	0.0	0.0	0.0	0.0	0.0	0.0	0.0	0.0	0.0	0.0	0.0	0.0	0.0	0.0	0.0
					재활용	0.0	0.0	0.0	0.0	0.0	0.0	0.0	0.0	0.0	0.0	0.0	0.0	0.0	0.0	0.0	0.0
					해역배출	0.0	0.0	0.0	0.0	0.0	0.0	0.0	0.0	0.0	0.0	0.0	0.0	0.0	0.0	0.0	0.0
		농공단지	밀양부북 특별농공단지	발 생 량		1.1	0.0	0.0	0.0	0.0	0.0	0.0	0.0	0.0	0.0	0.6	0.0	0.0	0.0	0.0	0.5
				처리방법	매 립	1.1	0.0	0.0	0.0	0.0	0.0	0.0	0.0	0.0	0.0	0.6	0.0	0.0	0.0	0.0	0.5
					소 각	0.0	0.0	0.0	0.0	0.0	0.0	0.0	0.0	0.0	0.0	0.0	0.0	0.0	0.0	0.0	0.0
					재활용	0.0	0.0	0.0	0.0	0.0	0.0	0.0	0.0	0.0	0.0	0.0	0.0	0.0	0.0	0.0	0.0
					해역배출	0.0	0.0	0.0	0.0	0.0	0.0	0.0	0.0	0.0	0.0	0.0	0.0	0.0	0.0	0.0	0.0
		농공단지	밀양상남 특별농공단지	발 생 량		1.8	0.0	0.0	1.8	0.0	0.0	0.0	0.0	0.0	0.0	0.0	0.0	0.0	0.0	0.0	0.0
				처리방법	매 립	1.8	0.0	0.0	1.8	0.0	0.0	0.0	0.0	0.0	0.0	0.0	0.0	0.0	0.0	0.0	0.0
					소 각	0.0	0.0	0.0	0.0	0.0	0.0	0.0	0.0	0.0	0.0	0.0	0.0	0.0	0.0	0.0	0.0
					재활용	0.0	0.0	0.0	0.0	0.0	0.0	0.0	0.0	0.0	0.0	0.0	0.0	0.0	0.0	0.0	0.0
					해역배출	0.0	0.0	0.0	0.0	0.0	0.0	0.0	0.0	0.0	0.0	0.0	0.0	0.0	0.0	0.0	0.0
		농공단지	밀양제대 농공단지 -미입주로 발생량 없음	발 생 량		0.0	0.0	0.0	0.0	0.0	0.0	0.0	0.0	0.0	0.0	0.0	0.0	0.0	0.0	0.0	0.0
				처리방법	매 립	0.0	0.0	0.0	0.0	0.0	0.0	0.0	0.0	0.0	0.0	0.0	0.0	0.0	0.0	0.0	0.0
					소 각	0.0	0.0	0.0	0.0	0.0	0.0	0.0	0.0	0.0	0.0	0.0	0.0	0.0	0.0	0.0	0.0
					재활용	0.0	0.0	0.0	0.0	0.0	0.0	0.0	0.0	0.0	0.0	0.0	0.0	0.0	0.0	0.0	0.0
					해역배출	0.0	0.0	0.0	0.0	0.0	0.0	0.0	0.0	0.0	0.0	0.0	0.0	0.0	0.0	0.0	0.0
		농공단지	밀양초동 특별농공단지	발 생 량		10.1	0.0	0.0	0.0	0.1	0.0	0.0	0.0	0.0	0.0	0.0	0.0	0.2	0.0	0.0	9.8
				처리방법	매 립	0.0	0.0	0.0	0.0	0.0	0.0	0.0	0.0	0.0	0.0	0.0	0.0	0.0	0.0	0.0	0.0
					소 각	0.0	0.0	0.0	0.0	0.0	0.0	0.0	0.0	0.0	0.0	0.0	0.0	0.0	0.0	0.0	0.0
					재활용	10.1	0.0	0.0	0.0	0.1	0.0	0.0	0.0	0.0	0.0	0.0	0.0	0.2	0.0	0.0	9.8
					해역배출	0.0	0.0	0.0	0.0	0.0	0.0	0.0	0.0	0.0	0.0	0.0	0.0	0.0	0.0	0.0	0.0
		농공단지	밀양춘화 농공단지 -미입주로 발생량 없음	발 생 량		0.0	0.0	0.0	0.0	0.0	0.0	0.0	0.0	0.0	0.0	0.0	0.0	0.0	0.0	0.0	0.0
				처리방법	매 립	0.0	0.0	0.0	0.0	0.0	0.0	0.0	0.0	0.0	0.0	0.0	0.0	0.0	0.0	0.0	0.0
					소 각	0.0	0.0	0.0	0.0	0.0	0.0	0.0	0.0	0.0	0.0	0.0	0.0	0.0	0.0	0.0	0.0
					재활용	0.0	0.0	0.0	0.0	0.0	0.0	0.0	0.0	0.0	0.0	0.0	0.0	0.0	0.0	0.0	0.0
					해역배출	0.0	0.0	0.0	0.0	0.0	0.0	0.0	0.0	0.0	0.0	0.0	0.0	0.0	0.0	0.0	0.0
		농공단지	밀양하남 농공단지	발 생 량		3.0	1.2	0.0	0.0	0.1	1.7	0.0	0.0	0.0	0.0	0.0	0.0	0.0	0.0	0.0	0.0
				처리방법	매 립	0.6	0.5	0.0	0.0	0.0	0.1	0.0	0.0	0.0	0.0	0.0	0.0	0.0	0.0	0.0	0.0
					소 각	0.0	0.0	0.0	0.0	0.0	0.0	0.0	0.0	0.0	0.0	0.0	0.0	0.0	0.0	0.0	0.0
					재활용	2.4	0.7	0.0	0.0	0.1	1.6	0.0	0.0	0.0	0.0	0.0	0.0	0.0	0.0	0.0	0.0
					해역배출	0.0	0.0	0.0	0.0	0.0	0.0	0.0	0.0	0.0	0.0	0.0	0.0	0.0	0.0	0.0	0.0
		농공단지	밀양대미 농공단지 -미입주로 발생량 없음	발 생 량		0.0	0.0	0.0	0.0	0.0	0.0	0.0	0.0	0.0	0.0	0.0	0.0	0.0	0.0	0.0	0.0
				처리방법	매 립	0.0	0.0	0.0	0.0	0.0	0.0	0.0	0.0	0.0	0.0	0.0	0.0	0.0	0.0	0.0	0.0
					소 각	0.0	0.0	0.0	0.0	0.0	0.0	0.0	0.0	0.0	0.0	0.0	0.0	0.0	0.0	0.0	0.0
					재활용	0.0	0.0	0.0	0.0	0.0	0.0	0.0	0.0	0.0	0.0	0.0	0.0	0.0	0.0	0.0	0.0
					해역배출	0.0	0.0	0.0	0.0	0.0	0.0	0.0	0.0	0.0	0.0	0.0	0.0	0.0	0.0	0.0	0.0

(단위:톤/일)

구분		산업단지구분		발생량 및 처리현황		총계	가연성													
시도	시군구	단지유형	산업단지명				소계	폐지류	폐목재류	폐합성고분자화합물				유기성오니류				동식물성 폐잔재물	폐식용유	기타
										폐섬유류	폐합성 수지	폐합성 고무	폐피혁	폐수처리오니	공정오니	정수처리오니	하수처리오니			
경남	밀양시	농공단지	밀양미전 농공단지 -미입주로 발생량 없음	발생량		0.0	0.0	0.0	0.0	0.0	0.0	0.0	0.0	0.0	0.0	0.0	0.0	0.0	0.0	0.0
				처리방법	매립	0.0	0.0	0.0	0.0	0.0	0.0	0.0	0.0	0.0	0.0	0.0	0.0	0.0	0.0	0.0
					소각	0.0	0.0	0.0	0.0	0.0	0.0	0.0	0.0	0.0	0.0	0.0	0.0	0.0	0.0	0.0
					재활용	0.0	0.0	0.0	0.0	0.0	0.0	0.0	0.0	0.0	0.0	0.0	0.0	0.0	0.0	0.0
					해역배출	0.0	0.0	0.0	0.0	0.0	0.0	0.0	0.0	0.0	0.0	0.0	0.0	0.0	0.0	0.0
	거제시	소계		발생량		238.1	122.0	8.9	27.0	0.0	39.3	1.1	0.0	0.0	0.0	0.0	0.4	0.0	0.2	45.1
				처리방법	매립	116.4	0.4	0.0	0.0	0.0	0.0	0.0	0.0	0.0	0.0	0.0	0.4	0.0	0.0	0.0
					소각	88.7	88.7	0.0	17.8	0.0	31.1	0.2	0.0	0.0	0.0	0.0	0.0	0.0	0.0	39.6
					재활용	33.0	32.9	8.9	9.2	0.0	8.2	0.9	0.0	0.0	0.0	0.0	0.0	0.0	0.2	5.5
					해역배출	0.0	0.0	0.0	0.0	0.0	0.0	0.0	0.0	0.0	0.0	0.0	0.0	0.0	0.0	0.0
		국가	옥포	발생량		92.9	50.3	8.9	0.0	0.0	1.1	0.5	0.0	0.0	0.0	0.0	0.0	0.0	0.2	39.6
				처리방법	매립	42.6	0.0													
					소각	39.6	39.6													39.6
					재활용	10.7	10.7	8.9			1.1	0.5							0.2	
					해역배출	0.0	0.0													
		국가	죽도	발생량		144.0	71.2	0.0	26.8	0.0	38.0	0.6	0.0	0.0	0.0	0.0	0.3	0.0	0.0	5.5
				처리방법	매립	73.0	0.3										0.3			
					소각	49.1	49.1		17.8		31.1	0.2								
					재활용	21.9	21.8		9.0		6.9	0.4								5.5
					해역배출	0.0	0.0													
		일반	오비	발생량		0.2	0.1	0.0	0.0	0.0	0.1	0.0	0.0	0.0	0.0	0.0	0.0	0.0	0.0	0.0
				처리방법	매립	0.1	0.0													
					소각	0.0	0.0													
					재활용	0.1	0.1				0.1									
					해역배출	0.0	0.0													
		농공단지	한내조선특화	발생량		1.0	0.4	0.0	0.2	0.0	0.1	0.0	0.0	0.0	0.0	0.0	0.1	0.0	0.0	0.0
				처리방법	매립	0.7	0.1										0.1			
					소각	0.0	0.0													
					재활용	0.3	0.3		0.2		0.1									
					해역배출	0.0	0.0													
	양산시	소계		발생량		70.3	39.4	0.0	2.0	0.8	15.0	20.2	0.0	0.2	0.0	0.0	0.0	1.2	0.0	0.0
				처리방법	매립	11.3	1.1	0.0	0.0	0.0	0.0	0.0	0.0	0.0	0.0	0.0	0.0	1.1	0.0	0.0
					소각	7.0	7.0	0.0	0.0	0.6	3.7	2.6	0.0	0.0	0.0	0.0	0.0	0.1	0.0	0.0
					재활용	52.0	31.3	0.0	2.0	0.2	11.3	17.6	0.0	0.2	0.0	0.0	0.0	0.0	0.0	0.0
					해역배출	0.0	0.0	0.0	0.0	0.0	0.0	0.0	0.0	0.0	0.0	0.0	0.0	0.0	0.0	0.0
		농공	웅상농공단지	발생량		1.7	1.7	0.0	0.0	0.0	0.3	0.3	0.0	0.0	0.0	0.0	0.0	1.1	0.0	0.0
				처리방법	매립	1.1	1.1											1.1		
					소각	0.0	0.0				0.0									
					재활용	0.6	0.6				0.3	0.3								
					해역배출	0.0	0.0													
		일반	양산 일반산업단지	발생량		43.8	17.7	0.0	2.0	0.6	3.5	11.4	0.0	0.2	0.0	0.0	0.0	0.0	0.0	0.0
				처리방법	매립	8.7	0.0													
					소각	4.8	4.8			0.6	2.3	1.9								
					재활용	30.3	12.9		2.0		1.2	9.5		0.2				0.0		
					해역배출	0.0	0.0													
		일반	어곡 일반산업단지	발생량		24.8	20.0	0.0	0.0	0.2	11.2	8.5	0.0	0.0	0.0	0.0	0.0	0.1	0.0	0.0
				처리방법	매립	1.5	0.0													
					소각	2.2	2.2				1.4	0.7						0.1		
					재활용	21.1	17.8			0.2	9.8	7.8								
					해역배출	0.0	0.0													

(단위:톤/일)

구분		산업단지구분		발생량 및 처리현황		불 연 성															
시도	시군구	단지유형	산업단지명			소계	광재류	연소재	소각재	분진류	폐주물사 모래류	폐금속류	폐석회 석고류	폐촉매	폐흡착재 폐흡수재	유리·도자기편류	무기성오니류				기타
																	폐수처리 오니	공정오니	정수처리 오니	하수처리 오니	
경남	밀양시	농공단지	밀양미전 농공단지 -미입주로 발생량 없음	발 생 량		0.0	0.0	0.0	0.0	0.0	0.0	0.0	0.0	0.0	0.0	0.0	0.0	0.0	0.0	0.0	0.0
				처리방법	매 립	0.0	0.0	0.0	0.0	0.0	0.0	0.0	0.0	0.0	0.0	0.0	0.0	0.0	0.0	0.0	0.0
					소 각	0.0	0.0	0.0	0.0	0.0	0.0	0.0	0.0	0.0	0.0	0.0	0.0	0.0	0.0	0.0	0.0
					재활용	0.0	0.0	0.0	0.0	0.0	0.0	0.0	0.0	0.0	0.0	0.0	0.0	0.0	0.0	0.0	0.0
					해역배출	0.0	0.0	0.0	0.0	0.0	0.0	0.0	0.0	0.0	0.0	0.0	0.0	0.0	0.0	0.0	0.0
	거제시	소계		발 생 량		116.1	48.3	0.0	13.9	31.0	0.1	0.0	0.0	0.0	0.4	0.0	0.0	22.4	0.0	0.0	0.0
				처리방법	매 립	116.0	48.3	0.0	13.9	31.0	0.0	0.0	0.0	0.0	0.4	0.0	0.0	22.4	0.0	0.0	0.0
					소 각	0.0	0.0	0.0	0.0	0.0	0.0	0.0	0.0	0.0	0.0	0.0	0.0	0.0	0.0	0.0	0.0
					재 활 용	0.1	0.0	0.0	0.0	0.0	0.1	0.0	0.0	0.0	0.0	0.0	0.0	0.0	0.0	0.0	0.0
					해역배출	0.0	0.0	0.0	0.0	0.0	0.0	0.0	0.0	0.0	0.0	0.0	0.0	0.0	0.0	0.0	0.0
		국가	옥포	발 생 량		42.6	30.8	0.0	0.0	11.8	0.0	0.0	0.0	0.0	0.0	0.0	0.0	0.0	0.0	0.0	0.0
				처리방법	매 립	42.6	30.8			11.8											
					소 각	0.0															
					재 활 용	0.0															
					해역배출	0.0															
		국가	죽도	발 생 량		72.8	16.9	0.0	13.9	19.1	0.1	0.0	0.0	0.0	0.4	0.0	0.0	22.4	0.0	0.0	0.0
				처리방법	매 립	72.7	16.9		13.9	19.1					0.4			22.4			
					소 각	0.0															
					재 활 용	0.1					0.1										
					해역배출	0.0															
		일반	오비	발 생 량		0.1	0.1	0.0	0.0	0.0	0.0	0.0	0.0	0.0	0.0	0.0	0.0	0.0	0.0	0.0	0.0
				처리방법	매 립	0.1	0.1														
					소 각	0.0															
					재 활 용	0.0															
					해역배출	0.0															
		농공단지	한내조선특화	발 생 량		0.6	0.5	0.0	0.0	0.1	0.0	0.0	0.0	0.0	0.0	0.0	0.0	0.0	0.0	0.0	0.0
				처리방법	매 립	0.6	0.5			0.1											
					소 각	0.0															
					재 활 용	0.0															
					해역배출	0.0															
	양산시	소계		발 생 량		30.9	2.8	0.0	0.0	4.0	5.5	0.0	0.0	0.0	0.6	0.0	11.2	1.7	0.0	0.0	5.1
				처리방법	매 립	10.2	0.5	0.0	0.0	0.9	0.2	0.0	0.0	0.0	0.0	0.0	7.0	1.6	0.0	0.0	0.0
					소 각	0.0	0.0	0.0	0.0	0.0	0.0	0.0	0.0	0.0	0.0	0.0	0.0	0.0	0.0	0.0	0.0
					재 활 용	20.7	2.3	0.0	0.0	3.1	5.3	0.0	0.0	0.0	0.6	0.0	4.2	0.1	0.0	0.0	5.1
					해역배출	0.0	0.0	0.0	0.0	0.0	0.0	0.0	0.0	0.0	0.0	0.0	0.0	0.0	0.0	0.0	0.0
		농공	웅상농공단지	발 생 량		0.0	0.0	0.0	0.0	0.0	0.0	0.0	0.0	0.0	0.0	0.0	0.0	0.0	0.0	0.0	0.0
				처리방법	매 립	0.0											0.0				
					소 각	0.0															
					재 활 용	0.0															
					해역배출	0.0															
		일반	양산 일반산업단지	발 생 량		26.1	2.0	0.0	0.0	3.8	5.5	0.0	0.0	0.0	0.5	0.0	10.6	1.5	0.0	0.0	2.2
				처리방법	매 립	8.7				0.7	0.2				0.0		6.4	1.4			
					소 각	0.0															
					재 활 용	17.4	2.0			3.1	5.3				0.5		4.2	0.1			2.2
					해역배출	0.0															
		일반	어곡 일반산업단지	발 생 량		4.8	0.8	0.0	0.0	0.2	0.0	0.0	0.0	0.0	0.1	0.0	0.6	0.2	0.0	0.0	2.9
				처리방법	매 립	1.5	0.5			0.2							0.6	0.2			
					소 각	0.0															
					재 활 용	3.3	0.3								0.1						2.9
					해역배출	0.0															

(단위:톤/일)

구분		산업단지구분		발생량 및 처리현황		총계	가 연 성													
시도	시군구	단지유형	산업단지명				소계	폐지류	폐목재류	폐합성고분자화합물				유기성오니류				동식물성 폐잔재물	폐식용유	기타
										폐섬유류	폐합성 수지	폐합성 고무	폐피혁	폐수처리오니	공정오니	정수처리오니	하수처리오니			
경남	양산시	일반	산막 일반산업단지	발생량		0.0	0.0	0.0	0.0	0.0	0.0	0.0	0.0	0.0	0.0	0.0	0.0	0.0	0.0	0.0
				처리방법	매 립	0.0	0.0													
					소 각	0.0	0.0													
					재 활 용	0.0	0.0													
					해역배출	0.0	0.0													
	의령군	소계		발생량		19.1	0.4	0.0	0.0	0.0	0.4	0.0	0.0	0.0	0.0	0.0	0.0	0.0	0.0	0.0
				처리방법	매 립	0.1	0.0	0.0	0.0	0.0	0.0	0.0	0.0	0.0	0.0	0.0	0.0	0.0	0.0	0.0
					소 각	0.1	0.1	0.0	0.0	0.0	0.1	0.0	0.0	0.0	0.0	0.0	0.0	0.0	0.0	0.0
					재 활 용	18.9	0.3	0.0	0.0	0.0	0.3	0.0	0.0	0.0	0.0	0.0	0.0	0.0	0.0	0.0
					해역배출	0.0	0.0	0.0	0.0	0.0	0.0	0.0	0.0	0.0	0.0	0.0	0.0	0.0	0.0	0.0
		농공단지	동동	발생량		17.7	0.2	0.0	0.0	0.0	0.2	0.0	0.0	0.0	0.0	0.0	0.0	0.0	0.0	0.0
				처리방법	매 립	0.1	0.0													
					소 각	0.1	0.1				0.1									
					재 활 용	17.5	0.1				0.1									
					해역배출	0.0	0.0													
		농공단지	봉수	발생량		0.5	0.0	0.0	0.0	0.0	0.0	0.0	0.0	0.0	0.0	0.0	0.0	0.0	0.0	0.0
				처리방법	매 립	0.0	0.0													
					소 각	0.0	0.0													
					재 활 용	0.5	0.0													
					해역배출	0.0	0.0													
		농공단지	부림	발생량		0.2	0.2	0.0	0.0	0.0	0.2	0.0	0.0	0.0	0.0	0.0	0.0	0.0	0.0	0.0
				처리방법	매 립	0.0	0.0													
					소 각	0.0	0.0													
					재 활 용	0.2	0.2				0.2									
					해역배출	0.0	0.0													
		농공단지	정곡	발생량		0.7	0.0	0.0	0.0	0.0	0.0	0.0	0.0	0.0	0.0	0.0	0.0	0.0	0.0	0.0
				처리방법	매 립	0.0	0.0													
					소 각	0.0	0.0													
					재 활 용	0.7	0.0													
					해역배출	0.0	0.0													
	함안군	소계		발생량		572.7	145.1	0.0	0.8	0.0	72.6	0.1	0.0	39.3	0.0	0.0	0.0	32.3	0.0	0.0
				처리방법	매 립	73.3	0.3	0.0	0.0	0.0	0.0	0.0	0.0	0.3	0.0	0.0	0.0	0.0	0.0	0.0
					소 각	53.0	53.0	0.0	0.0	0.0	53.0	0.0	0.0	0.0	0.0	0.0	0.0	0.0	0.0	0.0
					재 활 용	416.9	62.3	0.0	0.8	0.0	19.6	0.1	0.0	9.5	0.0	0.0	0.0	32.3	0.0	0.0
					해역배출	29.5	29.5	0.0	0.0	0.0	0.0	0.0	0.0	29.5	0.0	0.0	0.0	0.0	0.0	0.0
		농공	군북	발생량		1.9	0.3	0.0	0.0	0.0	0.0	0.0	0.0	0.3	0.0	0.0	0.0	0.0	0.0	0.0
				처리방법	매 립	0.9	0.3							0.3						
					소 각	0.0	0.0													
					재 활 용	1.0	0.0													
					해역배출	0.0	0.0													
		농공	모로	발생량		0.6	0.2	0.0	0.0	0.0	0.2	0.0	0.0	0.0	0.0	0.0	0.0	0.0	0.0	0.0
				처리방법	매 립	0.4	0.0													
					소 각	0.0	0.0													
					재 활 용	0.2	0.2				0.2									
					해역배출	0.0	0.0													
		농공	법수	발생량		7.3	0.8	0.0	0.0	0.0	0.3	0.0	0.0	0.0	0.0	0.0	0.0	0.5	0.0	0.0
				처리방법	매 립	0.2	0.0													
					소 각	0.0	0.0													
					재 활 용	7.1	0.8				0.3							0.5		
					해역배출	0.0	0.0													

(단위:톤/일)

구분		산업단지구분		발생량 및 처리현황		불 연 성															
시도	시군구	단지유형	산업단지명			소계	광재류	연소재	소각재	분진류	폐주물사 모래류	폐금속류	폐석회 석고류	폐촉매	폐흡착재 폐흡수재	유리·도자기편류	무기성오니류				기타
																	폐수처리 오니	공정오니	정수처리 오니	하수처리 오니	
경남	양산시	일반	산막 일반산업단지	발 생 량		0.0	0.0	0.0	0.0	0.0	0.0	0.0	0.0	0.0	0.0	0.0	0.0	0.0	0.0	0.0	0.0
				처리방법	매 립	0.0															
					소 각	0.0															
					재 활 용	0.0															
					해역배출	0.0															
	의령군	소계		발 생 량		18.7	1.3	0.0	0.0	0.8	16.5	0.0	0.0	0.0	0.0	0.0	0.0	0.0	0.0	0.0	0.1
				처리방법	매 립	0.1	0.0	0.0	0.0	0.0	0.0	0.0	0.0	0.0	0.0	0.0	0.0	0.0	0.0	0.0	0.1
					소 각	0.0	0.0	0.0	0.0	0.0	0.0	0.0	0.0	0.0	0.0	0.0	0.0	0.0	0.0	0.0	0.0
					재 활 용	18.6	1.3	0.0	0.0	0.8	16.5	0.0	0.0	0.0	0.0	0.0	0.0	0.0	0.0	0.0	0.0
					해역배출	0.0	0.0	0.0	0.0	0.0	0.0	0.0	0.0	0.0	0.0	0.0	0.0	0.0	0.0	0.0	0.0
		농공단지	동동	발 생 량		17.5	0.7	0.0	0.0	0.2	16.5	0.0	0.0	0.0	0.0	0.0	0.0	0.0	0.0	0.0	0.1
				처리방법	매 립	0.1															0.1
					소 각	0.0															
					재 활 용	17.4	0.7			0.2	16.5										
					해역배출	0.0															
		농공단지	봉수	발 생 량		0.5	0.0	0.0	0.0	0.5	0.0	0.0	0.0	0.0	0.0	0.0	0.0	0.0	0.0	0.0	0.0
				처리방법	매 립	0.0															
					소 각	0.0															
					재 활 용	0.5				0.5											
					해역배출	0.0															
		농공단지	부림	발 생 량		0.0	0.0	0.0	0.0	0.0	0.0	0.0	0.0	0.0	0.0	0.0	0.0	0.0	0.0	0.0	0.0
				처리방법	매 립	0.0															
					소 각	0.0															
					재 활 용	0.0															
					해역배출	0.0															
		농공단지	정곡	발 생 량		0.7	0.6	0.0	0.0	0.1	0.0	0.0	0.0	0.0	0.0	0.0	0.0	0.0	0.0	0.0	0.0
				처리방법	매 립	0.0															
					소 각	0.0															
					재 활 용	0.7	0.6			0.1											
					해역배출	0.0															
	함안군	소계		발 생 량		427.6	300.6	0.0	31.6	1.5	40.5	0.0	1.5	0.0	0.1	1.8	1.9	32.9	0.0	0.0	15.2
				처리방법	매 립	73.0	12.0	0.0	31.6	0.4	0.0	0.0	1.5	0.0	0.0	1.8	0.0	25.5	0.0	0.0	0.2
					소 각	0.0	0.0	0.0	0.0	0.0	0.0	0.0	0.0	0.0	0.0	0.0	0.0	0.0	0.0	0.0	0.0
					재 활 용	354.6	288.6	0.0	0.0	1.1	40.5	0.0	0.0	0.0	0.1	0.0	1.9	7.4	0.0	0.0	15.0
					해역배출	0.0	0.0	0.0	0.0	0.0	0.0	0.0	0.0	0.0	0.0	0.0	0.0	0.0	0.0	0.0	0.0
		농공	군북	발 생 량		1.6	0.1	0.0	0.6	0.4	0.5	0.0	0.0	0.0	0.0	0.0	0.0	0.0	0.0	0.0	0.0
				처리방법	매 립	0.6			0.6												
					소 각	0.0															
					재 활 용	1.0	0.1			0.4	0.5										
					해역배출	0.0															
		농공	모로	발 생 량		0.4	0.0	0.0	0.0	0.4	0.0	0.0	0.0	0.0	0.0	0.0	0.0	0.0	0.0	0.0	0.0
				처리방법	매 립	0.4				0.4											
					소 각	0.0															
					재 활 용	0.0															
					해역배출	0.0															
		농공	법수	발 생 량		6.5	0.2	0.0	0.0	0.3	5.8	0.0	0.0	0.0	0.0	0.0	0.0	0.0	0.0	0.0	0.2
				처리방법	매 립	0.2															0.2
					소 각	0.0															
					재 활 용	6.3	0.2			0.3	5.8										
					해역배출	0.0															

(단위:톤/일)

구분		산업단지구분		발생량 및 처리현황		총계	가 연 성													
시도	시군구	단지유형	산업단지명				소계	폐지류	폐목재류	폐합성고분자화합물				유기성오니류				동식물성 폐잔재물	폐식용유	기타
										폐섬유류	폐합성 수지	폐합성 고무	폐피혁	폐수처리오니	공정오니	정수처리오니	하수처리오니			
경남	함안군	농공	산인	발생량		0.2	0.0	0.0	0.0	0.0	0.0	0.0	0.0	0.0	0.0	0.0	0.0	0.0	0.0	0.0
				처리방법	매 립	0.2	0.0													
					소 각	0.0	0.0													
					재 활 용	0.0	0.0													
					해역배출	0.0	0.0													
		농공	파수	발생량		0.5	0.1	0.0	0.0	0.0	0.0	0.1	0.0	0.0	0.0	0.0	0.0	0.0	0.0	0.0
				처리방법	매 립	0.0	0.0													
					소 각	0.0	0.0													
					재 활 용	0.5	0.1					0.1								
					해역배출	0.0	0.0													
		일반산업	칠서	발생량		523.1	143.3	0.0	0.8	0.0	71.7	0.0	0.0	39.0	0.0	0.0	0.0	31.8	0.0	0.0
				처리방법	매 립	71.6	0.0													
					소 각	53.0	53.0				53.0									
					재 활 용	369.0	60.8		0.8		18.7			9.5				31.8		
					해역배출	29.5	29.5							29.5						
		일반산업	함안	발생량		39.0	0.3	0.0	0.0	0.0	0.3	0.0	0.0	0.0	0.0	0.0	0.0	0.0	0.0	0.0
				처리방법	매 립	0.0	0.0													
					소 각	0.0	0.0													
					재 활 용	39.0	0.3				0.3									
					해역배출	0.0	0.0													
		농공	황사	발생량		0.1	0.1	0.0	0.0	0.0	0.1	0.0	0.0	0.0	0.0	0.0	0.0	0.0	0.0	0.0
				처리방법	매 립	0.0	0.0													
					소 각	0.0	0.0													
					재 활 용	0.1	0.1				0.1									
					해역배출	0.0	0.0													
	창녕군	소계		발생량		13.2	5.2	0.0	0.0	0.0	1.0	4.2	0.0	0.0	0.0	0.0	0.0	0.0	0.0	0.0
				처리방법	매 립	0.3	0.0	0.0	0.0	0.0	0.0	0.0	0.0	0.0	0.0	0.0	0.0	0.0	0.0	0.0
					소 각	0.0	0.0	0.0	0.0	0.0	0.0	0.0	0.0	0.0	0.0	0.0	0.0	0.0	0.0	0.0
					재 활 용	12.9	5.2	0.0	0.0	0.0	1.0	4.2	0.0	0.0	0.0	0.0	0.0	0.0	0.0	0.0
					해역배출	0.0	0.0	0.0	0.0	0.0	0.0	0.0	0.0	0.0	0.0	0.0	0.0	0.0	0.0	0.0
		일반	넥센	발생량		4.2	4.2	0.0	0.0	0.0	0.0	4.2	0.0	0.0	0.0	0.0	0.0	0.0	0.0	0.0
				처리방법	매 립	0.0	0.0													
					소 각	0.0	0.0													
					재 활 용	4.2	4.2					4.2								
					해역배출	0.0	0.0													
		일반	대합	발생량		7.8	0.0	0.0	0.0	0.0	0.0	0.0	0.0	0.0	0.0	0.0	0.0	0.0	0.0	0.0
				처리방법	매 립	0.3	0.0													
					소 각	0.0	0.0													
					재 활 용	7.5	0.0													
					해역배출	0.0	0.0													
		농공	남지	발생량		0.9	0.9	0.0	0.0	0.0	0.9	0.0	0.0	0.0	0.0	0.0	0.0	0.0	0.0	0.0
				처리방법	매 립	0.0	0.0													
					소 각	0.0	0.0													
					재 활 용	0.9	0.9				0.9									
					해역배출	0.0	0.0													
		농공	서리	발생량		0.3	0.1	0.0	0.0	0.0	0.1	0.0	0.0	0.0	0.0	0.0	0.0	0.0	0.0	0.0
				처리방법	매 립	0.0	0.0													
					소 각	0.0	0.0													
					재 활 용	0.3	0.1				0.1									
					해역배출	0.0	0.0													

(단위:톤/일)

구분		산업단지구분		발생량 및 처리현황	불 연 성															
시도	시군구	단지유형	산업단지명		소계	광재류	연소재	소각재	분진류	폐주물사 모래류	폐금속류	폐석회 석고류	폐촉매	폐흡착재 폐흡수재	유리·도자기편류	무기성오니류				기타
																폐수처리 오니	공정오니	정수처리 오니	하수처리 오니	
경남	함안군	농공	산인	발 생 량	0.2	0.2	0.0	0.0	0.0	0.0	0.0	0.0	0.0	0.0	0.0	0.0	0.0	0.0	0.0	0.0
				처리방법 매 립	0.2	0.2														
				처리방법 소 각	0.0															
				처리방법 재 활 용	0.0															
				처리방법 해역배출	0.0															
		농공	파수	발 생 량	0.4	0.3	0.0	0.0	0.0	0.0	0.0	0.0	0.0	0.0	0.0	0.0	0.1	0.0	0.0	0.0
				처리방법 매 립	0.0															
				처리방법 소 각	0.0															
				처리방법 재 활 용	0.4	0.3											0.1			
				처리방법 해역배출	0.0															
		일반산업	칠서	발 생 량	379.8	296.0	0.0	31.0	0.1	0.0	0.0	1.5	0.0	0.1	1.8	1.7	32.6	0.0	0.0	15.0
				처리방법 매 립	71.6	11.8		31.0				1.5			1.8		25.5			
				처리방법 소 각	0.0															
				처리방법 재 활 용	308.2	284.2			0.1					0.1		1.7	7.1			15.0
				처리방법 해역배출	0.0															
		일반산업	함안	발 생 량	38.7	3.8	0.0	0.0	0.3	34.2	0.0	0.0	0.0	0.0	0.0	0.2	0.2	0.0	0.0	0.0
				처리방법 매 립	0.0															
				처리방법 소 각	0.0															
				처리방법 재 활 용	38.7	3.8			0.3	34.2						0.2	0.2			
				처리방법 해역배출	0.0															
		농공	활사	발 생 량	0.0	0.0	0.0	0.0	0.0	0.0	0.0	0.0	0.0	0.0	0.0	0.0	0.0	0.0	0.0	0.0
				처리방법 매 립	0.0															
				처리방법 소 각	0.0															
				처리방법 재 활 용	0.0															
				처리방법 해역배출	0.0															
	창녕군	소계		발 생 량	8.0	0.0	0.0	0.0	0.5	5.9	0.0	0.0	0.0	0.0	0.0	0.3	1.3	0.0	0.0	0.0
				처리방법 매 립	0.3	0.0	0.0	0.0	0.0	0.0	0.0	0.0	0.0	0.0	0.0	0.2	0.1	0.0	0.0	0.0
				처리방법 소 각	0.0	0.0	0.0	0.0	0.0	0.0	0.0	0.0	0.0	0.0	0.0	0.0	0.0	0.0	0.0	0.0
				처리방법 재 활 용	7.7	0.0	0.0	0.0	0.5	5.9	0.0	0.0	0.0	0.0	0.0	0.1	1.2	0.0	0.0	0.0
				처리방법 해역배출	0.0	0.0	0.0	0.0	0.0	0.0	0.0	0.0	0.0	0.0	0.0	0.0	0.0	0.0	0.0	0.0
		일반	넥센	발 생 량	0.0	0.0	0.0	0.0	0.0	0.0	0.0	0.0	0.0	0.0	0.0	0.0	0.0	0.0	0.0	0.0
				처리방법 매 립	0.0															
				처리방법 소 각	0.0															
				처리방법 재 활 용	0.0															
				처리방법 해역배출	0.0															
		일반	대합	발 생 량	7.8	0.0	0.0	0.0	0.5	5.9	0.0	0.0	0.0	0.0	0.0	0.2	1.2	0.0	0.0	0.0
				처리방법 매 립	0.3											0.2	0.1			
				처리방법 소 각	0.0															
				처리방법 재 활 용	7.5				0.5	5.9							1.1			
				처리방법 해역배출	0.0															
		농공	남지	발 생 량	0.0	0.0	0.0	0.0	0.0	0.0	0.0	0.0	0.0	0.0	0.0	0.0	0.0	0.0	0.0	0.0
				처리방법 매 립	0.0															
				처리방법 소 각	0.0															
				처리방법 재 활 용	0.0															
				처리방법 해역배출	0.0															
		농공	서리	발 생 량	0.2	0.0	0.0	0.0	0.0	0.0	0.0	0.0	0.0	0.0	0.0	0.1	0.1	0.0	0.0	0.0
				처리방법 매 립	0.0															
				처리방법 소 각	0.0															
				처리방법 재 활 용	0.2											0.1	0.1			
				처리방법 해역배출	0.0															

(단위:톤/일)

구분		산업단지구분		발생량 및 처리현황		총계	가 연 성													
시도	시군구	단지유형	산업단지명				소계	폐지류	폐목재류	폐합성고분자화합물				유기성오니류				동식물성 폐잔재물	폐식용유	기타
										폐섬유류	폐합성 수지	폐합성 고무	폐피혁	폐수처리오니	공정오니	정수처리오니	하수처리오니			
경남	고성군	소계		발 생 량		34.1	32.8	0.0	0.0	0.0	1.4	0.0	0.0	7.0	0.0	0.0	0.0	24.4	0.0	0.0
				처리방법	매 립	0.4	0.0	0.0	0.0	0.0	0.0	0.0	0.0	0.0	0.0	0.0	0.0	0.0	0.0	0.0
					소 각	0.0	0.0	0.0	0.0	0.0	0.0	0.0	0.0	0.0	0.0	0.0	0.0	0.0	0.0	0.0
					재 활 용	26.7	25.8	0.0	0.0	0.0	1.4	0.0	0.0	0.0	0.0	0.0	0.0	24.4	0.0	0.0
					해역배출	7.0	7.0	0.0	0.0	0.0	0.0	0.0	0.0	7.0	0.0	0.0	0.0	0.0	0.0	0.0
		농공	세송농공	발 생 량		0.4	0.0	0.0	0.0	0.0	0.0	0.0	0.0	0.0	0.0	0.0	0.0	0.0	0.0	0.0
				처리방법	매 립	0.0	0.0													
					소 각	0.0	0.0													
					재 활 용	0.4	0.0													
					해역배출	0.0	0.0													
		농공	율대농공	발 생 량		31.6	31.6	0.0	0.0	0.0	0.2	0.0	0.0	7.0	0.0	0.0	0.0	24.4	0.0	0.0
				처리방법	매 립	0.0	0.0													
					소 각	0.0	0.0													
					재 활 용	24.6	24.6				0.2							24.4		
					해역배출	7.0	7.0							7.0						
		농공	마동농공	발 생 량		1.1	1.0	0.0	0.0	0.0	1.0	0.0	0.0	0.0	0.0	0.0	0.0	0.0	0.0	0.0
				처리방법	매 립	0.0	0.0													
					소 각	0.0	0.0													
					재 활 용	1.1	1.0				1.0									
					해역배출	0.0	0.0													
		농공	회화농공	발 생 량		1.0	0.2	0.0	0.0	0.0	0.2	0.0	0.0	0.0	0.0	0.0	0.0	0.0	0.0	0.0
				처리방법	매 립	0.4	0.0													
					소 각	0.0	0.0													
					재 활 용	0.6	0.2				0.2									
					해역배출	0.0	0.0													
	하동군	소계		발 생 량		1.8	0.1	0.0	0.0	0.0	0.1	0.0	0.0	0.0	0.0	0.0	0.0	0.0	0.0	0.0
				처리방법	매 립	1.7	0.0	0.0	0.0	0.0	0.0	0.0	0.0	0.0	0.0	0.0	0.0	0.0	0.0	0.0
					소 각	0.0	0.0	0.0	0.0	0.0	0.0	0.0	0.0	0.0	0.0	0.0	0.0	0.0	0.0	0.0
					재 활 용	0.1	0.1	0.0	0.0	0.0	0.1	0.0	0.0	0.0	0.0	0.0	0.0	0.0	0.0	0.0
					해역배출	0.0	0.0	0.0	0.0	0.0	0.0	0.0	0.0	0.0	0.0	0.0	0.0	0.0	0.0	0.0
		농공	적량농공단지	발 생 량		1.7	0.0	0.0	0.0	0.0	0.0	0.0	0.0	0.0	0.0	0.0	0.0	0.0	0.0	0.0
				처리방법	매 립	1.7	0.0													
					소 각	0.0	0.0													
					재 활 용	0.0	0.0													
					해역배출	0.0	0.0													
		농공	진교농공단지	발 생 량		0.1	0.1	0.0	0.0	0.0	0.1	0.0	0.0	0.0	0.0	0.0	0.0	0.0	0.0	0.0
				처리방법	매 립	0.0	0.0													
					소 각	0.0	0.0													
					재 활 용	0.1	0.1				0.1									
					해역배출	0.0	0.0													
	함양군	소계		발 생 량		14.8	1.9	0.1	0.1	0.0	0.8	0.0	0.0	0.6	0.0	0.0	0.0	0.0	0.0	0.3
				처리방법	매 립	2.0	0.0	0.0	0.0	0.0	0.0	0.0	0.0	0.0	0.0	0.0	0.0	0.0	0.0	0.0
					소 각	1.3	1.3	0.1	0.1	0.0	0.8	0.0	0.0	0.0	0.0	0.0	0.0	0.0	0.0	0.3
					재 활 용	10.9	0.0	0.0	0.0	0.0	0.0	0.0	0.0	0.0	0.0	0.0	0.0	0.0	0.0	0.0
					해역배출	0.6	0.6	0.0	0.0	0.0	0.0	0.0	0.0	0.6	0.0	0.0	0.0	0.0	0.0	0.0
		농공단지	함양수동 농공단지	발 생 량		1.0	1.0	0.0	0.0	0.0	0.1	0.0	0.0	0.6	0.0	0.0	0.0	0.0	0.0	0.3
				처리방법	매 립	0.0	0.0													
					소 각	0.4	0.4				0.1									0.3
					재 활 용	0.0	0.0													
					해역배출	0.6	0.6							0.6						

(단위:톤/일)

구분		산업단지구분		발생량 및 처리현황		불 연 성															
시도	시군구	단지유형	산업단지명			소계	광재류	연소재	소각재	분진류	폐주물사 모래류	폐금속류	폐석회 석고류	폐촉매	폐흡착재 폐흡수재	유리· 도자기편류	무기성오니류				기타
																	폐수처리 오니	공정오니	정수처리 오니	하수처리 오니	
경남	고성군	소계		발 생 량		1.3	0.0	0.0	0.0	0.8	0.0	0.0	0.0	0.0	0.0	0.0	0.0	0.0	0.0	0.0	0.5
				처리방법	매 립	0.4	0.0	0.0	0.0	0.4	0.0	0.0	0.0	0.0	0.0	0.0	0.0	0.0	0.0	0.0	0.0
					소 각	0.0	0.0	0.0	0.0	0.0	0.0	0.0	0.0	0.0	0.0	0.0	0.0	0.0	0.0	0.0	0.0
					재 활 용	0.9	0.0	0.0	0.0	0.4	0.0	0.0	0.0	0.0	0.0	0.0	0.0	0.0	0.0	0.0	0.5
					해역배출	0.0	0.0	0.0	0.0	0.0	0.0	0.0	0.0	0.0	0.0	0.0	0.0	0.0	0.0	0.0	0.0
		농공	세송농공	발 생 량		0.4	0.0	0.0	0.0	0.3	0.0	0.0	0.0	0.0	0.0	0.0	0.0	0.0	0.0	0.0	0.1
				처리방법	매 립	0.0															
					소 각	0.0															
					재 활 용	0.4				0.3											0.1
					해역배출	0.0															
		농공	율대농공	발 생 량		0.0	0.0	0.0	0.0	0.0	0.0	0.0	0.0	0.0	0.0	0.0	0.0	0.0	0.0	0.0	0.0
				처리방법	매 립	0.0															
					소 각	0.0															
					재 활 용	0.0															
					해역배출	0.0															
		농공	마동농공	발 생 량		0.1	0.0	0.0	0.0	0.1	0.0	0.0	0.0	0.0	0.0	0.0	0.0	0.0	0.0	0.0	0.0
				처리방법	매 립	0.0															
					소 각	0.0															
					재 활 용	0.1				0.1											
					해역배출	0.0															
		농공	회화농공	발 생 량		0.8	0.0	0.0	0.0	0.4	0.0	0.0	0.0	0.0	0.0	0.0	0.0	0.0	0.0	0.0	0.4
				처리방법	매 립	0.4				0.4											
					소 각	0.0															
					재 활 용	0.4															0.4
					해역배출	0.0															
	하동군	소계		발 생 량		1.7	0.0	0.0	0.0	1.7	0.0	0.0	0.0	0.0	0.0	0.0	0.0	0.0	0.0	0.0	0.0
				처리방법	매 립	1.7	0.0	0.0	0.0	1.7	0.0	0.0	0.0	0.0	0.0	0.0	0.0	0.0	0.0	0.0	0.0
					소 각	0.0	0.0	0.0	0.0	0.0	0.0	0.0	0.0	0.0	0.0	0.0	0.0	0.0	0.0	0.0	0.0
					재 활 용	0.0	0.0	0.0	0.0	0.0	0.0	0.0	0.0	0.0	0.0	0.0	0.0	0.0	0.0	0.0	0.0
					해역배출	0.0	0.0	0.0	0.0	0.0	0.0	0.0	0.0	0.0	0.0	0.0	0.0	0.0	0.0	0.0	0.0
		농공	적량농공단지	발 생 량		1.7	0.0	0.0	0.0	1.7	0.0	0.0	0.0	0.0	0.0	0.0	0.0	0.0	0.0	0.0	0.0
				처리방법	매 립	1.7				1.7											
					소 각	0.0															
					재 활 용	0.0															
					해역배출	0.0															
		농공	진교농공단지	발 생 량		0.0	0.0	0.0	0.0	0.0	0.0	0.0	0.0	0.0	0.0	0.0	0.0	0.0	0.0	0.0	0.0
				처리방법	매 립	0.0															
					소 각	0.0															
					재 활 용	0.0															
					해역배출	0.0															
	함양군	소계		발 생 량		12.9	0.0	0.0	2.0	0.1	0.0	0.0	0.0	0.0	0.0	0.0	8.9	0.0	0.0	0.0	1.9
				처리방법	매 립	2.0	0.0	0.0	2.0	0.0	0.0	0.0	0.0	0.0	0.0	0.0	0.0	0.0	0.0	0.0	0.0
					소 각	0.0	0.0	0.0	0.0	0.0	0.0	0.0	0.0	0.0	0.0	0.0	0.0	0.0	0.0	0.0	0.0
					재 활 용	10.9	0.0	0.0	0.0	0.1	0.0	0.0	0.0	0.0	0.0	0.0	8.9	0.0	0.0	0.0	1.9
					해역배출	0.0	0.0	0.0	0.0	0.0	0.0	0.0	0.0	0.0	0.0	0.0	0.0	0.0	0.0	0.0	0.0
		농공단지	함양수동 농공단지	발 생 량		0.0	0.0	0.0	0.0	0.0	0.0	0.0	0.0	0.0	0.0	0.0	0.0	0.0	0.0	0.0	0.0
				처리방법	매 립	0.0															
					소 각	0.0															
					재 활 용	0.0															
					해역배출	0.0															

(단위:톤/일)

구분		산업단지구분		발생량 및 처리현황		총계	가연성													
시도	시군구	단지유형	산업단지명				소계	폐지류	폐목재류	폐합성고분자화합물				유기성오니류				동식물성 폐잔재물	폐식용유	기타
										폐섬유류	폐합성 수지	폐합성 고무	폐피혁	폐수처리오니	공정오니	정수처리오니	하수처리오니			
경남	함양군	농공단지	함양안의 전문농공단지	발생량		0.1	0.0	0.0	0.0	0.0	0.0	0.0	0.0	0.0	0.0	0.0	0.0	0.0	0.0	0.0
				처리방법	매립	0.0	0.0													
					소각	0.0	0.0													
					재활용	0.1	0.0													
					해역배출	0.0	0.0													
		농공단지	함양원평 농공단지	발생량		13.7	0.9	0.1	0.1	0.0	0.7	0.0	0.0	0.0	0.0	0.0	0.0	0.0	0.0	0.0
				처리방법	매립	2.0	0.0													
					소각	0.9	0.9	0.1	0.1		0.7									
					재활용	10.8	0.0													
					해역배출	0.0	0.0													
	거창군	소계		발생량		72.1	9.8	0.0	0.0	0.0	1.5	0.0	0.0	4.6	0.0	0.0	0.0	0.0	0.0	3.7
				처리방법	매립	0.1	0.1	0.0	0.0	0.0	0.0	0.0	0.0	0.0	0.0	0.0	0.0	0.0	0.0	0.1
					소각	0.6	0.6	0.0	0.0	0.0	0.6	0.0	0.0	0.0	0.0	0.0	0.0	0.0	0.0	0.0
					재활용	65.6	4.5	0.0	0.0	0.0	0.9	0.0	0.0	0.0	0.0	0.0	0.0	0.0	0.0	3.6
					해역배출	5.8	4.6	0.0	0.0	0.0	0.0	0.0	0.0	4.6	0.0	0.0	0.0	0.0	0.0	0.0
		일반산업단지	거창 일반산업단지	발생량		0.0	0.0	0.0	0.0	0.0	0.0	0.0	0.0	0.0	0.0	0.0	0.0	0.0	0.0	0.0
				처리방법	매립	0.0	0.0													
					소각	0.0	0.0													
					재활용	0.0	0.0													
					해역배출	0.0	0.0													
		농공단지	거창남산 농공단지	발생량		61.1	0.0	0.0	0.0	0.0	0.0	0.0	0.0	0.0	0.0	0.0	0.0	0.0	0.0	0.0
				처리방법	매립	0.0	0.0													
					소각	0.0	0.0													
					재활용	61.1	0.0													
					해역배출	0.0	0.0													
		농공단지	거창당산 농공단지	발생량		0.5	0.5	0.0	0.0	0.0	0.4	0.0	0.0	0.0	0.0	0.0	0.0	0.0	0.0	0.1
				처리방법	매립	0.1	0.1													0.1
					소각	0.0	0.0													
					재활용	0.4	0.4				0.4									
					해역배출	0.0	0.0													
		농공단지	거창서울우유 농공단지	발생량		5.3	5.3	0.0	0.0	0.0	0.7	0.0	0.0	4.6	0.0	0.0	0.0	0.0	0.0	0.0
				처리방법	매립	0.0	0.0													
					소각	0.6	0.6				0.6									
					재활용	0.1	0.1				0.1									
					해역배출	4.6	4.6							4.6						
		농공단지	거창석강 농공단지	발생량		5.2	4.0	0.0	0.0	0.0	0.4	0.0	0.0	0.0	0.0	0.0	0.0	0.0	0.0	3.6
				처리방법	매립	0.0	0.0													
					소각	0.0	0.0													
					재활용	4.0	4.0				0.4									3.6
					해역배출	1.2	0.0													
		농공단지	거창정장 농공단지	발생량		0.0	0.0	0.0	0.0	0.0	0.0	0.0	0.0	0.0	0.0	0.0	0.0	0.0	0.0	0.0
				처리방법	매립	0.0	0.0													
					소각	0.0	0.0													
					재활용	0.0	0.0													
					해역배출	0.0	0.0													
	합천군	소계		발생량		4.8	0.9	0.0	0.0	0.0	0.0	0.0	0.0	0.0	0.0	0.0	0.0	0.6	0.0	0.3
				처리방법	매립	3.1	0.6	0.0	0.0	0.0	0.0	0.0	0.0	0.0	0.0	0.0	0.0	0.6	0.0	0.0
					소각	0.3	0.3	0.0	0.0	0.0	0.0	0.0	0.0	0.0	0.0	0.0	0.0	0.0	0.0	0.3
					재활용	1.4	0.0	0.0	0.0	0.0	0.0	0.0	0.0	0.0	0.0	0.0	0.0	0.0	0.0	0.0
					해역배출	0.0	0.0	0.0	0.0	0.0	0.0	0.0	0.0	0.0	0.0	0.0	0.0	0.0	0.0	0.0

(단위:톤/일)

구분		산업단지구분		발생량 및 처리현황		불 연 성															
시도	시군구	단지유형	산업단지명			소계	광재류	연소재	소각재	분진류	폐주물사 모래류	폐금속류	폐석회 석고류	폐촉매	폐흡착재 폐흡수재	유리· 도자기편류	무기성오니류				기타
																	폐수처리 오니	공정오니	정수처리 오니	하수처리 오니	
경남	함양군	농공단지	함양안의 전문농공단지	발 생 량		0.1	0.0	0.0	0.0	0.1	0.0	0.0	0.0	0.0	0.0	0.0	0.0	0.0	0.0	0.0	0.0
				처리방법	매 립	0.0															
					소 각	0.0															
					재 활 용	0.1				0.1											
					해역배출	0.0															
		농공단지	함양원평 농공단지	발 생 량		12.8	0.0	0.0	2.0	0.0	0.0	0.0	0.0	0.0	0.0	0.0	8.9	0.0	0.0	0.0	1.9
				처리방법	매 립	2.0			2.0												
					소 각	0.0															
					재 활 용	10.8											8.9				1.9
					해역배출	0.0															
	거창군	소계		발 생 량		62.3	0.0	0.0	0.0	0.0	0.0	0.0	0.0	0.0	0.0	0.0	23.6	0.0	0.0	0.0	38.7
				처리방법	매 립	0.0	0.0	0.0	0.0	0.0	0.0	0.0	0.0	0.0	0.0	0.0	0.0	0.0	0.0	0.0	0.0
					소 각	0.0	0.0	0.0	0.0	0.0	0.0	0.0	0.0	0.0	0.0	0.0	0.0	0.0	0.0	0.0	0.0
					재 활 용	61.1	0.0	0.0	0.0	0.0	0.0	0.0	0.0	0.0	0.0	0.0	22.4	0.0	0.0	0.0	38.7
					해역배출	1.2	0.0	0.0	0.0	0.0	0.0	0.0	0.0	0.0	0.0	0.0	1.2	0.0	0.0	0.0	0.0
		일반산업단지	거창 일반산업단지	발 생 량		0.0	0.0	0.0	0.0	0.0	0.0	0.0	0.0	0.0	0.0	0.0	0.0	0.0	0.0	0.0	0.0
				처리방법	매 립	0.0															
					소 각	0.0															
					재 활 용	0.0															
					해역배출	0.0															
		농공단지	거창남산 농공단지	발 생 량		61.1	0.0	0.0	0.0	0.0	0.0	0.0	0.0	0.0	0.0	0.0	22.4	0.0	0.0	0.0	38.7
				처리방법	매 립	0.0															
					소 각	0.0															
					재 활 용	61.1											22.4				38.7
					해역배출	0.0															
		농공단지	거창당산 농공단지	발 생 량		0.0	0.0	0.0	0.0	0.0	0.0	0.0	0.0	0.0	0.0	0.0	0.0	0.0	0.0	0.0	0.0
				처리방법	매 립	0.0															
					소 각	0.0															
					재 활 용	0.0															
					해역배출	0.0															
		농공단지	거창서울우유 농공단지	발 생 량		0.0	0.0	0.0	0.0	0.0	0.0	0.0	0.0	0.0	0.0	0.0	0.0	0.0	0.0	0.0	0.0
				처리방법	매 립	0.0															
					소 각	0.0															
					재 활 용	0.0									0.0						
					해역배출	0.0															
		농공단지	거창석강 농공단지	발 생 량		1.2	0.0	0.0	0.0	0.0	0.0	0.0	0.0	0.0	0.0	0.0	1.2	0.0	0.0	0.0	0.0
				처리방법	매 립	0.0															
					소 각	0.0															
					재 활 용	0.0															
					해역배출	1.2											1.2				
		농공단지	거창정장 농공단지	발 생 량		0.0	0.0	0.0	0.0	0.0	0.0	0.0	0.0	0.0	0.0	0.0	0.0	0.0	0.0	0.0	0.0
				처리방법	매 립	0.0															
					소 각	0.0															
					재 활 용	0.0															
					해역배출	0.0															
	합천군	소계		발 생 량		3.9	0.0	0.0	0.0	0.0	0.0	0.0	0.0	0.0	0.0	1.1	1.4	0.1	0.0	0.0	1.3
				처리방법	매 립	2.5	0.0	0.0	0.0	0.0	0.0	0.0	0.0	0.0	0.0	1.1	1.4	0.0	0.0	0.0	0.0
					소 각	0.0	0.0	0.0	0.0	0.0	0.0	0.0	0.0	0.0	0.0	0.0	0.0	0.0	0.0	0.0	0.0
					재 활 용	1.4	0.0	0.0	0.0	0.0	0.0	0.0	0.0	0.0	0.0	0.0	0.0	0.1	0.0	0.0	1.3
					해역배출	0.0	0.0	0.0	0.0	0.0	0.0	0.0	0.0	0.0	0.0	0.0	0.0	0.0	0.0	0.0	0.0

(단위:톤/일)

구분		산업단지구분		발생량 및 처리현황		총계	가 연 성													
시도	시군구	단지유형	산업단지명				소계	폐지류	폐목재류	폐합성고분자화합물				유기성오니류				동식물성 폐잔재물	폐식용유	기타
										폐섬유류	폐합성 수지	폐합성 고무	폐피혁	폐수처리오니	공정오니	정수처리오니	하수처리오니			
경남	합천군	농공	합천 야로 농공단지	발 생 량		0.6	0.6	0.0	0.0	0.0	0.0	0.0	0.0	0.0	0.0	0.0	0.0	0.6	0.0	0.0
				처리방법	매 립	0.6	0.6											0.6		
					소 각	0.0	0.0													
					재 활 용	0.0	0.0													
					해역배출	0.0	0.0													
		농공	합천 율곡 농공단지	발 생 량		2.5	0.3	0.0	0.0	0.0	0.0	0.0	0.0	0.0	0.0	0.0	0.0	0.0	0.0	0.3
				처리방법	매 립	1.1	0.0													
					소 각	0.3	0.3													0.3
					재 활 용	1.1	0.0													
					해역배출	0.0	0.0													
		농공	합천 적중 농공단지	발 생 량		1.7	0.0	0.0	0.0	0.0	0.0	0.0	0.0	0.0	0.0	0.0	0.0	0.0	0.0	0.0
				처리방법	매 립	1.4	0.0													
					소 각	0.0	0.0													
					재 활 용	0.3	0.0													
					해역배출	0.0	0.0													

(단위:톤/일)

구분		산업단지구분		발생량 및 처리현황		불 연 성															
시도	시군구	단지유형	산업단지명			소계	광재류	연소재	소각재	분진류	폐주물사 모래류	폐금속류	폐석회 석고류	폐촉매	폐흡착재 폐흡수재	유리· 도자기편류	무기성오니류				기타
																	폐수처리 오니	공정오니	정수처리 오니	하수처리 오니	
경남	합천군	농공	합천 야로 농공단지	발 생 량		0.0	0.0	0.0	0.0	0.0	0.0	0.0	0.0	0.0	0.0	0.0	0.0	0.0	0.0	0.0	0.0
				처리방법	매 립	0.0															
					소 각	0.0															
					재 활 용	0.0															
					해역배출	0.0															
		농공	합천 율곡 농공단지	발 생 량		2.2	0.0	0.0	0.0	0.0	0.0	0.0	0.0	0.0	0.0	1.1	0.0	0.1	0.0	0.0	1.0
				처리방법	매 립	1.1										1.1					
					소 각	0.0															
					재 활 용	1.1												0.1			1.0
					해역배출	0.0															
		농공	합천 적중 농공단지	발 생 량		1.7	0.0	0.0	0.0	0.0	0.0	0.0	0.0	0.0	0.0	0.0	1.4	0.0	0.0	0.0	0.3
				처리방법	매 립	1.4											1.4				
					소 각	0.0															
					재 활 용	0.3															0.3
					해역배출	0.0															

부록2 : 업종별 사업장배출시설계폐기물 분류표[한국표준산업분류(9차)]

대분류(A ~ U)	
A	농업, 임업 및 어업
B	광업
C	제조업
D	전기, 가스, 증기 및 수도사업
E	하수, 폐기물처리, 원료재생 및 환경복원업
F	건설업
G	도매 및 소매업
H	운수업
I	숙박 및 음식점업
J	출판, 영상, 방송통신 및 정보서비스업
K	금융 및 보험업
L	부동산업 및 임대업
M	전문, 과학 및 기술서비스업
N	사업시설관리 및 사업지원서비스업
O	공공행정, 국방 및 사회보장행정
P	교육서비스업
Q	보건업 및 사회복지서비스업
R	예술, 스포츠 및 여가관련 서비스업
S	협회 및 단체, 수리 및 기타 개인서비스업
T	가구내 고용활동 및 달리 분류되지 않은 자가생산활동
U	국제 및 외국기관

C. 제조업 중분류(10 ~ 33)	
10	식료품 제조업
11	음료 제조업
12	담배 제조업
13	섬유제품 제조업; 의복제외
14	의복, 의복액세서리 및 모피제품 제조업
15	가죽, 가방 및 신발 제조업
16	목재 및 나무제품 제조업;가구제외
17	펄프, 종이 및 종이제품 제조업
18	인쇄 및 기록매체 복제업
19	코크스, 연탄 및 석유정제품 제조업
20	화학물질 및 화학제품 제조업;의약품 제외
21	의료용 물질 및 의약품 제조업
22	고무제품 및 플라스틱제품 제조업
23	비금속 광물제품 제조업
24	1차 금속 제조업
25	금속가공제품 제조업;기계 및 가구 제외
26	전자부품, 컴퓨터, 영상, 음향 및 통신장비 제조업
27	의료, 정밀, 광학기기 및 시계 제조업
28	전기장비 제조업
29	기타 기계 및 장비 제조업
30	자동차 및 트레일러 제조업
31	기타 운송장비 제조업
32	가구 제조업
33	기타 제품 제조업

「전국 폐기물 발생 및 처리 현황(2013년도)」 담당자 연락처

기 관	담당부서	담 당 자	전 화
환경부	자원순환정책과	박성수	044-201-7350
서울특별시	자원순환과	김상수	02-2133-3678
부산광역시	자원순환과	김혁주	051-888-3626
대구광역시	자원순환과	배경아	053-803-4235
인천광역시	자원순환과	정재윤	032-440-3563
광주광역시	기후변화대응과	송기철	062-613-4393
대전광역시	자원순환과	편승주	042-270-5604
울산광역시	자원순환과	서승희	052-229-3224
세종특별자치시	녹색환경과	박정민	044-300-4253
경기도	자원순환과	진근정	031-8008-4254
강원도	환경과	김유열	033-249-3551
충청북도	환경정책과	한재숙	043-220-4054
충청남도	환경관리과	이상준	041-635-4447
전라북도	환경보전과	배준	063-280-3512
전라남도	동부지역본부 환경관리과	조재규	061-286-7143
경상북도	환경정책과	김혜진	053-950-2896
경상남도	환경정책과	배인선	055-211-4175
제주특별자치도	생활환경관리과	김은신	064-710-6034
한국환경공단	자원순환정책통계팀	한혜영	032-590-4942